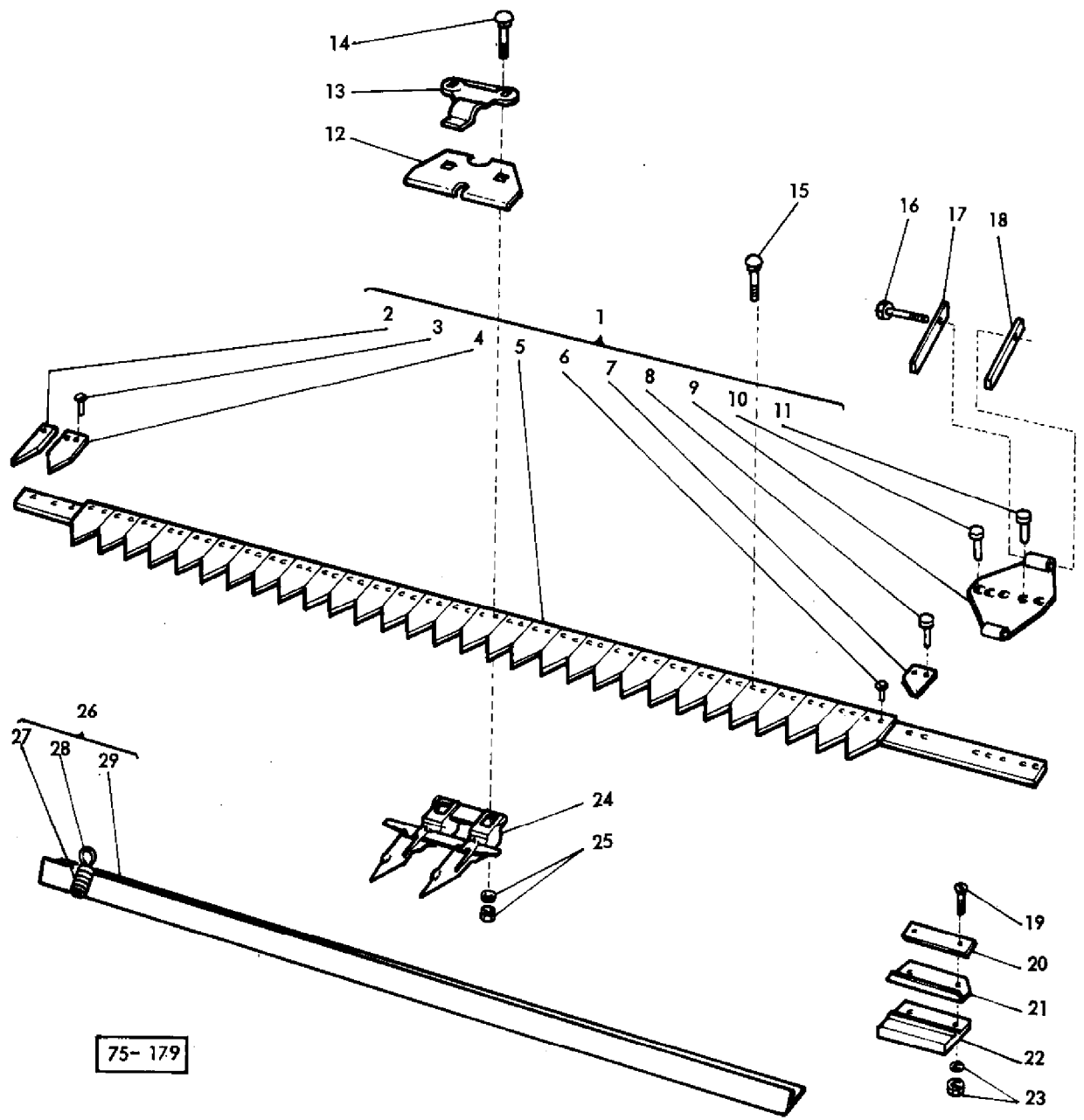


LAME
MESSER
KNIFE } 8'



75-179

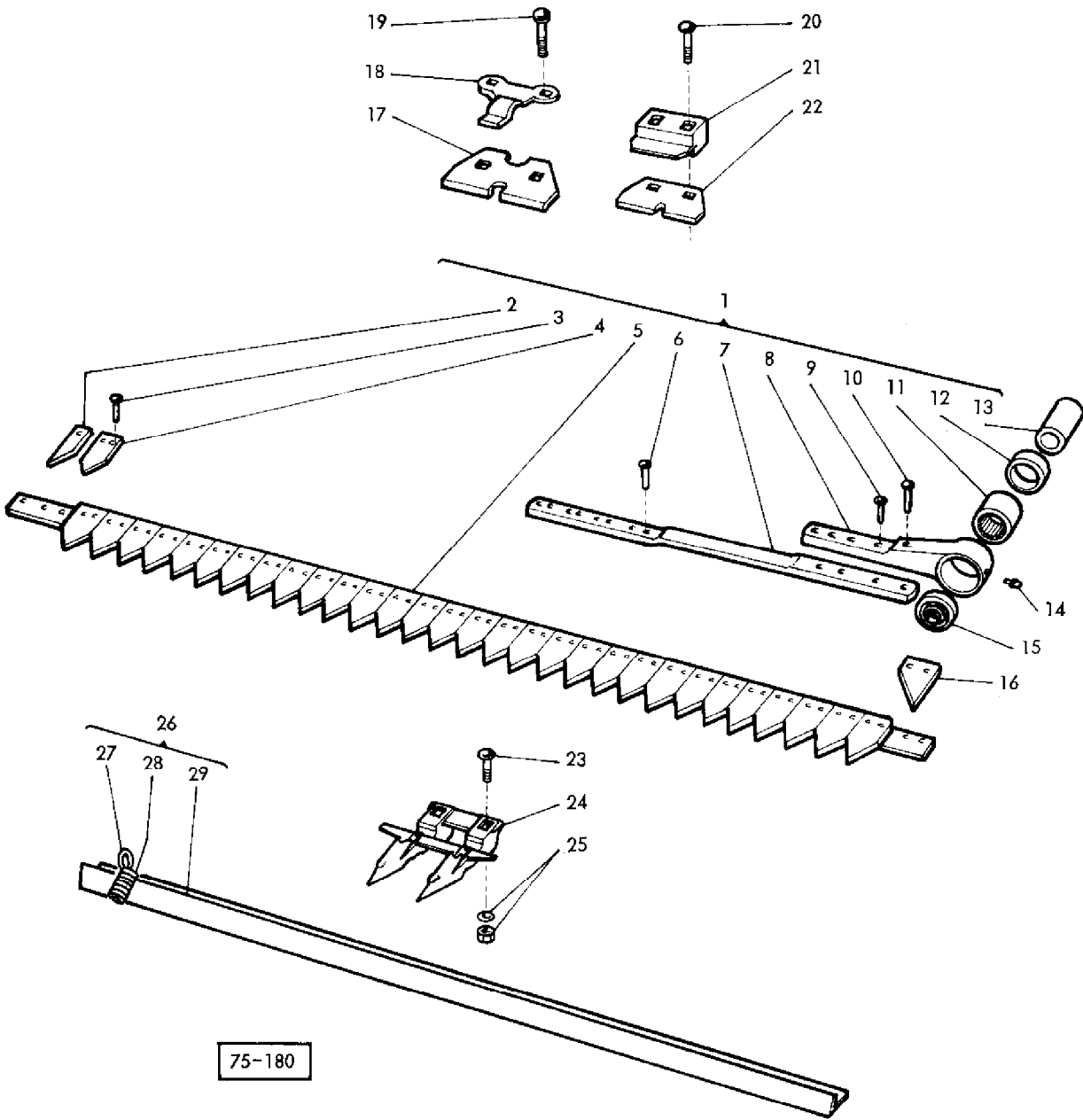
AGCO Corporation
Parts List Report

Massey Ferguson (Europe)
MF 186 COMBINE
Page 3 - KNIFE - 8'

Item	Part Number	Qty	Part Description	Comments
				8'
1	403320M93	2	Knife	(A)
1	403320M93	1	Knife	(B)
	417836M91	1	Knife	(B)
2	790863X1	2	Half Section	(A)
2	790863X1	1	Half Section	(B)
3	391493X1	136	Rivet	(A)
3	391493X1	68	Rivet	(B)
4	206236M1	66	Section	(A)
	210987M1	33	Section	(B)
5	1724501M1	2	Stem	(A)
5	1724501M1	1	Stem	(B)
6	391493X1	136	Rivet	(A)
6	391493X1	68	Rivet	(B)
7	647116M1	2	Section	(A)
7	647116M1	1	Section	(B)
8	391498X1	6	Rivet	(A)
8	391498X1	3	Rivet	(B)
9	1724499M91	2	Head	(A)
9	1724499M91	1	Head	(B)
10	349419X1	8	Rivet	(A)
10	349419X1	4	Rivet	(B)
11	391498X1	6	Rivet	(A)
11	391498X1	3	Rivet	(B)
12	206196M1	8	Guide	(A, B)
13	206195M1	8	Clip	(A, B)
14	1442457X1	16	Bolt Metric	(A, B)
15	1442456X1	18	Screw	(A, B)
16	339204X1	2	Screw	(A, B)
	339376X1	2	Lock Washer	(A, B)
	339402X1	2	Nut Metric	(A, B)
17	402321M1	1	Plate	(A, B)
18	402321M1	1	Plate	(A, B)
19	390640X1	2	Screw Metric	(A, B)
20	404795M1	1	Plate	(A, B)
21	404409M1	1	Guide	(A, B)
22	404410M1	1	Guide	(A, B)
23	339376X1	2	Lock Washer	(A, B)
	339402X1	2	Nut Metric	(A, B)

24	609993M91	17	Finger	(A, B)
25	339534X1	34	Washer Metric	(A, B)
	339402X1	34	Nut Metric	(A, B)
26	402727M91	1	Shield	(A, B)
27	322980M1	2	Spring	(A, B)
28	322979M1	2	Knotter Hook	(A, B)
29		1		Not Serviced, Order 26
				(A, B)
				(A)
				2 SERRATED VERSION
				(B)
				1 SERATED VERSION + 1 SMOOTH VERSION

LAME
MESSER
KNIFE } 10'



75-180

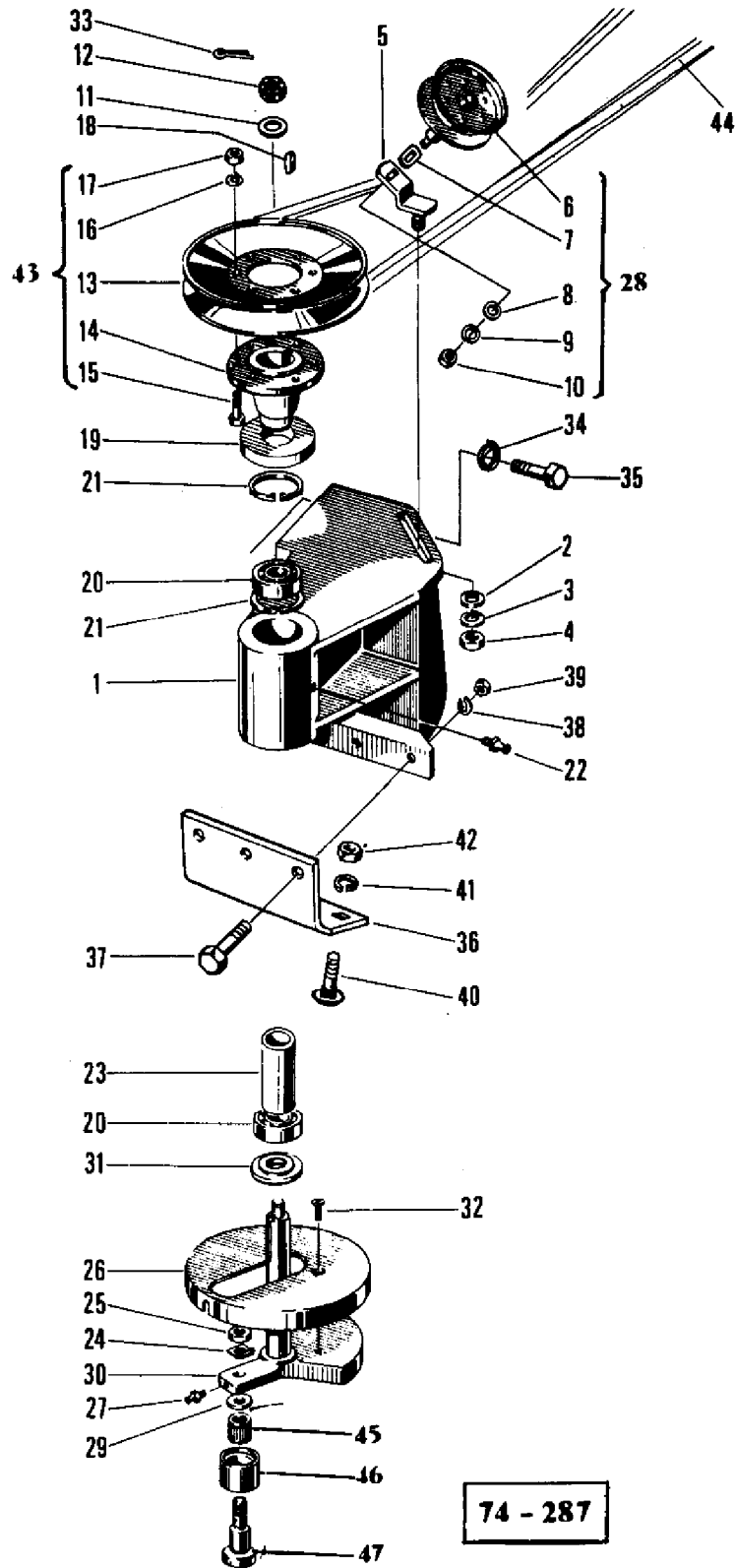
AGCO Corporation
Parts List Report

Massey Ferguson (Europe)
MF 186 COMBINE
Page 4 - KNIFE - 10'

Item	Part Number	Qty	Part Description	Comments
				10'
1	1723545M92	2	Knife	(A)
1	1723545M92	1	Knife	(B)
	1724687M91	1	Knife	(B)
2	790863M1	2	Section	(A)
2	790863M1	1	Section	(B)
3	391493X1	148	Rivet	(A)
3	391493X1	74	Rivet	(B)
4	206236M1	78	Section	(A)
	210987M1	39	Section	(B)
5	1724506M1	2	Support	(A)
5	1724506M1	1	Support	(B)
6	1441934X1	16	Rivet	(A)
6	1441934X1	8	Rivet	(B)
7	785583M1	2	Spring	(A)
7	785583M1	1	Spring	(B)
8	785584M1	2	Head	(A)
8	785584M1	1	Head	(B)
9	29140X	8	Rivet	(A)
9	29140X	4	Rivet	(B)
10	29142X	2	Rivet	(A)
10	29142X	1	Rivet	(B)
11	833083M1	2	Bearing Needle	(A)
11	833083M1	1	Bearing Needle	(B)
12	831225M1	2	Seal	(A)
12	831225M1	1	Seal	(B)
13	239242X1	2	Bearing	(A)
13	239242X1	1	Bearing	(B)
14	13811X	2	Grease Nipple	(A)
14	13811X	1	Grease Nipple	(B)
15	831225M1	2	Seal	(A)
15	831225M1	1	Seal	(B)
16	647116M1	2	Section	(A)
16	647116M1	1	Section	(B)
17	206196M1	10	Guide	(A, B)
18	206195M1	8	Clip	(A, B)
19	1442457X1	16	Bolt Metric	(A, B)
20	1441671X1	2	Bolt Metric	(A, B)
21	786506M1	1	Clip	(A, B)

22	206196M1	10	Guide	(A, B)
23	1442456X1	22	Screw	(A, B)
24	609993M91	20	Finger	(A, B)
25	339534X1	40	Washer Metric	(A, B)
	339402X1	40	Nut Metric	(A, B)
26	402729M91	1	Guard	(A, B)
27	322979M1	2	Knotter Hook	(A, B)
28	322980M1	2	Spring	(A, B)
29		1		Not Serviced, Order 26
				(A, B)
				(A)
				2 SERRATED VERSION
				(B)
				1 SERATED VERSION + 1 SMOOTH VERSION

COMMANDE DE LAME } MANIVELLE
MESSERANTRIEB } KURBELANTRIEB
KNIFE DRIVE } CRANK DRIVE



74 - 287

AGCO Corporation
Parts List Report

Massey Ferguson (Europe)

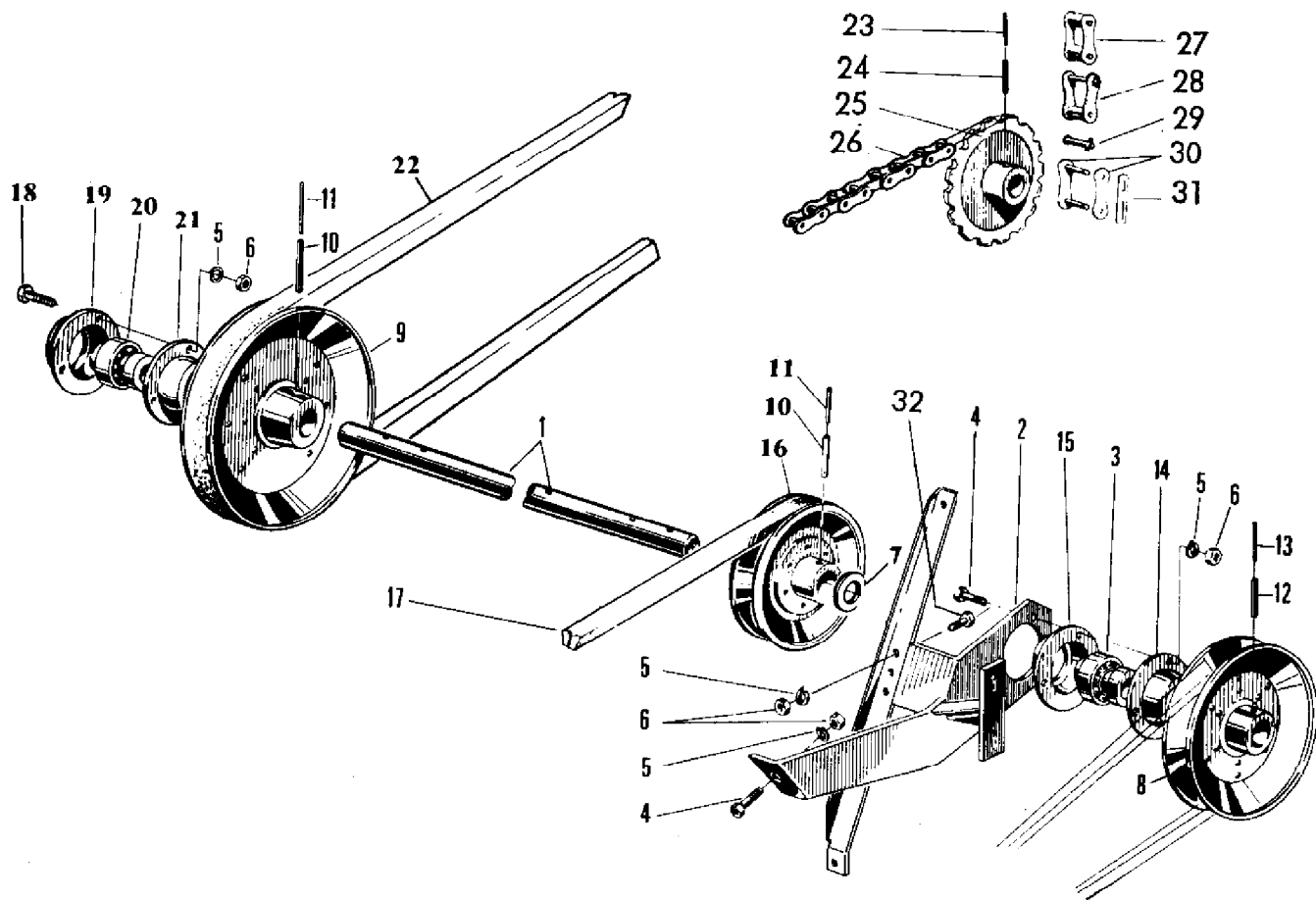
MF 186 COMBINE

Page 7 - KNIFE DRIVE - CRANK DRIVE

Item	Part Number	Qty	Part Description	Comments
				CRANK DRIVE
	417264M91	1	Bracket	
1	417265M1	1	Bracket	
2	339072X1	1	Washer	
3	339380X1	1	Washer	
4	339070X1	1	Nut	
5	417205M91	1	Bearer	
6	416580M91	1	Pulley	
7	416584M1	1	Washer	
8	339072X1	1	Washer	
9	339380X1	1	Washer	
10	339070X1	1	Nut	
11	391459X1	1	Washer Metric	
12	391232X1	1	Nut	
13	403735M91	1	Pulley	
14	417267M1	1	Hub	
15	339666X1	6	Screw Metric	
16	339375X1	6	Lock Washer	
17	339030X1	6	Nut Metric	
18	391411X1	1	Key Door	
19	417268M1	1	Plate	
20	1440489X1	2	Bearing Ball	
21	339199X1	2	Ring	
22	339003X1	1	Greaser	
23	417269M1	1	Tube	
24	412383M1	1	Plate	
25	339070X1	1	Nut	
26	402997M1	1	Cover	
27	390843X1	1	Nipple	
28	416579M91	1	Pulley	
29	412381M1	1	Washer	
30	417270M91	1	Shaft	
31	417273M1	1	Washer	
32	339153X1	2	Screw Metric	
33	390448X1	1	Pin	
34	339374X1	2	Lock Washer	
	339169X1	2	Nut Metric	
35	339123X1	2	Screw Metric	
36	404411M1	1	Anglepiece	

37	339814X1	3	Screw Metric
38	339376X1	3	Lock Washer
39	339402X1	3	Nut Metric
40	339172X1	3	Bolt Metric
41	339376X1	3	Lock Washer
42	339402X1	3	Nut Metric
43	417266M91	1	Pulley
44	402607M1	1	Belt
45	339569X1	1	Bearing
46	323478M1	1	Roller
47	412382M1	1	Trunnion

ARBRE (COMMANDE DE LAME)	} MANIVELLE	
WELLE (MESSERANTRIEB)		KURBELANTRIEB
SHAFT (KNIFE DRIVE)		CRANK DRIVE



75-323

AGCO Corporation
Parts List Report

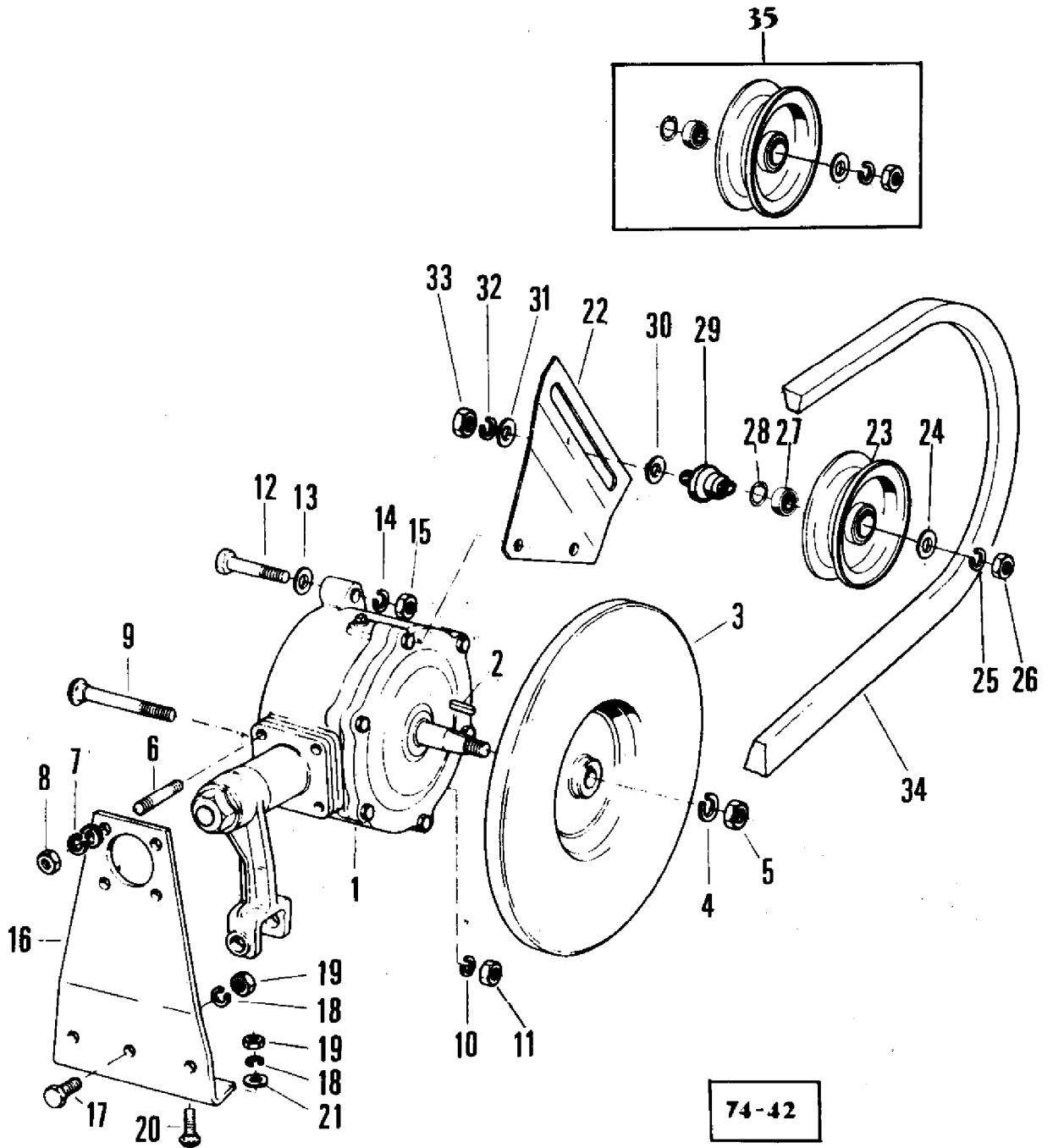
Massey Ferguson (Europe)

MF 186 COMBINE

Page 8 - SHAFT (KNIFE DRIVE) - CRANK DRIVE

Item	Part Number	Qty	Part Description	Comments
				CRANK DRIVE
1	1723449M1	1	Shaft	(A)
	1723450M1	1	Shaft	(B)
2	1724117M91	1	Support	(A, B)
3	412260M1	1	Bearing Assy	(A, B)
4	339123X1	3	Screw Metric	(A, B)
5	339374X1	12	Lock Washer	(A, B)
6	339169X1	12	Nut Metric	(A, B)
7	339956X1	1	Washer	(A, B)
8	1722611M91	1	Pulley	(A, B)
9	412397M91	1	Pulley	(A, B)
10	339192X1	2	Pin	(A, B)
11	390533X1	2	Pin	(A, B)
12	339193X1	2	Pin	(A, B)
13	339248X1	2	Pin	(A, B)
14	412261M1	1	Ring	(A, B)
15	412315M1	1	Ring	(A, B)
16	418204M91	1	Pulley	(A)
17	418209M1	1	Belt	(A)
18	339123X1	3	Screw Metric	(A, B)
19	412261M1	1	Ring	(A, B)
20	412260M1	1	Bearing Assy	(A, B)
21	412315M1	1	Ring	(A, B)
22	417972M1	1	Belt	(A, B)
23	390533X1	2	Pin	(B)
24	339192X1	2	Pin	(B)
25	418214M91	1	Sprocket	Number of Teeth/Splines: 15 (B)
26	413840M91	1	Chain	(B)
27	329312M91	26	Link	(B)
	329313M91	25	Link	(B)
28	329316M91	1	Cranked Link	(B)
29	329888M91	1	Pin	(B)
30	329314M91	1	Link	(B)
31	329292M1	1	Clip	(B)
32	339761X1	6	Screw Metric	(A, B)
.				(A)
				8'
				(B)

COMMANDE DE LAME } OSCILLANTE
MESSERANTRIEB } TAUMELANTRIEB
KNIFE DRIVE } WOBBLE DRIVE



AGCO Corporation
Parts List Report

Massey Ferguson (Europe)

MF 186 COMBINE

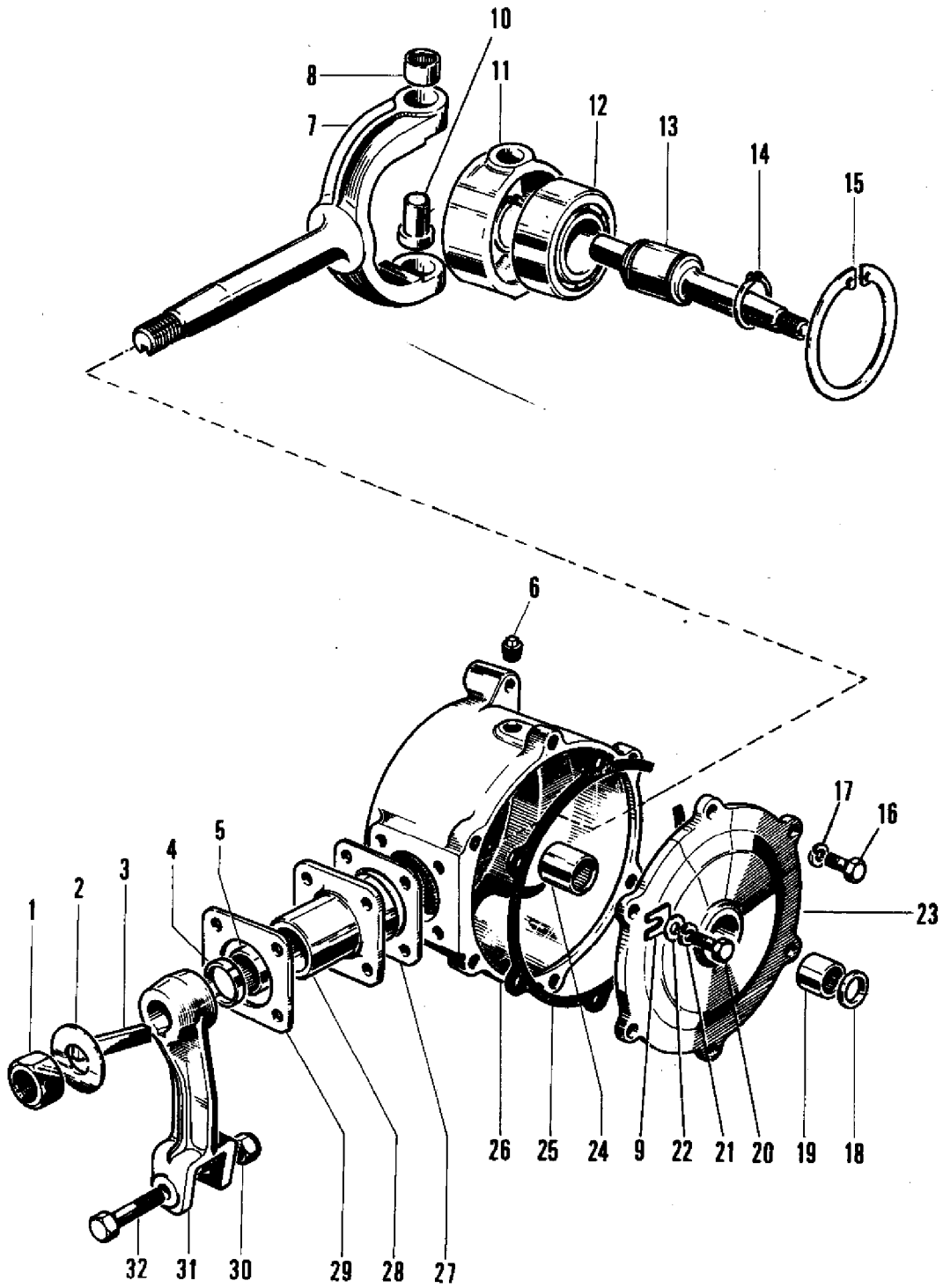
Page 11 - KNIFE DRIVE - WOBBLE DRIVE

Item	Part Number	Qty	Part Description	Comments
				WOBBLE DRIVE
1	1724135M91	1	Wobble Drive	(A)
2	1721356M1	1	Key Door	
3	1723905M1	1	Pulley	
4	339377X1	1	Lock Washer	
5	353427X1	1	Nut Unf	
6	357133X1	4	Stud	
7	609930M1	4	Washer	
	339369X1	4	Lock Washer	
8	353426X1	4	Nut Unf	
9	391231X1	1	Bolt Metric	
10	339376X1	1	Lock Washer	
11	339402X1	1	Nut Metric	
12	339679X1	1	Screw Metric	
13	391396X1	1	Washer Metric	
14	339376X1	1	Lock Washer	
15	339402X1	1	Nut Metric	
16	1721348M1	1	Bracket	
17	339451X1	3	Screw Metric	
18	339376X1	6	Lock Washer	
19	339402X1	6	Nut Metric	
20	390397X1	3	Bolt	
21	339025X1	3	Washer Metric	
22	916649M1	1	Support	
23	213736M1	1	Pulley	
24	353774X1	1	Washer	
25	391837X1	1	Conical Seat	
26	353427X1	1	Nut Unf	
27	22258X	1	Bearing Assy	
28	208230M1	1	Ring	
29	916003M1	1	Pin	
30	319591X1	1	Washer	
31	339072X1	1	Washer	
32	339380X1	1	Washer	
33	339070X1	1	Nut	
34	1722835M1	1	Belt	
35	621579M91	1	Pulley	

(A)

See Page/Reference Number 12

BOITIER DE COMMANDE
 GETRIEBE TAUMELANTRIEB
 WOBBLE DRIVE

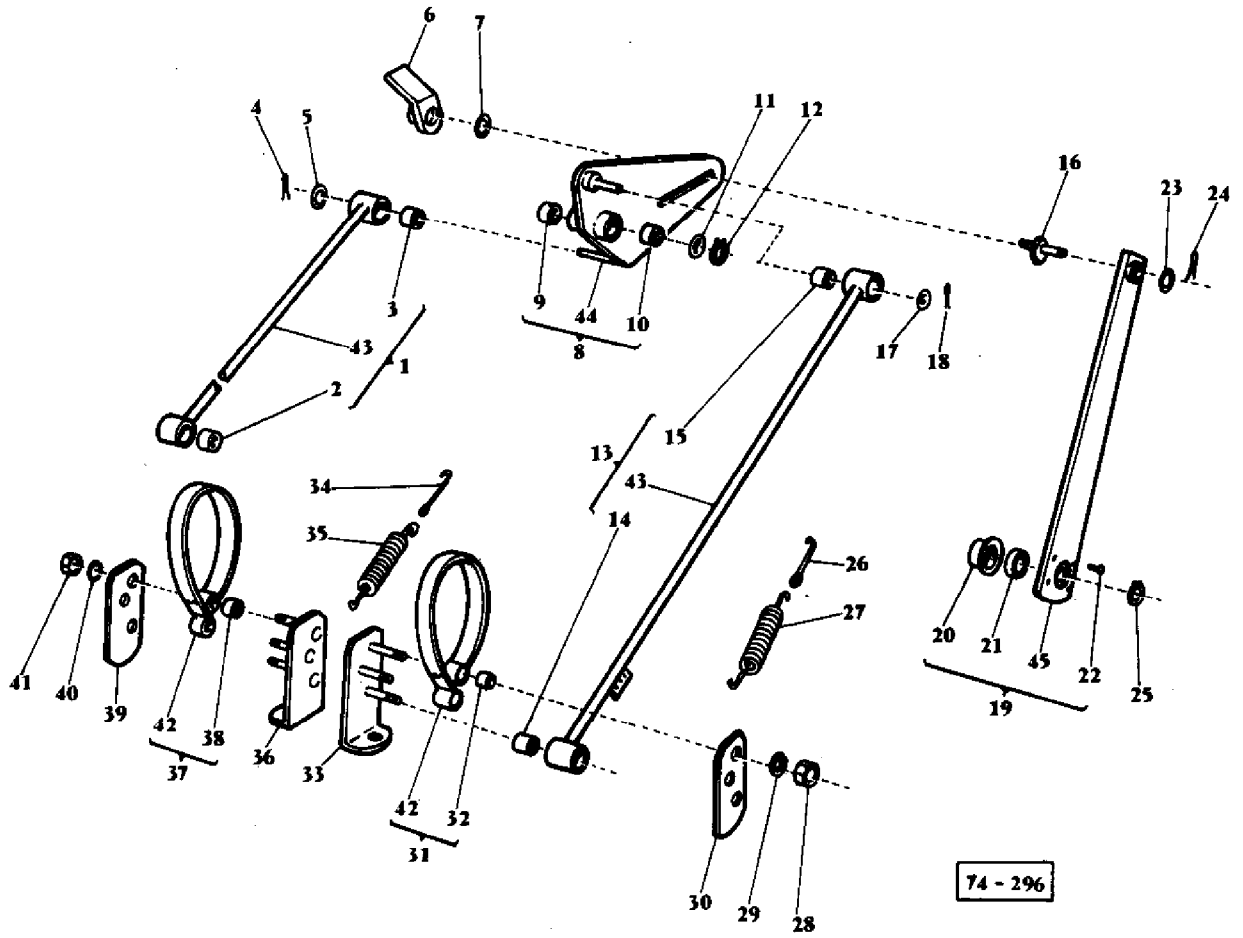


AGCO Corporation
Parts List Report

Massey Ferguson (Europe)
MF 186 COMBINE
Page 12 - WOBBLE DRIVE

Item	Part Number	Qty	Part Description	Comments
	1724135M91	1	Wobble Drive	
1	355646X1	1	Nut Unf	
2	239497M1	1	Washer	
3	49378X	1	Key	
4	834782M1	2	Seal	
5	833346M1	2	Bearing	
6	375181X1	2	Plug	
7	236569M2	1	Yoke	
8	832879M1	2	Bearing	
9	261428M1	2	Washer	
10	249149M3	2	Pin	
11	249148M4	1	Housing	
12	833309M1	1	Bearing	
13	259598M2	1	Shaft	
14	364553X1	2	Ring	
15	366126X1	1	Circlip	
16	353678X1	4	Screw Unc	
17	353446X1	4	Lock Washer	
18	831135M1	2	Seal	
19	834296M1	1	Bearing Assy	
20	353679X1	2	Screw Unc	
21	353446X1	2	Lock Washer	
22	253755X1	2	Washer	
23	236568M1	1	Cover	
24	834294M1	1	Bearing Assy	
25	236567M1	1	Gasket	
26	236566M1	1	Housing	
27	236579M1	1	Gasket	
28	261391M1	1	Flange	
29	236580M1	2	Spacer	
30	357561X1	1	Nut Unf	
31	239160M2	1	Arm	
32	238499M1	1	Bolt	

COMMANDE DE RABATTEUR
HASPELANTRIEB
REEL DRIVE



74 - 296

AGCO Corporation
Parts List Report

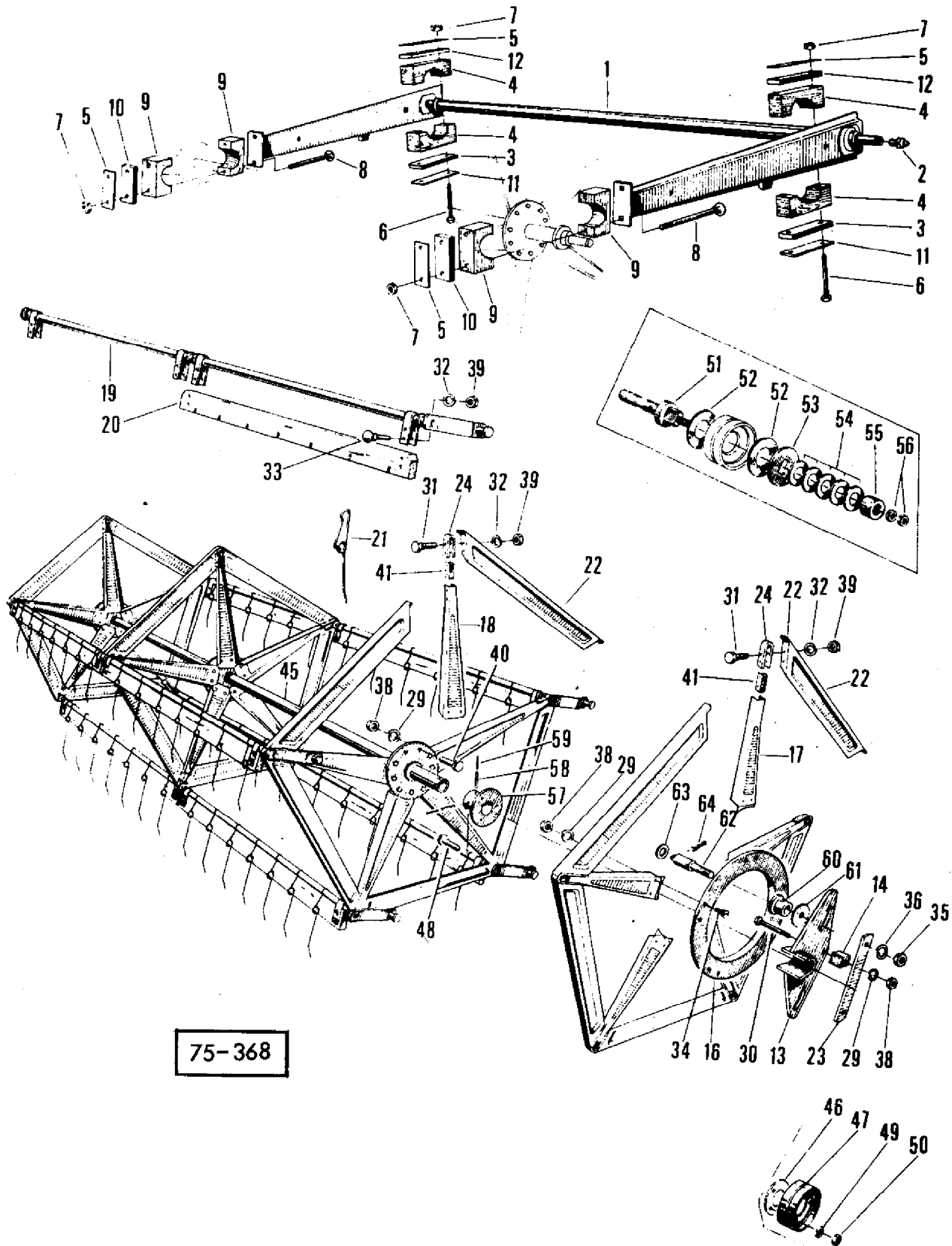
Massey Ferguson (Europe)
MF 186 COMBINE

Page 15 - REEL DRIVE-HYDRAULIC ADJUSTING

Item	Part Number	Qty	Part Description	Comments
1	401926M93	1	Rod	
2	414929M1	1	Bush	
3	414928M1	1	Bush	
4	391402X1	1	Pin	
5	339026X1	1	Washer Metric	
6	916734M91	1	Lever	
7	390701X1	1	Washer Metric	
8	404358M91	1	Plate	
	339002X1	1	Lubricator	
9	339942X1	1	Bush	
10	339942X1	1	Bush	
11	390073X1	1	Washer Metric	
12	1440477X1	1	Circlip	
13	401926M93	1	Rod	
14	414929M1	1	Bush	
15	414928M1	1	Bush	
16	401910M3	1	Pin	
17	339026X1	1	Washer Metric	
18	391402X1	1	Pin	
19	413582M91	1	Rod	
20	401454M1	1	Flange	
21	339200X1	1	Bearing Ball	
22	339045X1	4	Rivet	
23	339027X1	1	Washer Metric	
24	339058X1	1	Pin	
25	1440475X1	1	Circlip	
26	321203M1	1	Knotter Hook	
27	321202M4	1	Spring	
28	339402X1	3	Nut Metric	
29	339376X1	3	Lock Washer	
30	403287M1	1	Plate	
31	1721307M91	1	Band	
32	414928M1	2	Bush	
33	403282M92	1	Lever	Left Hand
34	321203M1	1	Knotter Hook	
35	321202M4	1	Spring	
36	403285M92	1	Plate	Right Hand
37	1721307M91	1	Band	
38	414928M1	2	Bush	

39	403287M1	1	Plate
40	339376X1	3	Lock Washer
41	339402X1	3	Nut Metric
42	1721308M91	1	Band
43	414927M91	1	Rod
44	404359M91	1	Plate
45	413583M91	1	Rod

RABATTEUR ET BRAS
 HASPEL UND HASPELTRAGROHR
 REEL AND REEL CARRIER } → N° 2439



75-368

AGCO Corporation
Parts List Report

Massey Ferguson (Europe)
MF 186 COMBINE
Page 16 - REEL AND REEL CARRIER

Item	Part Number	Qty	Part Description	Comments
				Up to Serial or Engine Number 2439
1	402308M93	1	Carrier	(B)
	402625M93	1	Carrier	(C)
2	339002X1	3	Lubricator	(B, C)
3	404415M1	2	Shim	(B, C)
4	401735M1	4	Bearing	(B, C)
5	402637M2	4	Plate	(B, C)
6	390636X1	4	Bolt Metric	(B, C)
7	339169X1	8	Nut Metric	(B, C)
8	339718X1	4	Bolt Metric	(B, C)
9	401734M1	4	Bearing	(B, C)
10	402638M1	2	Stiffener	(B, C)
11	402639M1	2	Plate	(B, C)
12	402638M1	2	Stiffener	(A, B, C)
13	401895M91	1	Plate	(B, C)
14	401898M1	1	Block	(A, B)
16	401903M1	1	Ring	(A, B)
17	403521M91	5	Arm	(A, B)
18	401905M2	15	Arm	(A, B)
19	401906M92	5	Carrier	(A)
	402611M92	5	Carrier	(B)
20	401739M1	10	Slat	(A)
	402613M1	10	Slat	(B)
21	320206M1	70	Tine	(A)
21	320206M1	80	Tine	(B)
22	401908M1	20	Shield	(A, B)
23	320610M1	1	Strap	(A, B)
24	320603M1	20	Clamp	(A, B)
29	339374X1	41	Lock Washer	(A, B)
30	339084X1	1	Bolt Metric	(A, B)
31	339229X1	40	Bolt Metric	(A, B)
32	339375X1	80	Lock Washer	(A, B)
33	339215X1	40	Bolt	(A, B)
34	339153X1	10	Screw Metric	(A, B)
35	339623X1	2	Nut Metric	(A, B)
36	339377X1	2	Lock Washer	(A, B)
38	339169X1	41	Nut Metric	(A, B)
39	339030X1	80	Nut Metric	(A, B)
40	339124X1	30	Screw Metric	(A, B)

41	401729M1	20	Bearing	(A, B)
45	413904M92	1	Shaft	(A)
	413906M92	1	Shaft	(B)
46	411661M1	1	Washer	(A, B)
47	411659M1	1	Pulley	(A, B)
48	339451X1	3	Screw Metric	(A, B)
49	339376X1	3	Lock Washer	(A, B)
50	339402X1	3	Nut Metric	(A, B)
51	413910M1	1	Trunnion	(A, B)
52	411687M1	2	Lining	(A, B)
53	411688M1	1	Washer	(A, B)
54	1441178X1	5	Spring	(A, B)
55	411692M91	1	Bush	(A, B)
56	339592X1	2	Nut Metric	(A, B)
57	413936M91	1	Disc	(A, B)
58	390949X1	2	Pin	(A, B)
59	390950X1	2	Pin	(A, B)
60	415262M91	2	Roller	(A, B)
691	415265M1	2	Washer	(A, B)
62	415266M1	2	Bolt	(A, B)
63	390461X1	2	Washer	(A, B)
64	339133X1	2	Pin	(A, B)

(A)

WITH COMBINES WITHOUT BLINKING EQUIPMENT

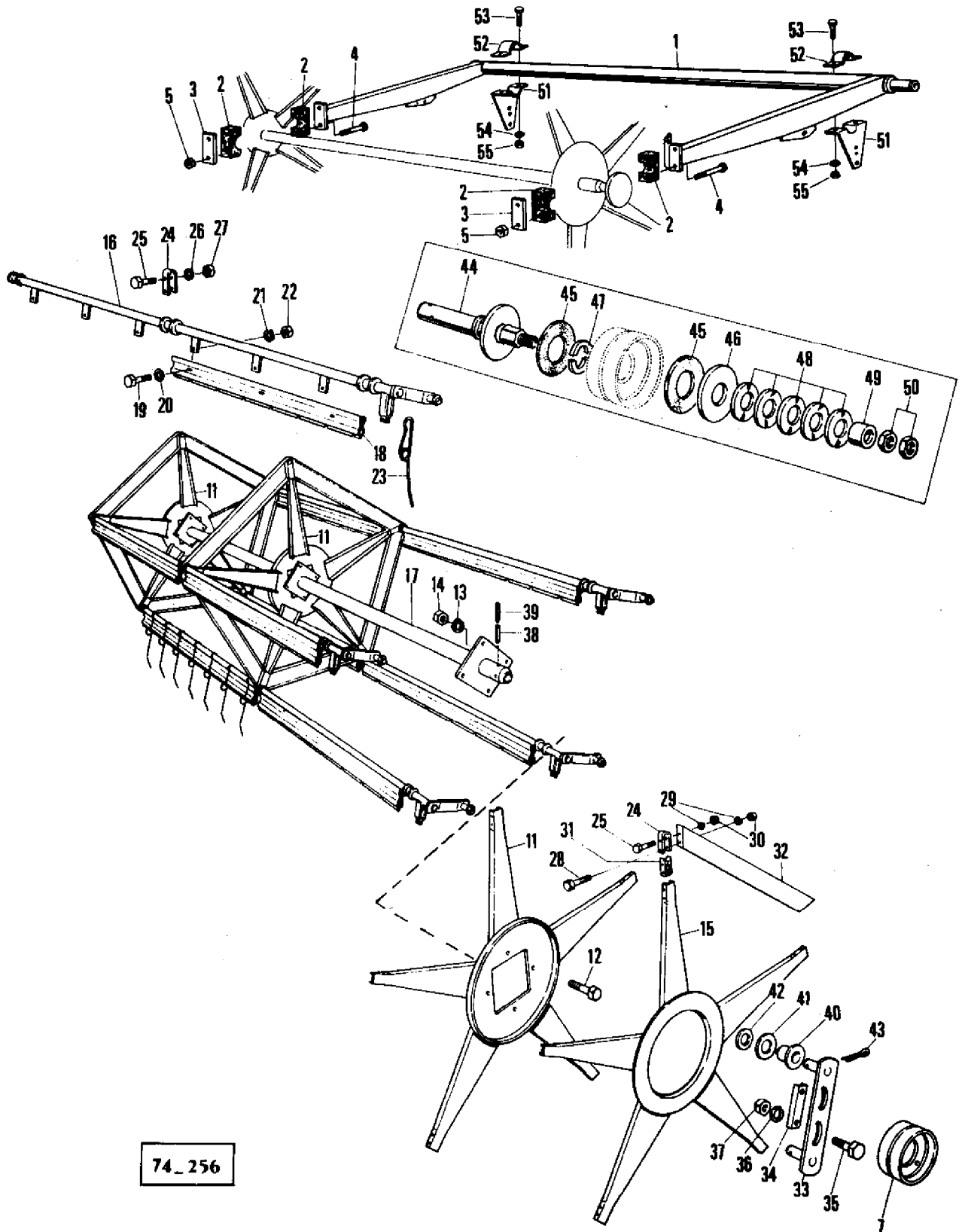
(B)

8'

(C)

10'

RABATTEUR ET BRAS
 HASPEL UND HASPELTRAGROHR
 REEL AND REEL CARRIER } N° 2440 →



74_256

AGCO Corporation
Parts List Report

Massey Ferguson (Europe)
MF 186 COMBINE
Page 19 - REEL AND REEL CARRIER

Item	Part Number	Qty	Part Description	Comments
				From Serial or Engine Number 2440
1	1720717M92	1	Arm	(A)
	1720707M92	1	Arm	(B)
2	320712M1	4	Bearing	(A, B)
3	1720602M1	2	Plate	(A, B)
4	390246X1	4	Bolt	(A, B)
5	1441461X1	4	Nut Metric	(A, B)
7	411659M1	1	Pulley	(A, B)
11	1721435M91	3	Spider	(A, B)
12	339123X1	12	Screw Metric	(A, B)
13	339374X1	12	Lock Washer	(A, B)
14	339169X1	12	Nut Metric	(A, B)
15	1721438M91	1	Head	(A, B)
16	1720732M91	1	Tube	(A)
	1720734M91	1	Carrier	(B)
17	1720728M91	1	Shaft	(A)
	1720730M91	1	Shaft	(B)
18	1720736M1	10	Slat	(A)
	1720737M1	10	Slat	(B)
19	339761X1	30	Screw Metric	(A, B)
20	339024X1	60	Washer Metric	(A, B)
21	339374X1	30	Lock Washer	(A, B)
22	339169X1	30	Nut Metric	(A, B)
23	1721431M1	75	Tooth	(A)
23	1721431M1	85	Tooth	(B)
24	1721478M1	20	Clamp	(A, B)
25	339229X1	13	Bolt Metric	(A, B)
26	339375X1	10	Lock Washer	(A, B)
27	339030X1	10	Nut Metric	(A, B)
28	391244X1	30	Bolt Metric	(A, B)
29	339375X1	30	Lock Washer	(A, B)
30	339030X1	30	Nut Metric	(A, B)
31	1721477M1	20	Block	(A, B)
32	1721434M1	15	Guard	(A, B)
33	1720593M91	1	Strap	(A, B)
34	1720607M1	1	Plate	(A, B)
35	339299X1	2	Screw Metric	(A, B)
36	339369X1	2	Lock Washer	(A, B)
37	339054X1	2	Nut Metric	(A, B)

38	390502X1	2	Pin	(A, B)
39	339414X1	2	Pin	(A, B)
40	1720606M1	2	Roller	(A, B)
41	1441080X1	2	Washer Metric	(A, B)
42	390975X1	2	Washer Metric	(A, B)
43	339133X1	2	Pin	(A, B)
44	1720566M91	2	Trunnion	(A, B)
45	411687M1	2	Lining	(A, B)
46	1720568M1	1	Plate	(A, B)
47	1722053M1	2	Spacer	(A, B)
48	1441178X1	5	Spring	(A, B)
49	411692M92	1	Bush	(A, B)
50	339592X1	2	Nut Metric	(A, B)
51	1724835M91	2	Support	(A, B)
52	1442155X1	2	Clip	(A, B)
53	391932X1	4	Screw	(A, B)
54	339376X1	4	Lock Washer	(A, B)
55	339402X1	4	Nut Metric	(A, B)

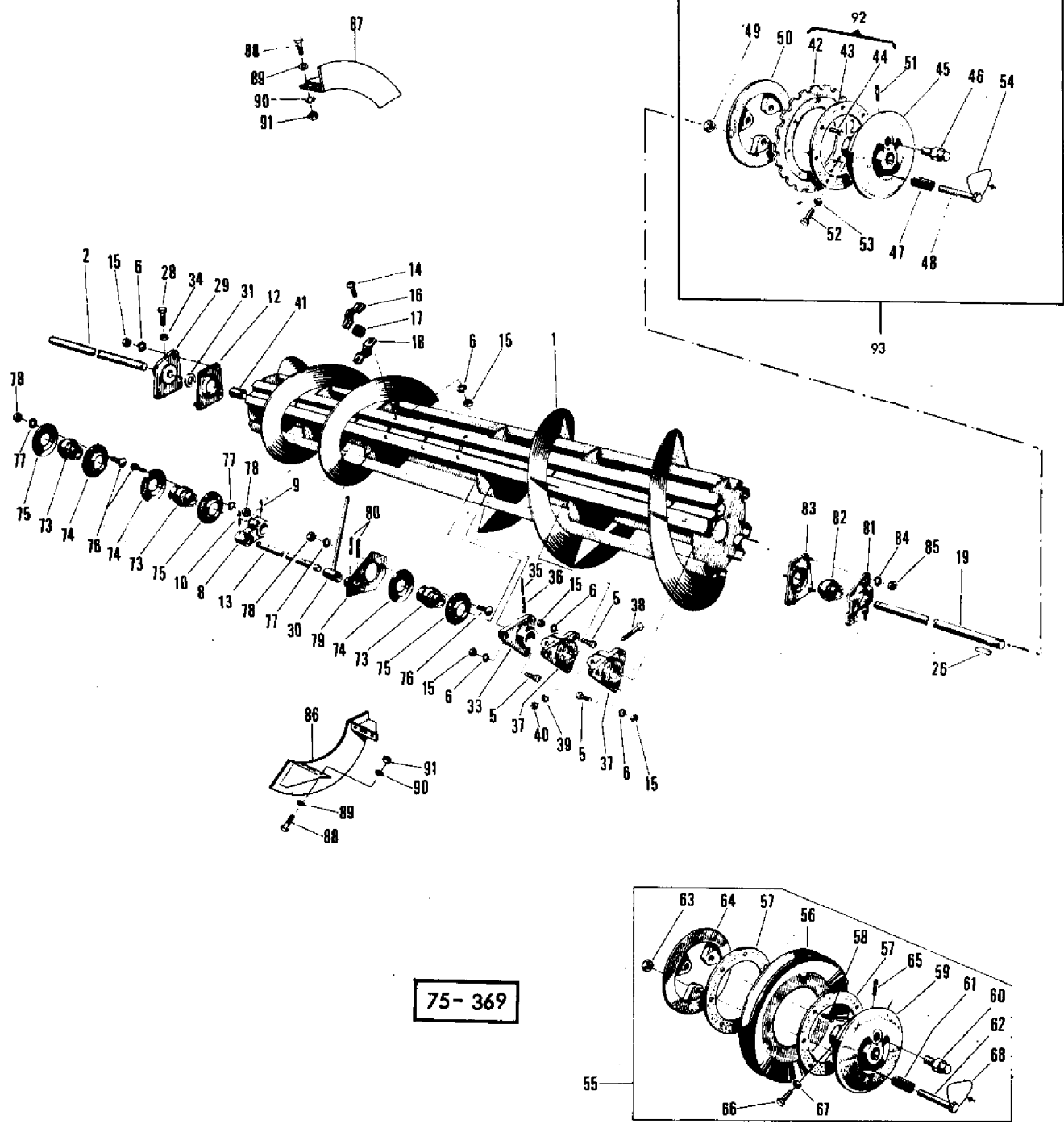
(A)

8'

(B)

10'

VIS D'ALIMENTATION
FRONTSCHIECKE
FRONT AUGER



75-369

AGCO Corporation
Parts List Report

Massey Ferguson (Europe)
MF 186 COMBINE
Page 20 - FRONT AUGER

Item	Part Number	Qty	Part Description	Comments
1	1724082M91	1	Auger	(A, C)
	1724076M91	1	Auger	(B, C)
	1724083M91	1	Auger	(A, D)
	1723675M91	1	Auger	(B, D)
2	414787M1	1	Shaft	(C)
	415305M1	1	Shaft	(D)
5	339123X1	9	Screw Metric	(C, D)
6	339374X1	32	Lock Washer	(C, D)
8	401876M2	1	Crank	(C, D)
9	339192X1	2	Pin	(C, D)
10	339783X1	2	Pin	(C, D)
12	413565M91	1	Ring	(C, D)
13	413551M1	1	Shaft	(C, D)
14	339124X1	20	Screw Metric	(C, D)
15	339169X1	33	Nut Metric	(C, D)
16	1724084M1	10	Clamp	(C, D)
17	401733M1	10	Guide	(C, D)
18	1724085M1	10	Clamp	(C, D)
19	414786M1	1	Shaft	(C)
	415302M1	1	Shaft	(D)
26	339310X1	1	Key Parallel	(C, D)
28	339451X1	1	Screw Metric	(C, D)
29	413568M1	1	Flange	(C, D)
30	413552M91	AR	Finger	(C, D)
31	390087X1	1	Washer	(C, D)
33	401893M1	1	Flange	(C, D)
34	339402X1	1	Nut Metric	(C, D)
35	390543X1	1	Pin	(C, D)
36	390383X1	1	Pin	(C, D)
37	405094M1	2	Flange	(C, D)
38	339584X1	2	Bolt Metric	(C, D)
39	339369X1	2	Lock Washer	(C, D)
40	339054X1	2	Nut Metric	(C, D)
42	413829M1	1	Sprocket	Number of Teeth/Splines: 25 (D)
43	413830M1	2	Lining	(D)
44	390928X1	8	Rivet	(D)
45	413831M1	1	Disc	(D)
46	413832M2	1	Bolt	(D)

47	413833M1	3	Spring	(D)
48	413834M1	3	Bolt	(D)
49	339682X1	3	Nut Metric	(D)
50	413835M1	1	Disc	(D)
51	339080X1	1	Roll Pin	(D)
52	390594X1	1	Bolt Metric	(D)
53	339169X1	1	Nut Metric	(D)
54	413836M1	1	Wire	(D)
55	413898M91	1	Clutch	(C)
56	413899M91	1	Pulley	(C)
57	413830M1	2	Lining	(C)
58	390928X1	8	Rivet	(C)
59	413831M1	1	Disc	(C)
60	413832M2	1	Bolt	(C)
61	413833M1	3	Spring	(C)
62	413834M1	3	Bolt	(C)
63	339682X1	3	Nut Metric	(C)
64	413835M1	1	Disc	(C)
65	339080X1	1	Roll Pin	(C)
66	390594X1	1	Bolt Metric	(C)
67	339169X1	1	Nut Metric	(C)
68	413836M1	1	Wire	(C)
73	412260M1	3	Bearing Assy	(C, D)
74	412261M1	3	Ring	(C, D)
75	412315M1	3	Ring	(C, D)
76	339170X1	9	Screw	(C, D)
77	339374X1	9	Lock Washer	(C, D)
73	339169X1	9	Nut Metric	(C, D)
79	415303M91	1	Flange	(C, D)
80	339071X1	2	Pin	(C, D)
81	411860M1	1	Housing	(C, D)
82	412260M1	1	Bearing Assy	Left Hand (C, D)
83	411861M91	1	Ring	(C, D)
84	339374X1	3	Lock Washer	(C, D)
85	339169X1	3	Nut Metric	(C, D)
86	1723908M91	1	Sector	Left Hand (C, D)
87	1723911M91	1	Flight	Right Hand (C, D)
88	390379X1	8	Bolt Metric	(C, D)
89	391166X1	8	Washer Metric	(C, D)
90	339374X1	8	Lock Washer	(C, D)
91	339169X1	8	Nut Metric	(C, D)
92	413828M91	1	Sprocket	(D)
93	916001M91	1	Clutch	(D)

(A)

Up to Serial or Engine Number 3865

(B)

From Serial or Engine Number 3866

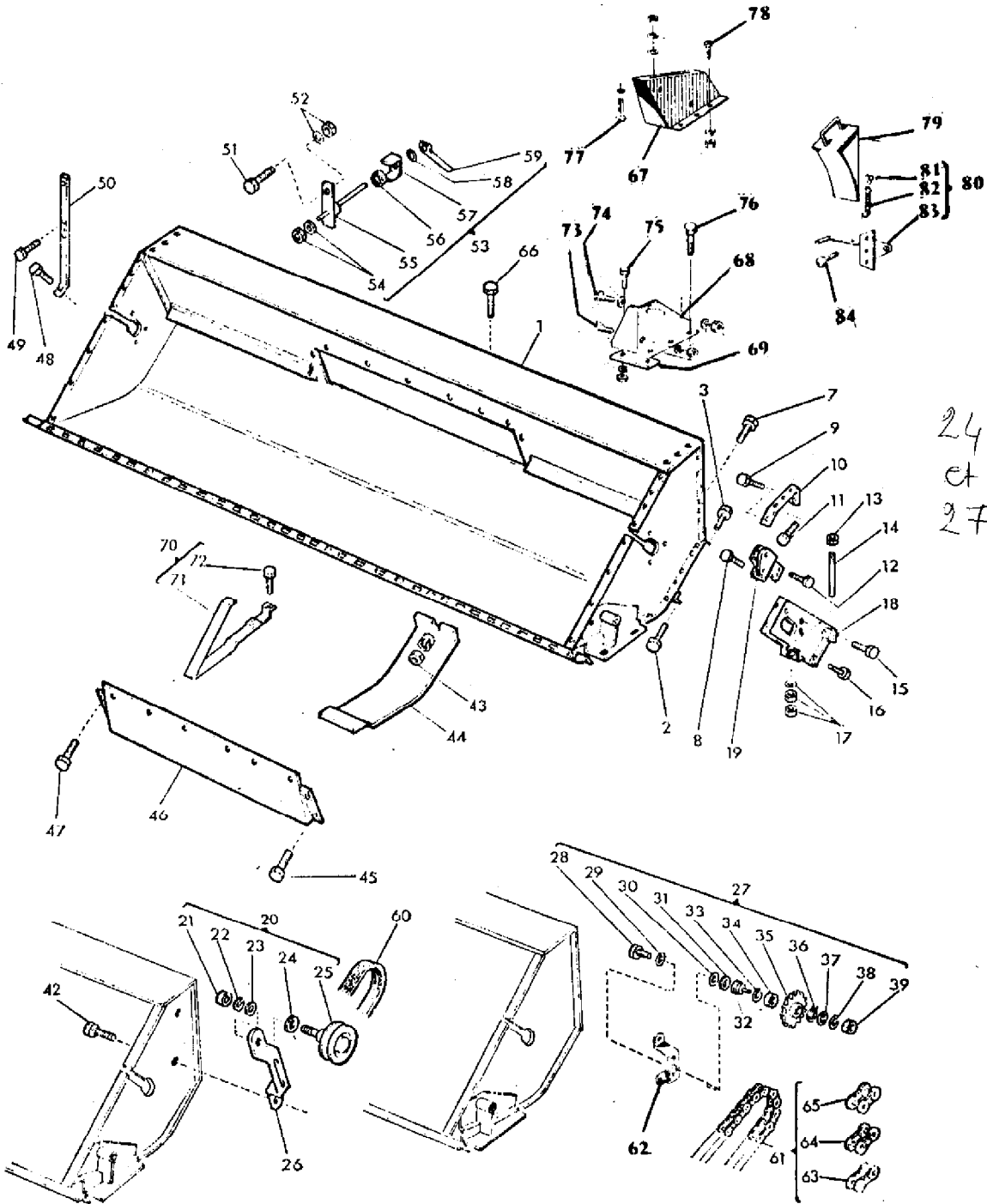
(C)

8'

(D)

10'

TABLE
TISCH
TABLE



24
et
27

75-371

AGCO Corporation
Parts List Report

Massey Ferguson (Europe)
MF 186 COMBINE
Page 24 - TABLE

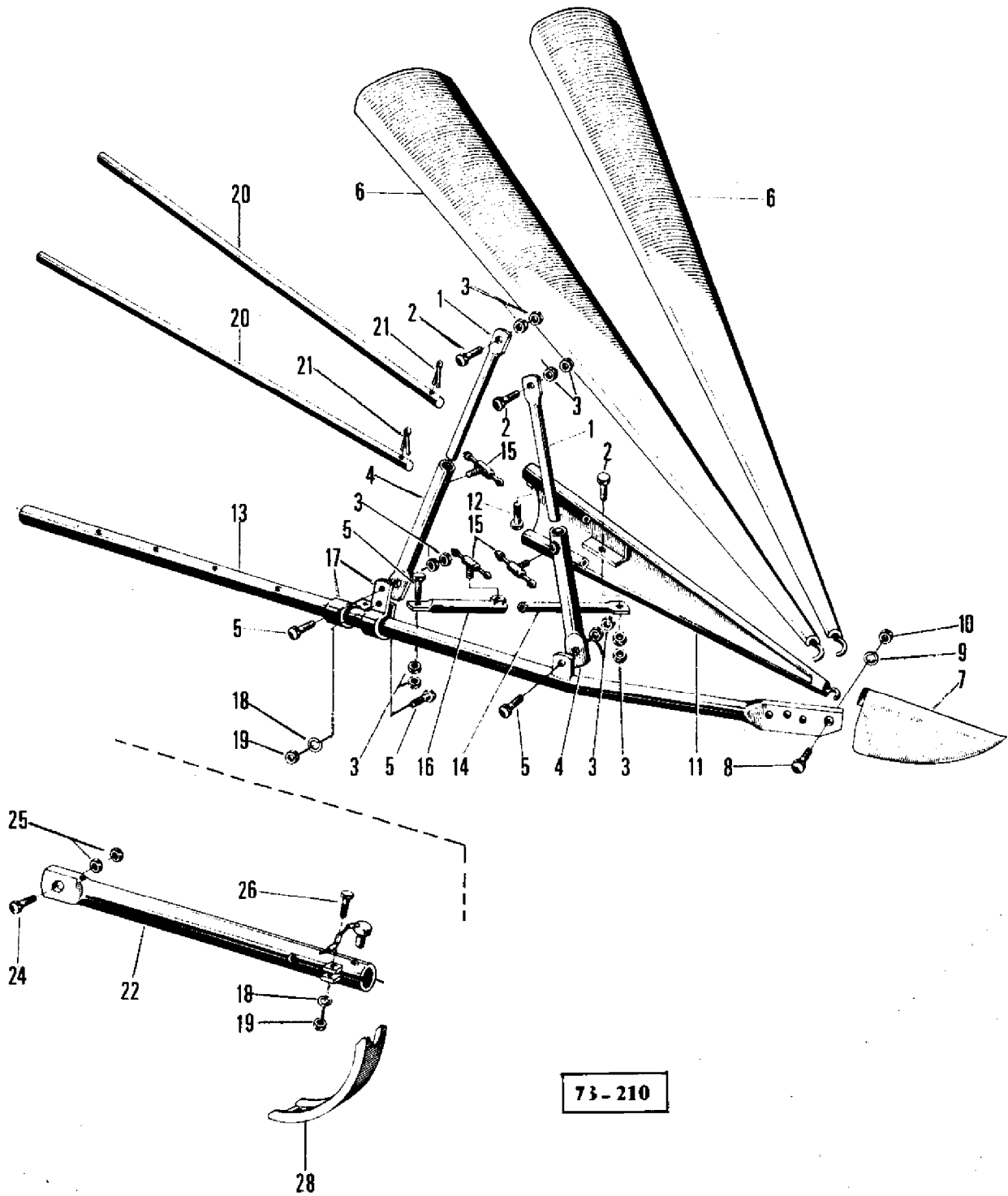
Item	Part Number	Qty	Part Description	Comments
1	1720518M93	1	Table	(C)
	1720234M96	1	Table	(D)
2	391134X1	6	Bolt Metric	(C, D)
3	339123X1	9	Screw Metric	(C)
3	339123X1	12	Screw Metric	(D)
	339374X1	9	Lock Washer	(C)
	339374X1	12	Lock Washer	(D)
	339169X1	9	Nut Metric	(C)
	339169X1	12	Nut Metric	(D)
7	339761X1	11	Screw Metric	(C, D)
	339374X1	11	Lock Washer	(C, D)
	339169X1	11	Nut Metric	(C, D)
8	339123X1	4	Screw Metric	(C, D)
	339374X1	4	Lock Washer	(C, D)
	339169X1	4	Nut Metric	(C, D)
9	339123X1	4	Screw Metric	(C, D)
	339374X1	4	Lock Washer	(C, D)
	339169X1	4	Nut Metric	(C, D)
10	402633M1	2	Angle	(C, D)
11	339761X1	1	Screw Metric	(C, D)
	339374X1	1	Lock Washer	(C, D)
	339169X1	1	Nut Metric	(C, D)
12	339666X1	4	Screw Metric	(C, D)
	339375X1	4	Lock Washer	(C, D)
	339030X1	4	Nut Metric	(C, D)
13	339054X1	2	Nut Metric	(C, D)
14	413570M1	2	Bolt	(C, D)
15	339560X1	4	Screw Metric	(C, D)
	339375X1	4	Lock Washer	(C, D)
	339030X1	4	Nut Metric	(C, D)
16	339124X1	4	Screw Metric	(C, D)
	339374X1	4	Lock Washer	(C, D)
	339169X1	4	Nut Metric	(C, D)
17	339026X1	4	Washer Metric	(C, D)
	339054X1	4	Nut Metric	(C, D)
18	413562M91	1	Plate	Left Hand (C, D)
	413559M91	1	Plate	Right Hand (C, D)

19	414024M91	1	Support	Left Hand (C, D)
	404407M91	1	Suspension	Right Hand (C, D)
20	416579M91	1	Pulley	(C)
21	339070X1	1	Nut	(C)
22	339380X1	1	Washer	(C)
23	339072X1	1	Washer	(C)
24	416584M1	1	Washer	(C)
25	416580M91	1	Pulley	(C)
26	412377M1	1	Support	(C)
27	404854M93	1	Tensioner	(D)
28	390647X1	1	Bolt Metric	(D)
29	339072X1	1	Washer	(D)
30	390670X1	AR	Washer Metric	.04" (D)
31	390672X1	AR	Washer Metric	.08"
32	404737M3	1	Bush	(D)
33	339657X1	1	Circlip	(D)
34	339932X1	1	Bearing Assy	(D)
35	404726M91	1	Sprocket	(D)
36	339657X1	1	Circlip	(D)
37	391158X1	1	Washer Metric	(D)
38	339376X1	1	Lock Washer	(D)
39	339402X1	1	Nut Metric	(D)
42	339123X1	2	Screw Metric	(C)
	339374X1	2	Lock Washer	(C)
	339169X1	2	Nut Metric	(C)
43	339402X1	6	Nut Metric	(C, D)
	339376X1	6	Lock Washer	(C, D)
	391396X1	6	Washer Metric	(C, D)
44	916856M1	6	Shoe	(C, D)
45	339124X1	4	Screw Metric	(C, D)
	339374X1	4	Lock Washer	(C, D)
	339169X1	4	Nut Metric	(C, D)
46	402636M1	1	Cover	(C, D)
47	339560X1	5	Screw Metric	(C, D)
	339375X1	5	Lock Washer	(C, D)
	339030X1	5	Nut Metric	(C, D)
48	339123X1	2	Screw Metric	(C, D)
	339374X1	2	Lock Washer	(C, D)
	339169X1	2	Nut Metric	(C, D)
49	339761X1	3	Screw Metric	(C, D)
	339374X1	3	Lock Washer	(C, D)
	339169X1	3	Nut Metric	(C, D)
50	402632M1	1	Brace	(C, D)

	402642M2	1	Reinforcement	(C, D)
51	339337X1	1	Screw Metric	(C, D)
52	339374X1	1	Lock Washer	(C, D)
	339169X1	1	Nut Metric	(C, D)
53	412439M91	1	Lever	(C, D)
54	339402X1	1	Nut Metric	(C, D)
	339376X1	1	Lock Washer	(C, D)
55	412440M91	1	Support	(C, D)
56	412442M1	1	Segment	(C, D)
57	412443M1	1	Bracket	(C, D)
58	339025X1	1	Washer Metric	(C, D)
59	412444M1	1	Handle	(C, D)
60	418209M1	1	Belt	(C)
61	413840M91	1	Chain	(D)
62	413839M1	1	Support	(D)
63	329312M91	26	Link	(D)
64	329314M91	1	Link	(D)
65	329313M91	25	Link	(D)
66	339081X1	10	Screw Metric	(C)
	1440287X1	10	Washer Metric	(C)
	339376X1	10	Lock Washer	(C)
	339402X1	10	Nut Metric	(C)
67	413499M1	1	Bearer	(A, C, D)
				Left Hand
	402640M1	1	Support	(A, C, D)
				Right Hand
68	1720720M1	1	Support	(B, C, D)
				Left Hand
	1720719M1	1	Support	(B, C, D)
				Right Hand
69	1724018M2	2	Plate	(C)
70	1723866M91	AR	Ear Lifter	(C, D)
71	1723858M91	1	Ear Lifter	(C, D)
72	399122X1	1	Bolt	(C, D)
	1440287X1	6	Washer Metric	(C, D)
	339376X1	2	Lock Washer	(C, D)
	339402X1	2	Nut Metric	(C, D)
73	339299X1	2	Screw Metric	(B, C, D)
	339882X1	2	Washer	(B, C, D)
	339369X1	2	Lock Washer	(B, C, D)
	339054X1	2	Nut Metric	(B, C, D)
74	339299X1	2	Screw Metric	(B, C, D)
	339382X1	2	Lock Washer	(B, C, D)
	339369X1	2	Lock Washer	(B, C, D)
	339054X1	2	Nut Metric	(B, C, D)
75	339123X1	1	Screw Metric	(B, C, D)

	339374X1	1	Lock Washer	(B, C, D)
	339169X1	1	Nut Metric	(B, C, D)
76	339008X1	6	Bolt Metric	(B, C, D)
	339374X1	10	Lock Washer	(B, C)
	339374X1	6	Lock Washer	(B, D)
	339169X1	10	Nut Metric	(B, C)
	339169X1	6	Nut Metric	(B, D)
77	339123X1	2	Screw Metric	(A, C, D)
	339817X1	4	Washer Metric	(A, C, D)
	339374X1	2	Lock Washer	(A, C, D)
	339169X1	2	Nut Metric	(A, C, D)
78	339761X1	6	Screw Metric	(A, C, D)
	339374X1	6	Lock Washer	(A, C, D)
	339169X1	6	Nut Metric	(A, C, D)
79	419049M1	1	Wedge	(C, D)
80	419037M91	1	Bracket	(C, D)
81	322979M1	1	Knotter Hook	(C, D)
82	419044M1	1	Spring	(C, D)
83		1		Not Serviced, Order 80 (C, D)
84	339761X1	3	Screw Metric	(C, D)
	339374X1	3	Lock Washer	(C, D)
	339169X1	3	Nut Metric	(C, D)
				(A)
				Up to Serial or Engine Number 2439
				(B)
				From Serial or Engine Number 2440
				(C)
				8'
				(D)
				10'

PRE-DIVISEUR
VORSATZABTEILER
EXTENSION DIVIDERS



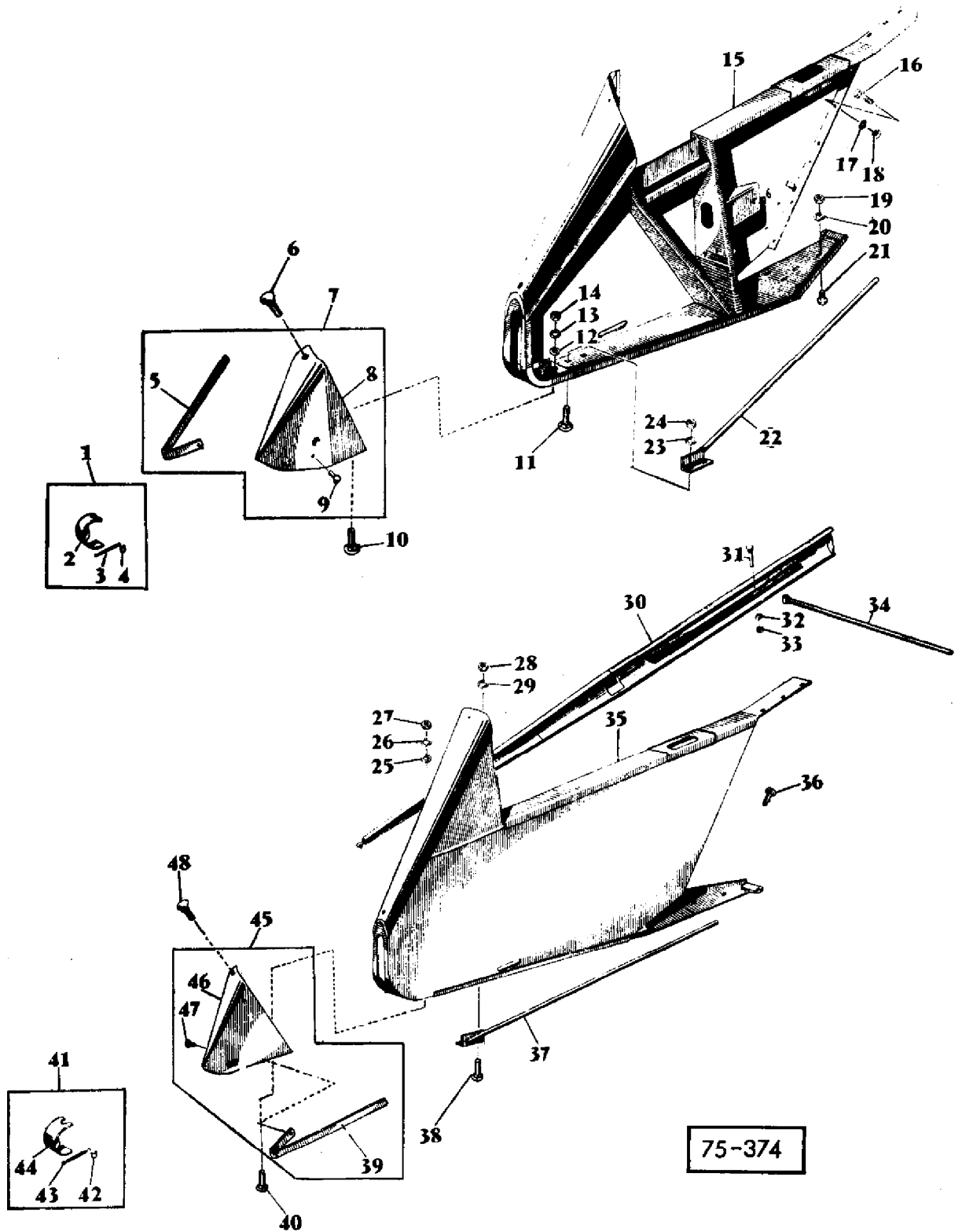
73-210

AGCO Corporation
Parts List Report

Massey Ferguson (Europe)
MF 186 COMBINE
Page 28 - EXTENSION DIVIDERS

Item	Part Number	Qty	Part Description	Comments
1	404480M1	2	Tube	
2	339139X1	3	Screw Metric	
3	339186X1	12	Nut Metric	
4	404481M91	2	Tube	
5	339091X1	5	Screw	
6	905081M91	2	Cone	
7	404468M91	1	Shoe	
8	339324X1	2	Screw	
9	339374X1	2	Lock Washer	
10	339169X1	2	Nut Metric	
11	905079M91	1	Cone	
12	339124X1	2	Screw Metric	
13	414906M91	1	Tube	
14	404484M1	3	Tube	
15	404596M91	3	Bolt	
16	404485M91	1	Tube	
17	404491M91	2	Clamp	
18	339369X1	3	Lock Washer	
19	339054X1	3	Nut Metric	
20	404720M1	2	Clevis Pin	
21	390446X1	2	Pin	
22	404746M91	1	Tube	
24	391196X1	1	Bolt Metric	
25	339495X1	2	Nut	
26	339053X1	1	Bolt Metric	
28	404743M1	1	Plate	

DIVISEURS
ABTEILER
DIVIDERS



AGCO Corporation
Parts List Report

Massey Ferguson (Europe)
MF 186 COMBINE
Page 31 - DIVIDERS

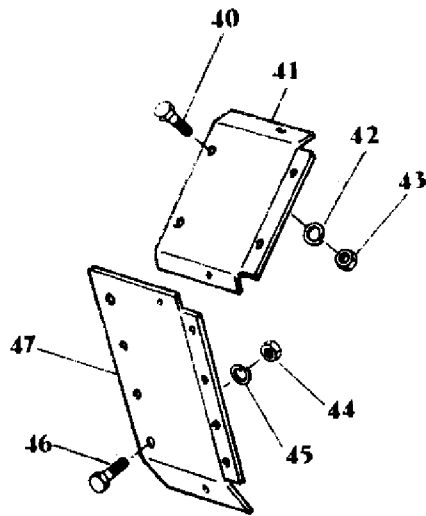
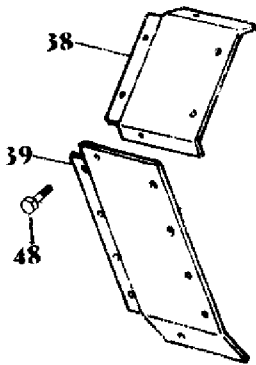
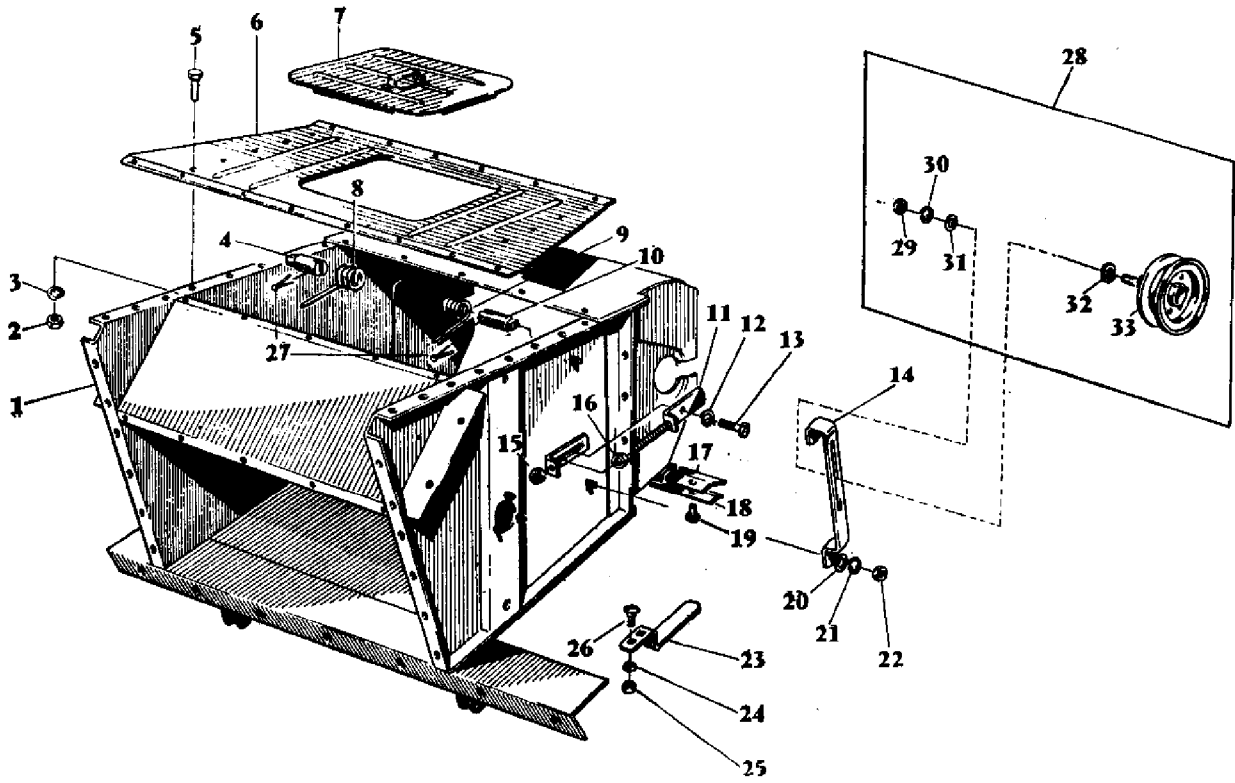
Item	Part Number	Qty	Part Description	Comments
1	404790M92	1	Guard	Left Hand
2	404791M92	1	Protector	
3	326639M1	1	Spring	
4	322979M1	1	Knotter Hook	
5	404765M1	1	Bracket	
6	339170X1	1	Screw	
	339534X1	1	Washer Metric	
	339374X1	1	Lock Washer	
	339169X1	1	Nut Metric	
7	404559M92	1	Shoe	Left Hand
8		1		Not Serviced, Order 7
9	391489X1	2	Rivet	
10	339170X1	1	Screw	
11	339170X1	2	Screw	
12	339056X1	1	Washer Metric	
	376818X1	1	Washer	
13	339374X1	1	Lock Washer	
14	339169X1	1	Nut Metric	
15	404547M93	1	Divider	Left Hand
16	339228X1	8	Screw Metric	
17	339374X1	8	Lock Washer	
18	339169X1	8	Nut Metric	
19	339402X1	6	Nut Metric	
20	339376X1	6	Lock Washer	
21	391772X1	6	Bolt Metric	
22	404562M92	1	Tube	Left Hand
23	339374X1	2	Lock Washer	
4	339169X1	2	Nut Metric	
25	339056X1	1	Washer Metric	
	376818X1	1	Washer	
26	339374X1	1	Lock Washer	
27	339169X1	1	Nut Metric	
28	339169X1	2	Nut Metric	
29	339374X1	2	Lock Washer	
30	905082M91	1	Fender	
31	339019X1	1	Bolt Metric	
32	339376X1	1	Lock Washer	
33	339402X1	1	Nut Metric	
34	404642M91	1	Tube	

35	404444M93	1	Divider	Right Hand
36	339081X1	2	Screw Metric	
	339376X1	2	Lock Washer	
	339402X1	2	Nut Metric	
37	404461M92	1	Tube	Right Hand
38	339170X1	1	Screw	
39	404765M1	1	Bracket	
40	339170X1	1	Screw	
41	404794M92	1	Guard	Right Hand
42	322979M1	1	Knotter Hook	
43	326639M1	1	Spring	
44	404791M92	1	Protector	
45	404458M92	1	Divider	Right Hand
46		1		Not Serviced, Order 45
47	391489X1	2	Rivet	
48	339170X1	1	Screw	
	339534X1	1	Washer Metric	
	339374X1	1	Lock Washer	
	339169X1	1	Nut Metric	

ELEVATEUR A RECOLTE - CAISSON

EINZUGSELEVATOR - KANAL

FEEDER ELEVATOR - HOUSING



75-376

AGCO Corporation
Parts List Report

Massey Ferguson (Europe)

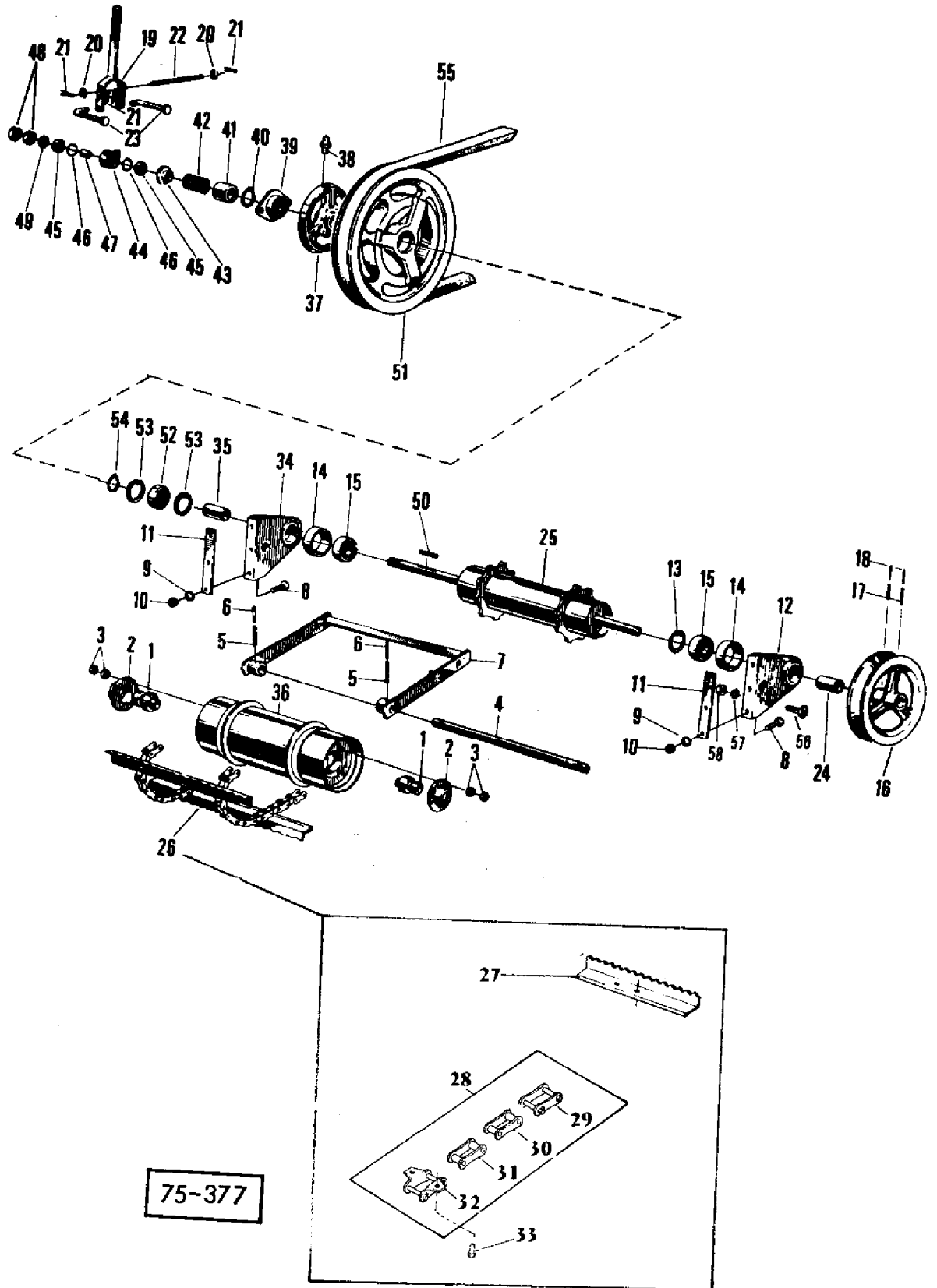
MF 186 COMBINE

Page 32 - FENDER ELEVATOR - HOUSING

Item	Part Number	Qty	Part Description	Comments
1	414747M93	1	Boot	
2	339169X1	14	Nut Metric	
3	339056X1	14	Washer Metric	
	339374X1	14	Lock Washer	
4	412251M2	2	Trunnion	
5	390379X1	14	Bolt Metric	
6	1724070M1	1	Plate	
7	1721518M91	1	Door	
8	412256M1	1	Spring	Right Hand
9	412255M1	1	Spring	Left Hand
10	412251M2	2	Trunnion	
11	412252M91	2	Angle	
12	339369X1	2	Lock Washer	
13	339299X1	2	Screw Metric	
14	417973M1	1	Support	
15	339402X1	2	Nut Metric	
16	339402X1	2	Nut Metric	
17	401240M1	1	Seal	
18	401241M1	1	Bracket	
19	338828X1	14	Rivet	
20	339374X1	2	Lock Washer	
21	391166X1	2	Washer Metric	
22	339169X1	2	Nut Metric	
23	412217M1	2	Guide	
24	339374X1	4	Lock Washer	
25	339169X1	4	Nut Metric	
26	339170X1	4	Screw	
27	391423X1	2	Pin	
28	416579M91	1	Pulley	
29	339070X1	1	Nut	
30	339380X1	1	Washer	
31	339072X1	1	Washer	
32	416584M1	1	Washer	
33	416580M91	1	Pulley	
38	1603622M91	1	Shield	Right Hand
39	1723402M1	1	Plate	Right Hand
40	339124X1	12	Screw Metric	
41	1603621M91	1	Shield	Left Hand
42	339374X1	12	Lock Washer	

43	339169X1	12	Nut Metric	
44	339169X1	12	Nut Metric	
45	339374X1	12	Lock Washer	
46	339124X1	12	Screw Metric	
47	1723400M1	1	Plate	Left Hand
48	339666X1	2	Screw Metric	
	339375X1	2	Lock Washer	
	339692X1	2	Washer	
	339030X1	2	Nut Metric	

ELEVATEUR A RECOLTE - TAMBOUR, CHAINE
EINZUGSELEVATOR - TROMMEL, FORDERKETTE
FEEDER ELEVATOR - DRUM, CHAIN



AGCO Corporation
Parts List Report

Massey Ferguson (Europe)

MF 186 COMBINE

Page 35 - FEEDER ELEVATOR - DRUM, CHAIN

Item	Part Number	Qty	Part Description	Comments
1	412243M1	2	Bearing	
2	412245M1	2	Ring	
3	339169X1	12	Nut Metric	
4	412242M1	1	Axle	
5	339541X1	2	Peg	
6	339311X1	2	Roll Pin	
7	412246M91	1	Support	
8	339401X1	6	Screw Metric	
9	339376X1	6	Lock Washer	
10	339402X1	6	Nut Metric	
11	404232M1	2	Plate	
12	417969M91	1	Bracket	Left Hand
13	1440480X1	1	Circlip	
14	415322M1	2	Ring	
15	415331M1	2	Bearing	
16	417968M1	1	Pulley	(A)
	609881M1	1	Pulley	(B)
17	339192X1	2	Pin	(A)
	339193X1	2	Pin	(B)
18	390533X1	2	Pin	(A)
	339248X1	2	Pin	(B)
19	417971M91	2	Lever	
20	339025X1	2	Washer Metric	
21	391401X1	4	Pin	
22	390673X1	1	Pin	
23	417970M1	2	Knotter Hook	
24	417967M1	1	Bush	
25	417975M91	1	Drum	(A)
	609882M91	1	Drum	(B)
26	413930M91	1	Chain	
27	413931M1	11	Strap	
28	413932M91	2	Chain	
29	339797M91	2	Link	
30	329796M91	22	Link	
31	329795M91	46	Link	
32	329761M91	22	Link	
33	391138X1	44	Rivet	
34	417966M91	1	Bracket	
35	417965M1	1	Bush	

36	413933M91	1	Drum
37	417958M92	1	Pulley
38	339004X1	1	Greaser
39	417961M91	1	Housing
	391347X1	1	Bearing Ball
40	1440873X1	1	Circlip
41	404181M1	1	Cap
42	404282M1	1	Spring
43	417964M1	1	Seat
44	416442M1	1	Bearing
45	1440872X1	2	Bearing Ball
46	339895X1	2	Ring
47	339893X1	1	Bush
48	339592X1	2	Nut Metric
49	401276M1	1	Washer
50	339590X1	1	Key
51	417957M1	1	Pulley
52	339583X1	1	Bearing Assy
53	1440479X1	2	Circlip
54	390939X1	1	Segment
55	417974M1	1	Belt
	1724154M1	1	Belt
56	339509X1	4	Screw Metric
57	339376X1	4	Lock Washer
58	339402X1	4	Nut Metric

(C)

(D)

(A)

Up to Serial or Engine Number 4425

(B)

From Serial or Engine Number 4426

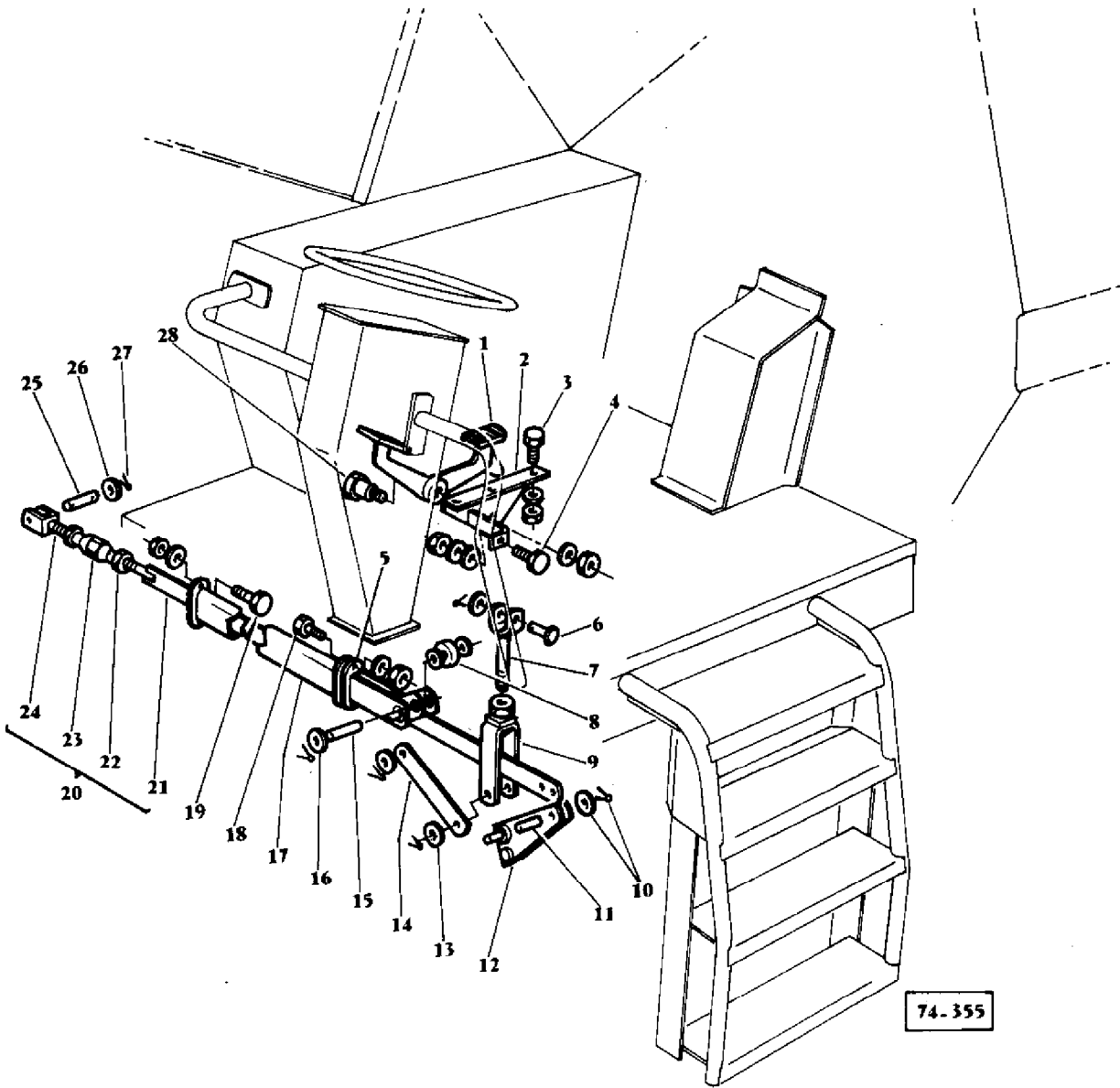
(C)

Up to Serial or Engine Number 3883

(D)

From Serial or Engine Number 3884

DEBRAYAGE DE TABLE
TISCHKUPPLUNG
TABLE CLUTCH



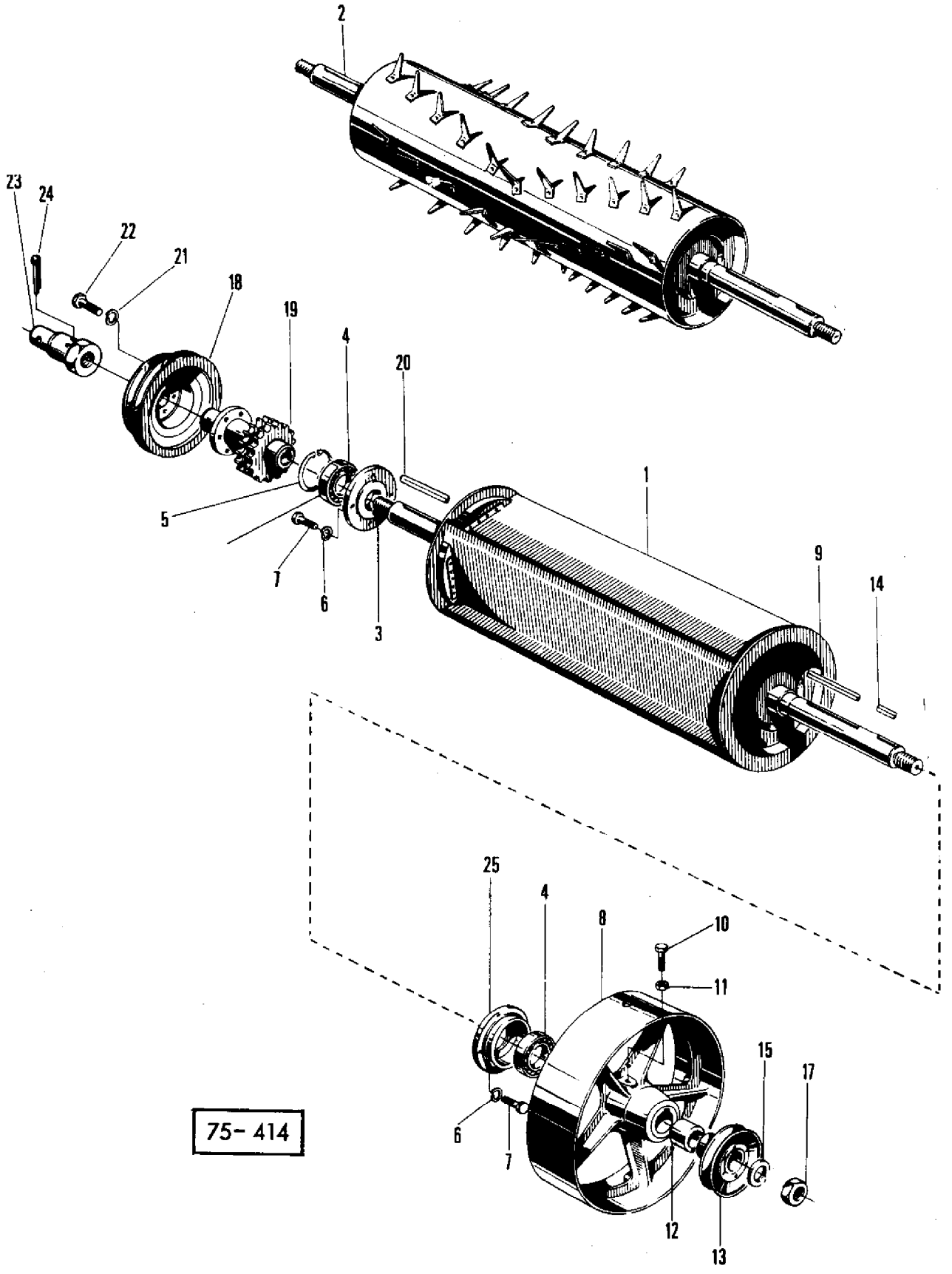
AGCO Corporation
Parts List Report

Massey Ferguson (Europe)
MF 186 COMBINE
Page 36 - TABLE CLUTCH

Item	Part Number	Qty	Part Description	Comments
1	418632M1	1	Pedal	
2	419141M91	1	Bearer	
3	390379X1	3	Bolt Metric	
	339374X1	3	Lock Washer	
	339169X1	3	Nut Metric	
4	339123X1	1	Screw Metric	
	391166X1	1	Washer Metric	
	339374X1	1	Lock Washer	
	339169X1	1	Nut Metric	
5	418434M91	1	Bearing Carrier	
6	390818X1	1	Pin	
	339024X1	1	Washer Metric	
	339087X1	1	Pin	
7	417747M91	1	Fork	
	339169X1	1	Nut Metric	
8	1722027M1	1	Roller	
9	412917M91	1	Fork	
10	339024X1	1	Washer Metric	
	339087X1	1	Pin	
11	339651X1	1	Pin	
12	404025M91	1	Lever	
13	339817X1	4	Washer Metric	
	339087X1	4	Pin	
14	401223M1	2	Plate	
15	339512X1	1	Pin	
16	339025X1	2	Washer Metric	
	391401X1	2	Pin	
17	418438M91	1	Tube	
18	339761X1	2	Screw Metric	
	339374X1	2	Lock Washer	
	339169X1	2	Nut Metric	
19	339123X1	2	Screw Metric	
	339374X1	2	Lock Washer	
	339169X1	2	Nut Metric	
20	417744M91	1	Draglink	
21	417745M91	1	Rod	
22	339537X1	1	Nut	
	339054X1	1	Nut Metric	
23	339880X1	1	Turnbuckle	

24	403242M91	1	Fork
25	339791X1	1	Pin
26	339534X1	1	Washer Metric
27	390446X1	1	Pin
28	401979M1	1	Trunnion
	339380X1	1	Washer
	339571X1	1	Nut Metric

TAMBOUR DEFLECTEUR
HINTERER SCHLAGER
REAR BEATER



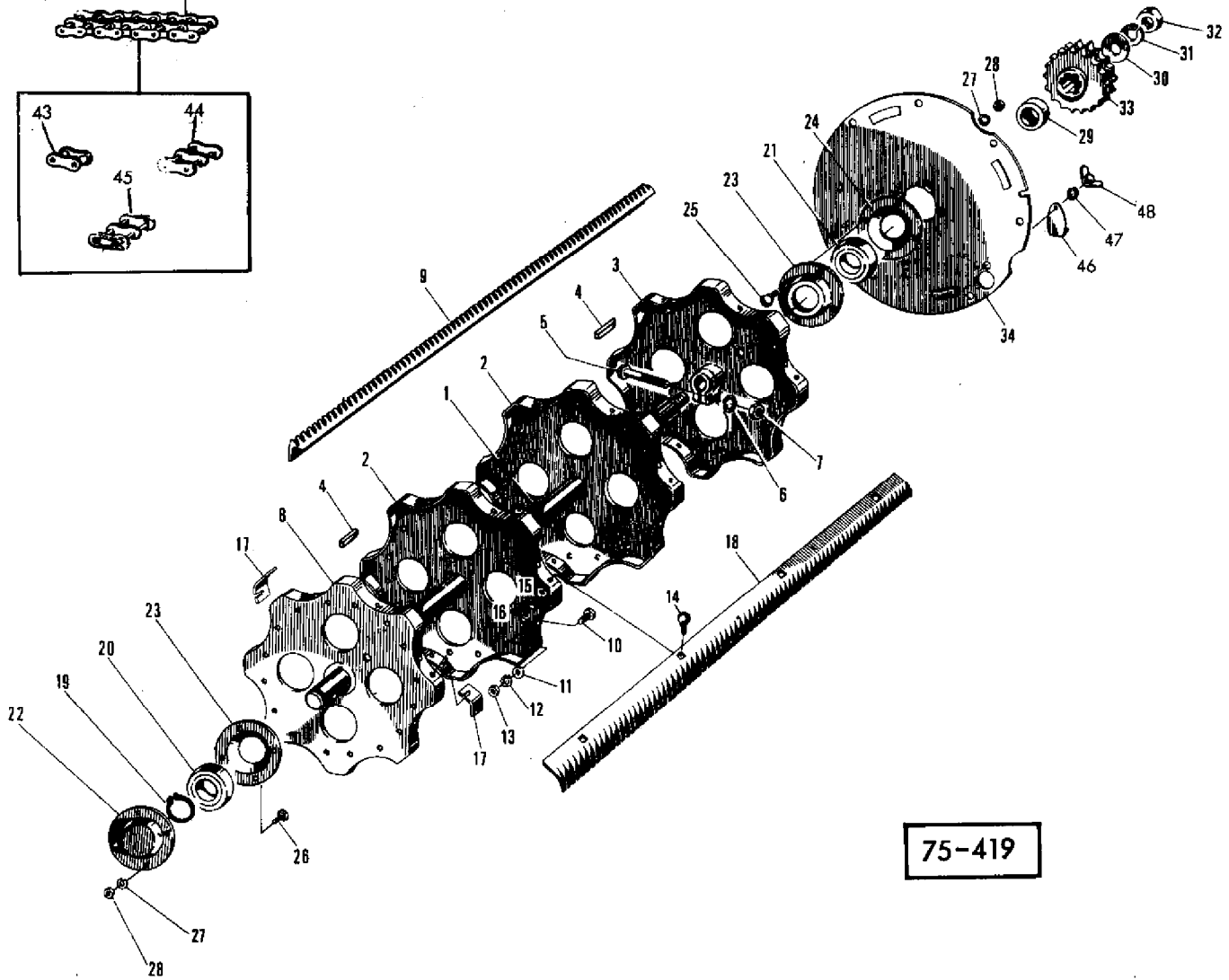
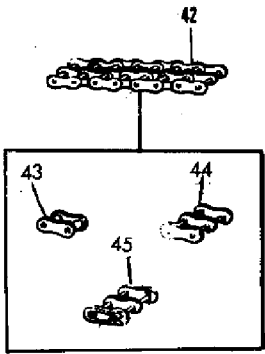
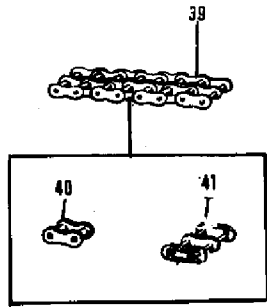
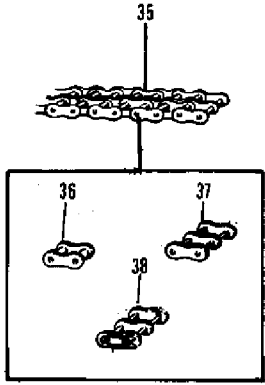
75-414

AGCO Corporation
Parts List Report

Massey Ferguson (Europe)
MF 186 COMBINE
Page 39 - REAR BEATER

Item	Part Number	Qty	Part Description	Comments
1	417780M92	1	Beater	
2	417777M92	1	Beater	
3	413542M1	1	Housing	
4	391068X1	2	Bearing Assy	
5	330289X1	1	Ring	
6	339374X1	8	Lock Washer	
7	339124X1	8	Screw Metric	
8	414884M1	1	Pulley	
9	390772X1	1	Key	
10	390655X1	1	Bolt Metric	
11	339402X1	1	Nut Metric	
12	417781M1	1	Spacer	
13	417879M1	1	Pulley	
14	390611X1	1	Key Door	
15	390609X1	1	Washer Metric	
17	339089X1	1	Nut Metric	
18	417787M1	1	Pulley	
19	417784M91	1	Sprocket	Number of Teeth/Splines: 22
20	390612X1	1	Key Door	
21	339376X1	6	Lock Washer	
22	339017X1	6	Bolt Metric	
23	417783M1	1	Nut	
24	390450X1	1	Pin	
25	414885M1	1	Housing	

BATTEUR
DRESCHROMMEL
CYLINDER



75-419

AGCO Corporation
Parts List Report

Massey Ferguson (Europe)
MF 186 COMBINE
Page 40 - CYLINDER

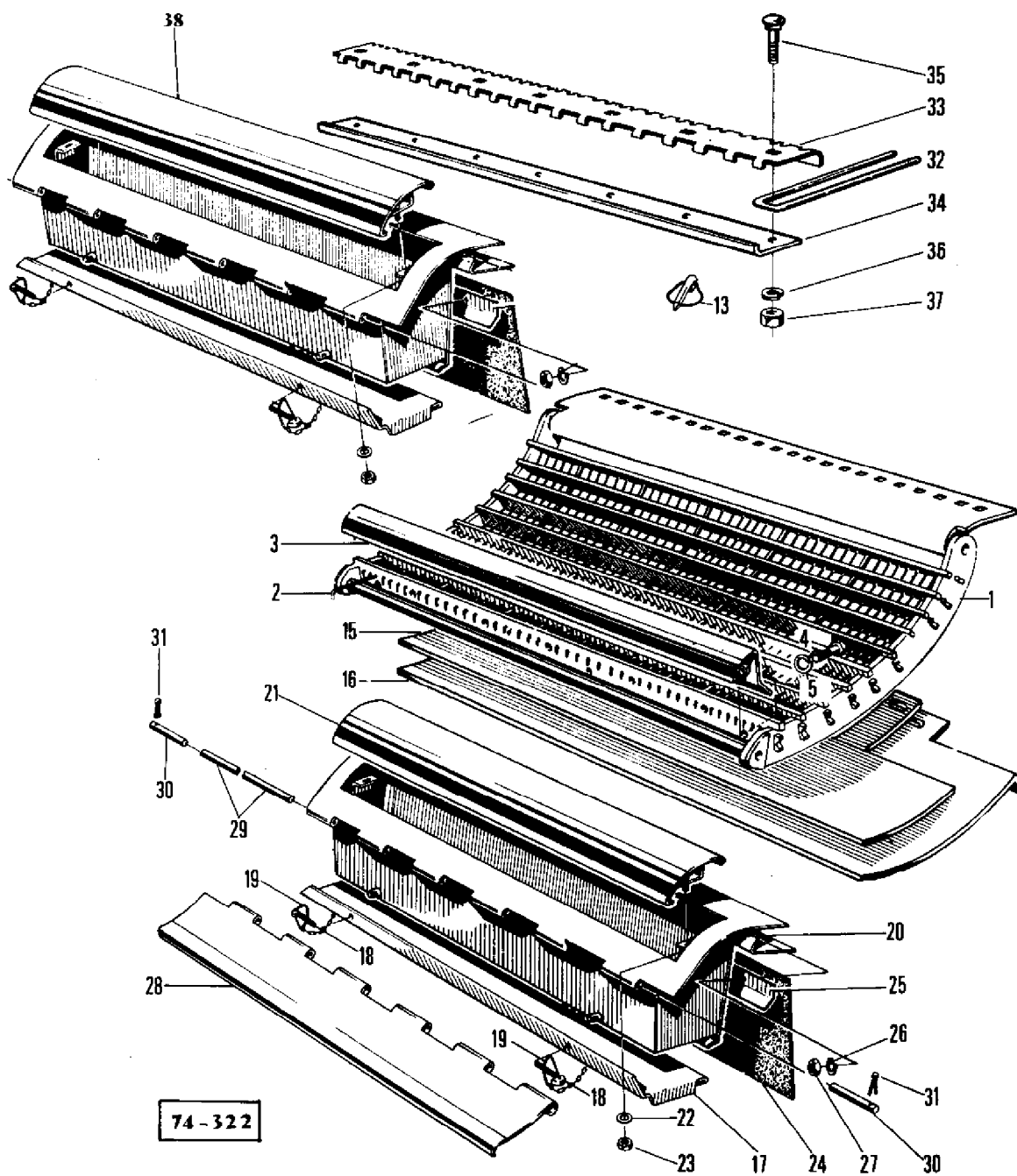
Item	Part Number	Qty	Part Description	Comments
1	417500M1	1	Shaft	
2	417503M1	2	Support	
3	417504M91	1	Support	Right Hand
4	390537X1	2	Key Door	
5	339182X1	2	Bolt Metric	
6	339377X1	2	Lock Washer	
7	339034X1	2	Nut Metric	
8	417501M91	1	Flange	Left Hand
9	416296M1	4	Bar	Right Hand
10	339123X1	X	Screw Metric	
11	339609X1	X	Washer	
12	339374X1	X	Lock Washer	
13	339169X1	X	Nut Metric	
14	338656X1	32	Bolt	
15	609930M1	32	Washer	
16	1440204X1	32	Nut Metric	
17	410555M1	X	Shim	0,75MM
	410556M1	X	Shim	1MM
	410557M1	X	Shim	1,5MM
18	416295M1	4	Bar	Left Hand
19	339820X1	1	Circlip	
20	417506M1	1	Bearing	
21	414848M1	1	Bearing Assy	
22	417507M1	1	Flange	
23	414849M1	2	Flange	
24	412293M1	1	Flange	
25	339172X1	4	Bolt Metric	
26	339237X1	4	Screw	
27	339376X1	8	Lock Washer	
28	339402X1	8	Nut Metric	
29	414850M1	1	Bush	
30	339028X1	1	Washer	
31	339379X1	1	Washer	
32	339068X1	1	Nut Metric	
33	414851M1	1	Sprocket	Number of Teeth/Splines: 19
	414852M1	1	Sprocket	Number of Teeth/Splines: 22
	414853M1	1	Sprocket	Number of Teeth/Splines: 25
	414854M1	1	Pinion	Number of Teeth/Splines: 29
34	418394M91	1	Plate	

35	416378M91	1	Chain	
36	329972M91	74	Link	
37	329272M91	36	Link	
38	329278M91	1	Link	
39	416379M91	1	Chain	(A)
40	329972M91	2	Link	
41	329278M91	1	Link	
42	416380M91	1	Chain	(B)
43	329972M91	4	Link	
44	329272M91	1	Link	
45	329278M91	1	Link	
46	418446M1	2	Plate	
47	338374X1	2	Lock Washer	
48	339106X1	2	Nut Metric	

(A)
FOR 25 TEETH SPROCKET

(B)
FOR 29 TEETH SPROCKET

CONTRE BATTEUR - BAC A PIERRES
DRESCHKORB - STEINFALLE
CONCAVE - TRAP STONE



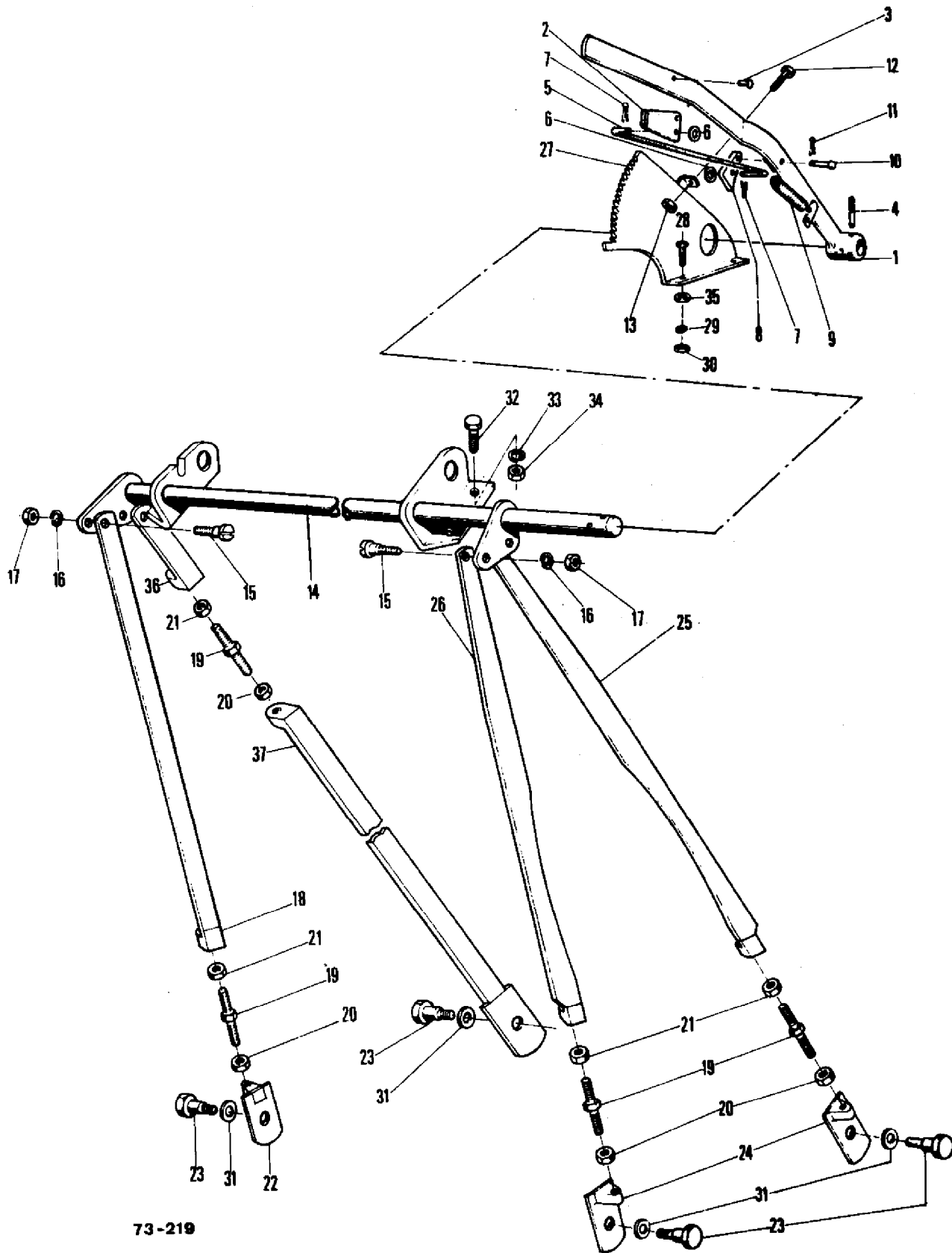
74-322

AGCO Corporation
Parts List Report

Massey Ferguson (Europe)
MF 186 COMBINE
Page 44 - CONCAVE-TRAP STONE

Item	Part Number	Qty	Part Description	Comments
1	417714M91	1	Concave	
2	417717M1	42	Wire	
3	1723619M91	1	Plate	
4	339761X1	4	Screw Metric	
5	339374X1	4	Lock Washer	
13	811201M91	2	Lynch Pin 6mm	
15	414773M91	1	Plate	
16	414772M1	1	Plate	
17	403873M91	1	Door	
18	339802X1	2	Chain	
19	811201M91	2	Lynch Pin 6mm	
20	412532M92	1	Stone Trap	
21	412541M91	1	Plate	
22	339024X1	2	Washer Metric	
23	339169X1	2	Nut Metric	
24	418442M1	1	Gasket	
25	412545M1	1	Plate	
26	339375X1	6	Lock Washer	
27	339030X1	6	Nut Metric	
28	412627M91	1	Plate	
29	417216M1	1	Rod	
30	417215M1	2	Rod	
31	391091X1	2	Pin	
32	417712M1	22	Tooth	(A)
	1721624M1	19	Tooth	(B)
33	417713M1	1	Strip	(A)
	1721625M1	1	Carrier	(B)
34	1721626M1	1	Strip	(B)
35	390018X1	22	Bolt	(A)
	339149X1	7	Bolt Metric	(B)
36	339374X1	22	Lock Washer	(A)
	339374X1	7	Lock Washer	(B)
37	339169X1	22	Nut Metric	(A)
	339169X1	7	Nut Metric	(B)
38	418441M91	1	Trap	(A)
				Up to Serial or Engine Number 1492
				(B)
				From Serial or Engine Number 1493

REGLAGE DE CONTRE - BATTEUR
DRESCHKORBVERSTELLUNG
CONCAVE ADJUSTMENT

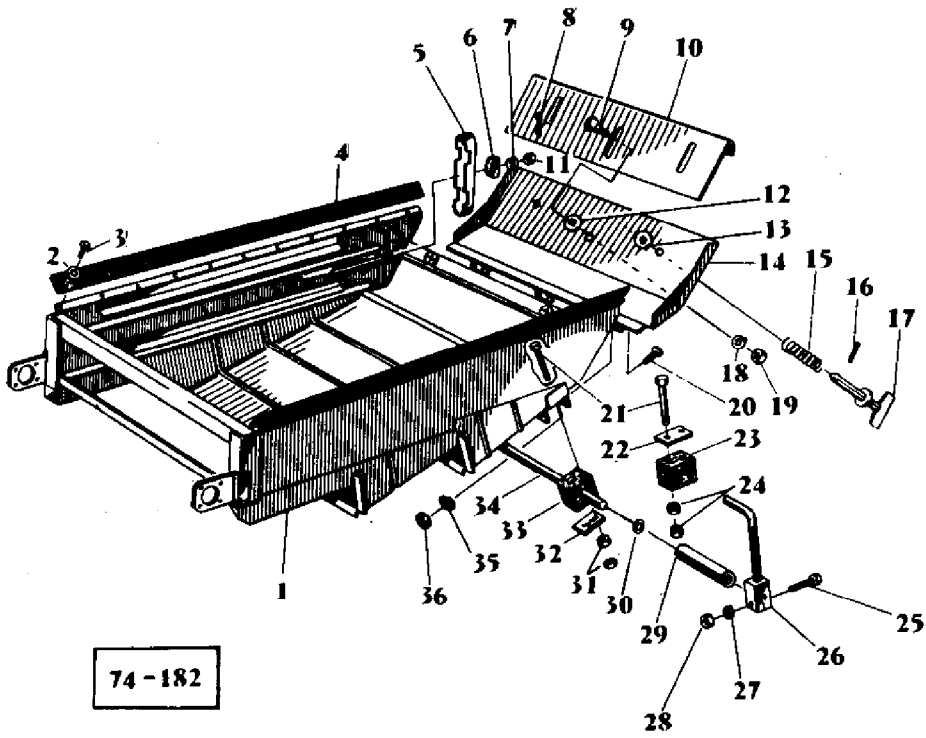


AGCO Corporation
Parts List Report

Massey Ferguson (Europe)
MF 186 COMBINE
Page 47 - CONCAVE ADJUSTMENT

Item	Part Number	Qty	Part Description	Comments
1	412712M91	1	Lever	
2	410014M1	1	Handle	
3	36229X	1	Rivet	
4	339135X1	2	Pin	
5	412716M1	1	Rod	
6	390971X1	2	Washer Metric	
7	339851X1	2	Pin	
8	410018M2	1	Latch	
9	410019M1	1	Spring	
10	390808X1	1	Pin	
11	339851X1	1	Pin	
12	339287X1	1	Screw Metric	
13	339169X1	1	Nut Metric	
14	417699M91	1	Shaft	
15	414833M1	4	Pin	
16	339369X1	4	Lock Washer	
17	339054X1	4	Nut Metric	
18	417703M91	1	Rod	
19	417705M1	4	Bolt	
20	339186X1	4	Nut Metric	
21	339185X1	4	Key	
22	417706M91	1	Angle	Right Hand
23	410800M2	4	Trunnion	
24	417709M91	2	Angle	Left Hand
25	417720M91	1	Rod	
26	417722M91	1	Rod	
27	417723M91	1	Quadrant	
28	339123X1	2	Screw Metric	
29	339374X1	2	Lock Washer	
30	339169X1	2	Nut Metric	
31	339574X1	4	Washer Metric	
32	339123X1	4	Screw Metric	
33	339374X1	4	Lock Washer	
34	339169X1	4	Nut Metric	
35	391166X1	2	Washer Metric	
36	419064M91	1	Rod	
37	419066M91	1	Rod	

COFFRE DE NETTOYAGE
REINIGUNG
SHAKER SHOE



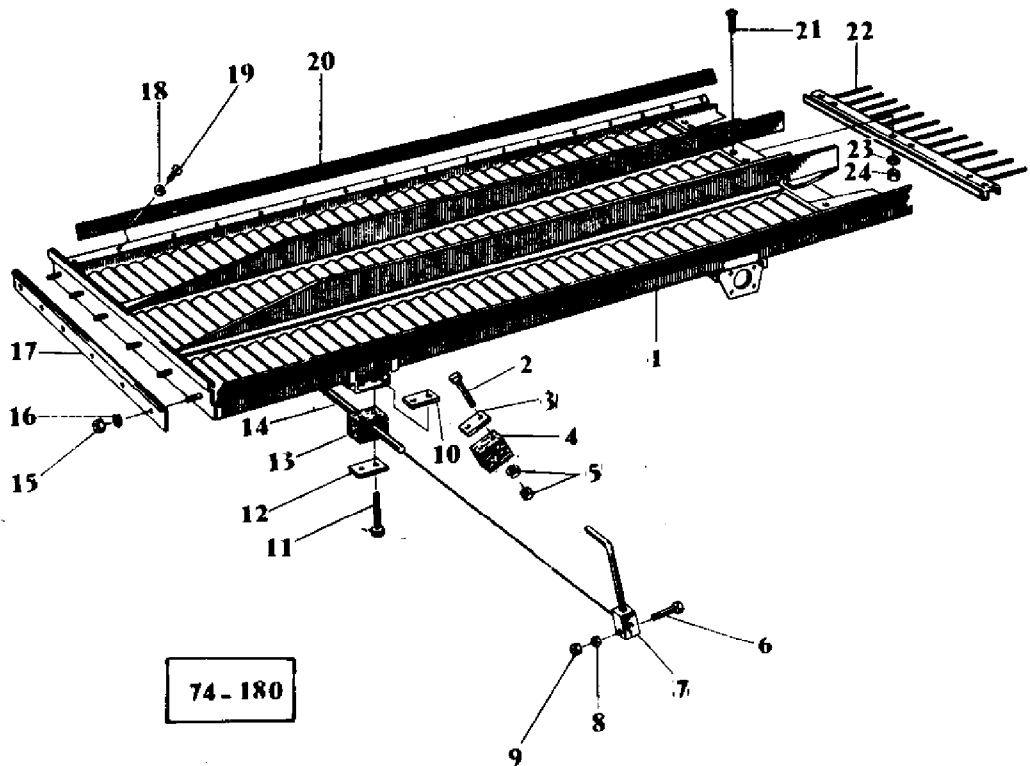
74-182

AGCO Corporation
Parts List Report

Massey Ferguson (Europe)
MF 186 COMBINE
Page 48 - SHAKER SHOE

Item	Part Number	Qty	Part Description	Comments
1	414741M91	1	Shoe	
2	339362X1	32	Washer	
3	338627X1	32	Rivet	
74	401393M2	2	Gasket	
5	403958M91	2	Bracket	
6	403960M1	2	Washer	
7	339402X1	2	Nut Metric	
8	36036X	2	Pin	
9	339237X1	2	Screw	
10	413425M1	1	Extension	
11	339433X1	2	Nut Metric	
12	339843X1	2	Washer	
13	339735X1	2	Washer	
14	413423M91	1	Door	
15	404801M1	2	Spring	
16	339257X1	2	Pin	
17	404767M91	2	Handle	
18	339376X1	2	Lock Washer	
19	339539X1	2	Nut Metric	
220	391484X1	3	Screw Metric	
21	339368X1	4	Bolt Metric	
22	916969M1	2	Shim	
23	403961M1	2	Block	
24	339169X1	8	Nut Metric	
25	339246X1	2	Bolt Metric	
26	417634M91	2	Arm	
27	339376X1	2	Lock Washer	
28	339402X1	2	Nut Metric	
29	417725M1	2	Spacer	
30	391472X1	2	Washer Metric	
31	339169X1	8	Nut Metric	
32	916969M1	2	Shim	
33	403961M1	2	Block	
34	417636M1	1	Rod	
35	339375X1	3	Lock Washer	
36	339030X1	3	Nut Metric	

RECEPTEUR A GRAIN
STUFFENBODEN
PAN

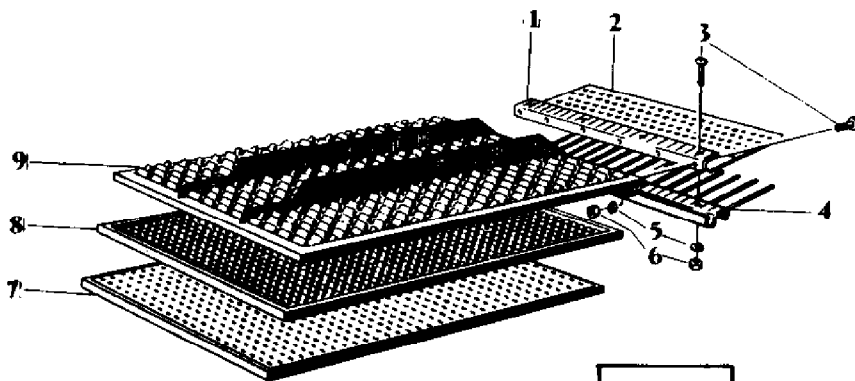
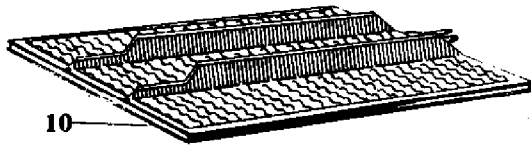


AGCO Corporation
Parts List Report

Massey Ferguson (Europe)
MF 186 COMBINE
Page 51 - PAN

Item	Part Number	Qty	Part Description	Comments
1	417631M91	1	Pan	
2	339368X1	2	Bolt Metric	
3	916969M1	2	Shim	
4	403961M1	2	Block	
5	339169X1	2	Nut Metric	
6	339246X1	2	Bolt Metric	
7	417634M91	2	Arm	
8	339376X1	2	Lock Washer	
9	339402X1	2	Nut Metric	
10	413433M1	4	Plate	
11	339291X1	4	Bolt Metric	
12	916969M1	4	Shim	
13	403961M1	2	Block	
14	417633M1	1	Rod	
15	339030X1	6	Nut Metric	
16	339375X1	6	Lock Washer	
17	412652M1	1	Strap	
18	339362X1	50	Washer	
19	339101X1	50	Rivet	
20	412651M1	2	Gasket	
21	391484X1	4	Screw Metric	
22	401408M93	1	Carrier	
23	339375X1	4	Lock Washer	
24	339030X1	4	Nut Metric	

GRILLES
SIEB
SCREFN



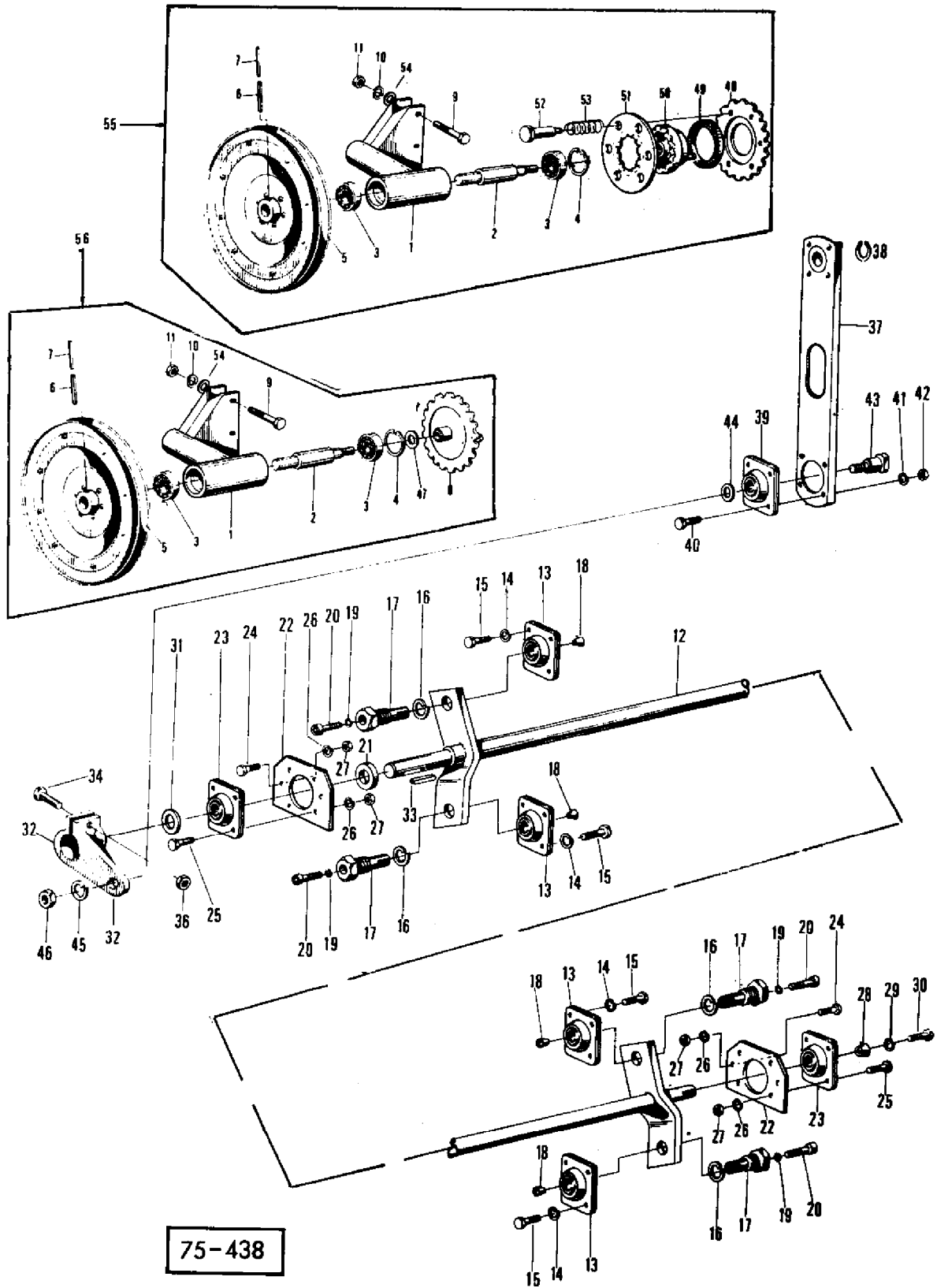
74-181

AGCO Corporation
Parts List Report

Massey Ferguson (Europe)
MF 186 COMBINE
Page 52 - SCREEN

Item	Part Number	Qty	Part Description	Comments
1	403986M1	1	Bracket	
2	403230M3	1	Screen	
3	391484X1	11	Screw Metric	
4	403987M91	1	Carrier	
5	339375X1	11	Lock Washer	
6	339030X1	11	Nut Metric	
7	401421M1	1	Grille	5MM
	401423M1	1	Screen	8MM
	401424M1	1	Screen	12MM
	401425M1	1	Screen	16MM
	401483M1	1	Screen	3MM
	402602M1	1	Screen	10MM
	1603205M1	1	Grille	8 X 8
8	401433M1	1	Screen	3/4"
9	401426M1	1	Screen	1 1/4"
	402974M1	1	Screen	2"
10	413908M1	1	Screen	

COMMANDE DE NETTOYEUR
REINIGUNGSANTRIEB
SHAKER SHOE DRIVE



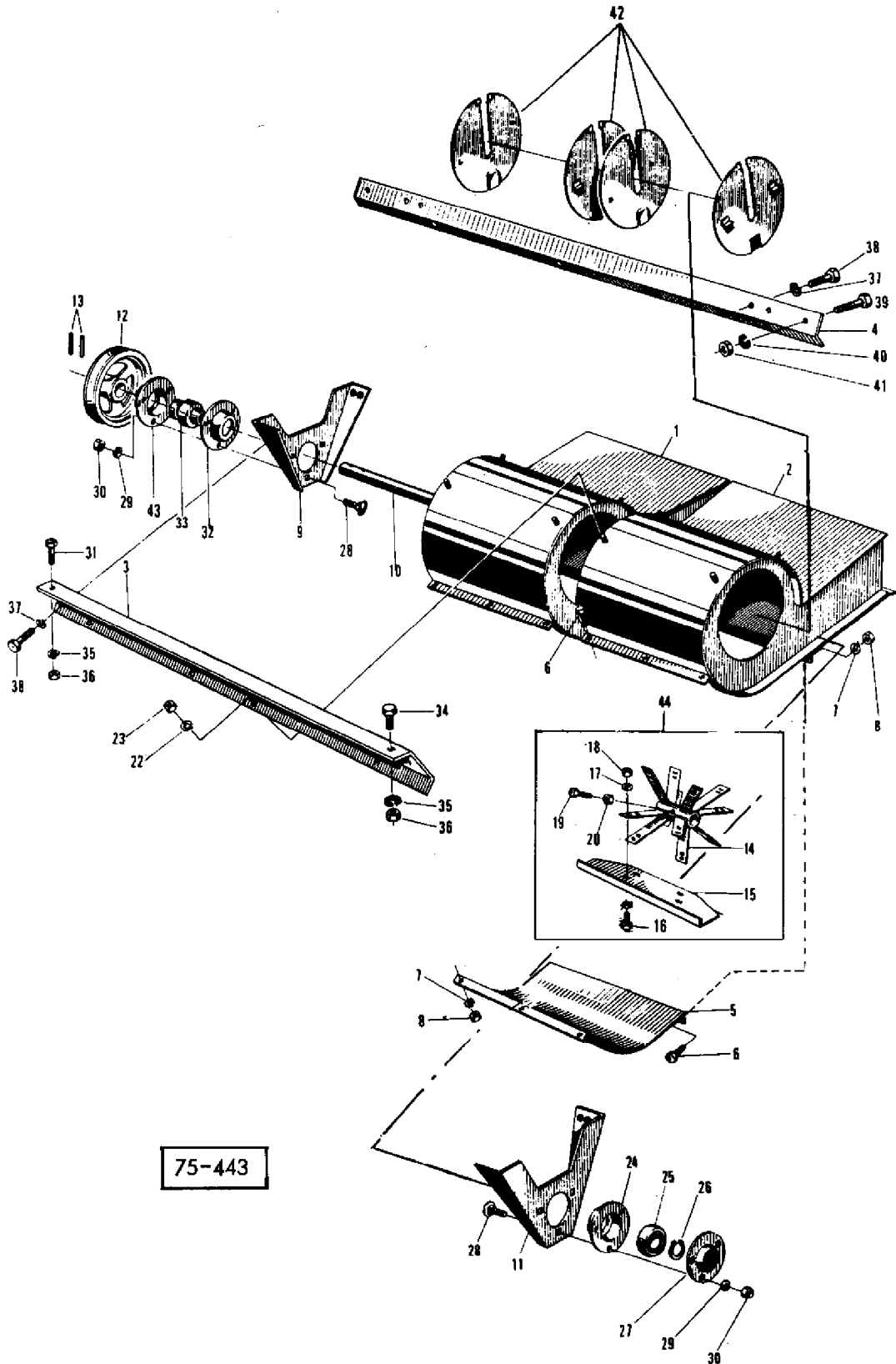
AGCO Corporation
Parts List Report

Massey Ferguson (Europe)
MF 186 COMBINE
Page 55 - SHAKER SHOE DRIVE

Item	Part Number	Qty	Part Description	Comments
1	417644M91	1	Support	
2	417648M1	1	Shaft	
3	1440493X1	2	Bearing Assy	
4	339126X1	1	Circlip	
5	417867M91	1	Pulley	
6	339192X1	2	Pin	
7	390533X1	2	Pin	
8	417649M91	1	Sprocket	Number of Teeth/Splines: 19
9	329269X1	3	Bolt	
10	339376X1	3	Lock Washer	
11	339402X1	3	Nut Metric	
12	417653M91	1	Shaft	
13	414487M1	4	Flange	
14	339374X1	16	Lock Washer	
15	339124X1	16	Screw Metric	
16	390944X1	4	Washer	
17	417655M1	4	Pin	
18	414494M91	4	Cone	
	414495M1	4	Screw	
	390943X1	4	Pin	
19	339374X1	4	Lock Washer	
20	1440341X1	4	Screw Metric	
21	391013X1	1	Washer Metric	
22	417656M1	2	Plate	
23	414487M1	2	Flange	
24	339123X1	4	Screw Metric	
25	339761X1	8	Screw Metric	
26	339374X1	12	Lock Washer	
27	339169X1	12	Nut Metric	
28	414491M1	1	Cone	
29	339376X1	1	Lock Washer	
30	339814X1	1	Screw Metric	
31	391109X1	1	Washer Metric	
32	404572M1	1	Lever	
33	339310X1	1	Key Parallel	
34	390912X1	1	Screw Metric	
36	339054X1	1	Nut Metric	
37	417657M91	1	Arm	
38	390310X1	1	Circlip	

39	414487M1	1	Flange	
40	390379X1	4	Bolt Metric	
41	339374X1	4	Lock Washer	
42	339169X1	4	Nut Metric	
43	416047M1	1	Stud	
44	390186X1	1	Washer Metric	
45	339377X1	1	Lock Washer	
46	339623X1	1	Nut Metric	
47	390186X1	X	Washer Metric	
48	418986M91	1	Sprocket	
49	418989M1	1	Lining	
50	418990M91	1	Clutch	
51	609984M1	1	Plate	
52	418993M1	6	Pin	
53	609977M1	6	Spring	
54	339534X1	6	Washer Metric	
55	418985M91	1	Drive	(A)
	417643M91	1	Drive	(B)
				(A)
				WITH CLUTCHING
				(B)
				WITHOUT CLUTCHING

VENTILATEUR
GEBLASE
FANNING MILL



75-443

AGCO Corporation
Parts List Report

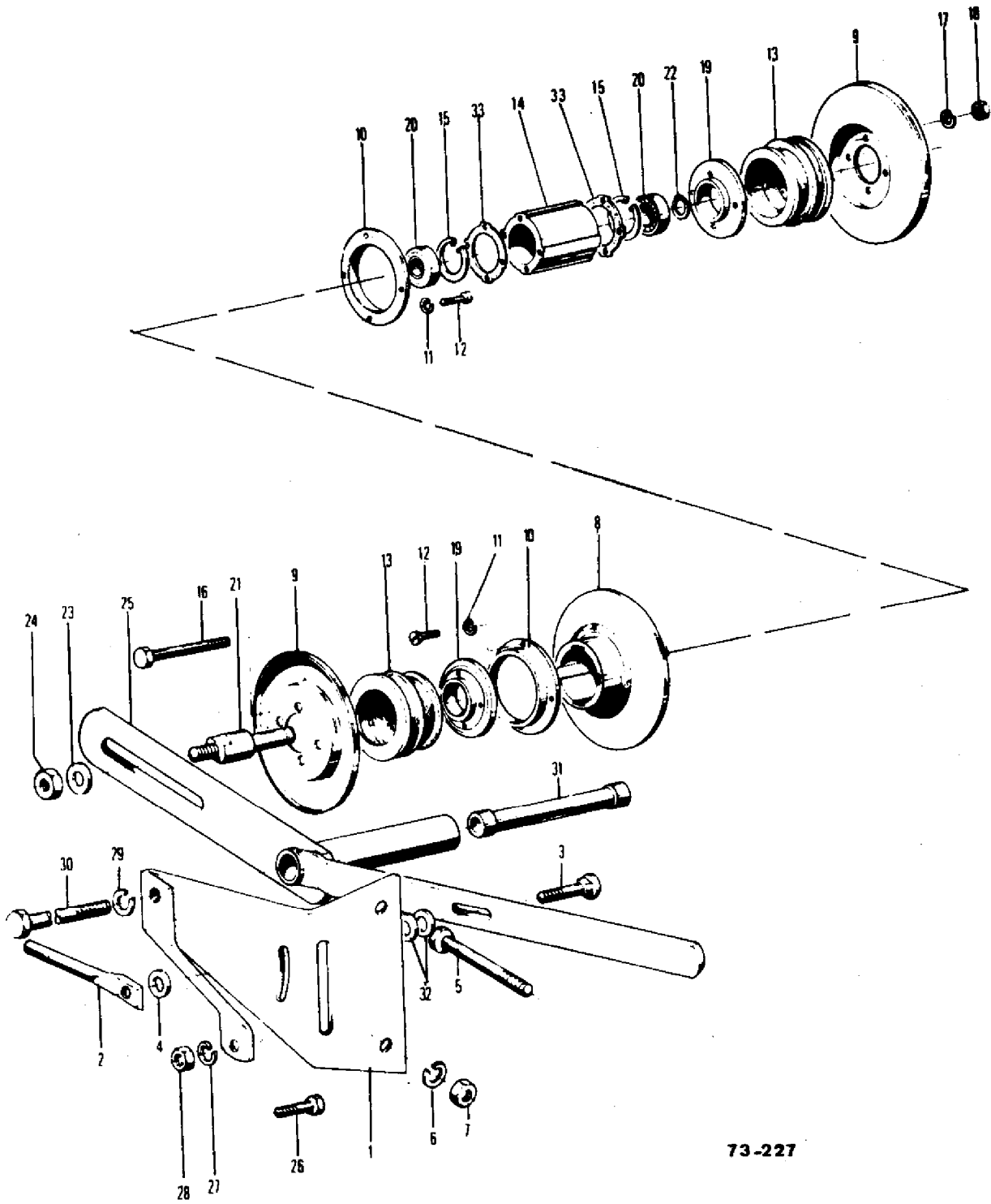
Massey Ferguson (Europe)
MF 186 COMBINE
Page 59 - FANNING MILL

Item	Part Number	Qty	Part Description	Comments
1	417682M91	1	Housing	Right Hand
2	417687M91	1	Housing	Left Hand
3	417691M1	1	Carrier	
4	417692M1	1	Support	
5	402307M1	2	Plate	
6	339230X1	12	Screw Metric	
7	339375X1	12	Lock Washer	
8	339030X1	12	Nut Metric	
9	417693M91	1	Support	Right Hand
10	417695M1	1	Shaft	
11	417696M91	1	Support	Left Hand
12	417698M1	1	Pulley	
13	339052X1	2	Strip	
14	402284M91	2	Spider	
15	402288M1	12	Blade Cutter	
16	339560X1	48	Screw Metric	
17	339375X1	48	Lock Washer	
18	339030X1	48	Nut Metric	
19	390594X1	2	Bolt Metric	
20	339169X1	2	Nut Metric	
21	339023X1	48	Washer	
22	339374X1	8	Lock Washer	
23	339169X1	8	Nut Metric	
24	416688M1	1	Flange	
25	416690M1	1	Bearing	
26	611198M1	1	Segment	
27	416687M1	1	Flange	
28	339170X1	6	Screw	
29	339374X1	6	Lock Washer	
30	339169X1	6	Nut Metric	
31	339123X1	1	Screw Metric	
32	412315M1	1	Ring	
33	412260M1	1	Bearing Assy	
34	339761X1	1	Screw Metric	
35	339374X1	2	Lock Washer	
36	339169X1	2	Nut Metric	
37	339374X1	8	Lock Washer	
38	339124X1	8	Screw Metric	
39	339123X1	2	Screw Metric	

40	339374X1	2	Lock Washer	
41	339169X1	2	Nut Metric	
42	402725M91	4	Plate	(A)
43	412261M1	1	Ring	
44	402283M93	2	Fan	(A)

FOR RAPE SEED

VARIATEUR DE VITESSE POUR VENTILATEUR
GEBLASVERSTELLTRIEB
FANNING MILL ADJUSTMENT



AGCO Corporation
Parts List Report

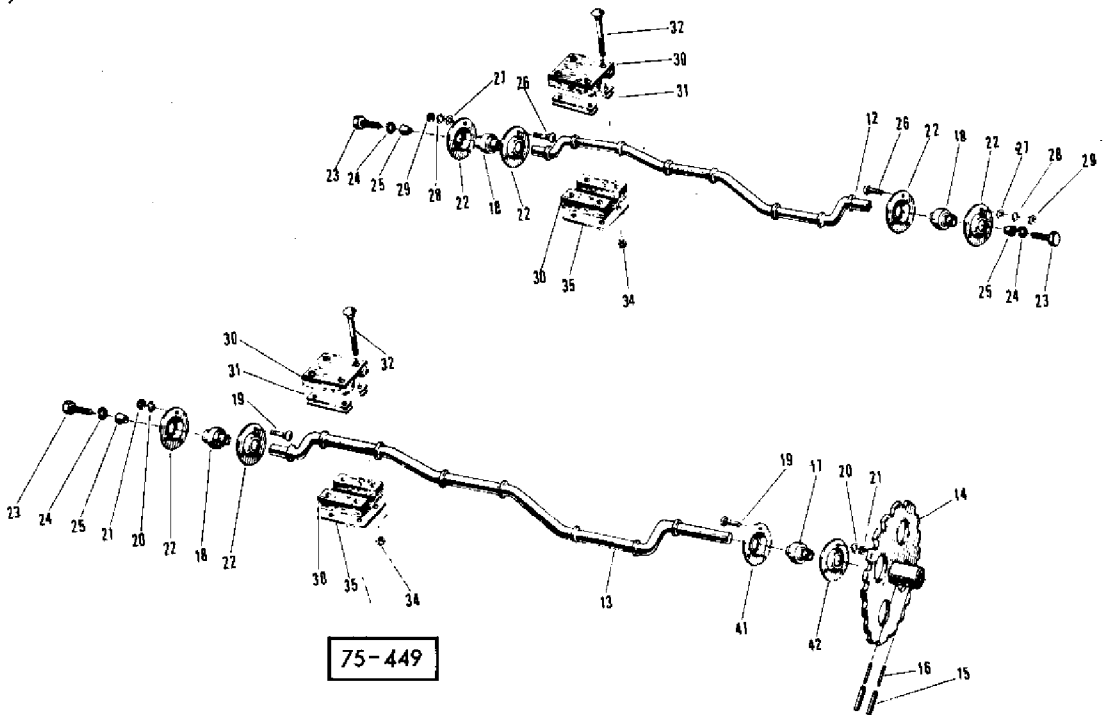
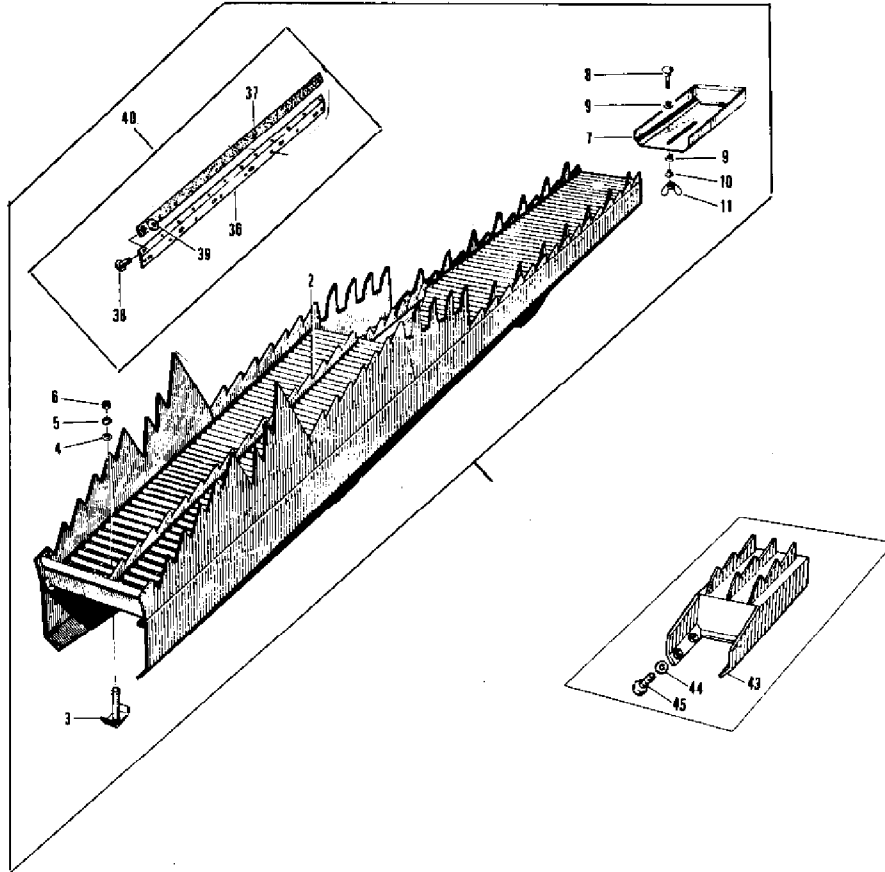
Massey Ferguson (Europe)

MF 186 COMBINE

Page 60 - FANNING MILL ADJUSTMENT

Item	Part Number	Qty	Part Description	Comments
1	417792M91	1	Support	
2	412444M1	1	Handle	
3	339131X1	1	Bolt	
4	339025X1	1	Washer Metric	
5	339582X1	2	Bolt Metric	
6	339376X1	2	Lock Washer	
7	339402X1	2	Nut Metric	
8	417796M1	1	Pulley	
9	417798M1	2	Pulley	
10	417799M1	2	Collar	
11	339382X1	6	Lock Washer	
12	390961X1	6	Screw Metric	
13	417800M1	2	Gaiter	
14	417801M1	1	Hub	
15	339657X1	2	Circlip	
16	339891X1	4	Screw Metric	
17	621823M2	8	Washer	
18	339169X1	4	Nut Metric	
19	417802M1	2	Flange	
20	1440343X1	2	Bearing Ball	
21	410541M1	1	Pin	
22	391062X1	1	Segment	
23	339026X1	1	Washer Metric	
24	339054X1	1	Nut Metric	
25	417803M91	1	Lever	
26	339401X1	1	Screw Metric	
27	339376X1	1	Lock Washer	
28	339402X1	1	Nut Metric	
29	339376X1	1	Lock Washer	
30	339649X1	1	Bolt Metric	
31	401499M2	1	Axle	
32	390672X1	2	Washer Metric	
33	417806M1	2	Gasket	

SECQUEURS ET COMMANDE
SCHOTTLER UND ANTRIEB
STRAW WALKERS AND DRIVE



AGCO Corporation
Parts List Report

Massey Ferguson (Europe)

MF 186 COMBINE

Page 63 - STRAW WALKERS AND DRIVE

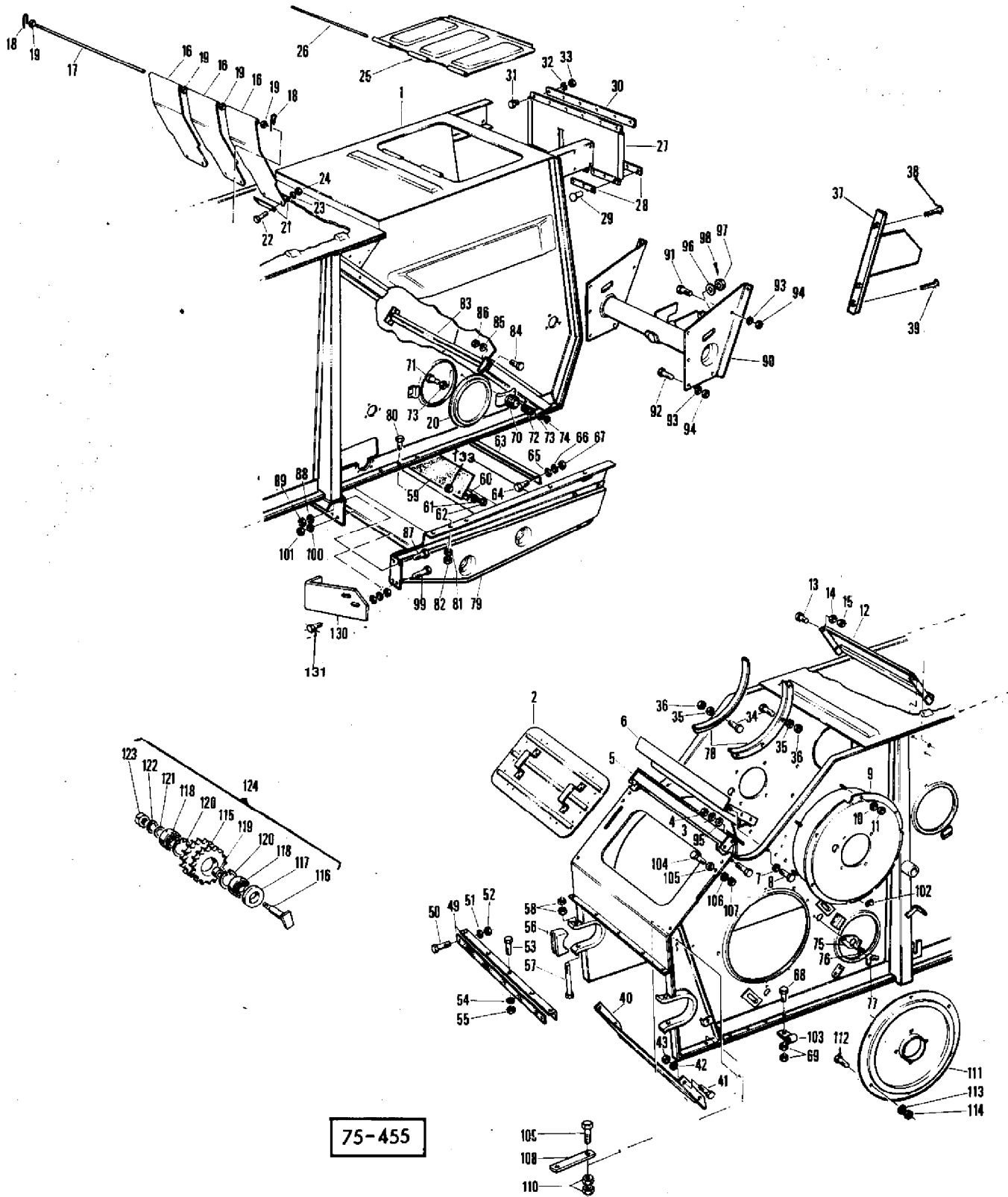
Item	Part Number	Qty	Part Description	Comments
1	417871M91	1	Walker	
	1721756M91	1	Walker	Right Hand
	1721755M91	1	Walker	Left Hand
2		1		Not Serviced, Order 1
3	401299M91	3	Bolt	
4	390971X1	3	Washer Metric	
5	339375X1	3	Lock Washer	
6	339030X1	3	Nut Metric	
7	417873M91	1	Extension	
8	390018X1	2	Bolt	
9	339697X1	2	Washer	
10	339374X1	2	Lock Washer	
11	339106X1	2	Nut Metric	
12	417615M91	1	Crankshaft	
13	417617M91	1	Crankshaft	
14	417619M91	1	Sprocket	Number of Teeth/Splines: 29
15	339055X1	2	Pin	
16	339304X1	2	Pin	
17	412260M1	1	Bearing Assy	
18	831112M1	3	Bearing	
19	339170X1	6	Screw	
20	339374X1	6	Lock Washer	
21	339169X1	6	Nut Metric	
22	417624M1	6	Flange	
23	1441757X1	3	Screw Metric	
24	339376X1	3	Lock Washer	
25	414491M1	3	Cone	
26	339170X1	6	Screw	
27	339817X1	6	Washer Metric	
28	339374X1	6	Lock Washer	
29	339169X1	6	Nut Metric	
30	414796X1	6	Bearing	
	414797M1	12	Bearing	
31	414798M1	24	Shim	
32	339421X1	24	Bolt Metric	
34	1441461X1	24	Nut Metric	
35	415080M1	6	Plate	
36	905325M1	1	Seal	
37	401306M1	1	Seal	

38	391465X1	12	Rivet	
39	390468X1	12	Washer Metric	
40	905326M91	1	Bracket	
41	412315M1	1	Ring	
42	412261M1	1	Ring	
43	419971M91	3	Guide	(A)
44	390972X1	12	Washer Metric	(A)
45	339228X1	12	Screw Metric	(A)

(A)

FOR 158 STRAW PRESS

BATI (PARTIES FIXES)
MASCHINENGEHAUSE (FESTSTEHENDE TEIL)
MACHINE HOUSING (FIXED COMPONENTS)



AGCO Corporation
Parts List Report

Massey Ferguson (Europe)

MF 186 COMBINE

Page 64 - MACHINE HOUSING (FIXED COMPONENTS)

Item	Part Number	Qty	Part Description	Comments
1	917217M91	1	Frame	
2	418385M91	1	Door	
3	339376X1	2	Lock Washer	
4	339402X1	2	Nut Metric	
5	1722153M91	1	Skimmershank	
	1722152M1	1	Gasket	
6	418399M91	1	Scraper	
7	339376X1	6	Lock Washer	
8	339401X1	4	Screw Metric	
	339451X1	2	Screw Metric	
	390734X1	6	Washer Metric	
9	412634M92	1	Plate	
10	339374X1	6	Lock Washer	
11	339169X1	6	Nut Metric	
12	418410M1	1	Bearer	
13	339124X1	4	Screw Metric	
14	339374X1	4	Lock Washer	
15	339169X1	4	Nut Metric	
16	1721217M1	3	Deflector	
17	1722289M1	1	Clevis Pin	
18	327669M1	2	Pin	
19	391593X1	8	Washer Metric	
20	418412M1	5	Door	
21	412639M1	6	Weight	
22	339666X1	6	Screw Metric	
23	339375X1	6	Lock Washer	
24	339030X1	6	Nut Metric	
25	418413M1	1	Plate	
26	404660M1	1	Stem	
27	418414M91	1	Curtain	
	418415M1	1	Curtain	
28	401830M1	6	Weight	
29	339109X1	9	Rivet	
30	418416M1	1	Plate	
31	339123X1	6	Screw Metric	
32	339374X1	6	Lock Washer	
33	339169X1	6	Nut Metric	
34	390903X1	8	Screw Metric	
35	339375X1	8	Lock Washer	

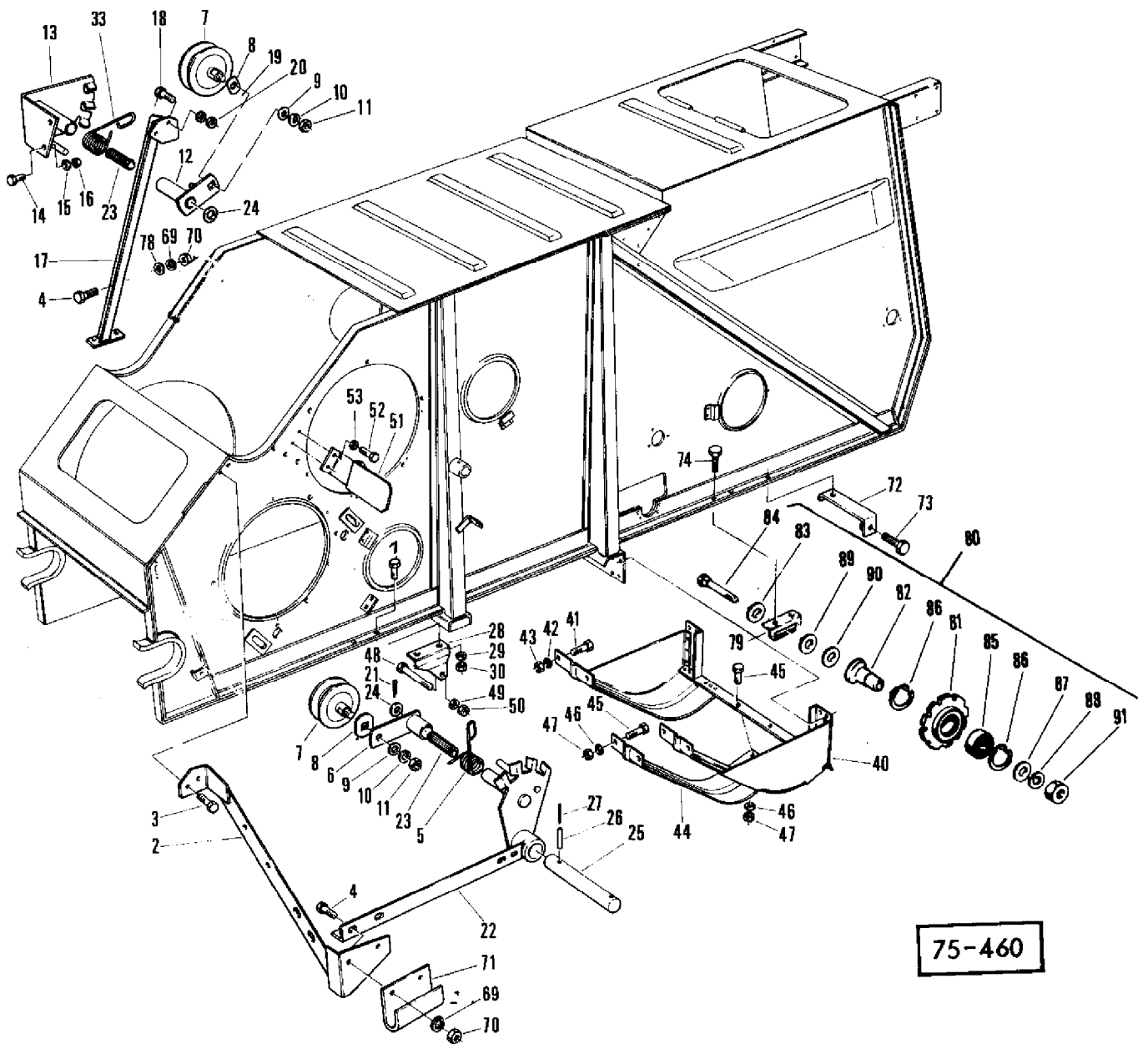
36	339030X1	8	Nut Metric
37	1726013M91	2	Catch
38	339814X1	2	Screw Metric
	339375X1	2	Lock Washer
	339402X1	2	Nut Metric
39	339451X1	4	Screw Metric
	339376X1	4	Lock Washer
	339402X1	4	Nut Metric
40	418433M1	1	Skimmershank
41	339124X1	4	Screw Metric
42	339374X1	4	Lock Washer
43	339169X1	4	Nut Metric
49	412629M91	1	Gasket
50	339401X1	2	Screw Metric
51	339376X1	2	Lock Washer
52	339402X1	2	Nut Metric
53	339123X1	2	Screw Metric
54	339374X1	2	Lock Washer
55	339169X1	2	Nut Metric
56	621288M1	2	Bearing
57	621289M1	2	Bolt
58	339079X1	4	Nut
59	401840M1	1	Joint
60	403999M1	1	Shield
61	339375X1	9	Lock Washer
62	339560X1	9	Screw Metric
63	404850M1	1	Angle
64	339560X1	6	Screw Metric
65	339692X1	6	Washer
66	339375X1	6	Lock Washer
67	339030X1	6	Nut Metric
68	391375X1	10	Screw Metric
69	339054X1	20	Nut Metric
70	418443M1	5	Fastener
71	418444M1	5	Pin
72	418445M1	5	Spring
73	339817X1	6	Washer Metric
74	1440988X1	5	Clip
75	418446M1	4	Plate
76	339374X1	4	Lock Washer
77	339106X1	2	Nut Metric
78	411950M1	2	Cowl
79	418450M91	1	Plate
80	339123X1	7	Screw Metric
81	339374X1	10	Lock Washer
82	339169X1	10	Nut Metric

83	418463M91	1	Reinforcement
84	390379X1	4	Bolt Metric
85	339374X1	4	Lock Washer
86	339169X1	4	Nut Metric
87	339401X1	4	Screw Metric
88	339376X1	4	Lock Washer
89	339402X1	4	Nut Metric
90	1726016M91	1	Bearer
91	418471M1	4	Bolt
92	339401X1	10	Screw Metric
96	339376X1	14	Lock Washer
94	339402X1	14	Nut Metric
95	339025X1	4	Washer Metric
96	415547M1	1	Washer
97	390761X1	1	Nut Metric
98	339040X1	1	Pin
99	339451X1	4	Screw Metric
100	339376X1	4	Lock Washer
101	339402X1	4	Nut Metric
102	401864M1	1	Bridle
103	418478M1	1	Strap
104	339666X1	3	Screw Metric
105	390971X1	3	Washer Metric
106	339375X1	3	Lock Washer
107	339030X1	3	Nut Metric
108	419109M1	2	Plate
109	339208X1	4	Screw
110	339054X1	8	Nut Metric
111	418398M1	1	Cover
112	339081X1	6	Screw Metric
113	339376X1	6	Lock Washer
114	339402X1	6	Nut Metric
115	401264M2	1	Pinion
116	404427M91	1	Shaft
117	404430M1	1	Spacer
118	339599X1	2	Bearing Ball
119	404431M1	1	Spacer
120	339199X1	2	Ring
121	390585X1	1	Washer Metric
122	339377X1	1	Lock Washer
123	339682X1	1	Nut Metric
124	404426M91	1	Tensioner
130	418479M1	1	Plate
131	339451X1	2	Screw Metric
	339534X1	4	Washer Metric
	339376X1	2	Lock Washer

Number of Teeth/Splines: 14

	339401X1	2	Screw Metric
133	339030X1	9	Nut Metric

BATI (PARTIES MOBILES)
MASCHINENGEHAEUSE (ROTIENRENDE TEIL)
MACHINE HOUSING (ROTATING COMPONENTS)



AGCO Corporation
Parts List Report

Massey Ferguson (Europe)

MF 186 COMBINE

Page 71 - MACHINE HOUSING (ROTATING COMPONENTS)

Item	Part Number	Qty	Part Description	Comments
1	339401X1	2	Screw Metric	
2	418388M91	1	Brace	Left Hand
3	339451X1	2	Screw Metric	
4	339401X1	4	Screw Metric	
5	418406M1	1	Spring	
6	418407M91	1	Lever	
7	416580M91	2	Pulley	
8	416584M1	2	Washer	
9	339072X1	2	Washer	
10	339380X1	2	Washer	
11	339070X1	2	Nut	
12	418417M91	1	Lever	
13	418419M91	1	Quadrant	
14	339401X1	2	Screw Metric	
15	339376X1	2	Lock Washer	
16	339402X1	2	Nut Metric	
17	418423M91	1	Brace	(A) Right Hand
	1724148M91	1	Bearer	(B) Right Hand
18	339451X1	4	Screw Metric	
19	339376X1	4	Lock Washer	
20	339402X1	2	Nut Metric	
21	391371X1	2	Pin	
22	418427M91	1	Quadrant	
23	418431M1	2	Bearing	
24	391393X1	2	Washer Metric	
25	418432M1	1	Shaft	
26	339307X1	2	Roll Pin	
27	339349X1	2	Pin	
28	418447M1	1	Suspension	
29	339376X1	2	Lock Washer	
30	339402X1	2	Nut Metric	
33	418464M1	1	Spring	(A)
	1724150M1	1	Spring	(B)
40	418489M91	1	Plate	
41	339124X1	6	Screw Metric	
42	339374X1	6	Lock Washer	
43	339169X1	6	Nut Metric	

44	418490M1	1	Plate
45	339124X1	2	Screw Metric
46	339374X1	2	Lock Washer
47	339169X1	2	Nut Metric
48	339733X1	1	Bolt Metric
49	339648X1	1	Washer
50	339647X1	1	Nut Metric
51	418405M91	1	Guide
52	339123X1	2	Screw Metric
53	339374X1	2	Lock Washer
69	339376X1	4	Lock Washer
70	339402X1	4	Nut Metric
71	1721821M1	1	Bearer
72	916881M91	1	Bearer
73	339761X1	1	Screw Metric
74	339761X1	2	Screw Metric
78	339025X1	2	Washer Metric
79	1723636M1	1	Support
80	404854M93	1	Tensioner
81	404726M91	1	Sprocket
82	404737M3	1	Bush
83	339072X1	1	Washer
84	390647X1	1	Bolt Metric
85	339932X1	1	Bearing Assy
86	339657X1	2	Circlip
87	391158X1	1	Washer Metric
88	339376X1	1	Lock Washer
89	390670X1	X	Washer Metric
90	390672X1	X	Washer Metric
91	339402X1	1	Nut Metric

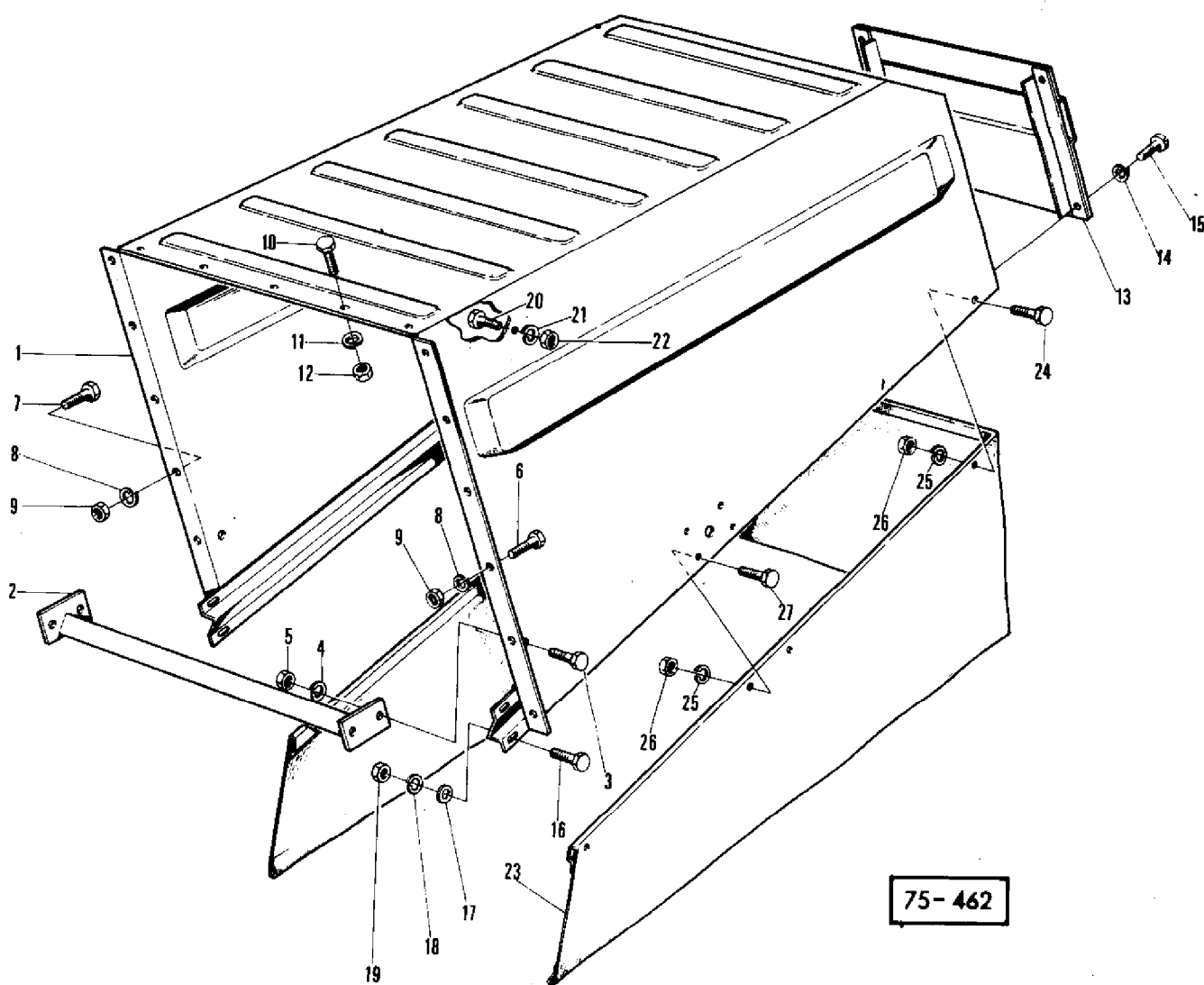
(A)

Up to Serial or Engine Number 3883

(B)

From Serial or Engine Number 3884

HOTTE
ABSCHLUSSCHRAUBE
HOOD



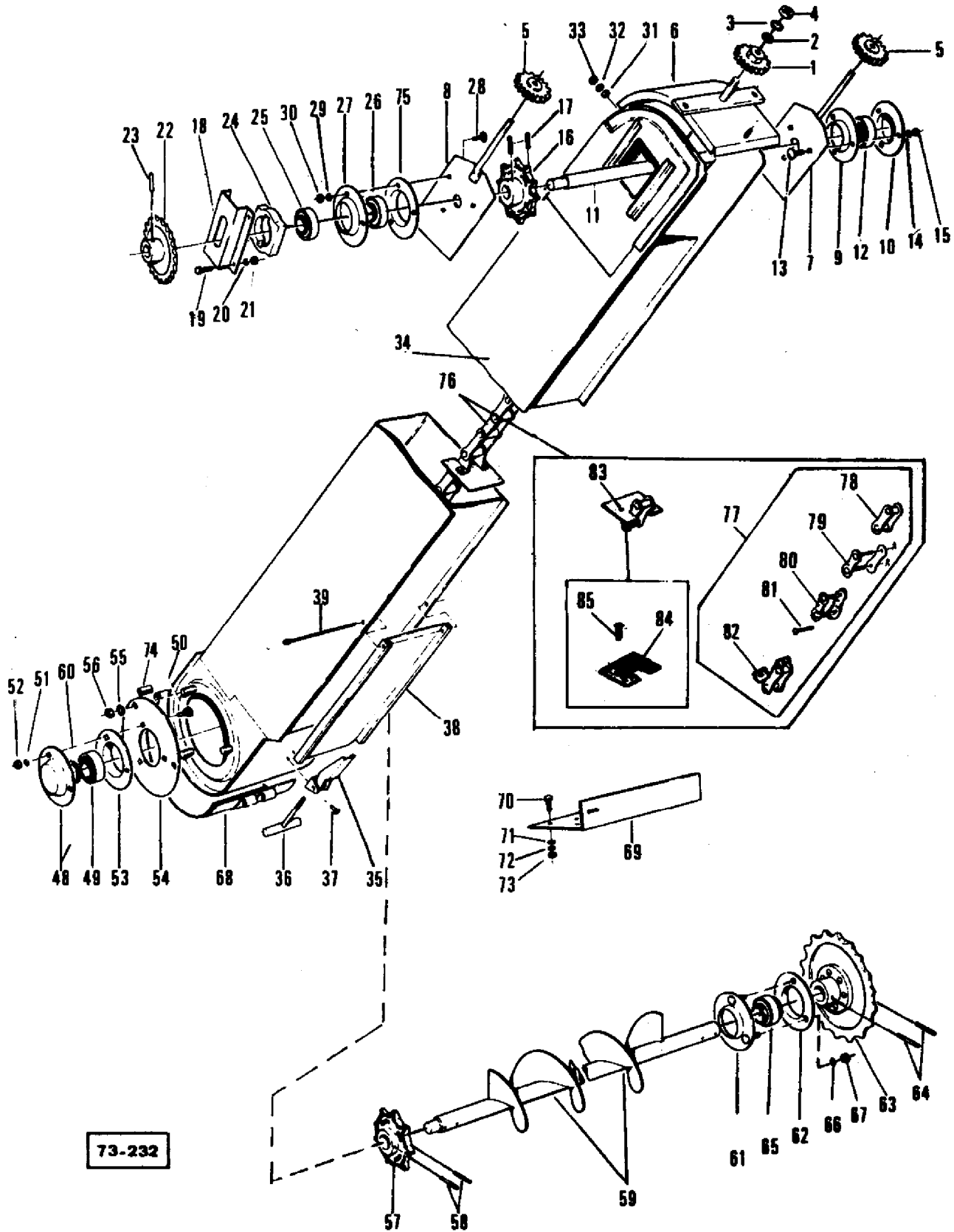
75-462

AGCO Corporation
Parts List Report

Massey Ferguson (Europe)
MF 186 COMBINE
Page 75 - HOOD

Item	Part Number	Qty	Part Description	Comments
1	418860M91	1	Hood	
2	417521M91	1	Transverse	
3	390379X1	4	Bolt Metric	
4	339374X1	4	Lock Washer	
5	339169X1	4	Nut Metric	
6	390379X1	11	Bolt Metric	
7	339123X1	1	Screw Metric	
8	339374X1	12	Lock Washer	
9	339169X1	12	Nut Metric	
10	339124X1	5	Screw Metric	
11	339374X1	5	Lock Washer	
12	339169X1	5	Nut Metric	
13	418481M91	1	Cover	
14	339374X1	4	Lock Washer	
15	339043X1	4	Screw Metric	
16	390379X1	4	Bolt Metric	
17	391166X1	4	Washer Metric	
18	339374X1	4	Lock Washer	
19	339169X1	4	Nut Metric	
20	339282X1	2	Screw Metric	
21	339376X1	2	Lock Washer	
22	339402X1	2	Nut Metric	
23	418865M91	1	Canvas	
24	339666X1	6	Screw Metric	
25	339375X1	10	Lock Washer	
26	339030X1	10	Nut Metric	
27	339804X1	4	Screw Metric	

ELEVATEUR A GRAINS
 KORNIERELEVATOR
 GRAIN ELEVATOR



73-232

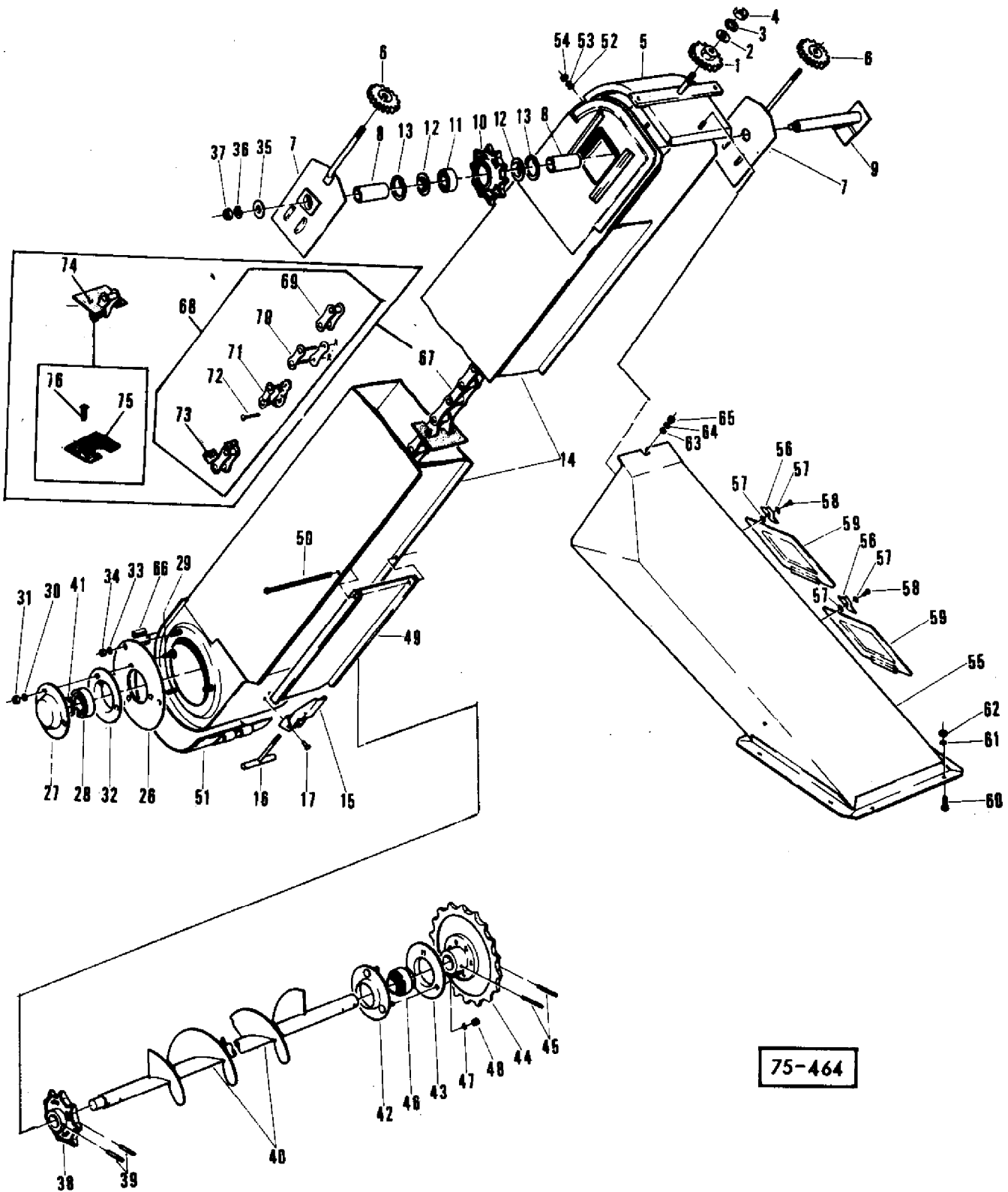
AGCO Corporation
Parts List Report

Massey Ferguson (Europe)
MF 186 COMBINE
Page 76 - GRAIN ELEVATOR

Item	Part Number	Qty	Part Description	Comments
1	417885M1	1	Sprocket	Number of Teeth/Splines: 15
2	339026X1	1	Washer Metric	
3	339369X1	1	Lock Washer	
4	339054X1	1	Nut Metric	
5	417886M1	2	Sprocket	Number of Teeth/Splines: 15
6	417887M91	1	Plate	Top
7	417892M91	1	Plate	
8	417895M91	1	Plate	
9	417896M1	1	Flange	
10	417897M1	1	Flange	
11	417898M1	1	Shaft	
12	417899M1	1	Bearing	
13	339247X1	3	Bolt	
14	339374X1	3	Lock Washer	
15	339169X1	3	Nut Metric	
16	414308M1	1	Sprocket	Number of Teeth/Splines: 8
17	339052X1	2	Strip	
18	417900M1	1	Support	
19	339123X1	2	Screw Metric	
20	339374X1	2	Lock Washer	
	391166X1	2	Washer Metric	
21	339169X1	2	Nut Metric	
22	403508M91	1	Sprocket	Number of Teeth/Splines: 21
23	339783X1	1	Pin	
24	417902M1	1	Bearing	
25	412243M1	1	Bearing	
26	412243M1	1	Bearing	
27	412245M1	1	Ring	
28	339247X1	3	Bolt	
29	339374X1	3	Lock Washer	
30	339169X1	3	Nut Metric	
31	339056X1	1	Washer Metric	
32	339374X1	1	Lock Washer	
33	339169X1	1	Nut Metric	
34	417905M91	1	Elevator	
	417906M91	1	Riser	Top
35	417461M91	1	Fastener	
36	417472M91	1	Knotter Hook	
37	339431X1	2	Rivet	

38	404166M1	1	Door	
39	390596X1	1	Pin	
48	416687M1	1	Flange	
49	416690M1	1	Bearing	
50	339170X1	3	Screw	
51	339374X1	3	Lock Washer	
52	339169X1	3	Nut Metric	
53	416688M1	1	Flange	
54	417913M1	1	Plate	
55	339374X1	3	Lock Washer	
56	339169X1	3	Nut Metric	
57	414462M1	1	Sprocket	Number of Teeth/Splines: 8
58	339052X1	2	Strip	
59	417914M91	1	Auger	
60	1440475X1	1	Circlip	
61	419193M91	1	Flange	
62	412261M1	1	Ring	
63	413411M91	1	Sprocket	Number of Teeth/Splines: 19
64	339052X1	2	Strip	
65	412260M1	1	Bearing Assy	
66	339374X1	3	Lock Washer	
67	339169X1	3	Nut Metric	
68	418220M91	1	Door	
69	417918M1	4	Bearer	
70	390379X1	4	Bolt Metric	
71	339024X1	4	Washer Metric	
72	339374X1	4	Lock Washer	
73	339169X1	4	Nut Metric	
74	320617M1	2	Sleeve	
75	411745M1	1	Ring	
76	405347M91	1	Chain	
77	329013M91	1	Chain	
78	329176M91	33	Link	
79	329797M91	1	Connecting Link	
80	629195M91	66	Link	
81	329847M91	X	Clevis Pin	
82	329177M91	34	Link	
83	412015M91	34	Link	
84	404184M1	34	Plate	
85	390062X1	68	Rivet	

ELEVATEUR A OTONS
UBERKEHRELEVATOR
GLEANNINGS ELEVATOR



75-464

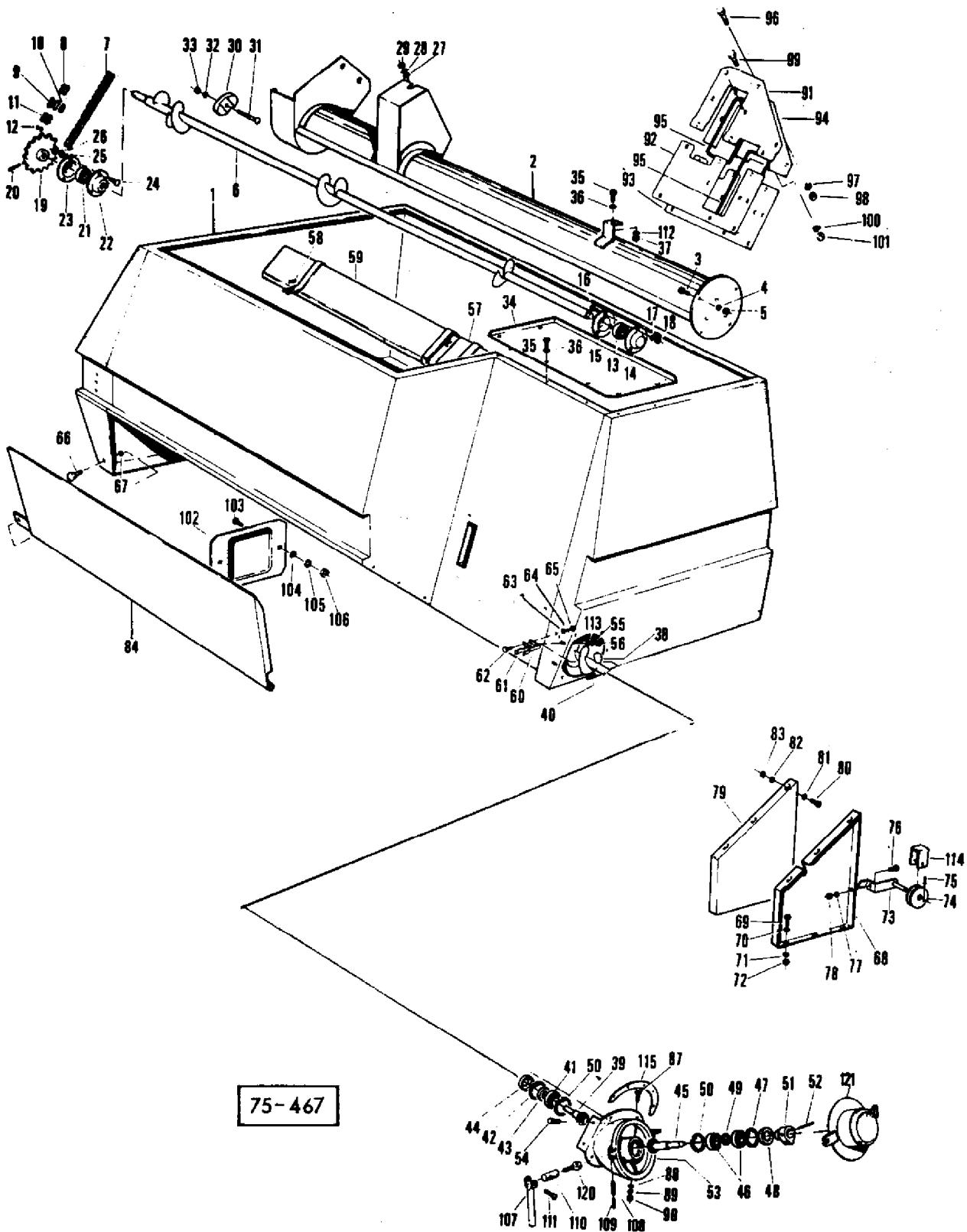
AGCO Corporation
Parts List Report

Massey Ferguson (Europe)
MF 186 COMBINE
Page 80 - GLEANINGS ELEVATOR

Item	Part Number	Qty	Part Description	Comments
1	417885M1	1	Sprocket	Number of Teeth/Splines: 15
2	339026X1	1	Washer Metric	
3	339369X1	1	Lock Washer	
4	339054X1	1	Nut Metric	
5	417887M91	1	Plate	Top
6	417886M1	2	Sprocket	Number of Teeth/Splines: 15
7	417920M91	2	Plate	
8	417921M1	2	Tube	
9	417922M91	1	Axle	
10	414842M1	1	Sprocket	Number of Teeth/Splines: 8
11	391057X1	1	Bearing Ball	
12	417669M1	2	Cap	
13	391061X1	2	Circlip	
14	417924M92	1	Elevator	
	417906M91	1	Riser	Top
15	417461M91	1	Fastener	
16	417472M91	1	Knotter Hook	
17	339431X1	2	Rivet	
26	417913M1	1	Plate	
27	416687M1	1	Flange	
28	416690M1	1	Bearing	
29	339170X1	3	Screw	
30	339374X1	3	Lock Washer	
31	339169X1	3	Nut Metric	
32	416688M1	1	Flange	
33	339374X1	3	Lock Washer	
34	339169X1	3	Nut Metric	
35	391387X1	1	Washer Metric	
36	339369X1	1	Lock Washer	
37	339054X1	1	Nut Metric	
38	414462M1	1	Sprocket	Number of Teeth/Splines: 8
39	339052X1	2	Strip	
40	417933M91	1	Auger	
41	1440475X1	1	Circlip	
42	419143M91	1	Flange	
43	412261M1	1	Ring	
44	413411M91	1	Sprocket	Number of Teeth/Splines: 19
45	339052X1	2	Strip	
46	412260M1	1	Bearing Assy	

47	339374X1	3	Lock Washer	
48	339169X1	3	Nut Metric	
49	404166M1	1	Door	
50	390596X1	1	Pin	
51	418220M91	1	Door	Bottom
52	339056X1	1	Washer Metric	
53	339374X1	1	Lock Washer	
54	339169X1	1	Nut Metric	
55	418760M91	1	Chute	
56	320719M2	2	Tie	
57	390971X1	4	Washer Metric	
58	339082X1	2	Rivet	
59	321756M1	2	Trap	
60	339124X1	8	Screw Metric	
61	339374X1	8	Lock Washer	
62	339169X1	6	Nut Metric	
63	339024X1	1	Washer Metric	
64	339374X1	1	Lock Washer	
65	339169X1	1	Nut Metric	
66	320617M1	2	Sleeve	
67	417931M91	1	Chain	
68	417932M91	1	Chain	
69	329176M91	32	Link	
70	329797M91	1	Connecting Link	
71	329195M91	63	Link	
72	329847M91	X	Clevis Pin	
73	329177M91	32	Link	
74	415015M91	32	Link	
75	404184M1	32	Plate	
76	390062X1	64	Rivet	

RESERVOIR A GRAINS
 KORNTANK
 GRAIN TANK



AGCO Corporation
Parts List Report

Massey Ferguson (Europe)
MF 186 COMBINE
Page 84 - GRAIN TANK

Item	Part Number	Qty	Part Description	Comments
1	905733M92	1	Tank	
	793115M1	1	Plug	
2	418713M91	1	Channel	
3	390379X1	8	Bolt Metric	
4	339374X1	8	Lock Washer	
5	339169X1	8	Nut Metric	
6	418731M91	1	Auger	
7	418735M91	1	Chain	
8	329202M91	32	Link	
9	329206M91	1	Link	
	329203M1	31	Link	
10	329020M1	1	Clip	
11	329210M91	1	Cranked Link	
12	329849M91	1	Clevis Pin	
13	416690M1	1	Bearing	
14	416687M1	1	Flange	
15	416688M1	1	Flange	
16	339170X1	3	Screw	
17	339374X1	3	Lock Washer	
18	339169X1	3	Nut Metric	
19	403508M91	1	Sprocket	Number of Teeth/Splines: 21
20	339783X1	1	Pin	
21	418777M1	1	Bearing	
22	416688M1	1	Flange	
23	418736M1	1	Flange	
24	339170X1	3	Screw	
25	339374X1	3	Lock Washer	
26	339169X1	3	Nut Metric	
27	339024X1	1	Washer Metric	
28	339374X1	1	Lock Washer	
29	339169X1	1	Nut Metric	
30	401256M1	1	Tensioner	
31	390653X1	1	Bolt Metric	
32	390652X1	1	Washer Metric	
33	339169X1	2	Nut Metric	
34	418737M1	1	Plate	
35	391074X1	7	Screw Metric	
36	1440998X1	6	Washer	
37	339030X1	1	Nut Metric	

38	418738M91	1	Auger	
39	1722081M91	1	Gear	(A)
	1722078M1	1	Gear	(B)
40	339135X1	2	Pin	
41	339583X1	1	Bearing Assy	
42	1440479X1	1	Circlip	
43	390850X1	1	Washer Metric	
44	412982M1	1	Cap	
45	1722081M91	1	Gear	(A)
	1722079M1	1	Gear	(B)
46	339583X1	2	Bearing Assy	
47	1440479X1	1	Circlip	
48	402896M1	1	Ring	
49	391353X1	1	Washer Metric	
50	390386X1	2	Circlip	
51	418743M91	1	Ring	
52	339055X1	1	Pin	
53	418744M1	1	Housing	
54	339337X1	7	Screw Metric	
55	339374X1	7	Lock Washer	
56	339169X1	7	Nut Metric	
57	418745M91	1	Plate	Left Hand
58	324610M1	6	Pin	
59	418749M91	1	Plate	Right Hand
60	418755M1	1	Spring	Left Hand
61	418756M1	1	Spring	Right Hand
62	339560X1	2	Screw Metric	
63	339588X1	2	Washer	
64	339375X1	2	Lock Washer	
65	339030X1	2	Nut Metric	
66	418065M1	1	Fastener	
67	1441241X1	1	Segment	
68	418925M91	1	Bearer	Left Hand
69	390379X1	6	Bolt Metric	
70	391166X1	6	Washer Metric	
71	339374X1	6	Lock Washer	
72	339169X1	6	Nut Metric	
73	418928M91	1	Bracket	
74	401642M1	1	Roller	
75	390445X1	1	Pin	
76	339560X1	2	Screw Metric	
77	339375X1	2	Lock Washer	
78	339030X1	2	Nut Metric	
79	418769M1	1	Bearer	Right Hand
80	339123X1	6	Screw Metric	
81	391166X1	6	Washer Metric	

82	339374X1	6	Lock Washer	
83	339169X1	6	Nut Metric	
84	418770M91	1	Panel	(C)
	1723365M91	1	Panel	(D)
85	339374X1	4	Lock Washer	
86	339124X1	4	Screw Metric	
87	339170X1	4	Screw	
88	391166X1	4	Washer Metric	
89	339374X1	4	Lock Washer	
90	339169X1	4	Nut Metric	
91	418778M1	1	Plate	
92	418779M1	1	Plate	
93	418780M1	1	Plate	
94	418781M1	1	Plate	
95	418782M1	2	Seal	
96	339124X1	5	Screw Metric	
97	339374X1	5	Lock Washer	
98	339169X1	5	Nut Metric	
99	339560X1	7	Screw Metric	
100	339375X1	7	Lock Washer	
101	339030X1	7	Nut Metric	
102	418783M1	1	Cover	(E)
	905593M92	1	Door	(F)
103	339247X1	2	Bolt	
104	339697X1	2	Washer	
105	339374X1	2	Lock Washer	
106	339169X1	2	Nut Metric	
107	324579M91	1	Handle	
108	1440999X1	1	Pin	
109	391018X1	1	Pin	
110	324581M1	1	Bush	
111	390704X1	1	Rivet	
112	339588X1	1	Washer	
113	339024X1	2	Washer Metric	
114	401643M1	1	Guide	
115	418787M1	X	Quadrant	
120	339538X1	1	Bolt Metric	
121	1722431M91	1	Guard	

(A)
Up to Serial or Engine Number 3661
(B)
From Serial or Engine Number 3662
(C)
Up to Serial or Engine Number 2439
(D)
From Serial or Engine Number 2440

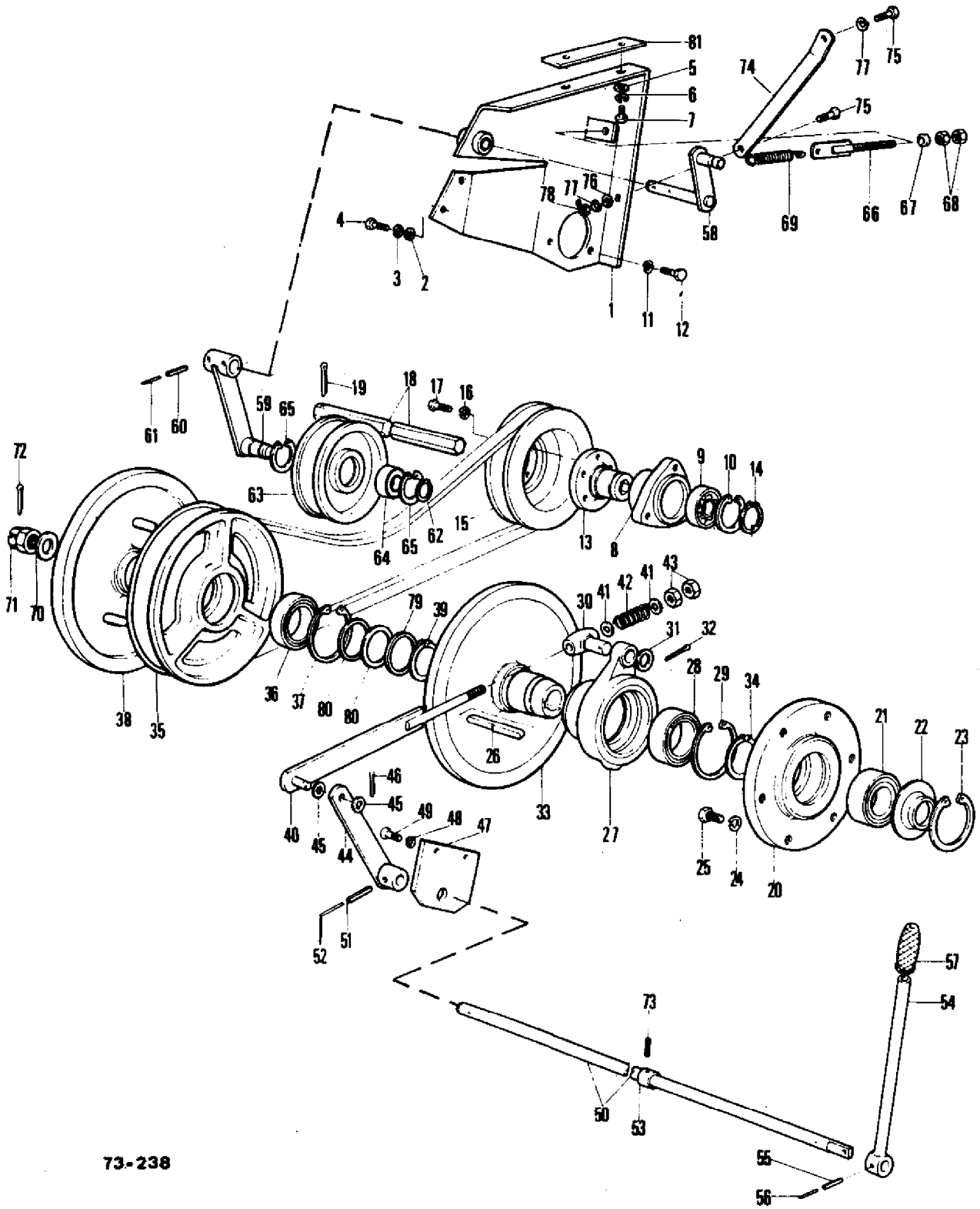
(E)

Up to Serial or Engine Number C1130799

(F)

From Serial or Engine Number C1130800

COMMANDE DE DECHARGEUR
KORNTANKENTLEERUNGSANTRIEB
DRIVING SHAFT FOR TANK UNLOADING



AGCO Corporation
Parts List Report

Massey Ferguson (Europe)

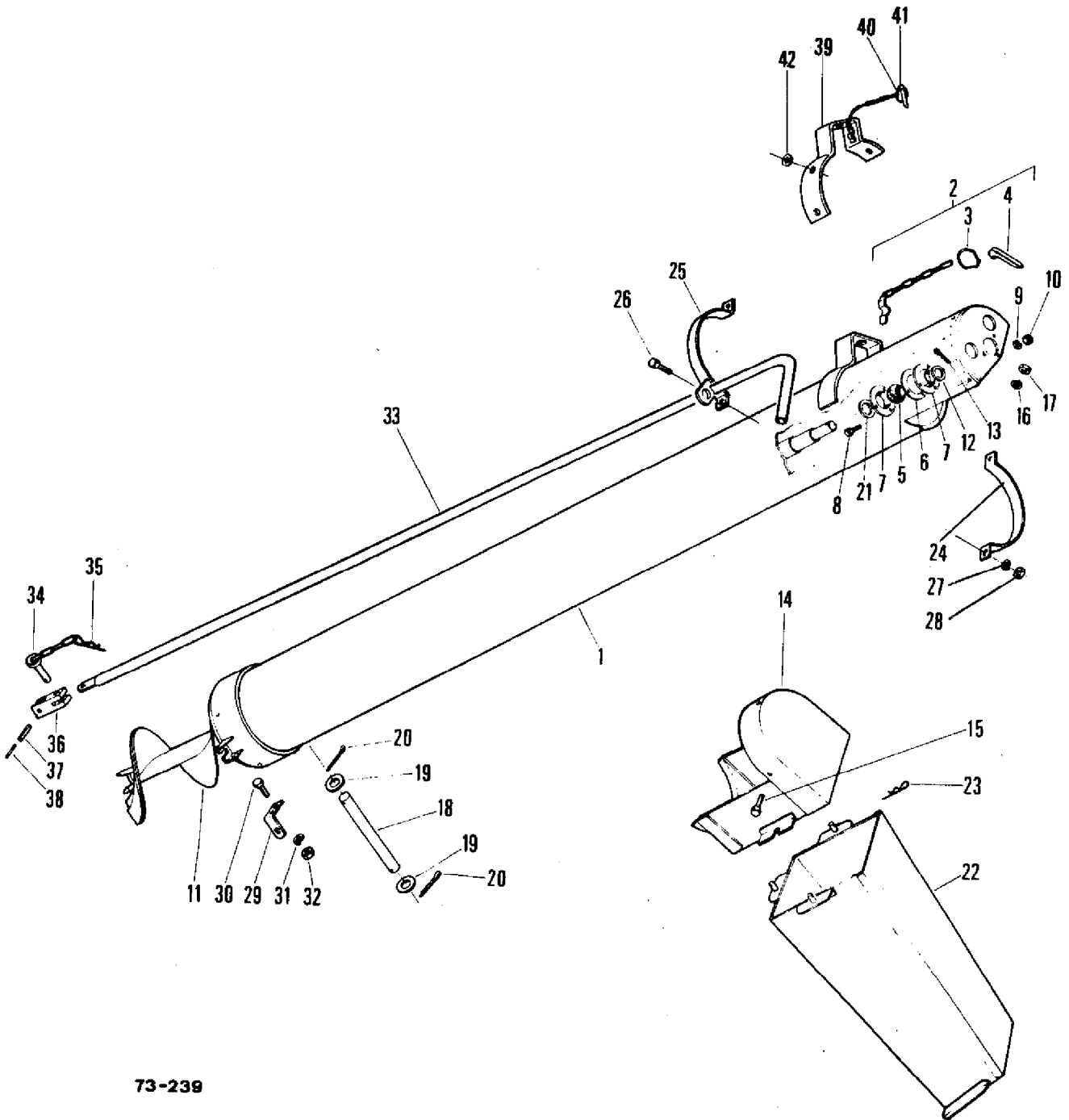
MF 186 COMBINE

Page 91 - DRIVING SHAFT FOR UNLOADING

Item	Part Number	Qty	Part Description	Comments
1	418198M91	1	Bracket	
2	1440921X1	2	Washer Metric	
3	339374X1	2	Lock Washer	
4	339123X1	2	Screw Metric	
5	391381X1	2	Washer Metric	
6	339376X1	2	Lock Washer	
7	339081X1	2	Screw Metric	
8	418157M1	1	Flange	
9	339780X1	1	Bearing Ball	
10	1440819X1	1	Circlip	
11	339376X1	3	Lock Washer	
12	339401X1	3	Screw Metric	
13	418158M1	1	Hub	
14	391832X1	1	Circlip	
15	418159M1	1	Pulley	
16	339374X1	5	Lock Washer	
17	390379X1	5	Bolt Metric	
18	418160M1	1	Shaft	
19	1440909X1	1	Cotter	
20	418161M1	1	Flange	
21	390384X1	1	Bearing Ball	
22	418162M1	1	Guard	
23	1440480M1	1	Ring	
24	339376X1	3	Lock Washer	
25	339081X1	3	Screw Metric	
26	418163M1	1	Key Door	
27	418164M91	1	Coupler	
	1440910X1	1	Pin	
28	1440912X1	1	Bearing Ball	
29	1440913X1	1	Segment	
30	418167M1	1	Bush	
31	391583X1	1	Washer	
32	390446X1	1	Pin	
33	418168M1	1	Pulley	
34	1440915X1	1	Segment	
35	418169M1	1	Pulley	
36	390513X1	1	Bearing Ball	
37	339437X1	1	Circlip	
38	418170M1	1	Pulley	

39	391832X1	1	Circlip
40	418171M91	1	Bar
41	339763X1	2	Washer
	1603625M1	1	Washer
42	1706051M1	1	Spring
43	339054X1	2	Nut Metric
44	418175M91	1	Lever
45	390804X1	2	Washer Metric
46	339076X1	1	Pin
47	418178M91	1	Plate
48	339374X1	2	Lock Washer
49	339123X1	2	Screw Metric
50	418181M1	1	Shaft
51	339071X1	1	Pin
52	1440911X1	1	Pin
53	1440916X1	1	Collar
54	418182M91	1	Lever
55	339071X1	1	Pin
56	1440911X1	1	Pin
57	402910M1	1	Handle
58	418184M91	1	Lever
59	418188M91	1	Support
60	339135X1	2	Pin
61	390294X1	2	Pin
62	1440476X1	1	Circlip
63	417288M1	1	Pulley
64	339251X1	1	Bearing Ball
65	339126X1	2	Circlip
66	418193M91	1	Screw
67	418195M1	1	Washer
68	339402X1	2	Nut Metric
69	418196M1	1	Spring
70	391389X1	1	Washer Metric
71	391378X1	1	Nut Metric
72	339531X1	1	Pin
73	1440914X1	1	Screw Metric
74	418197M1	1	Bracket
75	339123X1	2	Screw Metric
76	339024X1	1	Washer Metric
77	339374X1	2	Lock Washer
78	339169X1	1	Nut Metric
79	418200M1	1	Shim
80	418201M1	2	Shim
81	621819M1	1	Shim

DECHARGEUR A GRAINS
AUSLAUFROHR
UNLOADER PIPE



73-239

AGCO Corporation
Parts List Report

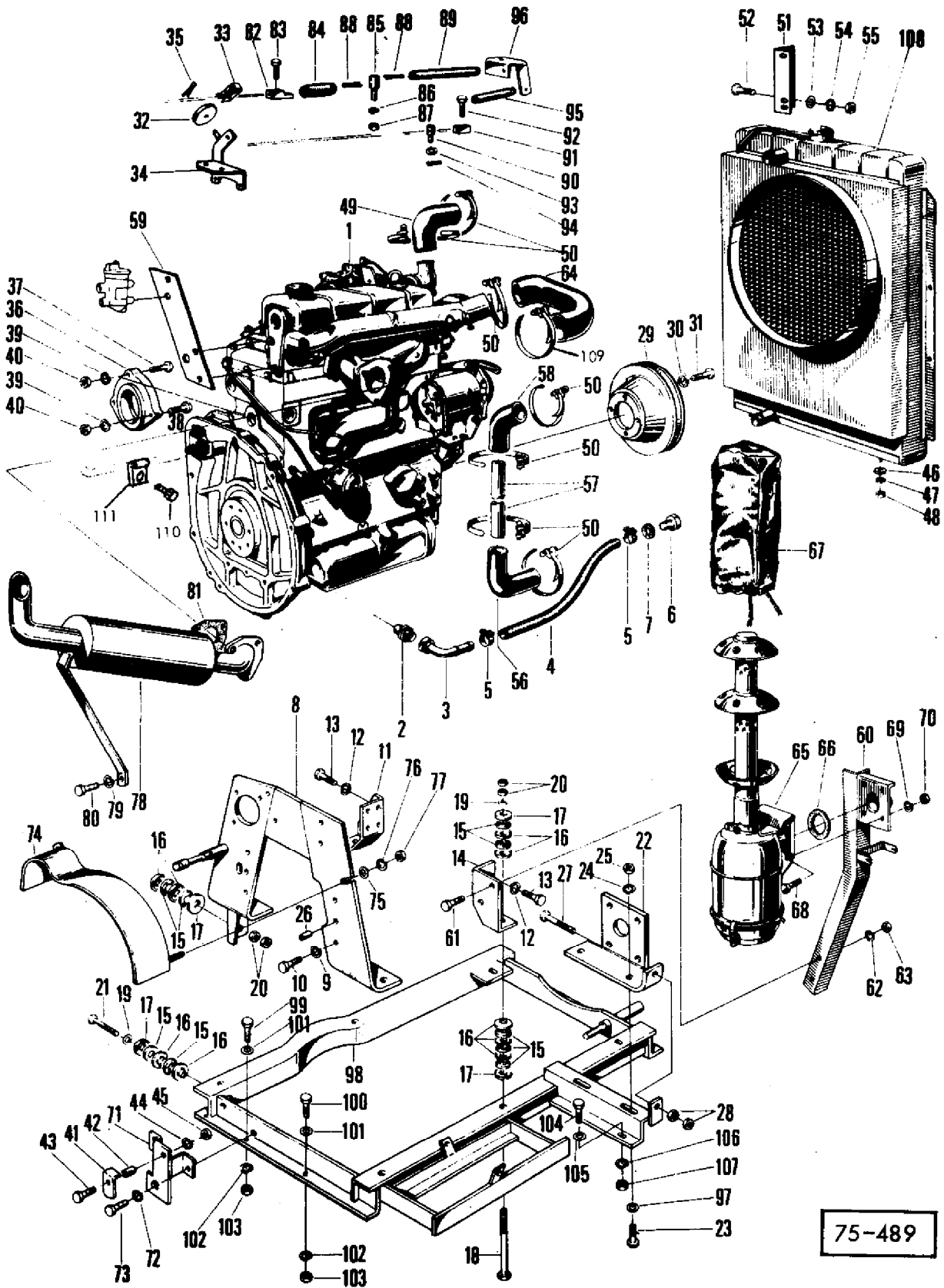
Massey Ferguson (Europe)
MF 186 COMBINE
Page 95 - UNLOADER PIPE

Item	Part Number	Qty	Part Description	Comments
1	418017M92	1	Pipe	(A)
	1721653M94	1	Pipe	(B)
2	339802X1	1	Chain	
	402977M91	1	Latch	
	339212X1	4	Rivet	
3	195347M1	1	Ring	
4	195346M1	1	Pin	
5	415955M1	1	Bearing	
6	323591M1	1	Spacer	
7	323592M1	2	Flange	
8	339666X1	3	Screw Metric	
9	339375X1	3	Lock Washer	
10	339030X1	3	Nut Metric	
11	418027M91	1	Auger	(A)
	1721650M91	1	Auger	(B)
12	390667X1	1	Washer Metric	
13	391406X1	1	Pin	
14	418033M91	1	Channel	
15	339081X1	3	Screw Metric	
16	339376X1	3	Lock Washer	
17	339402X1	2	Nut Metric	
18	1440878X1	1	Pin	
19	339763X1	X	Washer	
20	339076X1	2	Pin	
21	418043M1	1	Washer	
22	418037M91	1	Guard	(A)
	1721656M91	1	Spout	(B)
23	410366M1	3	Pin	
24	405488M1	1	Clip	
25	405487M91	1	Clip	
26	339761X1	2	Screw Metric	
27	339374X1	2	Lock Washer	
28	339169X1	2	Nut Metric	
29	418013M1	1	Angle	
30	339560X1	2	Screw Metric	
31	339375X1	2	Lock Washer	
32	339030X1	2	Nut Metric	
33	418784M91	1	Stem	
34	418015M91	1	Clevis Pin	

35	410366M1	1	Pin
36	418016M1	1	Joint
37	339080X1	1	Roll Pin
38	391362X1	1	Pin

(A)
2225 M/M
(B)
2525 M/M

MOTEUR
MOTOR
ENGINE



75-489

AGCO Corporation
Parts List Report

Massey Ferguson (Europe)
MF 186 COMBINE
Page 96 - ENGINE

Item	Part Number	Qty	Part Description	Comments
1	419053M1	1	Engine	(A) A 4 212
	1723948M1	1	Engine	(B) A 4 212
	1603035M1	1	Engine	(C) A 4 212
	1603469M1	1	Engine	(D) A 4 212
2	414108M2	1	Plug	
3	414531M1	1	Elbow	
4	418886M1	1	Hose	
5	391087X1	2	Clip	
6	390820X1	1	Plug	
7	826001M1	1	Washer	
8	418887M91	1	Support	(E)
	1603038M91	1	Support	(F)
9	353434X1	7	Lock Washer	
10	353538X1	7	Screw Unf	
11	414143M91	1	Bracket	Right Hand
12	353432X1	8	Lock Washer	
13	353560X1	8	Screw Unf	
14	418893M91	1	Bearer	Right Hand
15	413627M1	24	Bumper	
16	413628M1	24	Washer	
17	413629M1	10	Washer	
18	390913X1	4	Bolt	
19	390650X1	5	Washer Metric	
20	339054X1	10	Nut Metric	
21	390690X1	1	Bolt Metric	
22	418894M91	1	Bearer	
23	390982X1	2	Bolt	
24	339369X1	2	Lock Washer	
25	339054X1	2	Nut Metric	
26	414102M1	2	Dowel	
27	1440925X1	1	Bolt Metric	
28	339169X1	2	Nut Metric	
29	418897M1	1	Pulley	
30	353434X1	4	Lock Washer	
31	354261X1	4	Bolt Unc	

32	401642M1	1	Roller	
33	401643M1	1	Guide	
34	412194M91	1	Bracket	
35	390445X1	1	Pin	
36	418901M1	1	Ring	(E)
37	339291X1	2	Bolt Metric	(E)
	339011X1	2	Bolt Metric	(F)
38	339168X1	1	Bolt Metric	(E)
	339009X1	1	Bolt Metric	(F)
39	339374X1	3	Lock Washer	
40	339169X1	3	Nut Metric	
41	413637M1	1	Bracket	
42	403376M2	1	Spacer	
43	339337X1	1	Screw Metric	
44	339374X1	1	Lock Washer	
45	339169X1	1	Nut Metric	
46	339534X1	2	Washer Metric	
47	339376X1	2	Lock Washer	
48	339402X1	2	Nut Metric	
49	414134M1	2	Elbow	
50	338617X1	8	Hose Clip	
51	418240M1	1	Anglepiece	
52	390379X1	2	Bolt Metric	
53	339024X1	2	Washer Metric	
54	339374X1	2	Lock Washer	
55	339169X1	2	Nut Metric	
56	414136M1	1	Elbow	
57	414133M1	1	Tube	
58	414135M1	1	Elbow	
59	418249M1	1	Bearer	
60	418905M91	2	Bracket	
61	339139X1	2	Screw Metric	
62	339369X1	2	Lock Washer	
63	339064X1	2	Bearing Ball	
64	414139M1	1	Elbow	
65	419071M1	1	Filter	(G)
66	390045X1	1	Gasket	
67	404595M1	1	Bag	
68	339081X1	4	Screw Metric	
69	339376X1	4	Lock Washer	
70	339402X1	4	Nut Metric	
71	418907M91	1	Bracket	
72	339374X1	2	Lock Washer	
73	339123X1	2	Screw Metric	
74	609710M92	1	Shield	
75	339024X1	1	Washer Metric	

76	339374X1	1	Lock Washer
77	339169X1	1	Nut Metric
78	418912M91	1	Silencer
79	353434X1	1	Lock Washer
80	353540X1	1	Screw Unf
81	414379M1	1	Gasket
82	403573M1	1	Clip
83	339160X1	1	Screw
84	403568M1	1	Spring
85	403571M1	1	Trunnion
86	339375X1	1	Lock Washer
87	339030X1	1	Nut Metric
88	339076X1	2	Pin
89	403569M1	1	Spring
90	412325M1	1	Pin
91	413007M1	1	Pliers
92	339160X1	1	Screw
93	390469X1	1	Washer Metric
94	339851X1	1	Pin
95	731588M1	1	Spring
96	414101M1	1	Bracket
97	390362X1	2	Washer Metric
98	418879M91	1	Frame
99	339401X1	4	Screw Metric
100	339451X1	4	Screw Metric
101	339534X1	8	Washer Metric
102	339376X1	8	Lock Washer
103	339402X1	8	Nut Metric
104	390379X1	2	Bolt Metric
105	391166X1	2	Washer Metric
106	339374X1	2	Lock Washer
107	339169X1	2	Nut Metric
108		1	Radiator (H)
109	338618X1	2	Hose Clip
110	339123X1	1	Screw Metric
	339374X1	1	Lock Washer
	339169X1	1	Nut Metric
111	327132M1	2	Clip

(A)

Up to Serial or Engine Number 3722

(B)

3723 - C1118217

(C)

C18218 - M11149999

(D)

From Serial or Engine Number M11150000

(E)

Up to Serial or Engine Number C1118217

(F)

From Serial or Engine Number C1118218

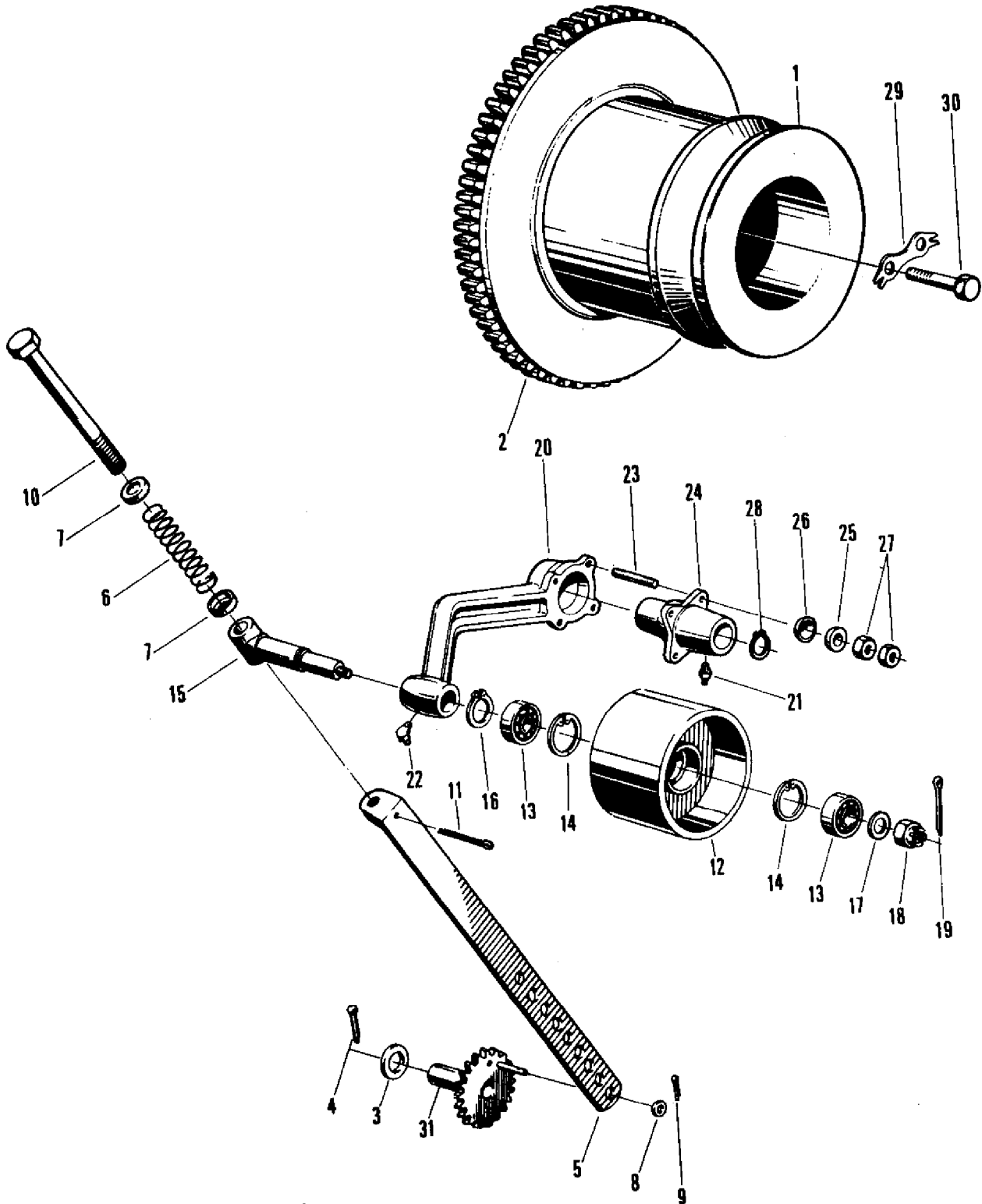
(G)

See Page/Reference Number 108

(H)

See Page/Reference Number 104

SORTIE DU MOTEUR
 MOTORABTRIEB
 PULLEY ENGINE OUTPUT



AGCO Corporation
Parts List Report

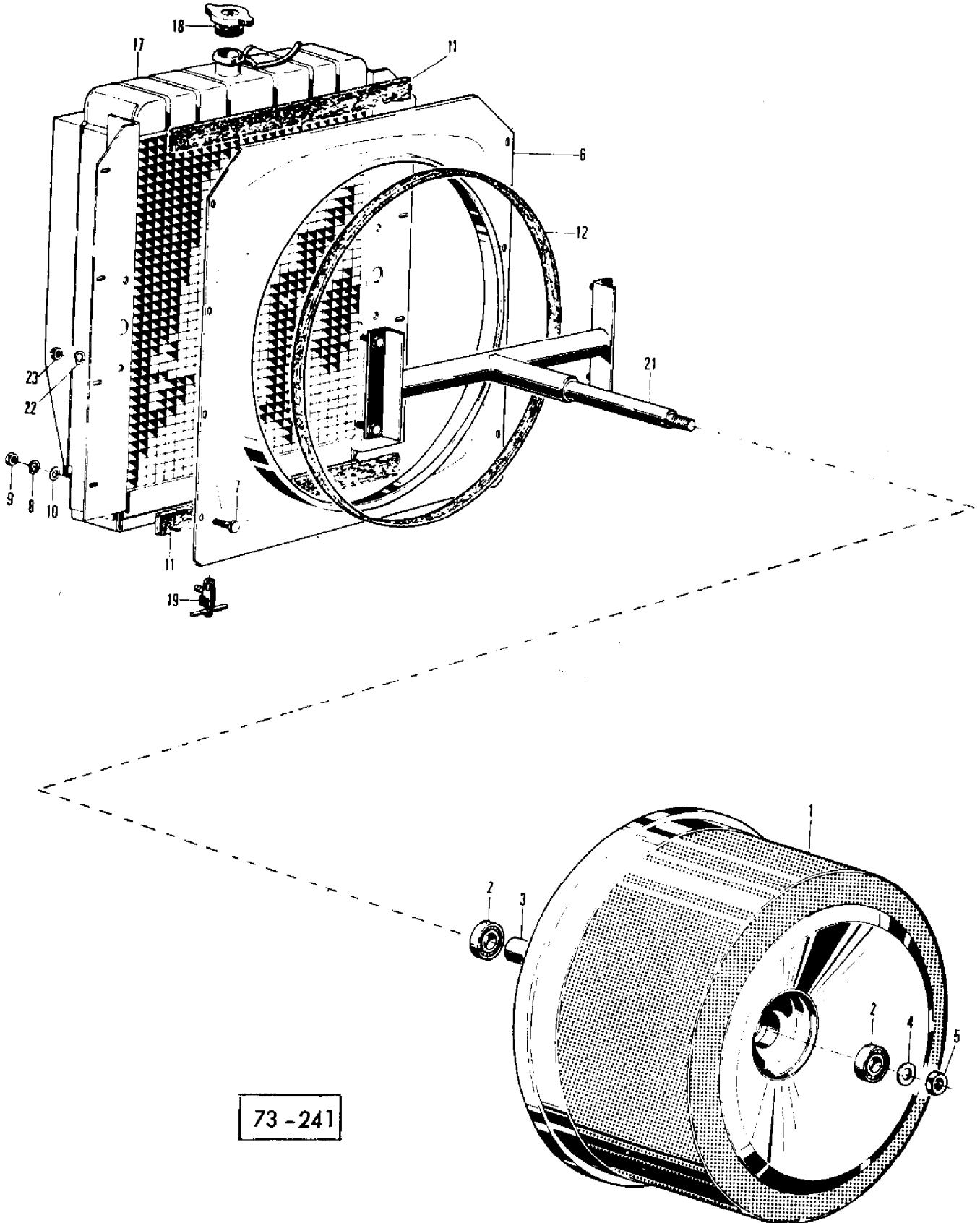
Massey Ferguson (Europe)

MF 186 COMBINE

Page 103 - PULLEY ENGINE OUTPUT

Item	Part Number	Qty	Part Description	Comments
1	418877M91	1	Pulley	
2	0410264	1	Ring	(A)
3	339794X1	1	Washer Metric	
4	390447X1	1	Pin	
5	418902M92	1	Rod	
6	416562M1	1	Spring	
7	416564M1	2	Plate	
8	339025X1	1	Washer Metric	
9	390446X1	1	Pin	
10	416565M1	1	Bolt	
11	391403X1	1	Pin	
12	418241M1	1	Pulley	
13	391107X1	2	Bearing Assy	
14	339199X1	2	Ring	
15	418255M1	1	Trunnion	
16	1440476X1	1	Circlip	
17	1440287X1	1	Washer Metric	
18	390759X1	1	Nut Metric	
19	339580X1	1	Pin	
20	418256M1	1	Lever	
21	339003X1	1	Greaser	
22	339004X1	1	Greaser	
23	391240X1	4	Stud	
24	418257M1	1	Bush	
25	1440927X1	4	Washer	
26	1440929X1	4	Washer	
27	339402X1	8	Nut Metric	
28	1440476X1	1	Circlip	
29	0921062	3	Tab Washer	(A)
30	0096835	6	Bolt	(A)
31	413623M91	1	Pinion	(A)
				PERKINS

PRISE D'AIR TOURNANTE - RADIATEUR
ROTIERENDER AUSAUGKORB UND KÜHLER
ROTATING AIR INTAKE AND RADIATOR



73 - 241

AGCO Corporation
Parts List Report

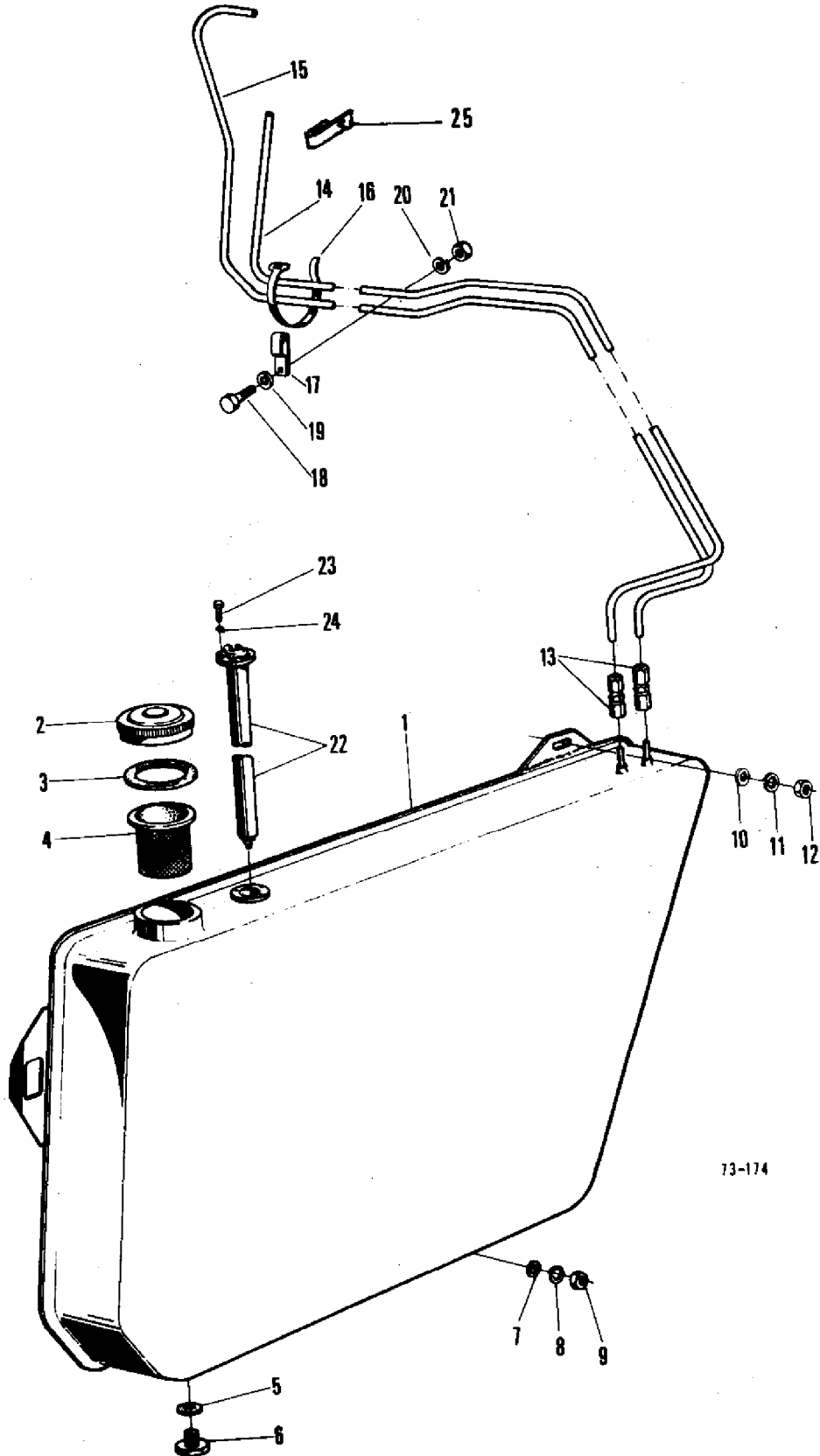
Massey Ferguson (Europe)

MF 186 COMBINE

Page 104 - ROTATING AIR INTAKE AND RADIATOR

Item	Part Number	Qty	Part Description	Comments
1	414985M91	1	Filter	
2	391057X1	2	Bearing Ball	
3	414999M1	1	Tube	
4	414996M1	1	Washer	
5	391237X1	1	Nut Metric	
6	414997M1	1	Shroud	
7	339123X1	8	Screw Metric	
8	339374X1	8	Lock Washer	
9	339169X1	8	Nut Metric	
10	339024X1	16	Washer Metric	
11	416328M1	2	Joint	
12	414998M1	1	Joint	
17	414979M2	1	Radiator	(A)
	418961M1	1	Radiator	(B)
18	411552M1	1	Cap	
19	391474X1	1	Cock	
21	416114M92	1	Axle	
22	339376X1	4	Lock Washer	
23	339402X1	4	Nut Metric	
				(A)
				STANDARD
				(B)
				TROPICS

RESERVOIR A CARBURANT ET TUYAUTERIES
KRAFTSTOFFBEHALTER UND LEITUNGEN
FUEL TANK AND FUEL LINES



73-174

AGCO Corporation
Parts List Report

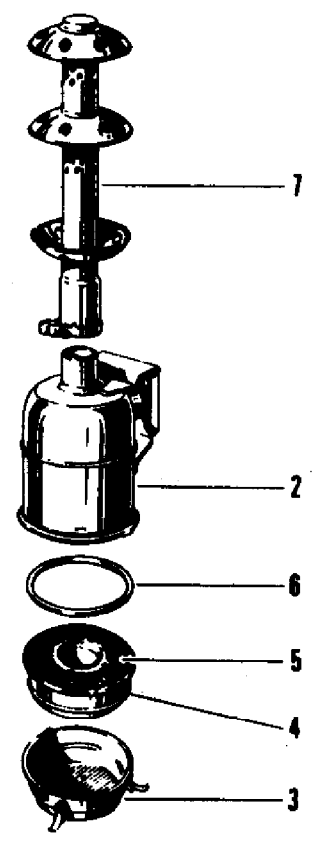
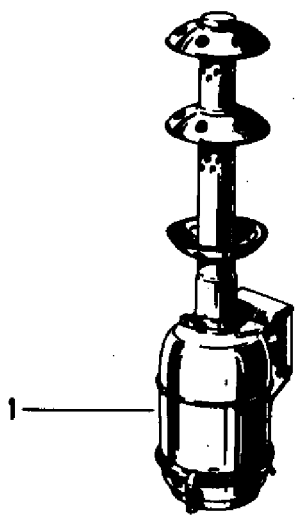
Massey Ferguson (Europe)

MF 186 COMBINE

Page 107 - FUEL TANK AND FUEL LINES

Item	Part Number	Qty	Part Description	Comments
1	418789M1	1	Tank	
2	322507M2	1	Cap	
3	1700180M1	1	Gasket	
4	411674M1	1	Fuel Filter	
5	390839X1	1	Washer	
6	339687X1	1	Plug	
7	391166X1	2	Washer Metric	
8	339374X1	2	Lock Washer	
9	339169X1	2	Nut Metric	
10	339534X1	1	Washer Metric	
11	339376X1	1	Lock Washer	
12	339402X1	1	Nut Metric	
13	413911M1	2	Connection	
	1722651M1	2	Olive	
14	418800M1	1	Pipe	(A)
	1603350M91	1	Pipe	(B)
15	418801M1	1	Pipe	(A)
	1603339M91	1	Tube	(B)
16	403211M1	1	Clamp	
17	619091M1	1	Strap	(A)
	405203M1	1	Clip	(B)
18	339123X1	1	Screw Metric	
19	339024X1	1	Washer Metric	
20	339374X1	1	Lock Washer	
21	339169X1	1	Nut Metric	
22	418792M1	1	Gauge	(C)
	916159M1	1	Gauge	(D)
	189605M2	1	Gasket	(D)
23	339721X1	5	Screw Metric	
24	339381X1	5	Lock Washer	
25	623605M1	1	Clip	
				(A) Up to Serial or Engine Number C1118104
				(B) From Serial or Engine Number C1118105
				(C) Up to Serial or Engine Number 1128999
				(D) From Serial or Engine Number 1129001

FILTRE A AIR
OLBADLUFTFILTER
AIR FILTER



72-308

AGCO Corporation
Parts List Report

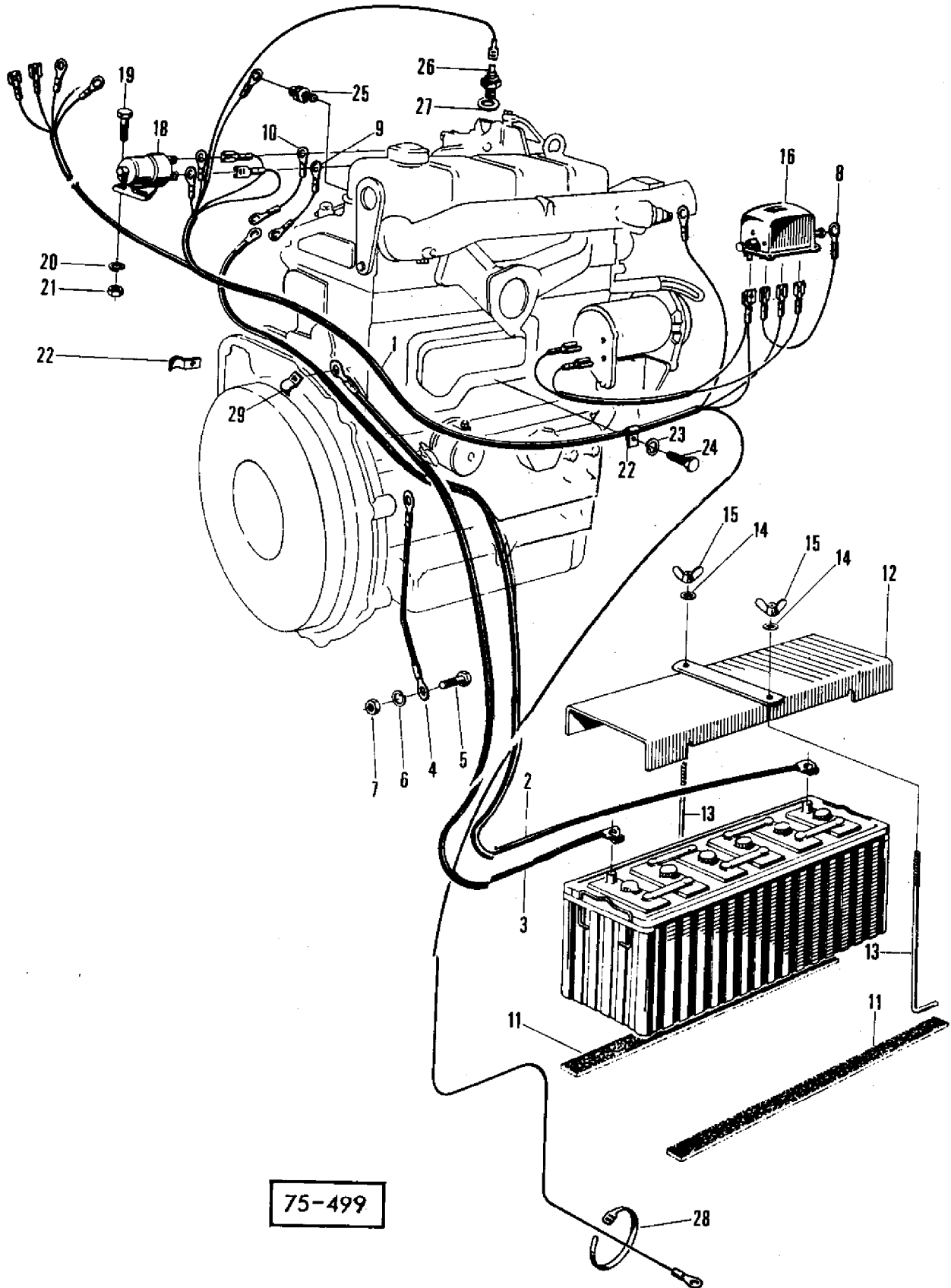
Massey Ferguson (Europe)

MF 186 COMBINE

Page 108 - AIR FILTER-DRY ELEMENT

Item	Part Number	Qty	Part Description	Comments
1	419071M1	1	Filter	(A, B)
2		1		Not Serviced, Order 1 (A, B)
3	1700468M1	1	Container	(A)
	1701059M1	1	Container	(B)
4	1700469M1	1	Element	(A)
	1701060M1	1	Element	(B)
5		1		Not Serviced, Order 4 (A, B)
6	1700471M1	1	Joint	(A)
	1701061M1	1	Gasket	(B)
7	1700951M1	1	Pipe	(A, B) (A) MANN HUMMEL (B)

EQUIPEMENT ELECTRIQUE
ELEKTRISCHE ANLAGE
ELECTRICAL EQUIPMENT



75-499

AGCO Corporation
Parts List Report

Massey Ferguson (Europe)
MF 186 COMBINE
Page 111 - ELECTRICAL EQUIPMENT

Item	Part Number	Qty	Part Description	Comments
1	418728M1	1	Harness	(D)
	1603039M1	1	Harness	(E)
	1603040M1	1	Harness	(E)
2	403084M3	1	Cable	(A)
	1723929M1	1	Cable	(B)
3	403085M3	1	Cable	(A)
	1723930M1	1	Cable	(B)
4	418940M1	1	Cable	
5	339124X1	1	Screw Metric	
6	339374X1	1	Lock Washer	
7	339169X1	1	Nut Metric	
8	414173M1	1	Cable	
9	414544M1	1	Cable	(D)
10	414543M1	1	Cable	(D)
11	413716M1	2	Band	
12	413710M91	1	Cover	
13	404948M1	2	Bolt	
	1723834M1	2	Stem	(C)
14	339588X1	2	Washer	
15	339722X1	2	Nut	
16	1700950M1	1	Regulator	(A)
18	414174M1	1	Switch	
19	339721X1	2	Screw Metric	(D)
20	339381X1	2	Lock Washer	(D)
21	339029X1	2	Nut	(D)
22	403152M1	2	Clip	
23	339374X1	1	Lock Washer	
24	353516X1	1	Screw Unf	
25	403065M1	1	Switch	(D)
	916706M1	1	Switch	(E)
26	418730M1	1	Thermometer	(D)
	963418M1	1	Thermometer	(E)
27	1440997X1	1	Ring	
28	405912M1	2	Clamp	
29	327289M2	1	Strap	

(A)
Up to Serial or Engine Number 3722
(B)
From Serial or Engine Number 3723

(C)

FOR FRANCE ONLY

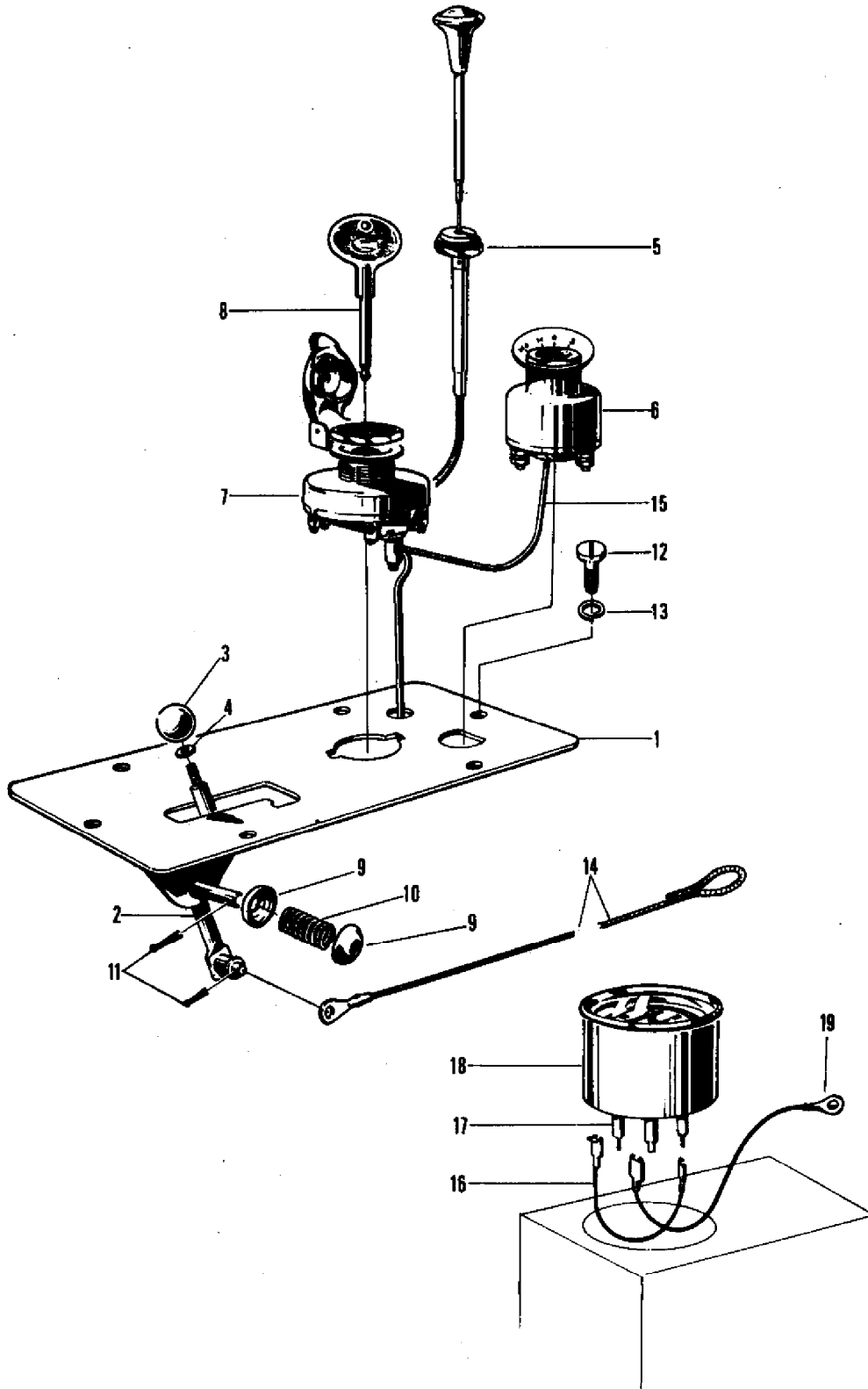
(D)

Up to Serial or Engine Number C1128299

(E)

From Serial or Engine Number C1128301

TABLEAU DE BORD
SCHALTBRETT
INSTRUMENT PANEL

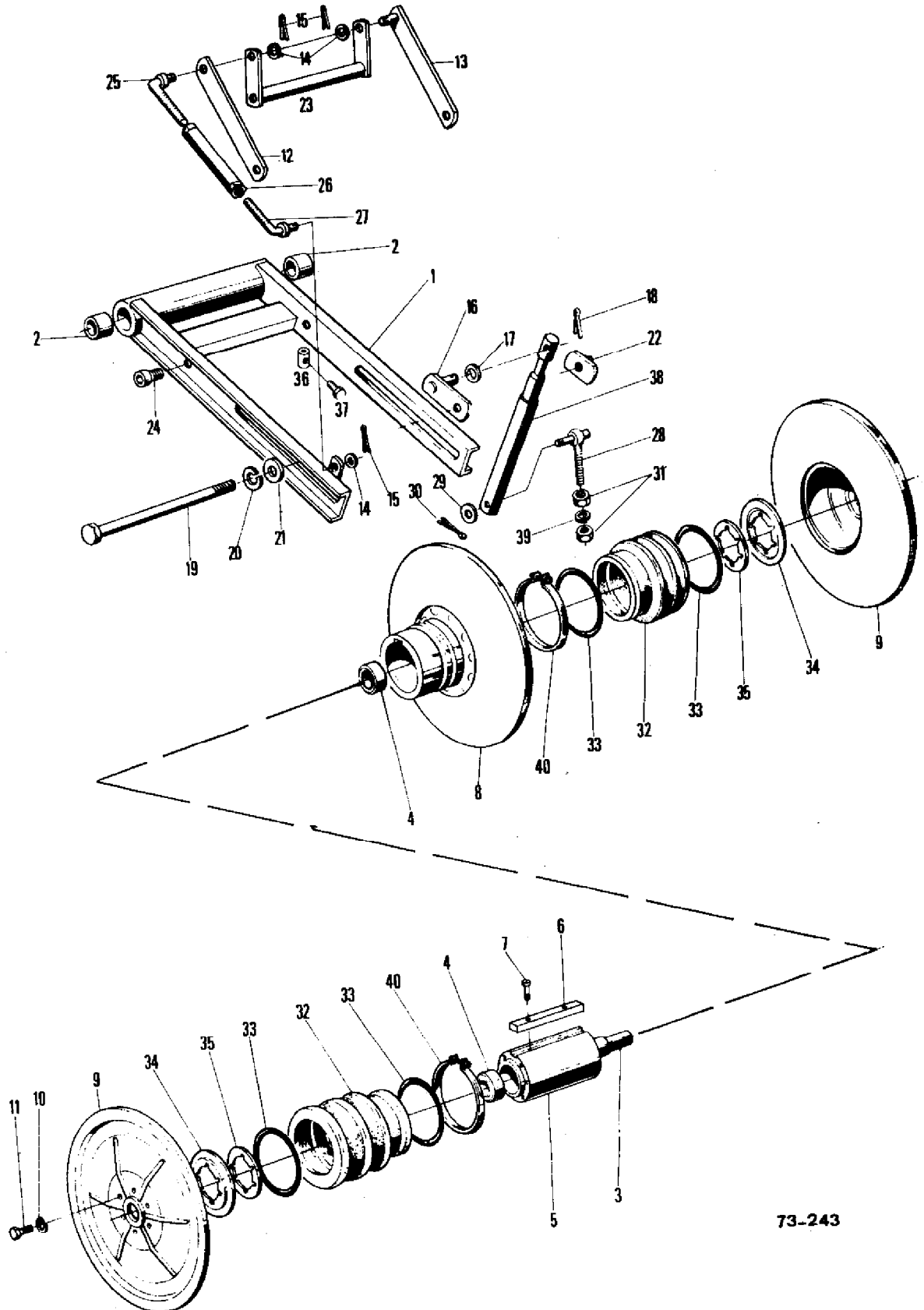


AGCO Corporation
Parts List Report

Massey Ferguson (Europe)
MF 186 COMBINE
Page 112 - INSTRUMENT PANEL

Item	Part Number	Qty	Part Description	Comments
1	621958M91	1	Instrument Panel	
2	609763M91	1	Lever	
3	339426X1	1	Knob	
4	339375X1	1	Lock Washer	
5	917292M1	1	Cable	
6	417402M1	1	Switch	
7	621088M1	1	Box	
8	1700112M1	1	Key Door	
9	401888M1	2	Washer	
10	402373M1	1	Spring	
11	339087X1	2	Pin	
12	339359X1	6	Screw Metric	
13	339375X1	6	Lock Washer	
14	418796M91	1	Cable	
15	410410M1	4	Cable	
16	418729M1	4	Cable	
17	403704M1	4	Bulb 12v 2w	
18	418690M1	1	Instrument	(A)
	1723378M1	1	Instrument	(B)
	916157M1	1	Instrument	(C)
	908597M1	2	Bulb	
19	418960M1	1	Cable	(D)
				(A)
				Up to Serial or Engine Number 3722
				(B)
				3723 - C1128299
				(C)
				From Serial or Engine Number C1128301
				(D)
				FRANCE ONLY.

VARIATEUR DE VITESSE
FAHRERSTEILTRIEB
TRACTION DRIVE



AGCO Corporation
Parts List Report

Massey Ferguson (Europe)
MF 186 COMBINE
Page 115 - TRACTION DRIVE

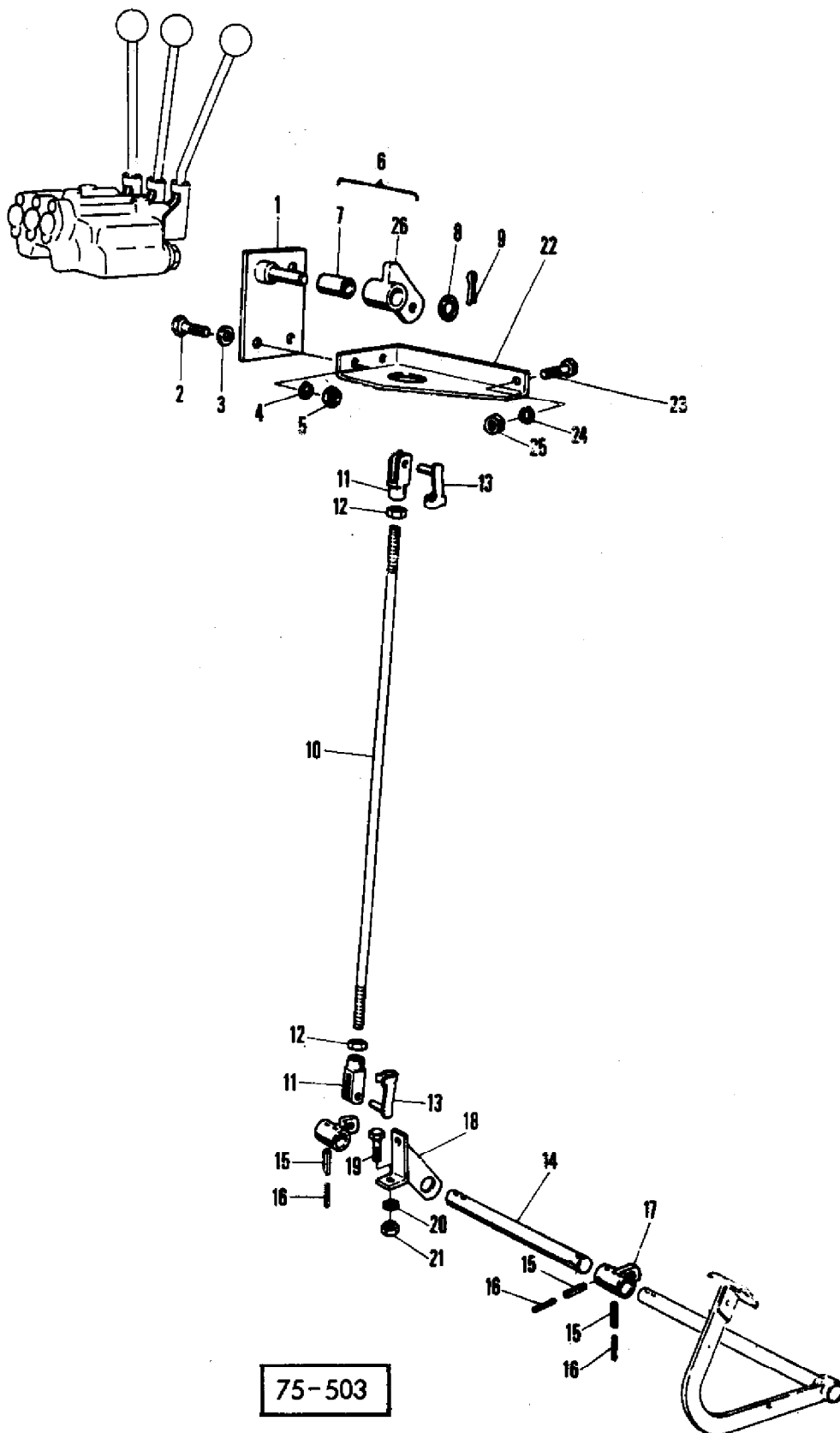
Item	Part Number	Qty	Part Description	Comments
1	417978M91	1	Arm	
	417979M91	1	Arm	
2	417984M1	2	Bush	
3	417985M1	1	Axle	
4	1440496X1	2	Bearing Ball	
5	417986M1	1	Bush	
6	609891M1	1	Key Door	
7	1442057X1	2	Screw Metric	
8	417988M91	1	Pulley	
9	417991M91	2	Pulley	
10	621823M2	12	Washer	
1	621985M1	12	Bolt	
12	404804M1	1	Plate	
13	417996M91	1	Plate	
14	390187X1	3	Washer Metric	
15	339076X1	3	Pin	
16	417997M91	1	Plate	
17	339027X1	2	Washer Metric	
18	391405X1	1	Pin	
19	418000M1	1	Bolt	
20	339378X1	1	Lock Washer	
21	339057X1	1	Pin	
22	418001M91	1	Nut	
23	418003M91	1	Axle	
24	391110X1	2	Screw Metric	
25	404834M91	1	Bolt	
26	404837M91	1	Tumbuckle	
27	404828M91	1	Bolt	
28	418005M91	1	Bolt	
29	339027X1	1	Washer Metric	
30	391405X1	1	Pin	
31	339035X1	2	Nut Metric	
32	621821M1	2	Gaiter	
33	621986M1	4	Ring	
34	621822M2	2	Flange	
35	418011M1	2	Gasket	
36	413007M1	1	Pliers	
37	339160X1	1	Screw	
38	1748000M93	1	Ram	(A)

39	339378X1	1	Lock Washer
40	1441180X1	2	Clamp

(A)

See Page/Reference Number 171

COMMANDE MECANIQUE (VARIATEUR DE VITESSE)
MECHANISCHE RUCKSTEUERUNG (FAHRUERSTELLTRIEB)
MECHANICAL DRIVE (VARIATOR)



AGCO Corporation
Parts List Report

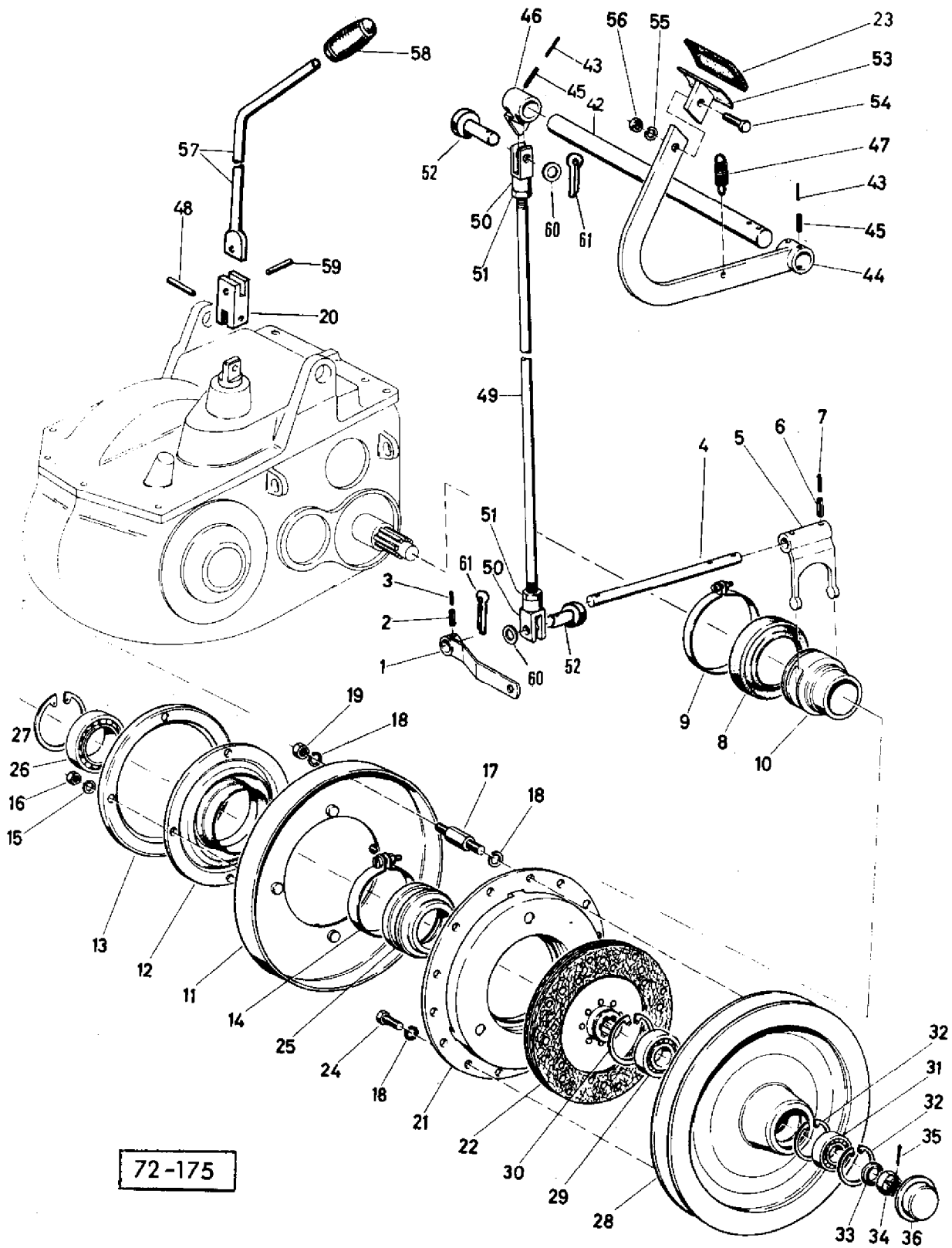
Massey Ferguson (Europe)

MF 186 COMBINE

Page 116 - MECHANICAL DRIVE (VARIATOR)

Item	Part Number	Qty	Part Description	Comments
1	1724480M91	1	Plate	
2	339123X1	3	Screw Metric	
3	391166X1	3	Washer Metric	
4	339374X1	3	Lock Washer	
5	339169X1	3	Nut Metric	
6	1724483M91	1	Lever	
7	1721067M1	1	Bush	
8	390624X1	1	Washer Metric	
9	391405X1	1	Pin	
10	1724487M1	1	Rod	
11	390094X1	2	Clevis	
12	339402X1	2	Nut Metric	
13	391373X1	2	Pin	
14	1724488M2	1	Shaft	
15	339052X1	6	Strip	
16	339174X1	6	Pin	
17	1724489M92	1	Lever	
18	418633M91	1	Support	
19	339081X1	2	Screw Metric	
20	339376X1	2	Lock Washer	
21	339402X1	2	Nut Metric	
22	1724516M1	1	Stiffener	
23	339124X1	1	Screw Metric	
24	339374X1	1	Lock Washer	
25	339169X1	1	Nut Metric	
26	1724484M91	1	Lever	

EMBAYAGE
KUPPLUNG
CLUTCH



72-175

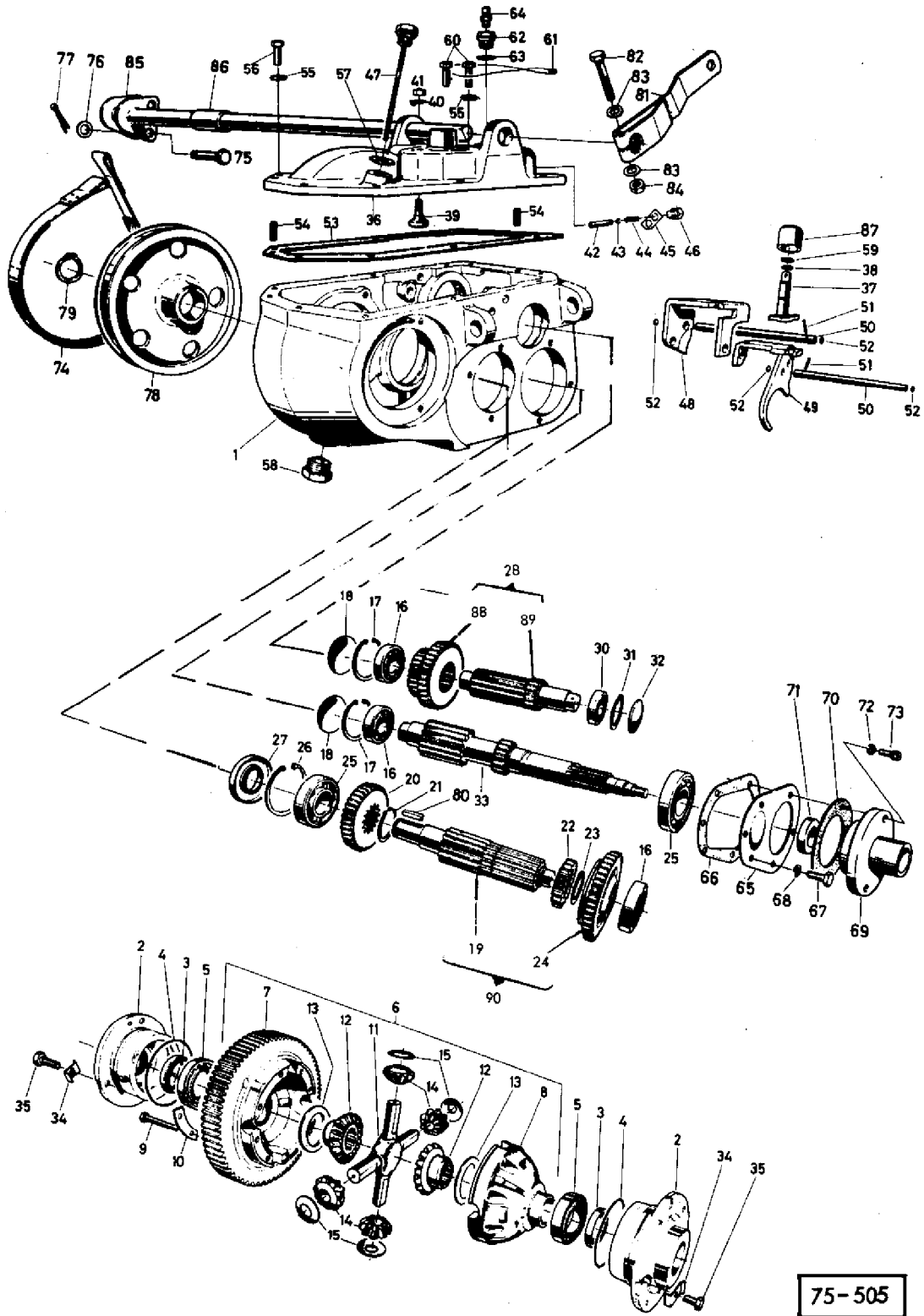
AGCO Corporation
Parts List Report

Massey Ferguson (Europe)
MF 186 COMBINE
Page 119 - CLUTCH

Item	Part Number	Qty	Part Description	Comments
1	418129M91	1	Lever	
2	339390X1	1	Pin	
3	339541X1	1	Peg	
4	415840M1	1	Shaft	
5	415294M91	1	Fork	
6	339071X1	2	Pin	
7	339664X1	2	Pin	
8	415270M1	1	Gaiter	
9	391147X1	1	Clip	
10	415271M91	1	Bush	
11	415274M91	1	Housing	
12	415276M1	1	Gaiter	
13	416847M1	1	Retainer	
14	391146X1	1	Clip	
15	339375X1	4	Lock Washer	
16	339030X1	4	Nut Metric	
17	415281M1	3	Distance Piece	
18	339374X1	15	Lock Washer	
19	339169X1	3	Nut Metric	
20	417033M1	1	Block	
21	415279M1	1	Plate	
22	415280M1	1	Disc	
23	401741M1	1	Cap	
24	339123X1	9	Screw Metric	
25	415282M1	1	Coupler	
26	391145X1	1	Bearing Ball	
27	339606X1	1	Circlip	
28	418125M1	1	Pulley	
29	391361X1	1	Bearing Ball	
30	1440479X1	1	Circlip	
31	391360X1	1	Bearing Ball	
32	339126X1	2	Circlip	
33	415284M1	1	Washer	
34	339075X1	1	Nut Metric	
35	339058X1	1	Pin	
36	414089M1	1	Cap	
42	418636M1	1	Shaft	
43	339174X1	4	Pin	
44	417098M91	1	Lever	

45	339052X1	4	Strip
46	418641M91	1	Lever
47	417134M2	1	Spring
48	339080X1	1	Roll Pin
49	609774M1	1	Rod
50	390094X1	2	Clevis
51	339402X1	2	Nut Metric
52	391257X1	2	Pin
53	401946M91	1	Pedal
54	339451X1	1	Screw Metric
55	339376X1	1	Lock Washer
56	339402X1	1	Nut Metric
57	418630M1	1	Rod
58	403262M1	1	Handle
59	339080X1	1	Roll Pin
60	339503X1	2	Washer Metric
61	1441482X1	2	Pin

BOITE DE VITESSE
GEIRIEBE
TRANSMISSION



75-505

AGCO Corporation
Parts List Report

Massey Ferguson (Europe)
MF 186 COMBINE
Page 120 - TRANSMISSION

Item	Part Number	Qty	Part Description	Comments
	905303M91	1	Transmission	
1	417844M1	1	Housing	
2	416764M1	2	Housing	
3	1441464X1	2	Seal	
4	416766M1	2	Seal	
5	391162X1	2	Bearing Ball	
6	417857M91	1	Differential	
7	417858M91	1	Housing	
8		1		Not Serviced, Order 7
9	339291X1	8	Bolt Metric	
10	417586M1	4	Plate	
11	417582M1	1	Cross Link	
12	416773M1	2	Pinion	Number of Teeth/Splines: 16
13	415963M1	2	Washer	
14	417584M91	4	Pinion	
15	417587M1	4	Washer	
16	1440508X1	3	Bearing Ball	
17	1440480X1	2	Circlip	
18	390237X1	2	Plug	
19	412060M2	1	Shaft	
20	412058M1	1	Gear	
21	390232X1	1	Circlip	
22	412059M1	1	Gear	
23	390233X1	1	Circlip	
24	412057M1	1	Gear	
25	1440511X1	2	Bearing Assy	
26	1440516X1	1	Circlip	
27	390242X1	1	Seal	
28	419137M91	1	Gear	
30	1440494X1	1	Bearing Ball	
31	1440479X1	1	Circlip	
32	390238X1	1	Plug	
33	415835M1	1	Shaft	
34	414607M1	6	Plate	
35	353690X1	6	Screw Unc	
36	417845M1	1	Cover	
37	416783M91	1	Selector	(A)
	609951M91	1	Fork	(B)
38	390235X1	1	Ring	

39	404252M1	1	Stop	
40	613407M1	1	Brake	
41	353916X1	1	Nut Unf	
42	418536M1	2	Pin	
43	390236X1	2	Ring	
44	418535M1	2	Spring	
45	405367M1	1	Plate	
46	418534M1	2	Bolt	
47	416831M91	1	Dipstick	
48	414655M1	1	Fork	
49	414652M91	1	Fork	
50	413435M1	2	Ram	
51	390244X1	2	Roll Pin	
52	390239X1	4	Plug	
53	613409M1	1	Gasket	
54	391416X1	2	Pin	
55	22764X	9	Lock Washer	
56	353691X1	7	Screw Unc	
57	390688X1	1	Seal	
58	417856M1	1	Plug	
59	1440475X1	1	Circlip	(A)
	1442473X1	1	Ring	
60	405090M1	2	Bolt	
61	405089M1	1	Wire	
62	416830M1	1	Plug	
63	391358X1	2	Washer	
64	190729M91	1	Breather	
65	415836M1	1	Cover	
66	415837M1	1	Joint	
67	339228X1	3	Screw Metric	
68	339374X1	3	Lock Washer	
69	415838M1	1	Flange	
70	415839M1	1	Joint	
71	415269M1	1	Seal	(C)
	1441823X1	1	Seal	(C)
72	339374X1	3	Lock Washer	
73	390174X1	3	Bolt	
74	412493M91	1	Band	
75	339154X1	2	Pin	
76	339763X1	2	Washer	
77	339076X1	2	Pin	
78	401024M1	1	Disc	
79	339469X1	1	Segment	
80	339460X1	1	Key Parallel	
81	418126M1	1	Lever	
82	339403X1	1	Screw	

83	339026X1	2	Washer Metric
84	339054X1	1	Nut Metric
85	418127M91	1	Shaft
86	417546M1	1	Spacer
87	414597M91	1	Bush
	609953M91	1	Bush
88	417847M1	1	Gear
89	417848M1	1	Shaft
90	1604159M91	1	Pinion

(A)

(B)

(A)

Up to Serial or Engine Number

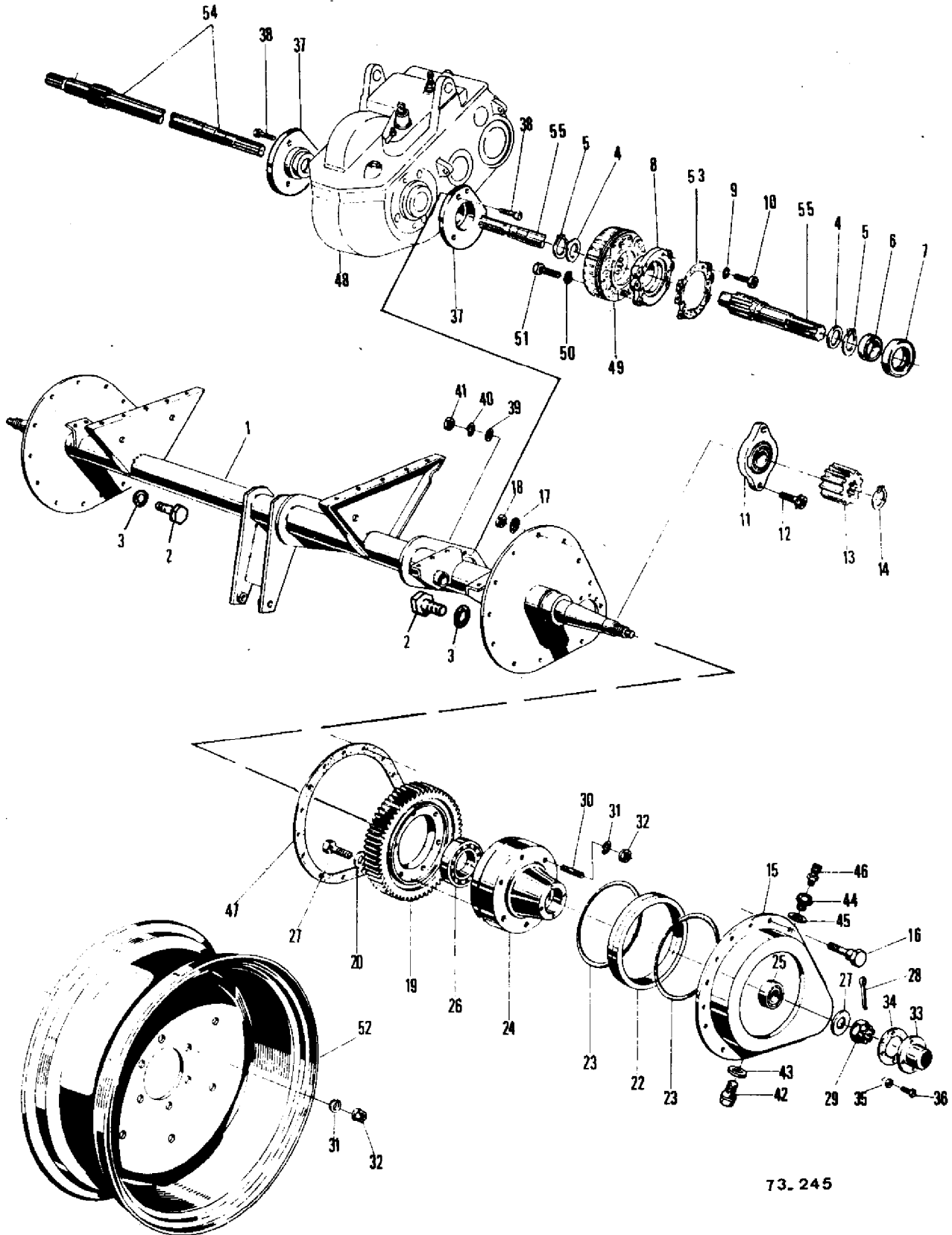
(B)

From Serial or Engine Number

(C)

ALTERNATIVE

PCNT AVANT
VORDERACHSE
FRONT AXLE



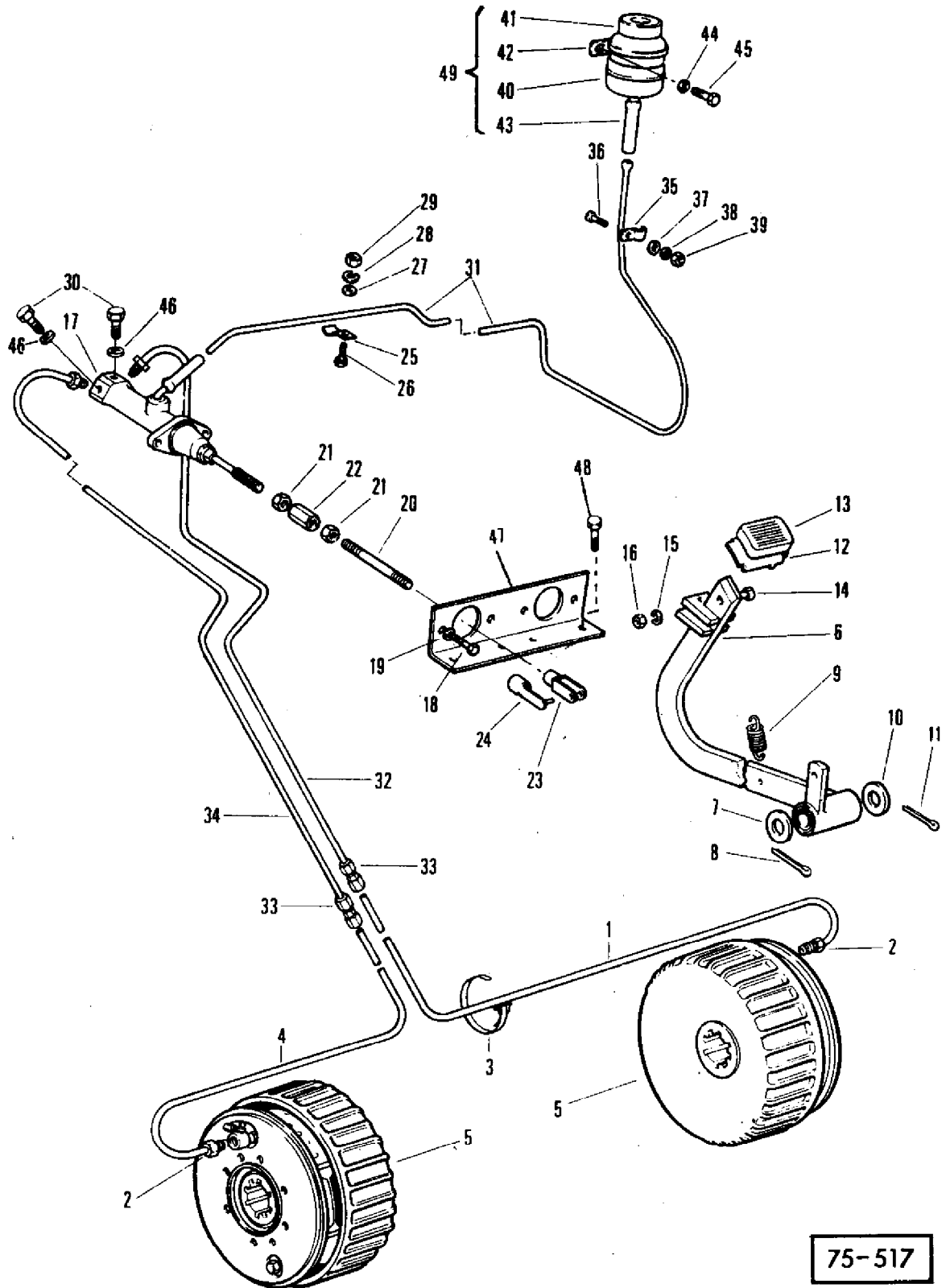
AGCO Corporation
Parts List Report

Massey Ferguson (Europe)
MF 186 COMBINE
Page 124 - FRONT AXLE

Item	Part Number	Qty	Part Description	Comments
1	418105M92	1	Axle	
2	1441535X1	2	Plug	
3	391312X1	2	Gasket	
4	417128M1	4	Washer	
5	1440478X1	4	Circlip	
6	416944M1	2	Spacer	
7	417213M1	2	Bush	
8	418134M1	2	Housing	(A)
	418788M1	2	Bearing Carrier	(B)
9	1440990X1	12	Washer	
10	1442210X1	12	Bolt Metric	
11	418135M1	2	Housing	
12	391369X1	4	Bolt Metric	
13	416949M1	2	Pinion	Number of Teeth/Splines: 12
14	390948X1	2	Circlip	
15	418136M91	2	Housing	(C)
	1725302M91	2	Housing	(D)
16	339666X1	28	Screw Metric	(C)
	339804X1	28	Screw Metric	(D)
17	390262X1	28	Washer	(C)
18	339030X1	28	Nut Metric	(C)
	1441462X1	28	Locknut	(D)
19	416955M1	2	Gear	Number of Teeth/Splines: 63
20	390764X1	12	Washer Metric	
21	339442X1	12	Bolt Metric	
22	416954M1	2	Joint	
23	1701153M1	4	Washer	
24	1724689M2	2	Hub	
25	339440X1	2	Bearing	
26	339439X1	2	Bearing	
27	391309X1	2	Washer Metric	
28	339040X1	2	Pin	
29	390761X1	2	Nut Metric	
30	390851X1	12	Stud	
31	339448X1	12	Washer	
32	339447X1	12	Nut Metric	
33	1724692M1	2	Cap	
34	1724691M1	2	Gasket	
35	339374X1	8	Lock Washer	

36	339761X1	8	Screw Metric	
37	403185M1	2	Retainer	
38	339337X1	6	Screw Metric	
39	339817X1	6	Washer Metric	
40	339374X1	6	Lock Washer	
41	339169X1	6	Nut Metric	
42	339494X1	2	Plug	
43	390202X1	2	Seal	
44	416956M1	2	Plug	
45	390202X1	2	Seal	
46	190729M91	2	Breather	
47	418139M1	2	Joint	(C)
	1724286M1	2	Gasket	(D)
48		1	Transmission	(F)
49		2	Brake	(G)
50	1440990X1	12	Washer	(A)
51	1441701X1	12	Screw Metric	(A)
	1441000X1	16	Screw Metric	(B)
	339374X1	16	Lock Washer	(B)
52	413289M1	2	Rim	11 - 28
	413797M1	2	Wheel	13 - 26
	413286M2	2	Wheel	20 - 20
53	1725304M1	2	Joint	(E)
54	418123M1	1	Shaft	Right Hand
55	418131M1	1	Shaft	Left Hand
				(A)
				SINGLE WHEEL BRAKE
				(B)
				STANDARD BRAKE
				(C)
				Up to Serial or Engine Number 4935
				(D)
				From Serial or Engine Number 4936
				(E)
				From Serial or Engine Number 4739
				(F)
				See Page/Reference Number 120
				(G)
				See Page/Reference Number 127

COMMANDE DE FREIN }
BREMSBETÄTIGUNG } STANDARD
BRAKE OPERATING }



75-517

AGCO Corporation
Parts List Report

Massey Ferguson (Europe)

MF 186 COMBINE

Page 127 - BRAKE OPERATING - STANDARD

Item	Part Number	Qty	Part Description	Comments
				STANDARD
1	412500M1	1	Tube	(B) Right Hand
	916672M1	1	Brake	(C) Right Hand
2	390835X1	2	Bolt	
3	410403M1	4	Band	
4	412499M1	1	Tube	(B) Left Hand
	916660M91	1	Tube	(C) Left Hand
5	414506M1	2	Brake	(A)
	412498M1	2	Brake	(A)
6	418637M91	1	Lever	
7	391393X1	1	Washer Metric	
8	391428X1	1	Pin	
9	417134M2	1	Spring	
10	391393X1	1	Washer Metric	
11	391428X1	1	Pin	
12	417040M91	1	Pedal	
13	401741M1	1	Cap	
14	339451X1	1	Screw Metric	
15	339376X1	1	Lock Washer	
16	339402X1	1	Nut Metric	
17	418644M1	1	Cylinder	(D)
18	339123X1	2	Screw Metric	
19	339374X1	2	Lock Washer	
20	391240X1	1	Stud	
21	339433X1	2	Nut Metric	
22	418645M1	1	Spacer	
23	390094X1	1	Clevis	
24	391373X1	1	Pin	
25	405203M1	1	Clip	
26	339123X1	1	Screw Metric	
27	391166X1	1	Washer Metric	
28	339374X1	1	Lock Washer	
29	339169X1	1	Nut Metric	
30	1440994X1	2	Plug	
31	418648M1	1	Tube	

32	418650M1	1	Tube	(B)
	1603428M91	1	Tube	(C)
33	390835X1	2	Bolt	
34	418649M1	1	Tube	(B)
	1603430M91	1	Tube	(C)
35	405203M1	1	Clip	
36	339043X1	1	Screw Metric	
37	391166X1	1	Washer Metric	
38	339374X1	1	Lock Washer	
39	339169X1	1	Nut Metric	
40		1		Not Serviced, Order 49
41	1701394M91	1	Plug	
	1701396M1	1	Gasket	
42	1701395M1	1	Clamp	
43	1701393M1	1	Hose	
44	339375X1	2	Lock Washer	
45	339359X1	2	Screw Metric	
46	1440993X1	2	Seal	
47	417073M1	1	Reinforcement	
48	339124X1	3	Screw Metric	
	339374X1	3	Lock Washer	
	339169X1	3	Nut Metric	
49	418646M1	1	Container	

(A)

ALTERNATIVE

(B)

Up to Serial or Engine Number C1118116

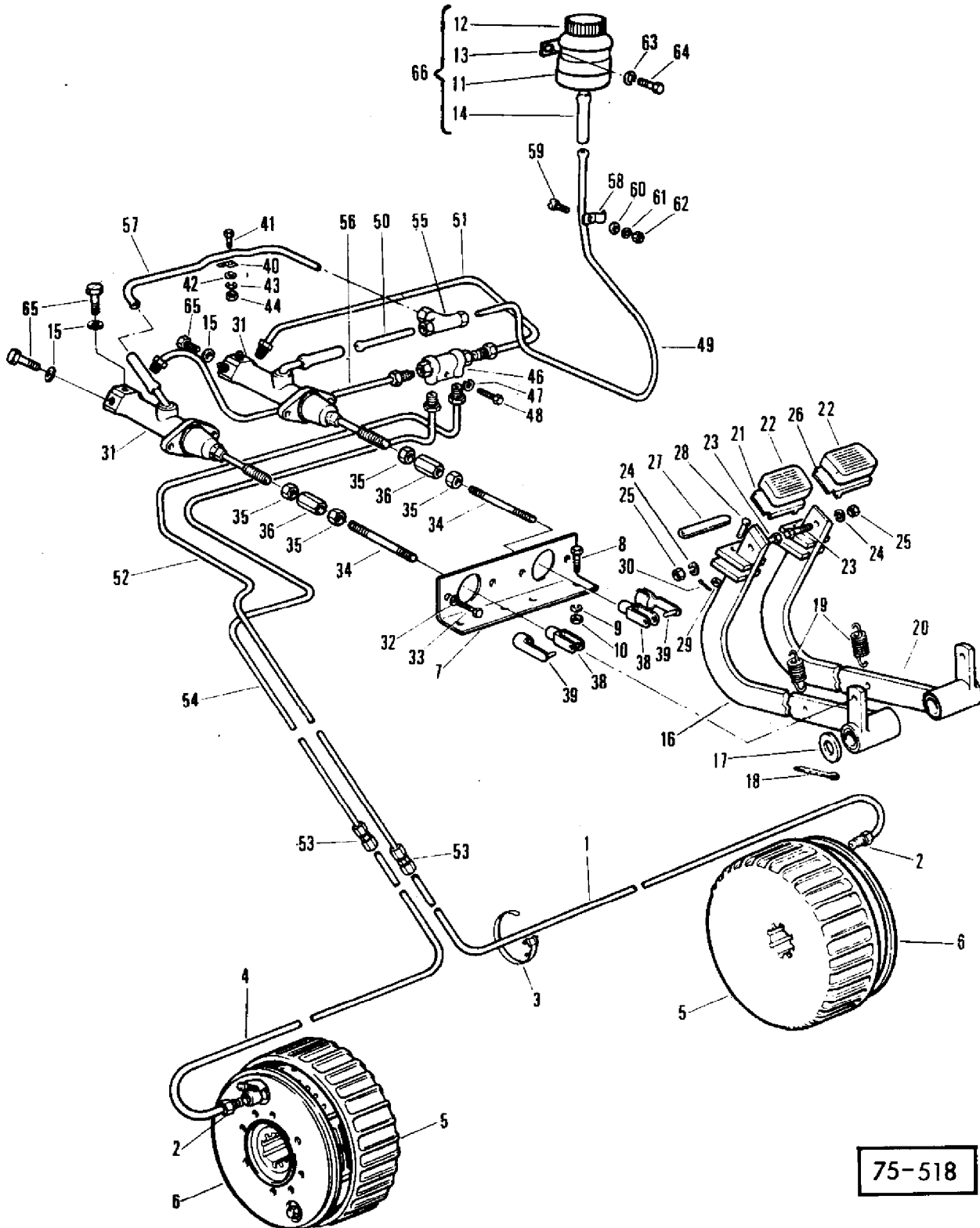
(C)

From Serial or Engine Number C1118117

(D)

See Page/Reference Number 140

COMMANDE DE FREIN (ROUE INDIVIDUELLE)
BREMSBETÄTIGUNG (EINZELRAD)
BRAKE OPERATING (SINGLE WHEEL)



75-518

AGCO Corporation
Parts List Report

Massey Ferguson (Europe)

MF 186 COMBINE

Page 128 - BRAKE OPERATING (SINGLE WHEEL) - SINGLE WHEEL BRAKE

Item	Part Number	Qty	Part Description	Comments
				SINGLE WHEEL BRAKE
1	412500M1	1	Tube	(B) Right Hand
	916672M1	1	Brake	(C) Right Hand
2	390835X1	2	Bolt	
3	410403M1	4	Band	
	412502M1	4	Clamp	
4	412499M1	1	Tube	(B) Left Hand
	916660M91	1	Tube	(C) Left Hand
5	418132M1	2	Drum	
6	418133M1	2	Brake	(A)
	1720018M1	2	Brake	(A)
7	417073M1	1	Reinforcement	
8	339124X1	3	Screw Metric	
9	339374X1	3	Lock Washer	
10	339169X1	3	Nut Metric	
11		1		Not Serviced, Order 66
12	1701394M91	1	Plug	
	1701396M1	1	Gasket	
13	1701395M1	1	Clamp	
14	1701393M1	1	Hose	
15	1440993X1	6	Seal	
16	418637M91	1	Lever	Left Hand
17	391393X1	1	Washer Metric	
18	391428X1	1	Pin	
19	417134M2	2	Spring	
20	418640M91	1	Lever	Right Hand
21	417040M91	1	Pedal	
22	401741M1	2	Cap	
23	339451X1	2	Screw Metric	
24	339376X1	2	Lock Washer	
25	339402X1	2	Nut Metric	
26	417039M91	1	Pedal	
27	417069M1	1	Lever	
28	391257X1	1	Pin	
29	326275X1	1	Washer	

30	390739X1	1	Pin	
31	418644M1	2	Cylinder	(D)
32	339374X1	4	Lock Washer	
33	339123X1	4	Screw Metric	
34	391240X1	2	Stud	
35	339433X1	4	Nut Metric	
36	418645M1	2	Spacer	
38	390094X1	2	Clevis	
39	391373X1	2	Pin	
40	405203M1	1	Clip	
41	339123X1	1	Screw Metric	
42	391166X1	1	Washer Metric	
43	339374X1	1	Lock Washer	
44	339169X1	1	Nut Metric	
46	417860M1	1	Pressure Valve	
47	339374X1	1	Lock Washer	
48	339228X1	1	Screw Metric	
49	418651M1	1	Tube	
50	418652M1	1	Tube	
51	418653M1	1	Pipe	
52	418654M1	1	Pipe	(B)
	1603421M91	1	Pipe	(C)
53	390813X1	2	Connection	
54	418655M1	1	Pipe	(B)
	1603426M91	1	Tube	(C)
55	1440995X1	1	Connection	
56	418656M1	1	Pipe	
57	418657M1	1	Tube	
58	405203M1	1	Clip	
59	339043X1	1	Screw Metric	
60	391166X1	1	Washer Metric	
61	339374X1	1	Lock Washer	
62	339169X1	1	Nut Metric	
63	339375X1	2	Lock Washer	
64	339359X1	2	Screw Metric	
65	1440994X1	1	Plug	

(A)

ALTERNATIVE

(B)

Up to Serial or Engine Number C1118116

(C)

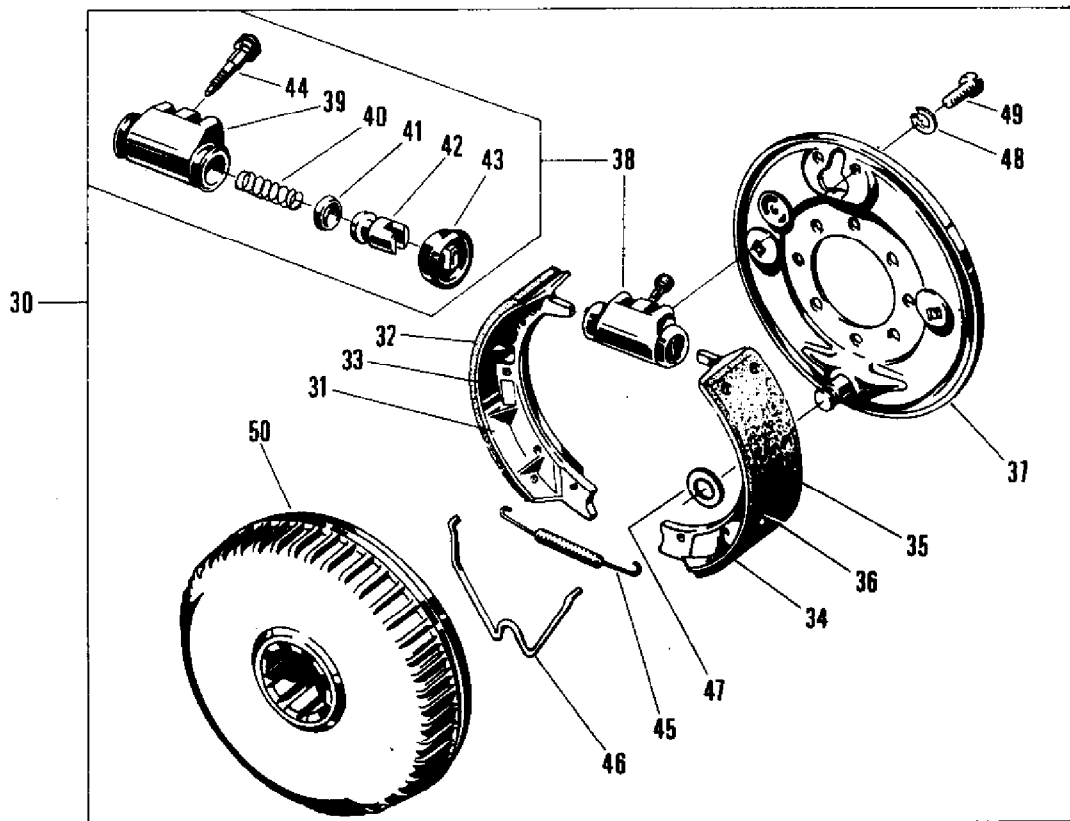
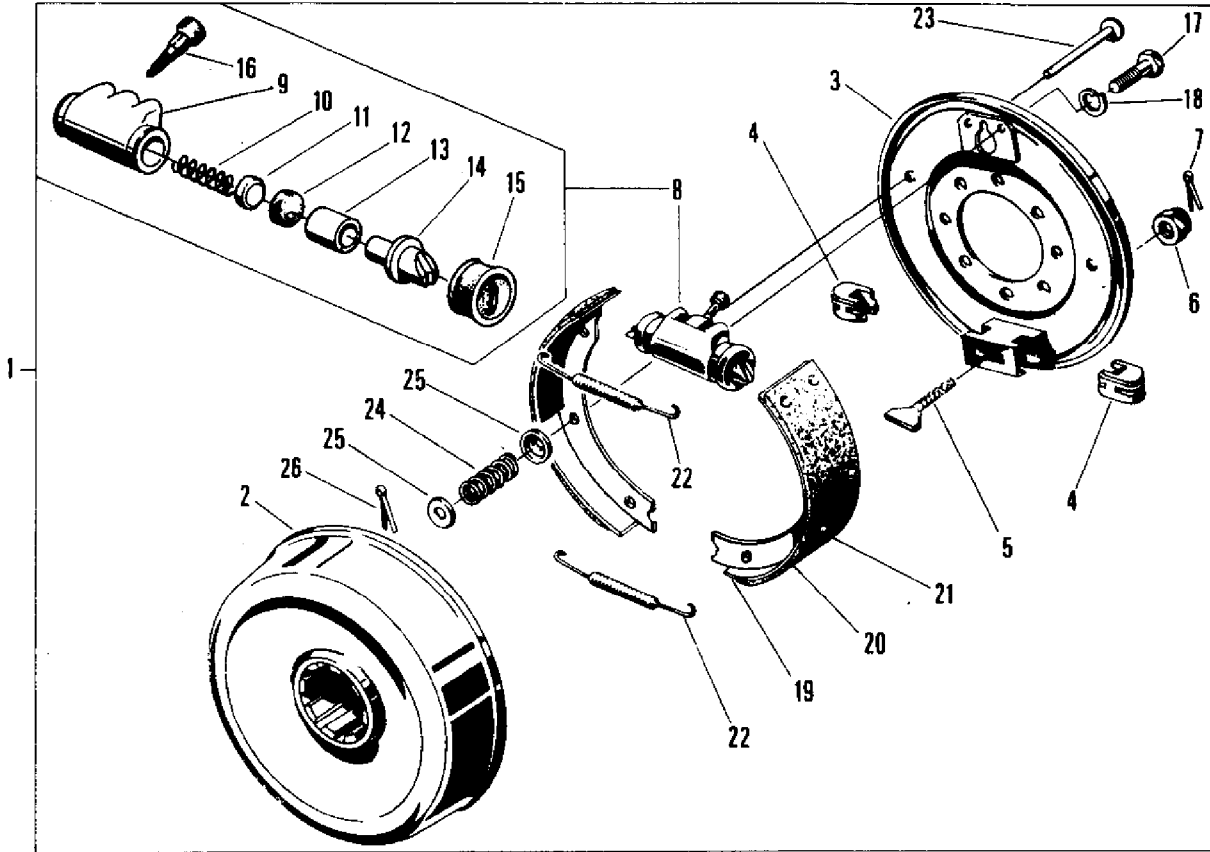
From Serial or Engine Number C1118117

(D)

See Page/Reference Number 140

FREIN (STANDARD)
BREMSE (STANDARD)
BRAKE (STANDARD)

414 506 M1
412 498 M1



AGCO Corporation
Parts List Report

Massey Ferguson (Europe)

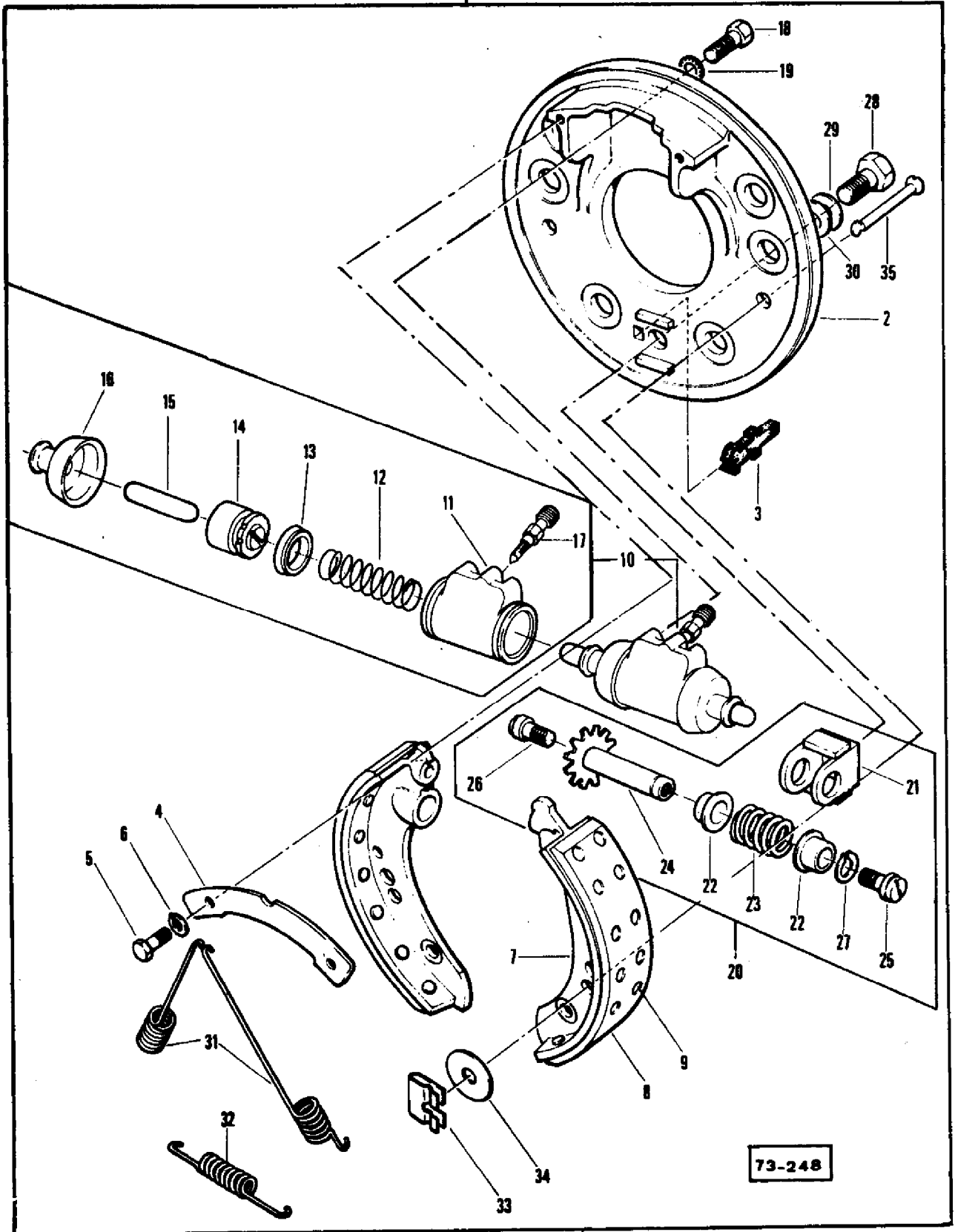
MF 186 COMBINE

Page 132 - BRAKE (STANDARD) - 414506M1, 412498M1

Item	Part Number	Qty	Part Description	Comments
1	414506M1	1	Brake	(A)
2	1701023M1	1	Drum	(A)
3	1701024M91	1	Flange	(A)
4	1701028M1	2	Cleat	(A)
5	1701029M1	1	Spanner	(A)
6	390881X1	1	Nut Metric	(A)
7	391401X1	1	Pin	(A)
8	1701030M91	1	Cylinder	(A)
9		1		Not Serviced, Order 8 (A)
10	1700871M1	1	Spring	(A)
11	1701040M1	2	Seat	(A)
12	1701041M1	2	Ring	(A)
13	1701042M1	2	Piston	(A)
14	1701043M1	2	Clevis Pin	(A)
15	1701044M1	2	Cap	(A)
16	1700875M1	1	Breather	(A)
17	339666X1	2	Screw Metric	(A)
18	391130X1	2	Washer	(A)
19	1701031M91	2	Shoe	(A)
20	1701033M1	1	Facing	(A)
21	391131X1	7	Rivet	(A)
22	1701034M1	2	Spring	(A)
23	1701035M1	2	Pin	(A)
24	1701036M1	2	Spring	(A)
25	1701037M1	4	Cover	(A)
26	391132X1	2	Pin	(A)
30	412498M1	1	Brake	(B)
31	1700865M91	1	Shoe	(B)
32	1700866M1	1	Lining	(B)
33	390904X1	14	Rivet	(B)
34	1700867M91	1	Shoe	(B)
35	1700866M1	1	Lining	(B)
36	390904X1	14	Rivet	(B)
37	1700868M1	1	Flange	(B)
38	1700869M91	1	Cylinder	(B)
39		1		Not Serviced, Order 38

				(B)
40	1700871M1	1	Spring	(B)
41	1700872M1	2	Ring	(B)
42	1700873M1	2	Piston	(B)
43	1700874M1	2	Cap	(B)
44	1700875M1	1	Breather	(B)
45	1700876M1	1	Spring	(B)
46	1700877M1	1	Spring	(B)
47	1700878M1	1	Washer	(B)
48	390902X1	2	Washer	(B)
49	390903X1	2	Screw Metric	(B)
50	1700880M1	1	Drum	(B)
				(A)
				KNOTT
				(B)
				PERROT

FREIN (ROUE INDIVIDUELLE)	}	418 133 M1 PERROT
BREMSE (EINZELRAD)		
BRAKE (SINGLE WHEEL)		



AGCO Corporation
Parts List Report

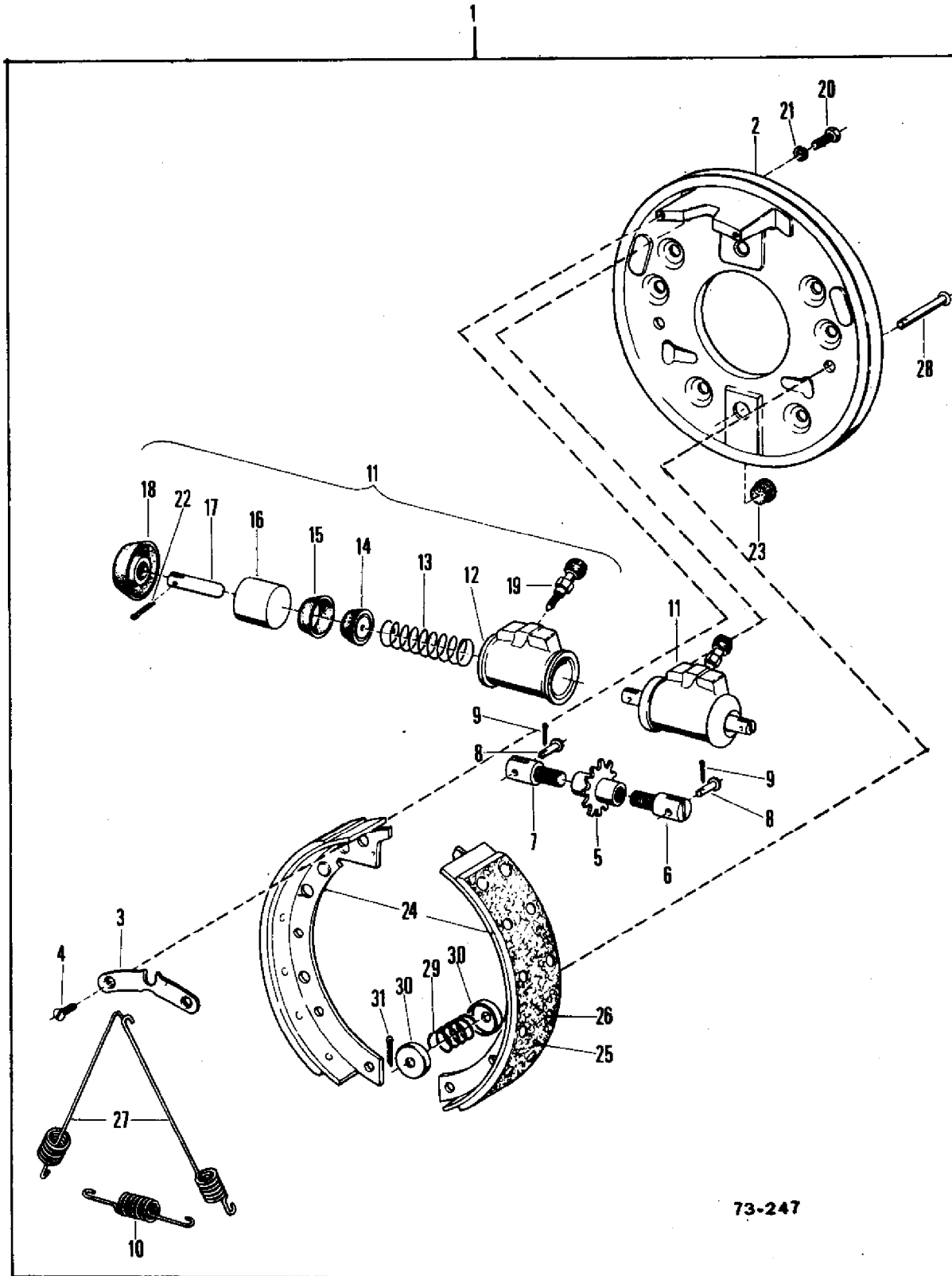
Massey Ferguson (Europe)

MF 186 COMBINE

Page 135 - BRAKE (SINGLE WHEEL) - 418133M1

Item	Part Number	Qty	Part Description	Comments
				PERROT
1	418133M1	1	Brake	
2	1701397M1	1	Plate	
3	1701398M1	1	Plug	
4	1701399M1	1	Plate	
5	391074X1	2	Screw Metric	
6	339375X1	2	Lock Washer	
7	1701400M91	2	Shoe	
8	1701401M1	1	Lining	
9	1441205X1	14	Rivet	
10	1701402M91	1	Cylinder	
11		1		Not Serviced, Order 10
12	1700871M1	1	Spring	
13	1701403M1	2	Ring	
14	1701404M1	2	Piston	
15	1701405M1	2	Pin	
16	1700888M1	2	Boot	
17	1700875M1	1	Breather	
18	339666X1	2	Screw Metric	
19	1441206X1	2	Lock Washer	
20	1701406M1	1	Adjuster	
21	1701407M1	1	Housing	
22	1701408M1	2	Bush	
23	1701409M1	1	Spring	
24	1701410M1	1	Nut	
25	1701411M1	1	Bolt	
26	1701412M1	1	Bolt	
27	339069X1	1	Circlip	
28	339081X1	1	Screw Metric	
29	391363X1	1	Washer	
30	390734X1	1	Washer Metric	
31	1701413M1	2	Spring	
32	1701414M1	1	Spring	
33	1701415M1	2	Spring	
34	1701416M1	2	Washer	
35	1701417M1	2	Pin	

FREIN (ROUE INDIVIDUELLE) }
BREMSE (EINZELRAD) } 1720 018 M1
BRAKE (SINGLE WHEEL) } KNOTT



73-247

AGCO Corporation
Parts List Report

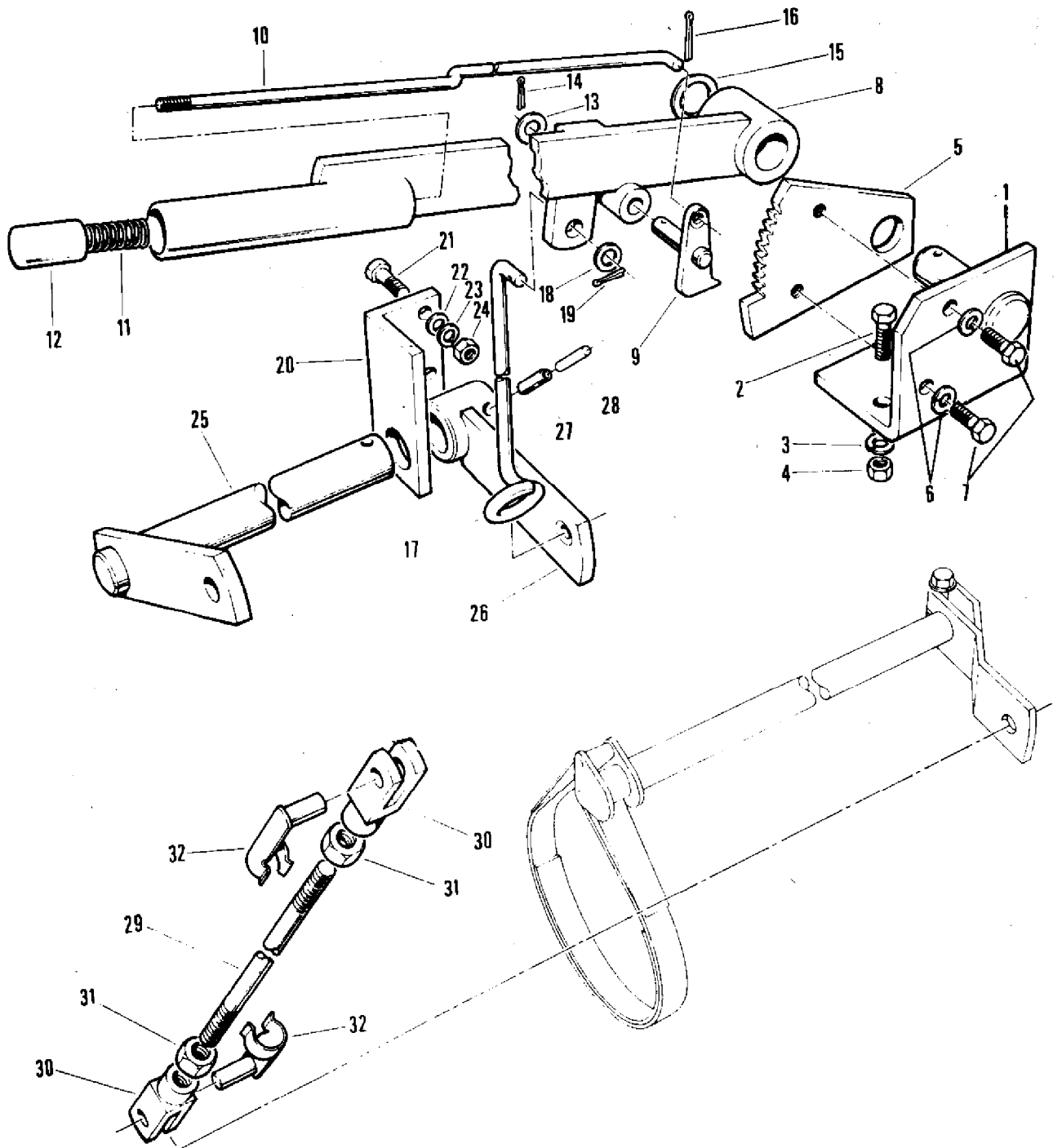
Massey Ferguson (Europe)

MF 186 COMBINE

Page 136 - BRAKE - SINGLE WHEEL BRAKE

Item	Part Number	Qty	Part Description	Comments
				SINGLE WHEEL BRAKE
1	1720018M1	1	Brake	
2	1701596M91	1	Plate	
3	1701598M1	1	Plate	
4	1441943X1	2	Screw Metric	
5	1701604M1	1	Pinion	
6	1701602M1	1	Screw	Left Hand
7	1701616M1	1	Pin	Right Hand
8	1701603M1	2	Pin	
9	391400X1	2	Pin	
10	1701606M1	1	Spring	
11	1701608M91	1	Cylinder	
12		1		Not Serviced, Order 11
13	1700871M1	1	Spring	
14	1701610M1	2	Seat	
15	1701611M1	2	Ring	
16	1701612M1	2	Piston	
17	1701614M1	2	Pin	
18	1701613M1	2	Cap	
196	1700875M1	1	Breather	
20	339666X1	2	Screw Metric	
21	391130X1	2	Washer	
22	339087X1	2	Pin	
23	1701599M1	1	Plug	
24	1701600M1	2	Shoe	
25	1701601M1	2	Lining	
26	1441942X1	28	Rivet	
27	1701605M1	2	Spring	
28	1701607M1	2	Pin	
29	1701036M1	2	Spring	
30	1701037M1	4	Cover	
31	391401X1	2	Pin	

FREIN A MAIN
HANDBREMSANLEGE
HANDBRAKE



AGCO Corporation
Parts List Report

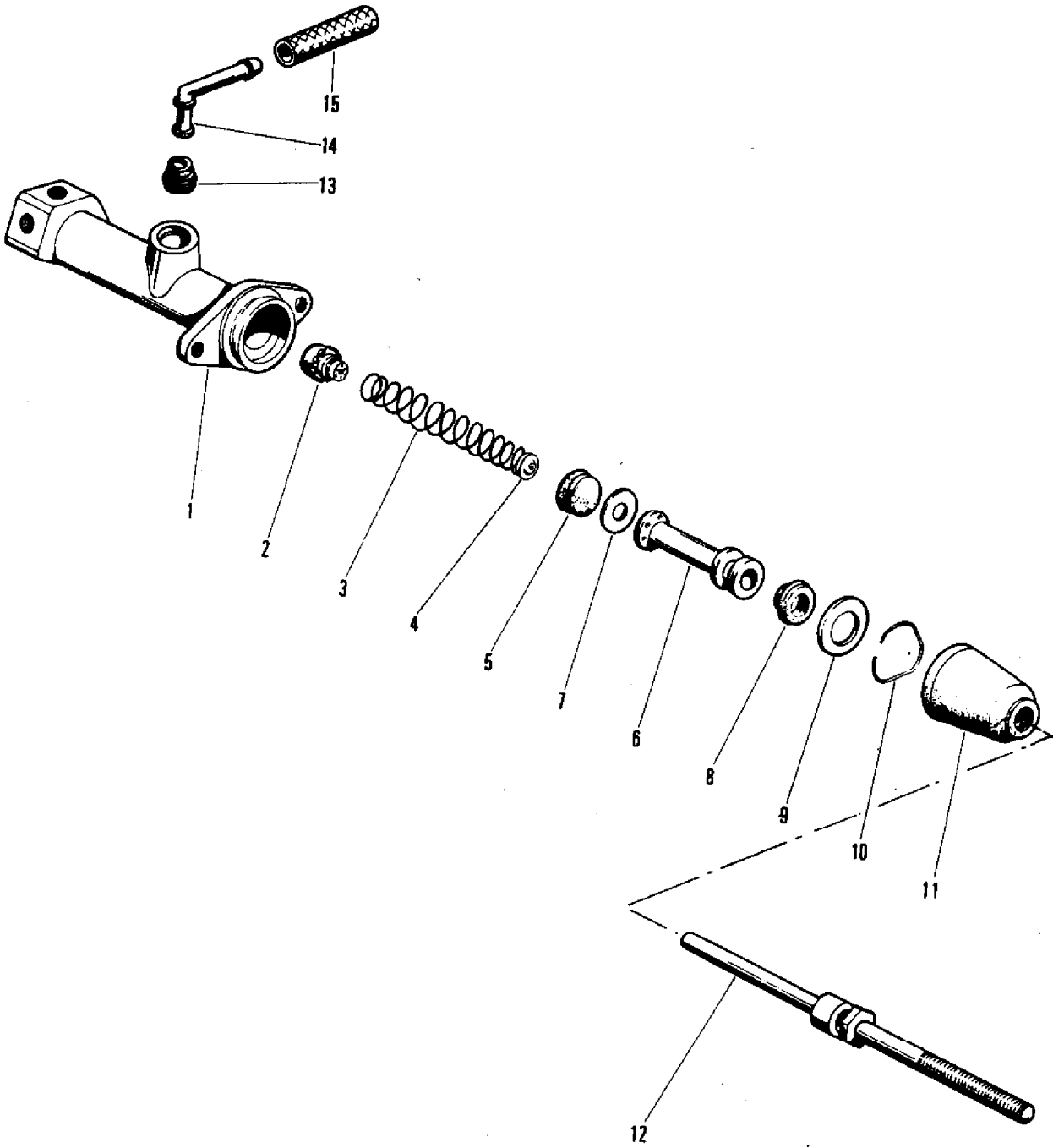
Massey Ferguson (Europe)
MF 186 COMBINE
Page 139 - HANDBRAKE

Item	Part Number	Qty	Part Description	Comments
1	418614M91	1	Angle	
2	339123X1	3	Screw Metric	
3	339374X1	3	Lock Washer	
4	339169X1	3	Nut Metric	
5	418616M1	1	Quadrant	
6	339374X1	2	Lock Washer	
7	339124X1	2	Screw Metric	
8	418617M91	1	Lever	
9	418621M91	1	Handle	
10	418618M1	1	Rod	
11	402000M1	1	Spring	
12	401998M1	1	Button	
13	339024X1	1	Washer Metric	
14	339087X1	1	Pin	
15	1440301X1	1	Washer Metric	
16	339133X1	1	Pin	
17	418622M1	1	Rod	
18	391380X1	1	Washer Metric	
19	339087X1	1	Pin	
20	418623M1	1	Bearer	
21	339761X1	2	Screw Metric	
22	391166X1	1	Washer Metric	
23	339374X1	2	Lock Washer	
24	339169X1	2	Nut Metric	
25	418624M91	1	Shaft	
26	418627M91	1	Lever	
27	339071X1	1	Pin	
28	1440911X1	1	Pin	
29	418629M1	1	Stem	
30	339654X1	2	Yoke	
31	339169X1	2	Nut Metric	
32	391359X1	2	Pin	

CYLINDRE PRINCIPAL
HAUPTBREMSZYLINDER
MASTER CYLINDER



418 644 M1



AGCO Corporation
Parts List Report

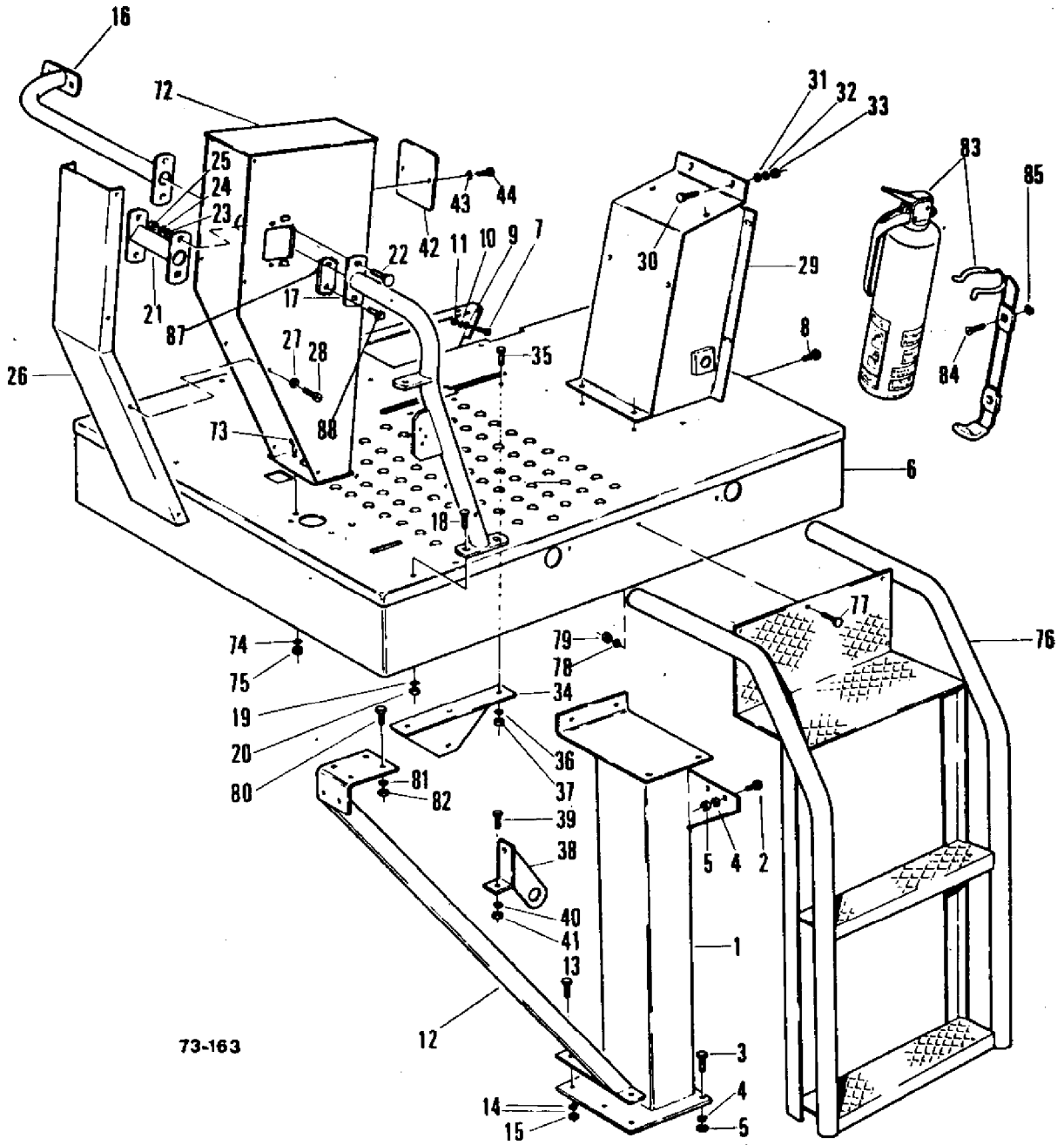
Massey Ferguson (Europe)

MF 186 COMBINE

Page 140 - MASTER CYLINDER - 418644M1

Item	Part Number	Qty	Part Description	Comments
1		1		418644M1
2	1701380M1	1	Valve	
3	1701381M91	1	Spring	
4	1701382M1	1	Seat	
5	1701383M1	1	Seal	
6	1701384M91	1	Piston	
7	1701385M1	1	Washer	
8	1701386M1	1	Seal	
9	1701387M1	1	Washer	
10	1701388M1	1	Ring	
11	1701389M1	1	Cap	
12	1701390M1	1	Rod	
13	1701391M1	1	Plug	
14	1701392M1	1	Elbow	
15	1701393M1	1	Hose	

PLATE FORME DE TRAVAIL
FAHRERSTAND
OPERATORS PLATFORM



73-163

AGCO Corporation
Parts List Report

Massey Ferguson (Europe)
MF 186 COMBINE
Page 143 - OPERATORS PLATFORM

Item	Part Number	Qty	Part Description	Comments
1	418561M91	1	Bearer	
2	339081X1	7	Screw Metric	
3	339401X1	4	Screw Metric	
4	339376X1	11	Lock Washer	
5	339402X1	11	Nut Metric	
6	418566M93	1	Platform	
7	339124X1	1	Screw Metric	
8	339123X1	1	Screw Metric	
9	391166X1	2	Washer Metric	
10	339374X1	2	Lock Washer	
11	339169X1	2	Nut Metric	
12	418577M91	1	Bearer	
13	339451X1	2	Screw Metric	
14	339376X1	2	Lock Washer	
15	339402X1	2	Nut Metric	
16	418590M91	1	Rail	(A) Right Hand
	1720358M91	1	Ramp	(B) Right Hand
17	418592M91	1	Rail	(A) Left Hand
	621233M92	1	Ramp	(B) Left Hand
18	339170X1	2	Screw	
19	339374X1	2	Lock Washer	
20	339169X1	2	Nut Metric	
21	418600M91	1	Transverse	(A)
	916192M91	1	Transverse	(B)
22	390018X1	4	Bolt	
23	391166X1	4	Washer Metric	
24	339374X1	4	Lock Washer	
25	339169X1	4	Nut Metric	
26	418602M91	1	Cover	
27	339375X1	8	Lock Washer	
	339692X1	8	Washer	
28	390903X1	8	Screw Metric	
29	418604M91	1	Seat	
30	390379X1	8	Bolt Metric	
31	391166X1	8	Washer Metric	

32	339374X1	8	Lock Washer	
33	339169X1	8	Nut Metric	
34	419141M91	1	Bearer	
35	390379X1	3	Bolt Metric	
36	339374X1	3	Lock Washer	
37	339169X1	3	Nut Metric	
38	418633M91	1	Support	
39	339081X1	2	Screw Metric	
40	339376X1	2	Lock Washer	
41	339402X1	2	Nut Metric	
42	418658M1	1	Plate	
43	339375X1	2	Lock Washer	
44	339359X1	2	Screw Metric	
72	418596M91	1	Panel	(A)
	1603629M91	1	Panel	(B)
	418943M91	1	Panel	(C)
73	339401X1	2	Screw Metric	
74	339376X1	2	Lock Washer	
75	339402X1	2	Nut Metric	
76	418581M91	1	Ladder	11-2S, 13-26
	418586M91	1	Ladder	20-20
	1723527M91	1	Ladder	(D)
				11-28, 13-26, 20-20
77	339081X1	3	Screw Metric	
78	339376X1	3	Lock Washer	
79	339402X1	3	Nut Metric	
80	339123X1	4	Screw Metric	
81	339374X1	4	Lock Washer	
82	339169X1	4	Nut Metric	
83	916533M1	1	Extinguisher	
84	339150X1	3	Screw Metric	
85	339375X1	3	Lock Washer	
87	621363M2	2	Dust Shield	
88	338320X1	4	Screw	

(A)

Up to Serial or Engine Number C1128299

(B)

From Serial or Engine Number C1128301

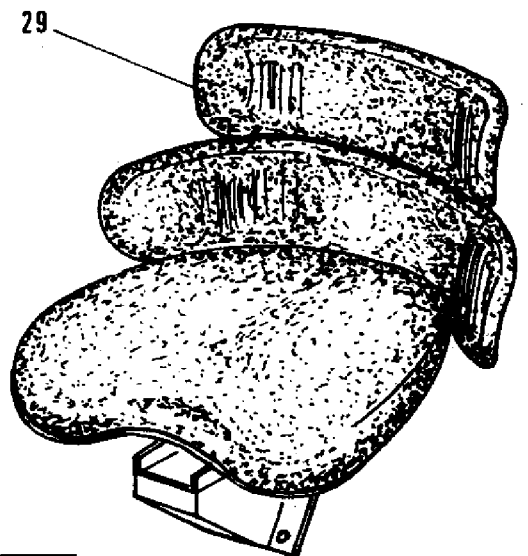
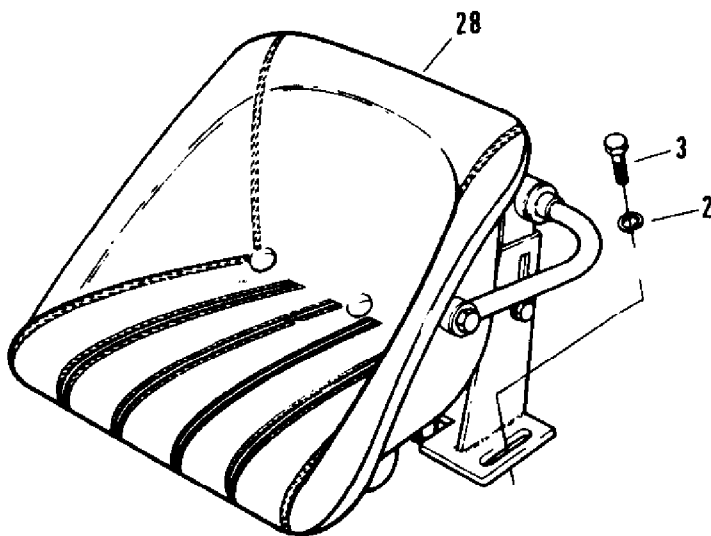
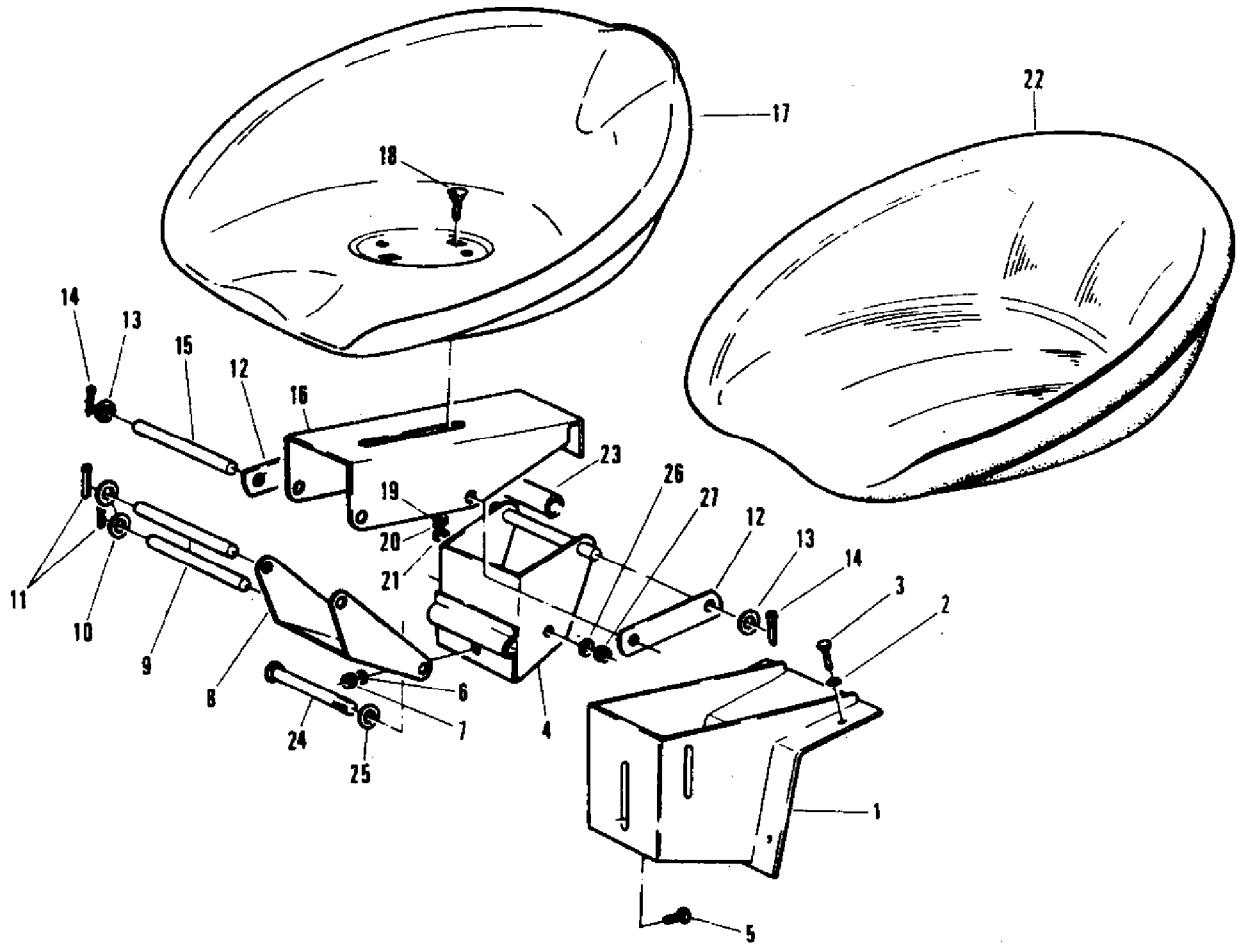
(C)

FRANCE ONLY

(D)

UK ONLY

SIEGE
FAHRERSITZ
SEAT

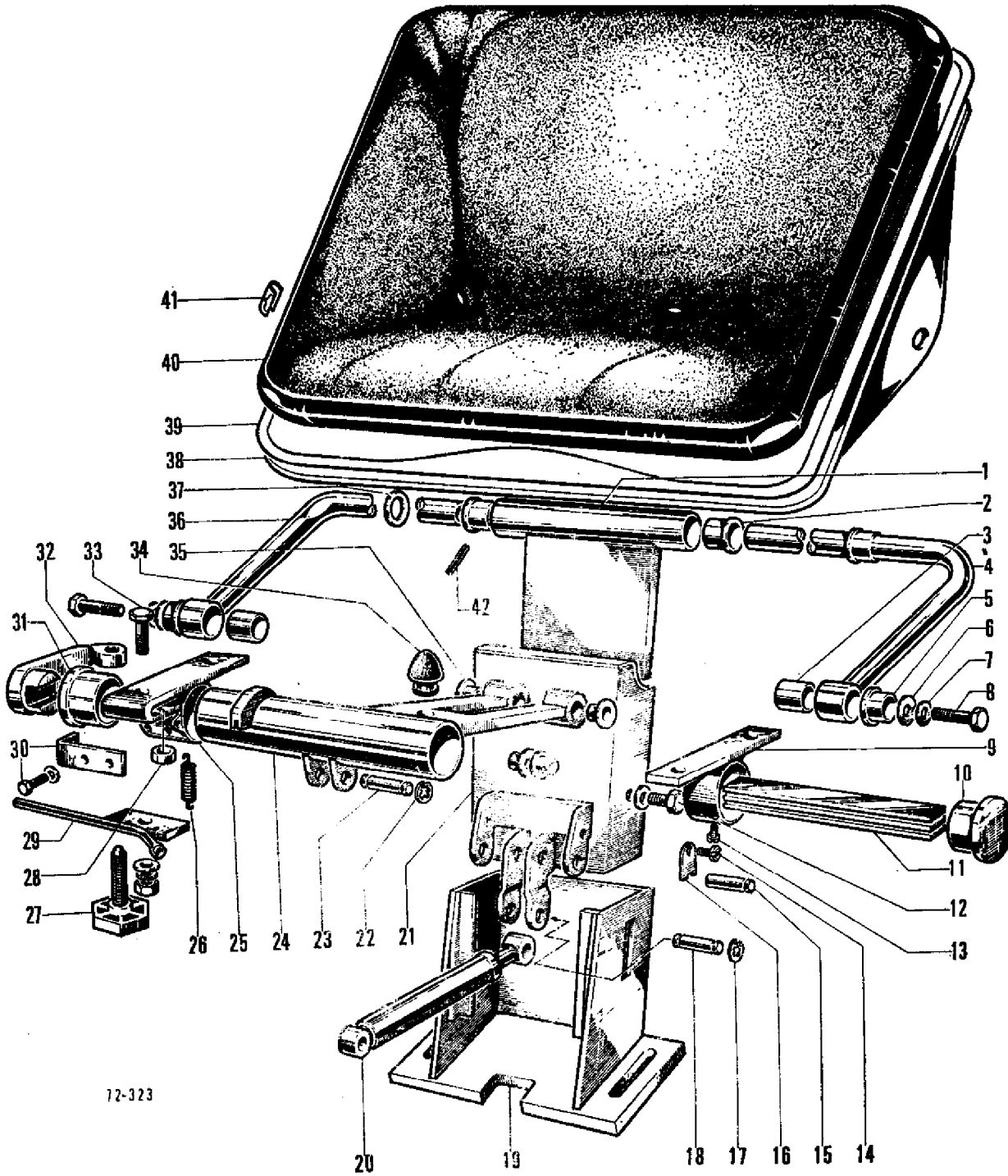


AGCO Corporation
Parts List Report

Massey Ferguson (Europe)
MF 186 COMBINE
Page 147 - SEAT

Item	Part Number	Qty	Part Description	Comments
1	418659M91	1	Bearer	
2	339376X1	6	Lock Washer	
3	339401X1	6	Screw Metric	
4	401950M91	1	Support	
5	339172X1	1	Bolt Metric	
6	391396X1	1	Washer Metric	
7	339402X1	1	Nut Metric	
8	401953M91	1	Lever	
9	339980X1	2	Pin	
10	391381X1	4	Washer Metric	
11	391401X1	4	Pin	
12	401958M1	2	Lever	
13	391381X1	4	Washer Metric	
14	391401X1	4	Pin	
15	339980X1	1	Pin	
16	417628M1	1	Rest	
17	417626M1	1	Seat	
18	390397X1	2	Bolt	
19	391396X1	2	Washer Metric	
20	339376X1	2	Lock Washer	
21	339402X1	2	Nut Metric	
22	417629M1	1	Cushion	
23	405400M1	1	Bush	
24	339981X1	1	Bolt Metric	
25	339794X1	1	Washer Metric	
26	391396X1	3	Washer Metric	
27	339402X1	1	Nut Metric	
28	418608M2	1	Seat	(A) (C)
29	609792M1	1	Seat	(B) (C) (A) See Page/Reference Number 148 (B) See Page/Reference Number 151 (C) GERMANY

SIEGE
FAHRERSITZ
SEAT } 418 608 M2



72-323

AGCO Corporation
Parts List Report

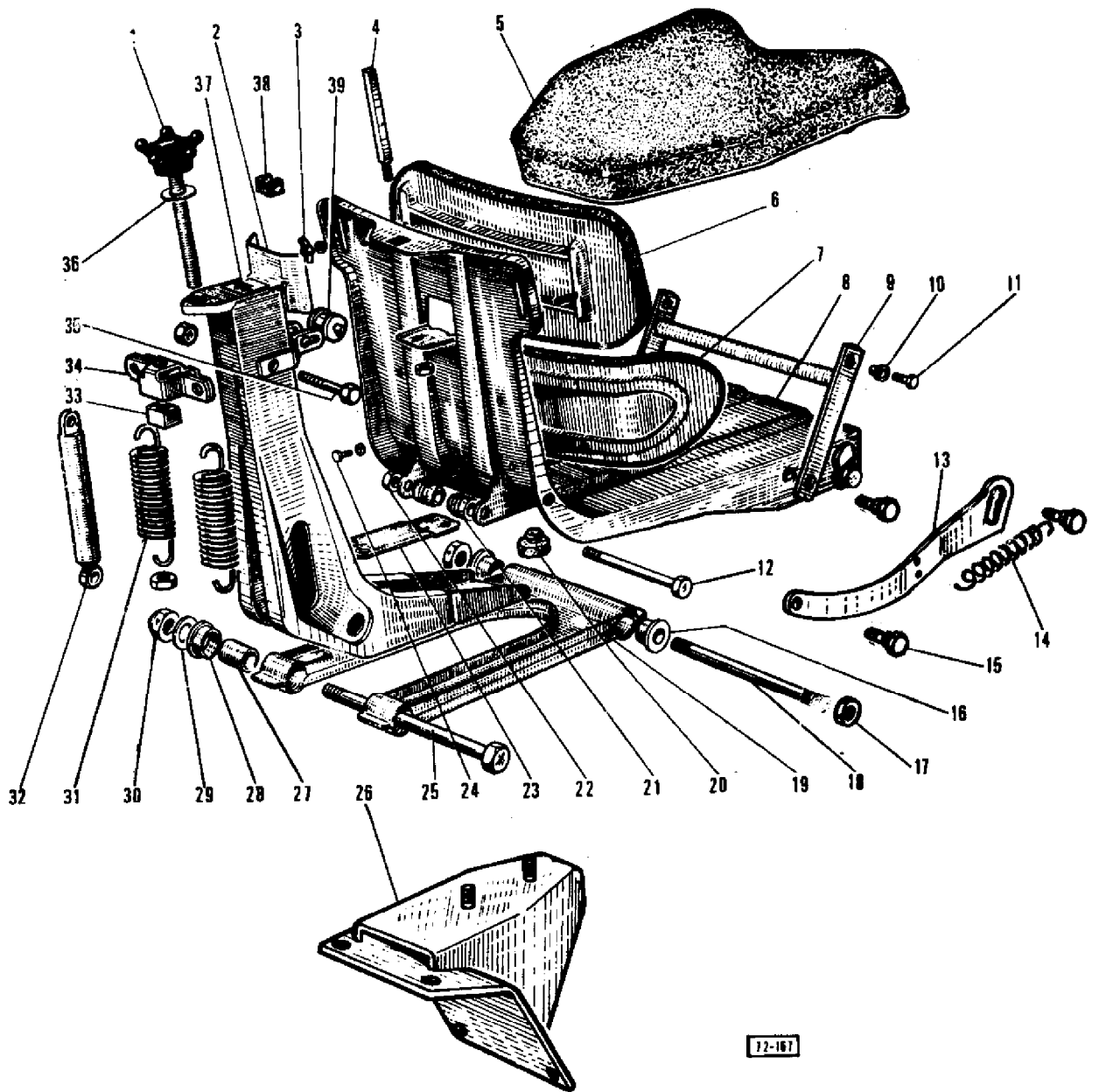
Massey Ferguson (Europe)
MF 186 COMBINE
Page 148 - SEAT - 418608M2

Item	Part Number	Qty	Part Description	Comments
				418608M2
1	1701319M1	1	Guide	
2	1701320M1	2	Bush	
3	1701341M1	2	Spacer	
4	1701321M1	1	Pendulum	
5	1701320M1	2	Bush	
6	1701591M1	2	Washer	
7	339424X1	2	Washer	
8	339018X1	2	Bolt Metric	
9	1701335M1	1	Bearing Assy	
10	1701336M1	1	Bush	
11	1701330M1	3	Spring	
12	339081X1	2	Screw Metric	
	390734X1	2	Washer Metric	
13	1441945X1	2	Screw Metric	
14	1441944X1	1	Screw Metric	
15	1701325M1	2	Clevis Pin	
16	1701326M1	2	Cowl	
17	391415X1	2	Circlip	
18	1889627M1	1	Shaft	
19	1701316M1	1	Bearer	
20	1701328M1	1	Shock Absorber	
21	1701317M1	1	Slipper	
22	391415X1	2	Circlip	
23	1889627M1	1	Shaft	
24	1701323M1	1	Pendulum	
25	1701331M1	1	Bearing Assy	
26	1701338M1	1	Spring	
27	1701337M1	1	Screw	
28	390972X1	1	Washer Metric	
29	1701340M1	1	Lever	
30	1701334M1	1	Anglepiece	
	1701589M1	2	Washer	
	391074X1	2	Screw Metric	
31	1701332M1	1	Bush	
32	1701333M1	1	Handle	
33	339401X1	4	Screw Metric	
	339376X1	4	Lock Washer	
	390972X1	1	Washer Metric	

	339169X1	4	Nut Metric
34	1701327M1	1	Catch
35	1701324M1	2	Bush
36	1701322M1	1	Pendulum
37	339554X1	1	Washer
38	1701342M1	1	Shell
39	1701593M1	1	Cushion
40	1701594M1	1	Cover
41	1701595M1	28	Clip
42	339071X1	1	Pin

SIEGE
FAHRERSITZ
SEAT

609 792 M1



AGCO Corporation
Parts List Report

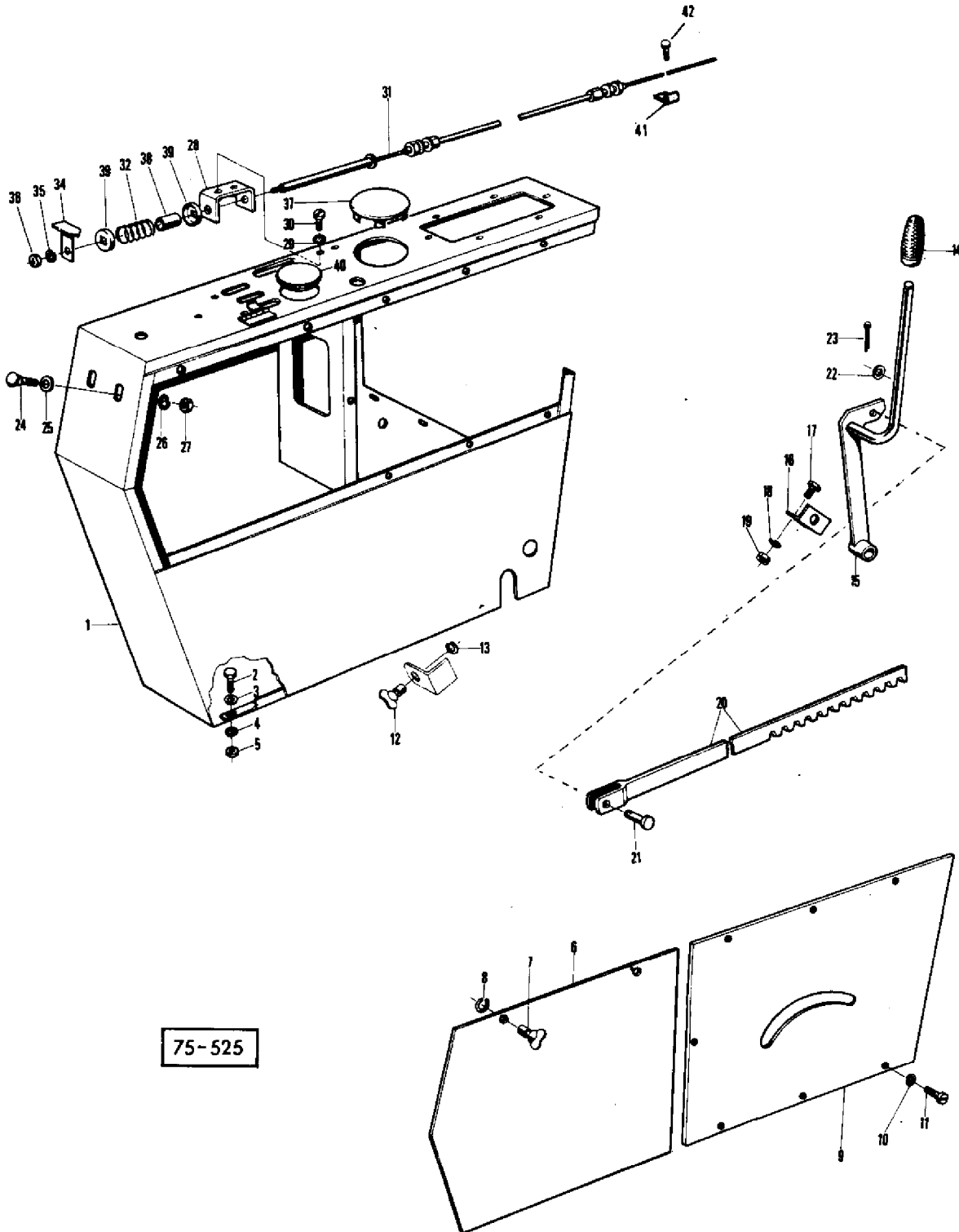
Massey Ferguson (Europe)
MF 186 COMBINE
Page 151 - SEAT - 609792M1

Item	Part Number	Qty	Part Description	Comments
				609792M1
1	1804996M1	1	Knob	
2	1807224M1	1	Pedestal	
3	1804946M1	2	Nut	
	1806697M1	2	Washer	
4	1806705M1	1	Rod	
		1	Nut	
5	1805774M1	1	Seat	
6	1804992M1	1	Back Rest	
7	1804994M1	1	Back Rest	
8	1807222M1	1	Arm	
9	1805767M1	1	Link	
10	1804953M1	2	Spacer	
11	1804952M1	2	Bolt	
12	1804970M1	1	Bolt	
13	1805768M1	1	Arm	Right Hand
	1805769M1	1	Arm	Left Hand
14	1807221M1	1	Spring	
15	1805770M1	6	Screw	
16	1804961M1	2	Bush	
17		2	Nut	
18		1	Rod	
19	1807226M1	1	Arm	
20	1806707M1	1	Bumper	
21	1804960M1	2	Bush	
22		3	Nut	
23	1804957M1	1	Plate	
24	1804966M1	4	Screw	
	1804967M1	4	Washer	
25	1807227M1	1	Bolt	
26	1807228M1	1	Bearer	
27		2	Socket	
28	1804965M1	4	Bush	
29		4	Washer	
30		1	Nut	
31	1804943M1	2	Spring	
32	1806714M1	1	Damper	(A)
	1806728M1	1	Damper	(A)
33	1806713M1	1	Nut	

34	1806712M1	1	Support
35	1806715M1	1	Bolt
36	1804991M1	1	Washer
37	1806698M1	1	Label
38	1806704M1	1	Shoe
39	1806703M1	1	Roller

(A)
ALTERNATIVE

BOITE DE CONTROLE
GERATEKONSOLF
CONTROL PANEL



75-525

AGCO Corporation
Parts List Report

Massey Ferguson (Europe)
MF 186 COMBINE
Page 152 - CONTROL PANEL

Item	Part Number	Qty	Part Description	Comments
1	418044M91	1	Panel	(A)
	621151M96	1	Panel	(B)
2	339124X1	13	Screw Metric	
3	339024X1	13	Washer Metric	
4	339374X1	13	Lock Washer	
5	339169X1	14	Nut Metric	
6	418062M91	1	Cover	
7	418065M1	2	Fastener	
8	786051M2	2	Cup	
9	1724332M91	1	Cover	
10	339375X1	4	Lock Washer	
11	339359X1	4	Screw Metric	
12	418065M1	1	Fastener	
13	1441241X1	1	Segment	
14	403262M1	1	Handle	
15	418075M92	1	Lever	
16	418078M1	1	Anglepiece	
17	339124X1	2	Screw Metric	
18	339374X1	2	Lock Washer	
19	339169X1	2	Nut Metric	
20	418794M91	1	Rack	
21	339791X1	1	Pin	
22	339534X1	1	Washer Metric	
23	391401X1	1	Pin	
24	339170X1	2	Screw	
25	339024X1	2	Washer Metric	
26	339374X1	2	Lock Washer	
27	339169X1	2	Nut Metric	
28	418082M91	1	Bracket	
29	339375X1	2	Lock Washer	
30	390903X1	2	Screw Metric	
31	1721655M1	1	Cable	
32	1706055M1	1	Spring	
34	1721993M91	1	Pointer	
35	339375X1	1	Lock Washer	
36	339030X1	1	Nut Metric	
37	418072M91	1	Cap	
38	1721996M1	1	Tube	
39	1721997M1	2	Washer	

40	1722255M1	1	Plug	(A)
	655670M91	1	Plate	(B)
41	401864X1	1	Plate	
42	339124X1	1	Screw Metric	
	339374X1	1	Lock Washer	
	339169X1	1	Nut Metric	

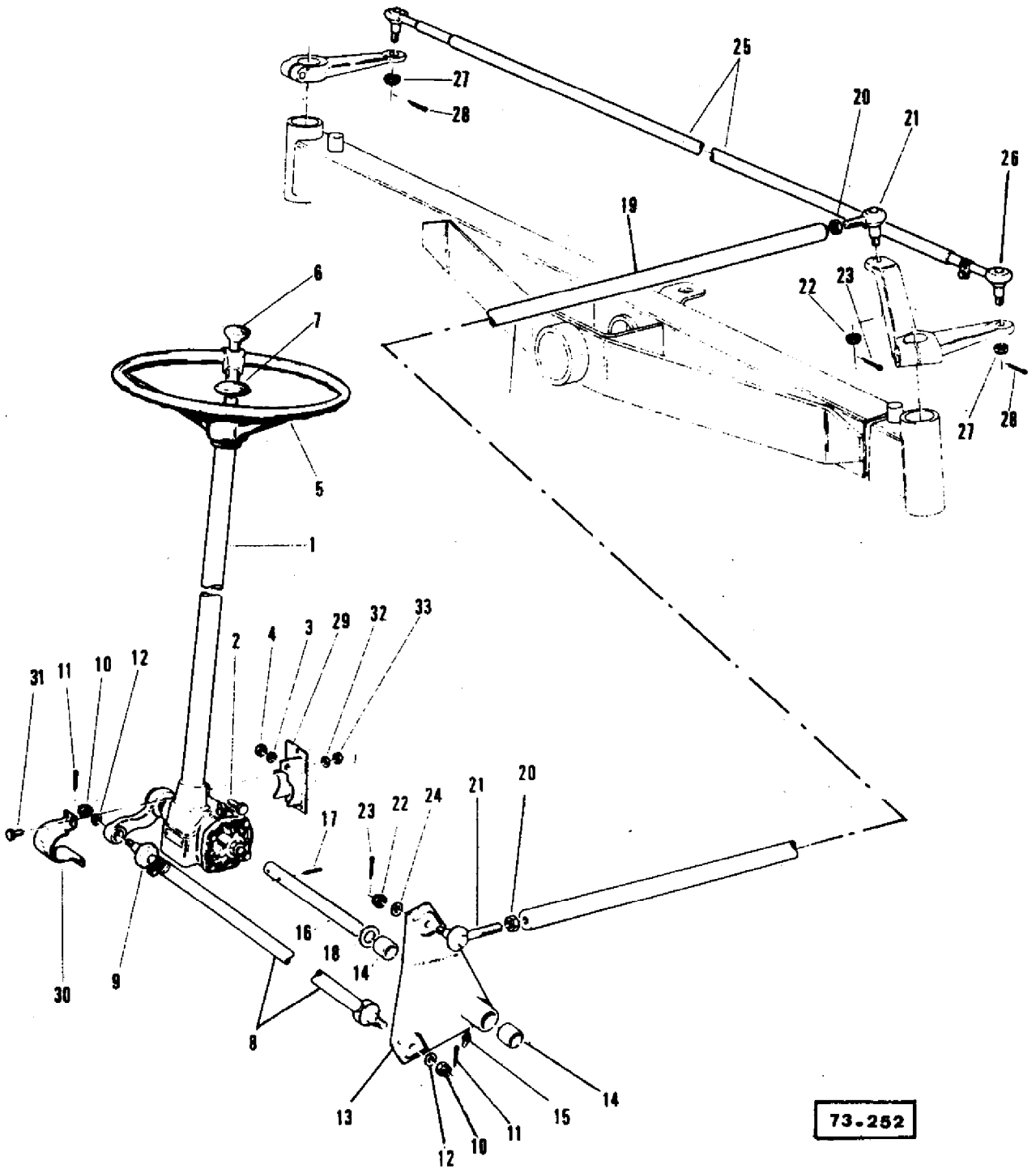
(A)

Up to Serial or Engine Number C1128299

(B)

From Serial or Engine Number C1128301

DIRECTION
LENKUNG
STEERING



73-252

AGCO Corporation
Parts List Report

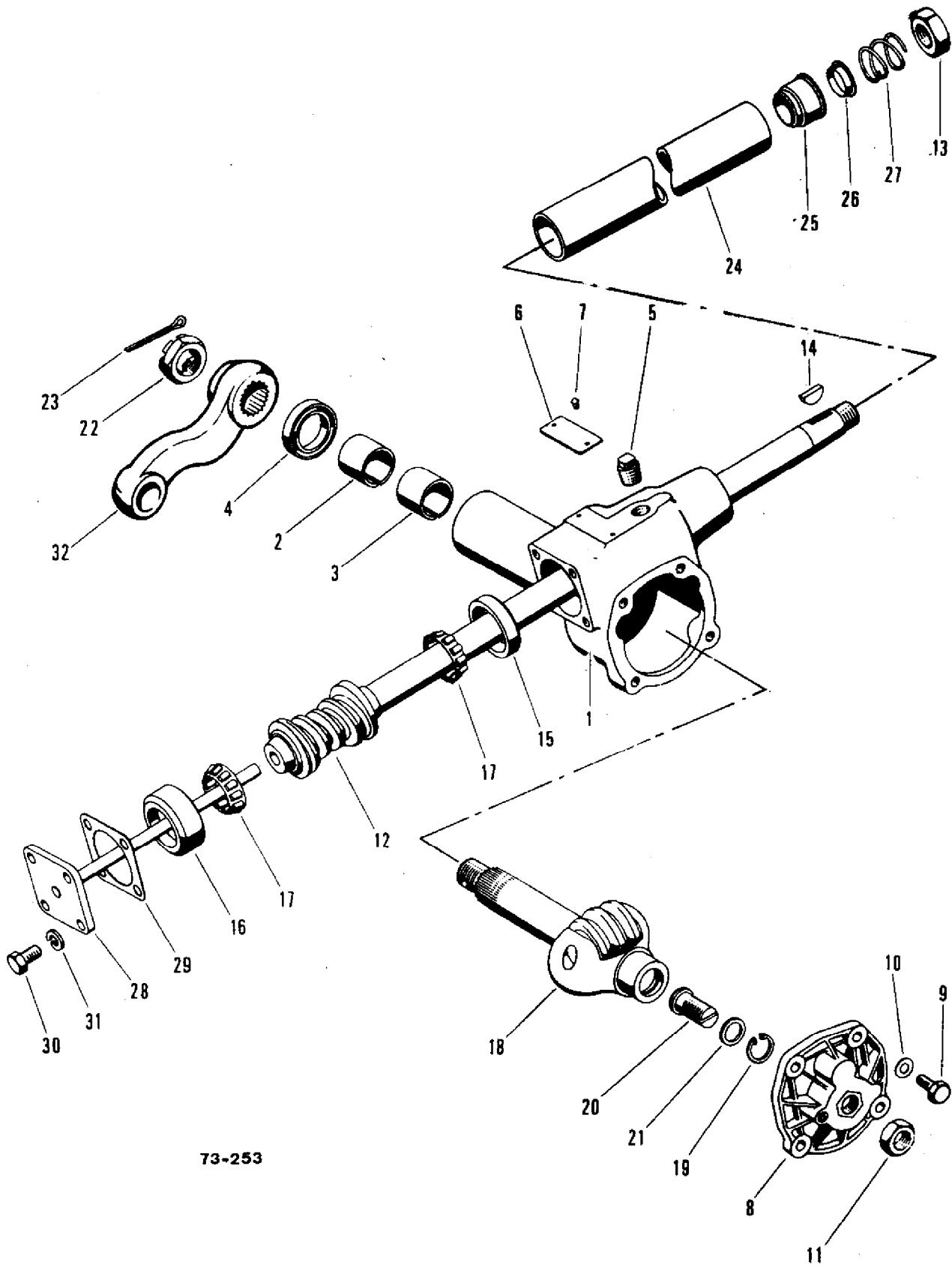
Massey Ferguson (Europe)
MF 186 COMBINE
Page 155 - STEERING

Item	Part Number	Qty	Part Description	Comments
1	417942M1	1	Gear	(A)
2	339814X1	1	Screw Metric	
3	339376X1	1	Lock Washer	
4	339402X1	1	Nut Metric	
5	417943M1	1	Wheel	
6	417944M1	1	Handle	
7	415918M1	1	Cap	
8	419088M1	1	Rod	
9	1440831X1	2	Toggle	
10	1441061X1	2	Nut Metric	
11	390447X1	2	Pin	
12	339763X1	2	Washer	
13	417946M91	2	Lever	
14	417950M1	2	Bush	
15	339033X1	1	Nipple	
16	417951M1	1	Axle	
17	339055X1	1	Pin	
18	339528X1	1	Washer	
19	417952M91	1	Rod	
	417953M91	2	Rod	
20	339617X1	2	Nut Metric	
21	1440831X1	2	Toggle	
22	1441061X1	2	Nut Metric	
23	390447X1	2	Pin	
24	339763X1	1	Washer	
25	419089M1	1	Rod	
26	1440831X1	1	Toggle	
27	1441061X1	2	Nut Metric	
28	390447X1	2	Pin	
29	418609M91	1	Bracket	
30	418613M1	1	Clip	
31	339337X1	4	Screw Metric	
	339123X1	1	Screw Metric	
32	339374X1	4	Lock Washer	
33	339169X1	4	Nut Metric	

(A)

See Page/Reference Number 156

BOITIER DE DIRECTION }
 LENKGETRIEBE } 417 942 M1
 STEERING BOX }



73-253

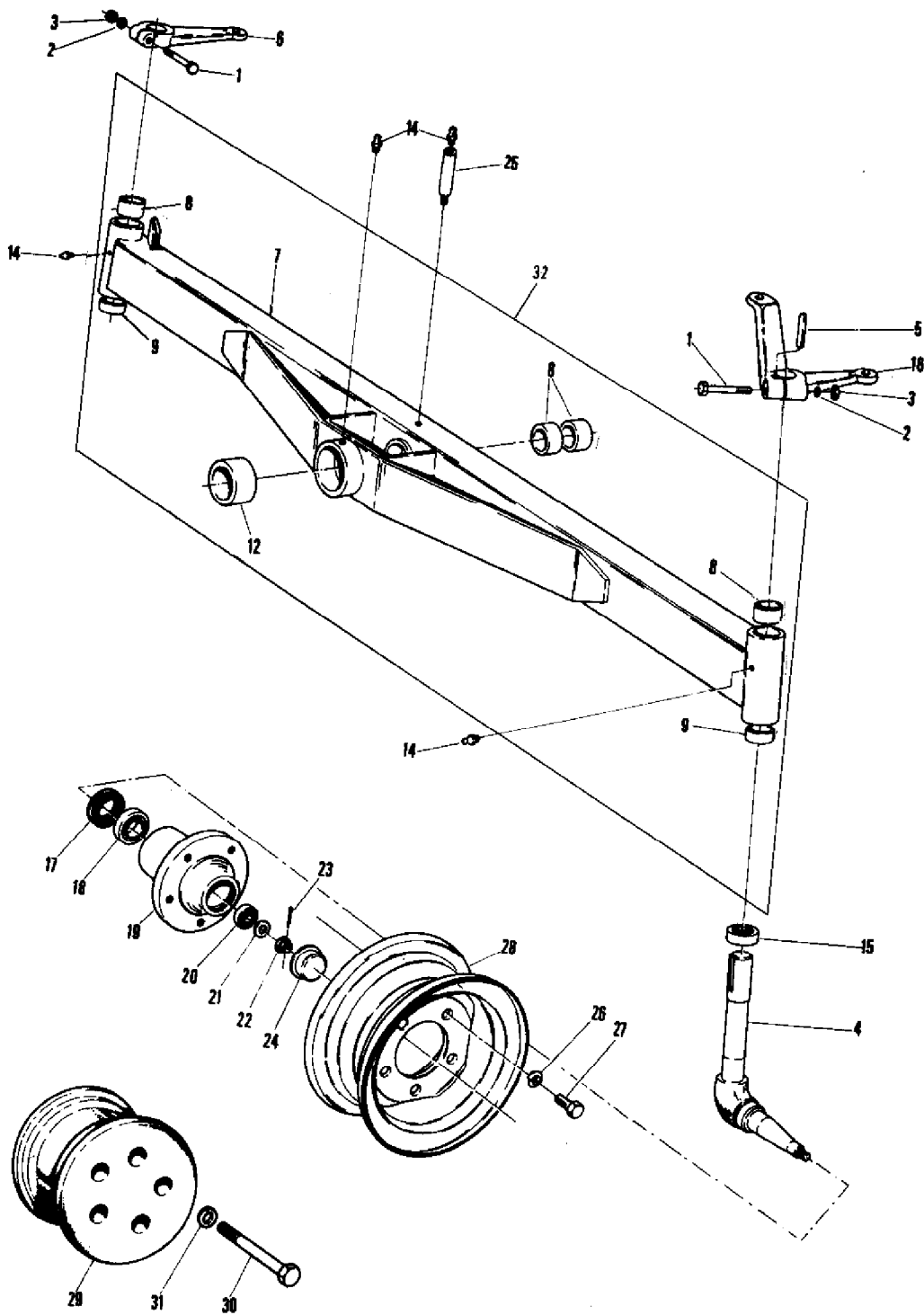
AGCO Corporation
Parts List Report

Massey Ferguson (Europe)
MF 186 COMBINE
Page 156 - STEERING BOX - 417942M1

Item	Part Number	Qty	Part Description	Comments
				417942M1
1	1701464M91	1	Housing	
2	1700417M1	1	Bush	
3	1700418M1	1	Bush	
4	1700419M1	1	Seal	
5	1700433M1	1	Plug	
6	1700903M1	1	Plate	
7	339603X1	2	Pin	
8	1700411M1	1	Cover	
9	1700436M1	4	Bolt	
10	1700437M1	4	Washer	
11	339571X1	1	Nut Metric	
12	1701465M91	1	Spindle	
13	339592X1	1	Nut Metric	
14	390899X1	1	Key Door	
15	1700421M1	1	Race	
16	1700430M1	1	Race	
17	1700422M1	2	Bearing	
18	1701469M91	1	Shaft	
19	1700439M1	1	Circlip	
20	1700432M1	1	Bolt	
21	1700431M1	X	Shim	
	1701510M1	X	Washer	
	1701511M1	X	Shim	
	1701512M1	X	Shim	
	1701513M1	X	Shim	
	1701514M1	X	Washer	
	1701515M1	X	Shim	
	1701516M1	X	Shim	
	1701517M1	X	Shim	
22	1700435M1	1	Nut	
23	391406X1	1	Pin	
24	1701467M91	1	Tube	
25	1700423M1	1	Sleeve	
26	1700424M1	1	Ring	
27	1700425M1	1	Spring	
28	1700415M1	1	Flange	
29	1700426M1	X	Gasket	0,1MM
	1700427M1	X	Gasket	0,12MM

	1700428M1	X	Gasket	0,15MM
	1700429M1	X	Gasket	0,3MM
30	1700438M1	4	Bolt	
31	1440313X1	4	Washer	
32	1701468M1	1	Arm	

PONT ARRIERE
HINTERACHSE
REAR AXLE



75-527

AGCO Corporation
Parts List Report

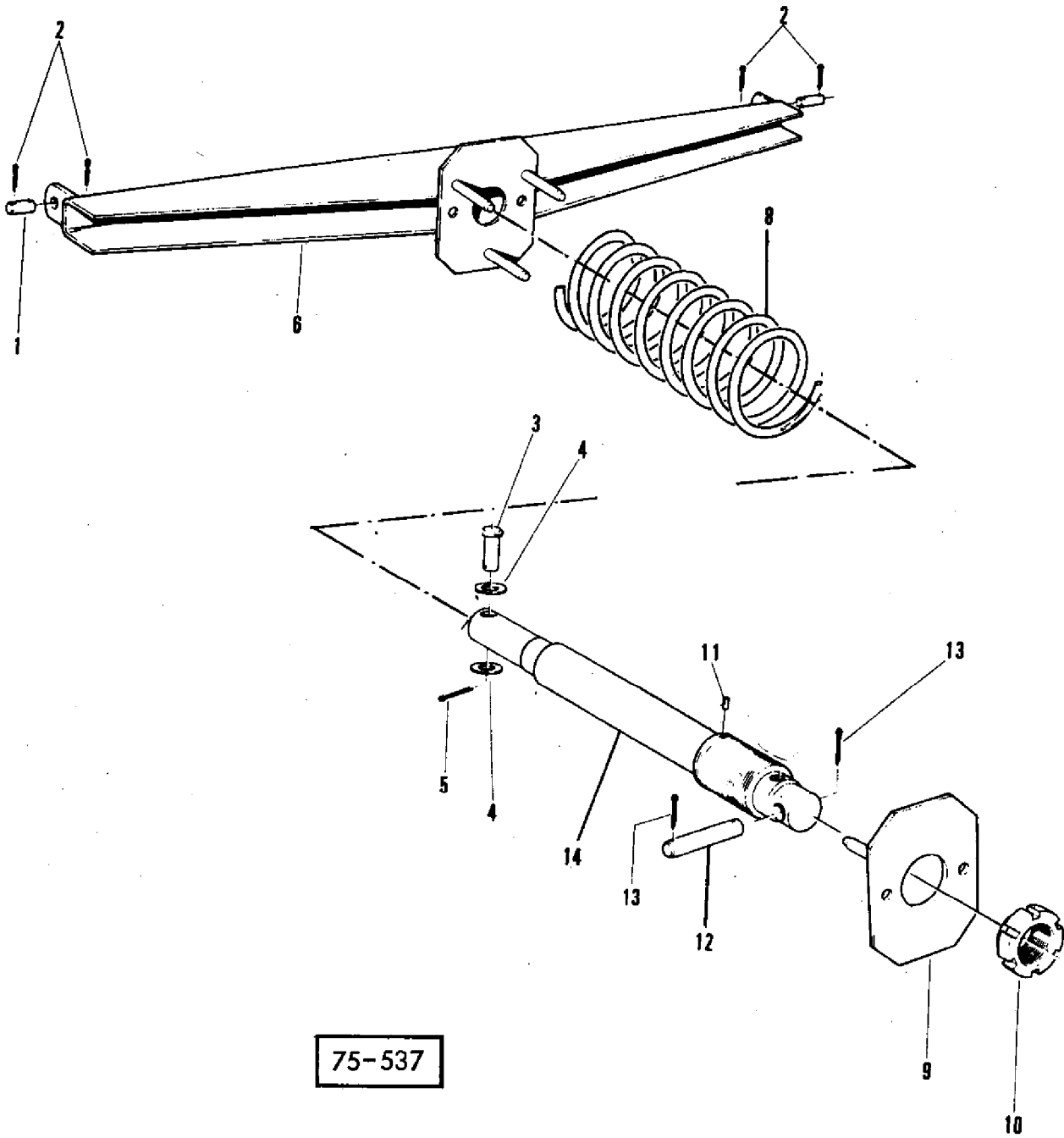
Massey Ferguson (Europe)

MF 186 COMBINE

Page 159 - SHIFT LEVERS-8 SP SYNCHRO SHUTTLE TRANSMISSION

Item	Part Number	Qty	Part Description	Comments
1	390690X1	2	Bolt Metric	
2	339369X1	2	Lock Washer	
3	339054X1	2	Nut Metric	
4	418140M91	2	Spindle	
5	390691X1	2	Key Door	
6	416901M1	1	Lever	
7	417527M91	1	Axle	
8	418144M1	4	Bush	
9	418145M1	2	Bush	
12	418150M1	1	Bush	
14	339003X1	4	Greaser	
15	417529M1	2	Bearing	
16	418152M1	1	Lever	
17	391346X1	2	Seal	
18	658110M1	2	Inner Race	
	834136M1	2	Cup	
19	416438M1	2	Hub	
20	831055M1	2	Cone	
	831054M1	2	Cup	
21	339027X1	2	Washer Metric	
22	390763X1	2	Nut	
23	390448X1	2	Pin	
24	416121M1	1	Cap	
25	419028M1	1	Bush	
26	339587X1	10	Washer	
27	339631X1	10	Screw	
28	404839M1	2	Wheel	7 X 12
	412340M1	2	Rim	4,25 X 12
29	419435M1	2	Rim	
30	1441335X1	10	Bolt Metric	
31	339587X1	10	Washer	
32	417526M91	1	Axle	

RELEVAGE DE TABLE
TISCHAUSHEBUNG
TABLE LIFT



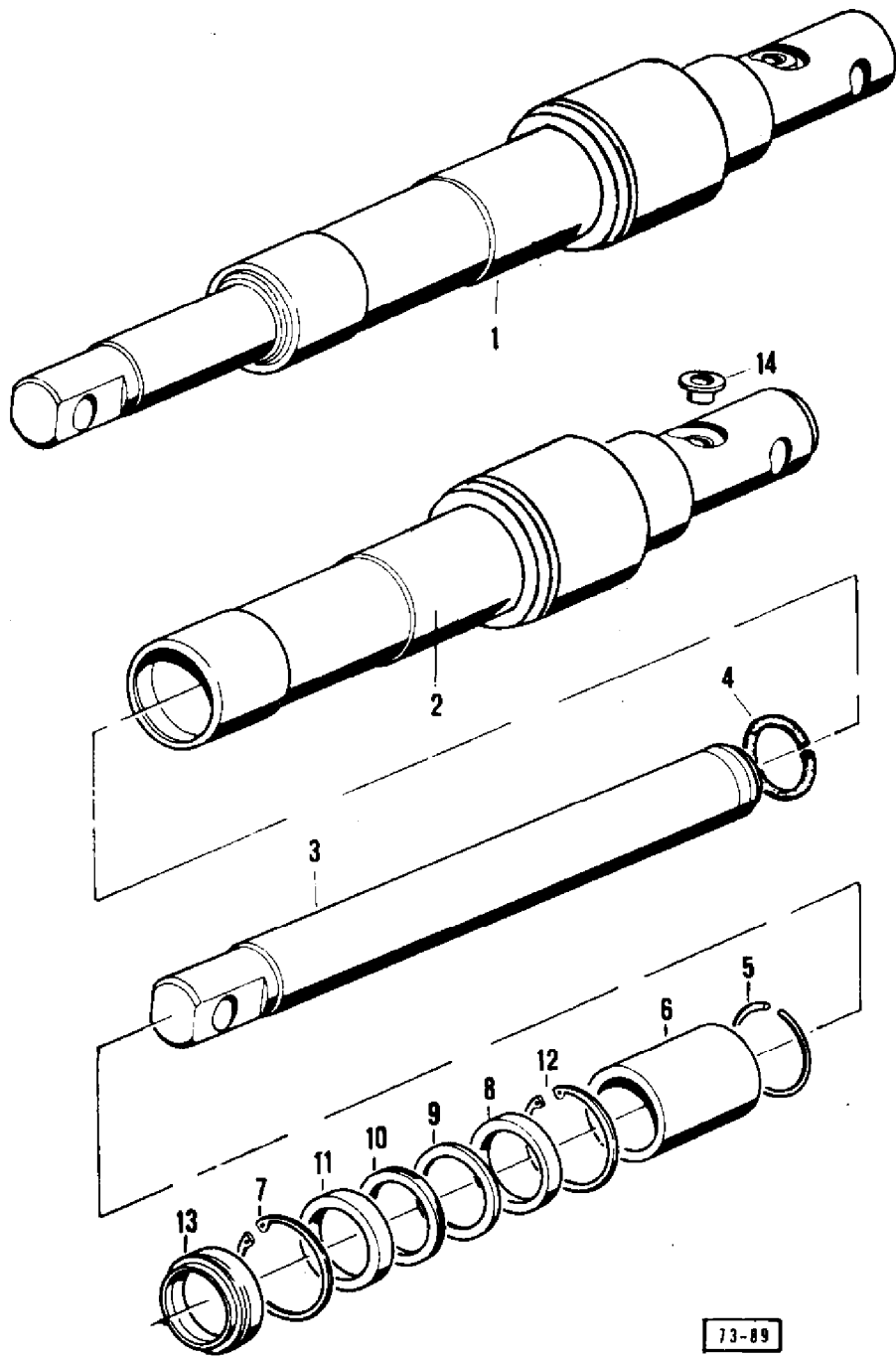
75-537

AGCO Corporation
Parts List Report

Massey Ferguson (Europe)
MF 186 COMBINE
Page 160 - TABLE LIFT

Item	Part Number	Qty	Part Description	Comments
1	412483M1	2	Bolt	
2	339133X1	4	Pin	
3	339955X1	1	Pin	
4	391393X1	2	Washer Metric	
5	339038X1	1	Pin	
6	418816M91	1	Transverse	(A)
	419408M91	1	Transverse	(B)
8	1706048M1	1	Spring	
	1706054M1	1	Spring	
9	418970M91	1	Guide	
10	418973M1	1	Nut	
11	339798X1	1	Pin	
12	1441286X1	1	Pin	
13	339038X1	2	Pin	
14	1748013M94	1	Ram	(C)
				(A)
				8'
				(B)
				10'
				(C)
				See Page/Reference Number 163

VERIN (RELEVAGE DE TABLE)
HYDRAULIKZYLINDER (TISCHAUSHEBUNG) } 1748 013 M94
RAM (TABLE LIFT)



73-89

AGCO Corporation
Parts List Report

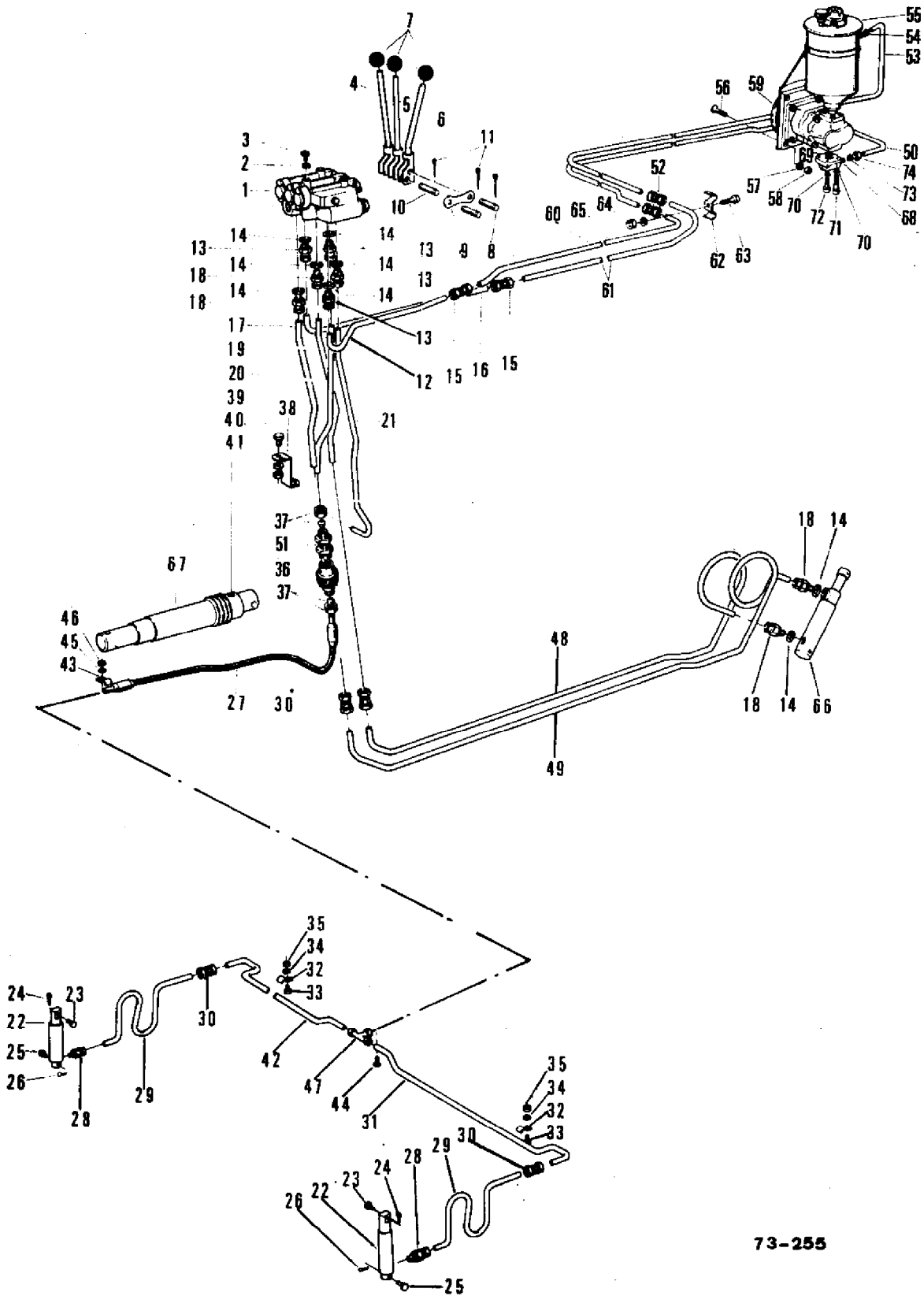
Massey Ferguson (Europe)

MF 186 COMBINE

Page 163 - RAME (TABLE LIFT) - 1748013M94

Item	Part Number	Qty	Part Description	Comments
				1748013M94
1	1748013M94	1	Ram	
2		1		Not Serviced, Order 1
3		1		Not Serviced, Order 1
4		2		Not Serviced, Order 1
5		1		Not Serviced, Order 1
6	1748106M1	1	Bush	
7	1441825X1	1	Circlip	
8	1441843X1	1	Bush	
9	1748019M1	1	Ring	
10	1748020M1	1	Ring	
11	1748021M1	1	Ring	
12	1441775X1	1	Ring	
13	1441848X1	1	Ring	
14	1748043M1	1	Plug	

EQUIPEMENT HYDRAULIQUE
HYDRAULIKANLAGE
HYDRAULIK EQUIPMENT



AGCO Corporation
Parts List Report

Massey Ferguson (Europe)

MF 186 COMBINE

Page 164 - HYDRAULIC EQUIPMENT

Item	Part Number	Qty	Part Description	Comments
1	418087M2	1	Distributor Head	(K)
2	339374X1	3	Lock Washer	
3	391218X1	3	Screw	
4	418088M91	1	Lever	
5	418091M91	1	Lever	
6	418093M91	1	Lever	
7	418095M1	3	Knob	
8	1440908X1	6	Pin	
9	329045M1	6	Plate	
10	1440907X1	3	Pin	
11	390511X1	18	Pin	
12	418098M1	1	Pipe	
13	621549M1	4	Union	
14	339526X1	8	Seal	
15	390063X1	2	Union	
16	418099M1	1	Pipe	
17	418100M1	1	Pipe	
18	1726007M91	4	Union	
19	418102M1	1	Pipe	
20	418103M1	1	Pipe	(C)
	1722319M1	1	Tube	(D)
21	418104M1	1	Pipe	
22	1748022M93	2	Ram	(G)
23	390070X1	2	Bolt	(A)
	390657X1	2	Pin	(B)
24	391405X1	2	Pin	
25	1441329X1	2	Clevis Pin	
26	327669M1	2	Pin	
27	1603119M91	1	Hydr Hose	
28	338716X1	2	Union	
	338762X1	2	Seal	
29	1603121M91	2	Hose	
30	338707X1	4	Union	
31	1603127M91	1	Tube	(E)
	1603125M91	1	Tube	(F)
32	950218M1	4	Clip	
33	339123X1	3	Screw Metric	
34	390972X1	3	Washer Metric	
35	339169X1	3	Nut Metric	

36	390063X1	1	Union	(E)
	1441954X1	1	Coupler	(F)
37	339995X1	2	Union	
	339994X1	2	Olive	
38	418216M1	1	Bracket	(C)
	1722318M1	1	Bracket	(D)
39	339124X1	2	Screw Metric	
40	339374X1	2	Lock Washer	
41	339169X1	2	Nut Metric	
42	1603124M91	1	Tube	(E)
	1603122M91	1	Tube	(F)
43	415092M1	1	Tie	
44	339666X1	1	Screw Metric	
45	339375X1	1	Lock Washer	
46	339030X1	1	Nut Metric	
47	619865M1	1	Union	
48	418476M1	1	Pipe	
49	418477M1	1	Pipe	
50	418916M1	1	Pipe	
51	1441954X1	1	Coupler	
52	390063X1	2	Coupler	
53	418915M1	1	Pipe	
54	621549M1	1	Union	
	339526X1	1	Seal	
55	417737M1	1	Pump	(H)
56	391115X1	4	Bolt	
57	339376X1	4	Lock Washer	
58	339402X1	4	Nut Metric	
59	418899M1	1	Pulley	
60	418918M1	1	Pipe	
61	418917M1	1	Pipe	
62	418919M1	1	Bridle	
63	390379X1	1	Bolt Metric	
64	339374X1	1	Lock Washer	
65	339169X1	1	Nut Metric	
66	1748000M93	1	Ram	(I)
67	1748013M94	1	Ram	(J)
68	417732M1	1	Connection	
69	1717475M1	1	Ring	
70	339375X1	4	Lock Washer	
71	1442018X1	2	Screw Metric	
72	390989X1	2	Screw Metric	
73	1717816M1	1	Olive	
74	1717817M1	1	Nut	

(A)

Up to Serial or Engine Number 2439

(B)

From Serial or Engine Number 2440

(C)

Up to Serial or Engine Number 2449

(D)

From Serial or Engine Number 2450

(E)

8'

(F)

10'

(G)

See Page/Reference Number 168

(H)

See Page/Reference Number 175

(I)

See Page/Reference Number 171

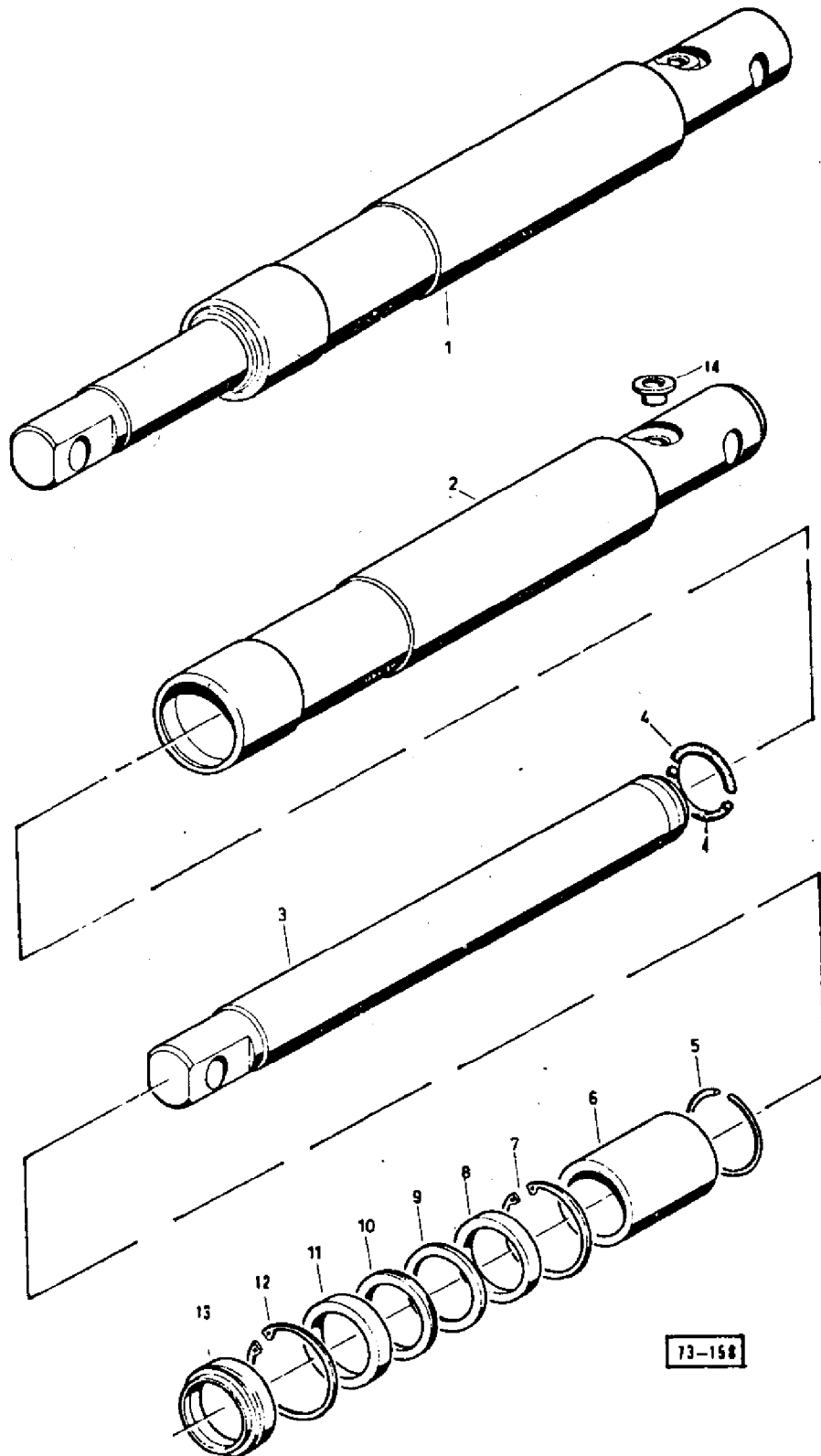
(J)

See Page/Reference Number 163

(K)

See Page/Reference Number 172

VERIN (RELEVAGE RABATTEUR)
HYDRAULIKZYLINDER (HASPELVERSTELLUNG)
RAM (REEL LIFT) } 1748 022 M93



73-158

AGCO Corporation
Parts List Report

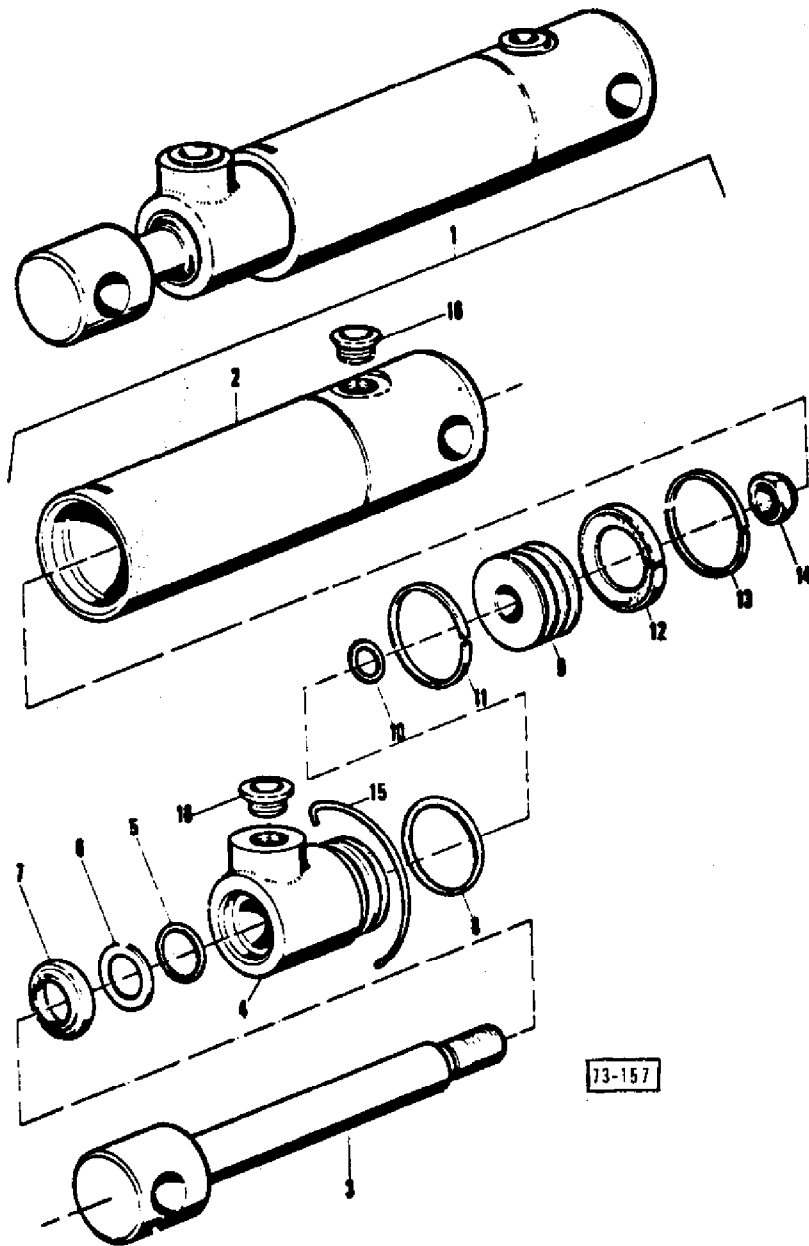
Massey Ferguson (Europe)

MF 186 COMBINE

Page 168 - RAM (REEL LIFT) - 1748022M93

Item	Part Number	Qty	Part Description	Comments
				1748022M93
1	1748022M92	1	Ram	(A)
	1748022M93	1	Ram	
2		1		Not Serviced, Order 1 (B, C)
3		1		Not Serviced, Order NO. 1 (B, C)
4		2		Not Serviced, Order 1 (B, C)
5		1		Not Serviced, Order 1 (B, C)
6	1748118M1	1	Bush	(B, C)
7	1441827X1	1	Ring	(B, C)
8	1441846X1	1	Seal	(B, C)
9	1748030M1	1	Ring	(B, C)
10	1748031M1	1	Ring	(B, C)
11	1748032M1	1	Ring	(B)
	1748319M1	1	Ring	(C)
12	1748827X1	1	Ring	(B)
	1748318M1	1	Ring	(C)
13	1441847X1	1	Seal	(B, C)
14	1748042M1	1	Plug	(B, C) (A)
				(B) 1748022M92 (C) 1748022M93

VERIN (VARIATEUR D'AVANCEMENT)
HYDRAULIKZYLINDER (FAHRUESTELLTRIEB)
RAM (TRACTION) } 1748 000 M93



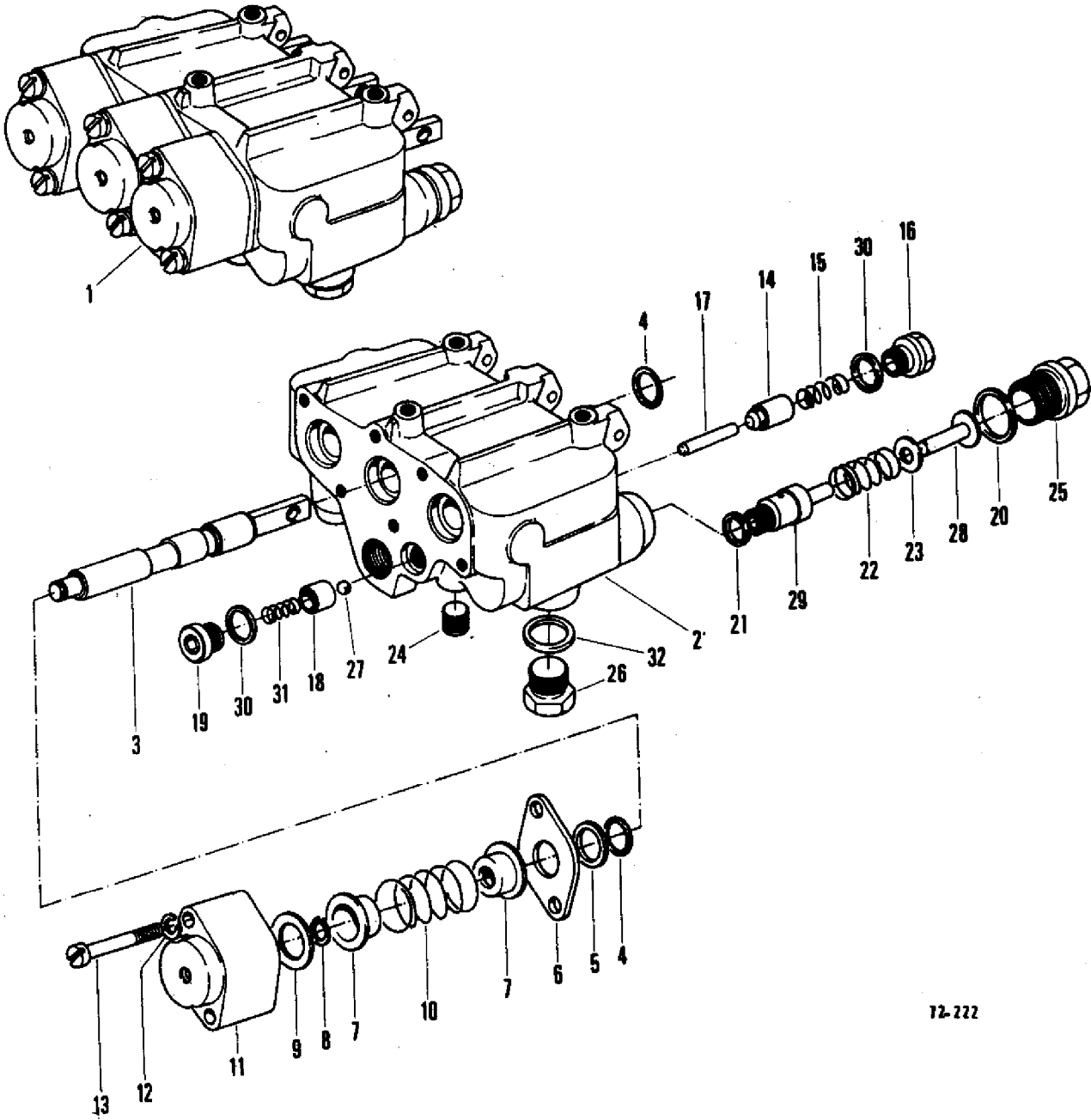
73-157

AGCO Corporation
Parts List Report

Massey Ferguson (Europe)
MF 186 COMBINE
Page 171 - RAM (TRACTION) - 417737M1

Item	Part Number	Qty	Part Description	Comments
				417737M1
1	1748000M92	1	Ram	(A)
	1748000M93	1	Ram	
2	1748003M91	1	Barrel	(B, C)
3	1748006M93	1	Rod	(B)
	1748297M91	1	Piston	(C)
4	1748001M1	1	Bearing	(B)
	1748347M1	1	Bush	(C)
5	1441778X1	1	Gasket	(B, C)
6	1748010M1	1	Ring	(B)
	1748346M1	1	Ring	(C)
7	1441781X1	1	Seal	(B, C)
8	1441779X1	1	Ring	(B)
	1748324M1	1	Ring	(C)
9	1748002M2	1	Piston	(B)
	1748264M1	1	Piston	(C)
10	1442437X1	1	Circlip	(B)
	367178X1	1	Ring	(C)
11	1748012M1	1	Ring	(B)
	1606801M1	1	Ring	(C)
12	1748011M1	1	Seal	(B)
	1606804M1	1	Ring	(C)
13	1748012M1	1	Ring	(B)
	1606801M1	1	Ring	(C)
14	1442494M1	1	Nut	(B, C)
15	1748009M1	1	Wire	(B, C)
16	1748042M1	2	Plug	(B, C)
				(A)
				IN CASE OF REQUIREMENT OF COMPLETE RAM
				ORDER 1748000M93
				(B)
				1748000M92
				(C)
				1748000M93

DISTRIBUTEUR
 STAVERGERAT
 CONTROL VALVE } 418 087 M2



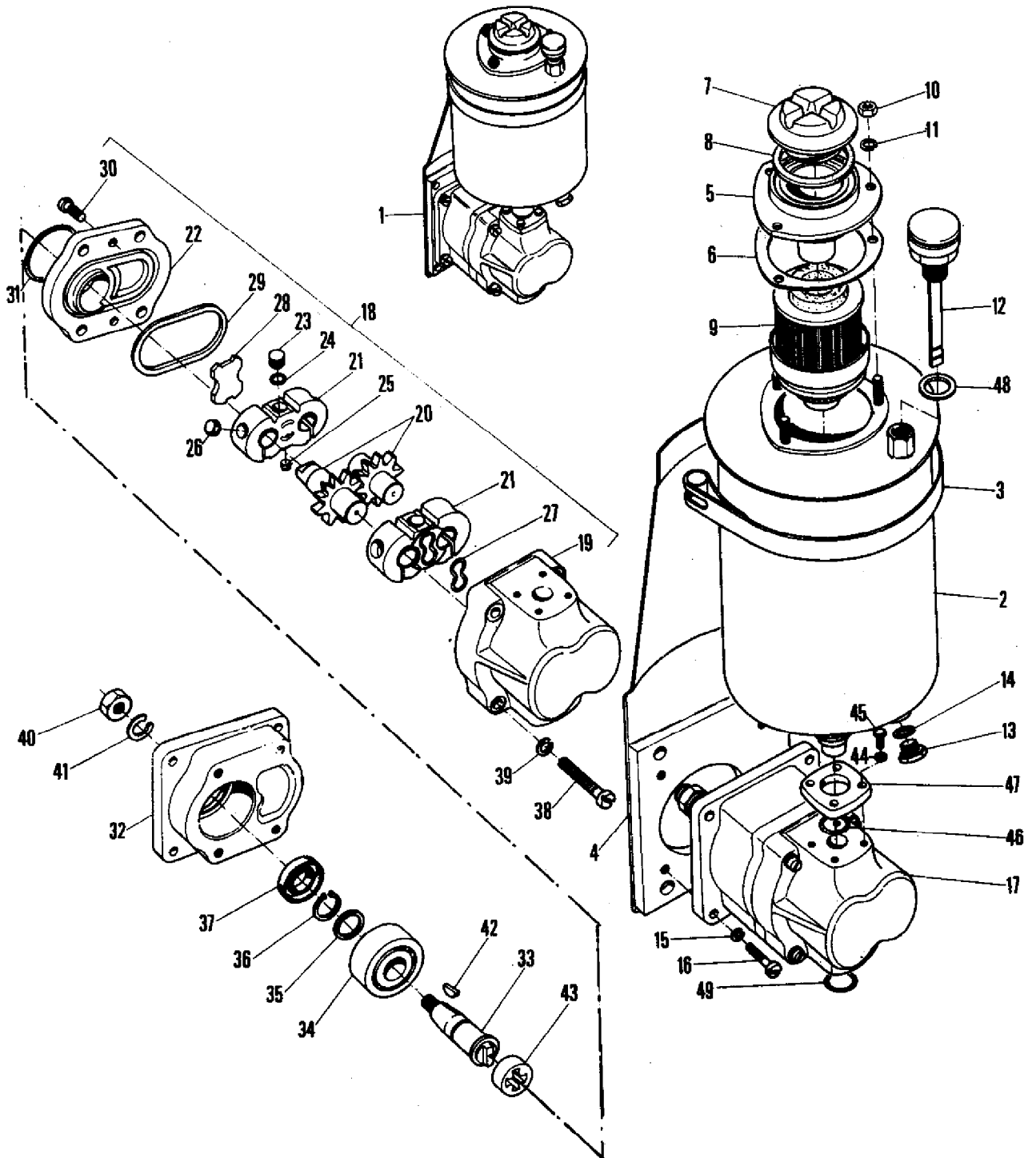
AGCO Corporation
Parts List Report

Massey Ferguson (Europe)
MF 186 COMBINE
Page 172 - CONTROL VALVE - 418087M2

Item	Part Number	Qty	Part Description	Comments
				418087M2
1	418087M2	1	Distributor Head	
2		1		Not Serviced, Order 1
3		3		Not Serviced, Order 1
4	1638420M1	6	Ring	
5	1717449M1	3	Washer	
6	1717450M1	3	Plate	
7	1717451M1	6	Spring Pot	
8	339422X1	3	Circlip	
9	1717452M1	X	Shim	
10	1717453M1	3	Spring	
11	1717454M1	3	Cover	
12	339375X1	6	Lock Washer	
13	1441770X1	6	Screw Metric	
14	1717455M1	1	Cone	
15	1717456M1	1	Spring	
16	1717457M1	1	Plug	
17	1717458M1	1	Clevis Pin	
18	1717459M1	1	Bush	
19	1441772X1	1	Plug	
20	391358X1	1	Washer	
21	391312X1	1	Gasket	
22	1700353M2	1	Spring	
23	1717460M1	X	Washer	
	1717461M1	X	Washer	
	1717462M1	X	Washer	
24	1441773X1	1	Plug	
25	1717463M1	1	Plug	
26	390247X1	1	Plug	
27	1717060M1	1	Ball	
28	1717464M1	1	Pin	
29	1717465M1	1	Valve	
30	1440997X1	2	Ring	
31	1717466M1	1	Spring	
32	1441766X1	1	Ring	

POMPE HYDRAULIQUE - RESERVOIR D'HUILE
 HYDRAULIC PUMPE - OLBEHALTER
 HYDRAULIC PUMPE - OIL CONTAINER

417 737 M1



73-256

AGCO Corporation
Parts List Report

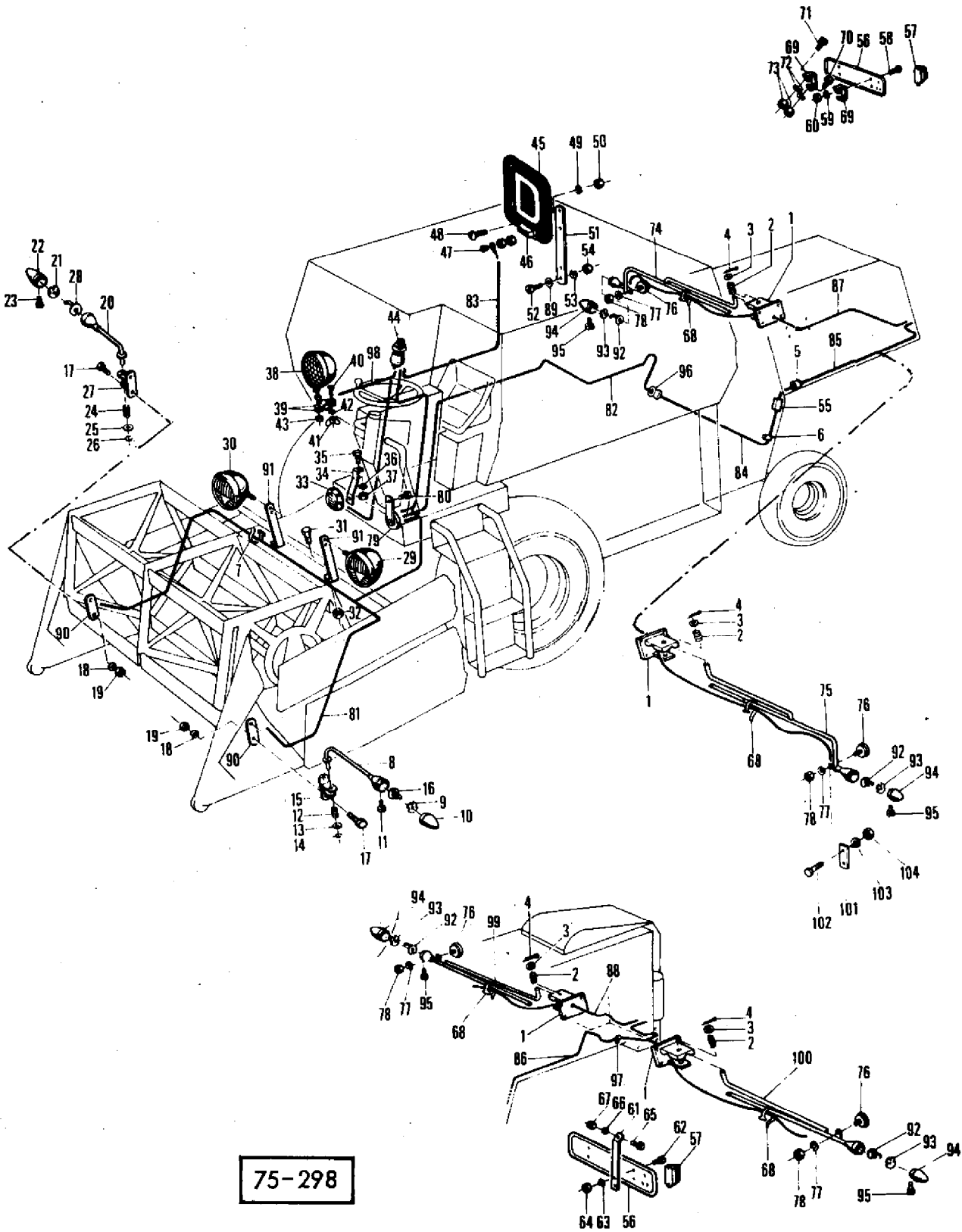
Massey Ferguson (Europe)
MF 186 COMBINE

Page 175 - HYDRAULIC PUMP - OIL CONTAINER - 417737M1

Item	Part Number	Qty	Part Description	Comments
				417737M1
1	417737M1	1	Pump	
2	1717422M1	1	Reservoir	
3	1717423M1	1	Clamp	
4	1717424M1	1	Plate	
5	1717425M91	1	Cover	
6	1717426M1	1	Gasket	
7	1717427M1	1	Plug	
8	1717428M1	1	Ring	
9	1717429M1	1	Element	
10	339030X1	3	Nut Metric	
11	339375X1	3	Lock Washer	
12	1717421M1	1	Filter	
13	1441060X1	1	Plug	
14	1440993X1	1	Seal	
15	339374X1	4	Lock Washer	
16	391485X1	4	Screw	
17	1717430M91	1	Pump	
18	1717432M91	1	Body	
19		1		Not Serviced, Order 18
20		1		Not Serviced, Order 18
21		1		Not Serviced, Order 18
22	1717434M1	1	Cover	
23	1806930M1	2	Plug	
24	1717436M1	2	Ring	
25	1717437M1	2	Plug	
26	1806933M1	4	Plug	
27	1717439M1	2	Gasket	
28	1717440M1	1	Spacer	
29	1717441M1	1	Ring	
30	391308X1	2	Screw Metric	
31	1717442M1	1	Gasket	
32	1717443M1	1	Cover	
33	1717444M1	1	Shaft	
34	1441768X1	1	Bearing	
35	1717445M1	1	Washer	
36	1440475X1	1	Circlip	
37	1717446M1	1	Ring	
38	339505X1	4	Screw Metric	

39	339374X1	4	Lock Washer
40	339571X1	1	Nut Metric
41	339380X1	1	Washer
42	1440360X1	1	Key Door
43	1806934M1	1	Coupler
44	339375X1	4	Lock Washer
45	339666X1	4	Screw Metric
46	1717371M1	1	Ring
47	1717447M1	1	Flange
48	1700551M1	1	Ring
49	1717475M1	1	Ring

ECLAIRAGE } FRANCE
BELEUCHTUNG } FRANKREICH → N° 4334
LIGHTING } FRANCE



75-298

AGCO Corporation
Parts List Report

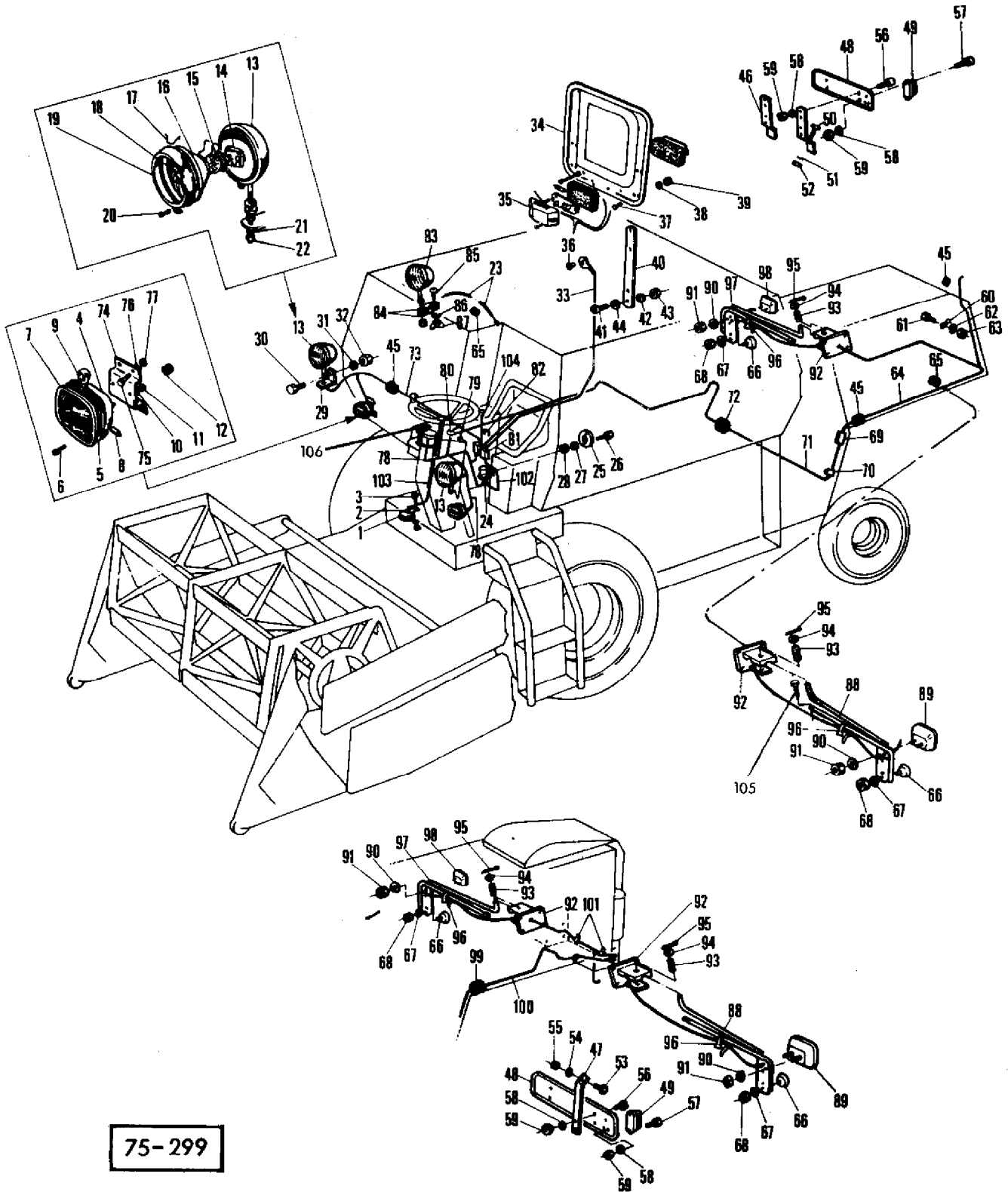
Massey Ferguson (Europe)
MF 186 COMBINE
Page 176 - LIGHTING - FRANCE

Item	Part Number	Qty	Part Description	Comments
				FRANCE
				Up to Serial or Engine Number 4334
1	418694M91	2	Bracket	
2	1706022M1	4	Spring	
3	339763X1	4	Washer	
4	391402X1	4	Pin	
5	322825M1	3	Grommet	
6	418712M1	1	Clamp	
7	403211M1	20	Clamp	
8	1802882M91	1	Light	Left Hand
	1802885M1	1	Bracket	Left Hand
9	965205M1	1	Plate	
10	965207M1	1	Lens	
	950831M1	1	Bulb	4W
11	965208M1	2	Screw	
12	965249M1	1	Spring	
13	965247M1	1	Washer	
14	965248M1	1	Clip	
15	1802883M1	1	Bracket	
16	965206M1	1	Bracket	
17	339123X1	4	Screw Metric	
18	339374X1	4	Lock Washer	
19	339169X1	4	Nut Metric	
20	910028M91	1	Light	Right Hand
	910027M1	1	Bracket	Right Hand
21	965205M1	1	Plate	
22	965207M1	1	Lens	
	950831M1	1	Bulb	
23	965208M1	2	Screw	
24	965249M1	1	Spring	
25	965247M1	1	Washer	
26	965248M1	1	Clip	
27	1802883M1	1	Bracket	
28	965206M1	2	Bracket	
29	1802721M91	1	Lamp	Left Hand
30	1802720M91	1	Lamp	Right Hand
31	339761X1	2	Screw Metric	
32	339402X1	2	Nut Metric	
33	903137M1	1	Horn	

34	952099M1	1	Strap	
35	339124X1	1	Screw Metric	
36	339374X1	1	Lock Washer	
37	339169X1	1	Nut Metric	
38	903115M91	1	Lamp	
	950832M1	1	Bulb P/Lamp	
39	1725286M1	2	Clamp	
40	339286X1	1	Bolt	
41	339539X1	1	Nut Metric	
42	339376X1	1	Lock Washer	
43	339402X1	1	Nut Metric	
44	968902M91	1	Switch	
	950223M1	1	Fuse	
45	1602237M93	1	Plate	
46	960851M91	2	Light	
	950831M1	2	Bulb	4W
47	1802666M91	1	Relay	
48	330252X1	2	Screw	
49	14731X	2	Lock Washer	
50	36131X	4	Nut	
51	418945M1	2	Bracket	
52	390958X1	8	Screw Metric	
53	339381X1	8	Lock Washer	
54	390995X1	8	Nut Metric	
55	408015M1	1	Union	
56	902843M91	1	Plate	
57	951819M92	1	Lamp	
	950831M1	1	Bulb	4W
58	330252X1	2	Screw	
59	14731X	2	Washer	
60	36131X	2	Nut	
61	418982M1	2	Bracket	
62	390962X1	4	Screw Metric	
63	339381X1	4	Lock Washer	
64	339029X1	4	Nut	
65	339666X1	2	Screw Metric	
66	339375X1	2	Lock Washer	
67	339030X1	2	Nut Metric	
68	403211M1	12	Clamp	
69	418946M1	2	Bracket	
70	339666X1	2	Screw Metric	
71	339560X1	2	Screw Metric	
72	339375X1	4	Lock Washer	
73	339030X1	4	Nut Metric	
74	419054M91	1	Support	Right Hand
75	419056M91	1	Support	Left Hand

76	616631M3	4	Reflector	
77	339381X1	4	Lock Washer	
78	339029X1	4	Nut	
79+	418953M91	1	Plate	
80	339124X1	1	Screw Metric	
81	418955M1	1	Harness	
82	418956M1	1	Harness	
83	418965M1	1	Harness	
84	418958M1	1	Cable	
85	418959M1	1	Harness	
86	418981M1	1	Cable	
87	418174M1	1	Cable	
88	418173M1	2	Cable	
89	1441265X1	4	Washer	
90	1802886M1	2	Plate	
91	417163M91	2	Bracket	
92	965206M1	4	Bracket	
93	965205M1	4	Plate	
94	965207M1	4	Lens	
	950831M1	1	Bulb	4W
95	965208M1	8	Screw	
96	326920M1	1	Grommet	
97	321564M1	3	Clip	
98	418957M1	1	Cable	
99	418947M91	1	Support	Right Hand
100	418949M91	1	Support	Left Hand
101	1720424M1	2	Extension	(A)
102	390990X1	2	Screw Metric	(A)
103	339381X1	2	Lock Washer	(A)
104	390995X1	2	Nut Metric	(A)
				(A)
				STRAW PRESS

ECLAIRAGE	}	FRANCE	N° 4335 →
BELEUCHTUNG		FRANKREICH	
LIGHTING		FRANCE	



75-299

AGCO Corporation
Parts List Report

Massey Ferguson (Europe)
MF 186 COMBINE
Page 180 - LIGHTING - FRANCE

Item	Part Number	Qty	Part Description	Comments
				FRANCE
				See Page/Reference Number 4335
1	621219M1	1	Horn	
2	412738M1	1	Reinforcement	
3	339124X1	1	Screw Metric	
	339374X1	1	Lock Washer	
	339169X1	1	Nut Metric	
4	619413M91	2	Lamp	
5	1806422M1	1	Gasket	
6	1806421M1	2	Screw	
7	1806417M1	1	Lens	
8	621234M1	1	Bulb 5w Festoon	
9	621235M1	1	Bulb 21w Side	
10	339381X1	4	Lock Washer	
11	390995X1	4	Nut Metric	
12	320858M1	2	Grommet	
13	621238M91	2	Lamp	
14	1806433M1	1	Union	
15	965465M1	1	Bulb H/L 45/40w	
16	1806431M1	1	Reflector	
17	1601881M1	4	Fastener	
18	1806430M1	1	Window	
19	1806432M1	1	Gate	
20	1600101M1	1	Screw	
21	339376X1	2	Lock Washer	
22	339402X1	2	Nut Metric	
23	1724812M1	1	Cable	
24	406220M1	1	Blinker	
25	418691M1	1	Washer	
26	339666X1	2	Screw Metric	
27	339375X1	2	Lock Washer	
28	339030X1	2	Nut Metric	
29	418692M1	1	Strap	
30	339124X1	2	Screw Metric	
31	339374X1	2	Lock Washer	
32	339169X1	2	Nut Metric	
33	1724810M1	1	Cable	
	1724811M1	1	Cable	(A)
34	1602237M93	1	Plate	

35	960851M91	2	Light	
	950831M1	2	Bulb	4W
36	1802666M91	1	Relay	
	1602046M1	1	Knob	
	1601998M1	1	Screw	
37	330252X1	2	Screw	
38	14731X	2	Lock Washer	
39	36131X	4	Nut	
40	418945M1	2	Bracket	
	1723671M1	2	Bracket	(A)
41	390958X1	8	Screw Metric	.
42	339381X1	8	Lock Washer	
43	390995X1	8	Nut Metric	
44	1441265X1	4	Washer	
45	322825M1	5	Grommet	(B)
46	1724834M1	2	Bracket	(B)
47	418982M1	2	Bracket	(C)
48	1802698M1	1	Plate	
49	960797M91	1	Lamp	
50	339124X1	2	Screw Metric	(B)
51	339374X1	2	Lock Washer	(B)
52	339169X1	2	Nut Metric	(B)
53	339666X1	2	Screw Metric	(C)
54	339375X1	2	Lock Washer	(C)
55	339030X1	2	Nut Metric	(C)
56	390958X1	4	Screw Metric	
57	390962X1	2	Screw Metric	
58	339381X1	6	Lock Washer	
59	390995X1	6	Nut Metric	
60	326891M1	4	Strap	(B)
61	391074X1	4	Screw Metric	(B)
62	339375X1	4	Lock Washer	(B)
63	339030X1	4	Nut Metric	(B)
64	1724815M1	1	Cable	(B)
65	320858M1	2	Grommet	(B)
66	962461M2	2	Reflector	
67	339381X1	2	Lock Washer	
68	390995X1	2	Nut Metric	
69	416546M1	3	Connector	
	408015M1	1	Union	
70	968429M1	1	Fastener	
71	418708M1	1	Harness	
72	326920M1	1	Grommet	
73	1724813M1	1	Harness	
74	621389M2	1	Bracket	
75	339401X1	4	Screw Metric	

76	339376X1	4	Lock Washer	
77	339402X1	4	Nut Metric	
78	1724816M1	1	Harness	
79	320808M1	1	Switch	
80	407764M1	1	Switch	
	403704M1	1	Bulb 12v 2w	(D) 2W
	908597M1	1	Bulb	(E) 2W
81	320809M2	2	Box	
	320810M2	8	Fuse	
	339112X1	4	Screw Metric	
	339382X1	4	Lock Washer	
	339111X1	4	Nut	
82	320823M1	4	Rail	
83	908790M91	1	Lamp	
	950832M1	1	Bulb P/Lamp	45W
84	1725286M1	2	Clamp	
85	339131X1	1	Bolt	
86	339376X1	1	Lock Washer	
87	359539X1	1	Nut	
88	1724806M91	1	Bearer	Left Hand
89	619414M91	1	Light	Left Hand
	621235M1	1	Bulb 21w Side	21W
	621234M1	1	Bulb 5w Festoon	5W
90	339381X1	4	Lock Washer	
91	390995X1	4	Nut Metric	
92	418694M91	2	Bracket	
	339560X1	8	Screw Metric	
	339375X1	8	Lock Washer	
	339030X1	8	Nut Metric	
93	326690M1	2	Spring	
94	339763X1	2	Washer	
95	390446X1	2	Pin	
96	403211M1	7	Clamp	
97	1724808M91	1	Bearer	Right Hand
98	621241M91	1	Light	Right Hand
	621235M1	1	Bulb 21w Side	21W
	621234M1	1	Bulb 5w Festoon	5W
99	320858M1	3	Grommet	(C)
100	1724814M1	1	Harness	(C)
101	321564M1	2	Clip	(C)
	339560X1	2	Screw Metric	(C)
	339375X1	2	Lock Washer	(C)
	339030X1	2	Nut Metric	(C)
102	416545M1	1	Cable	

103	418705M1	1	Cable
104	1724809M1	1	Harness
105	339451X1	2	Screw Metric
	339402X1	4	Nut Metric
106	899567M91	1	Pointer
	322795M1	1	Bulb
	967372M1	1	Gasket
	911842M1	1	Cable

(A)

RESERVOIR ENSACHEUR

(B)

HOOD

(C)

PRESS

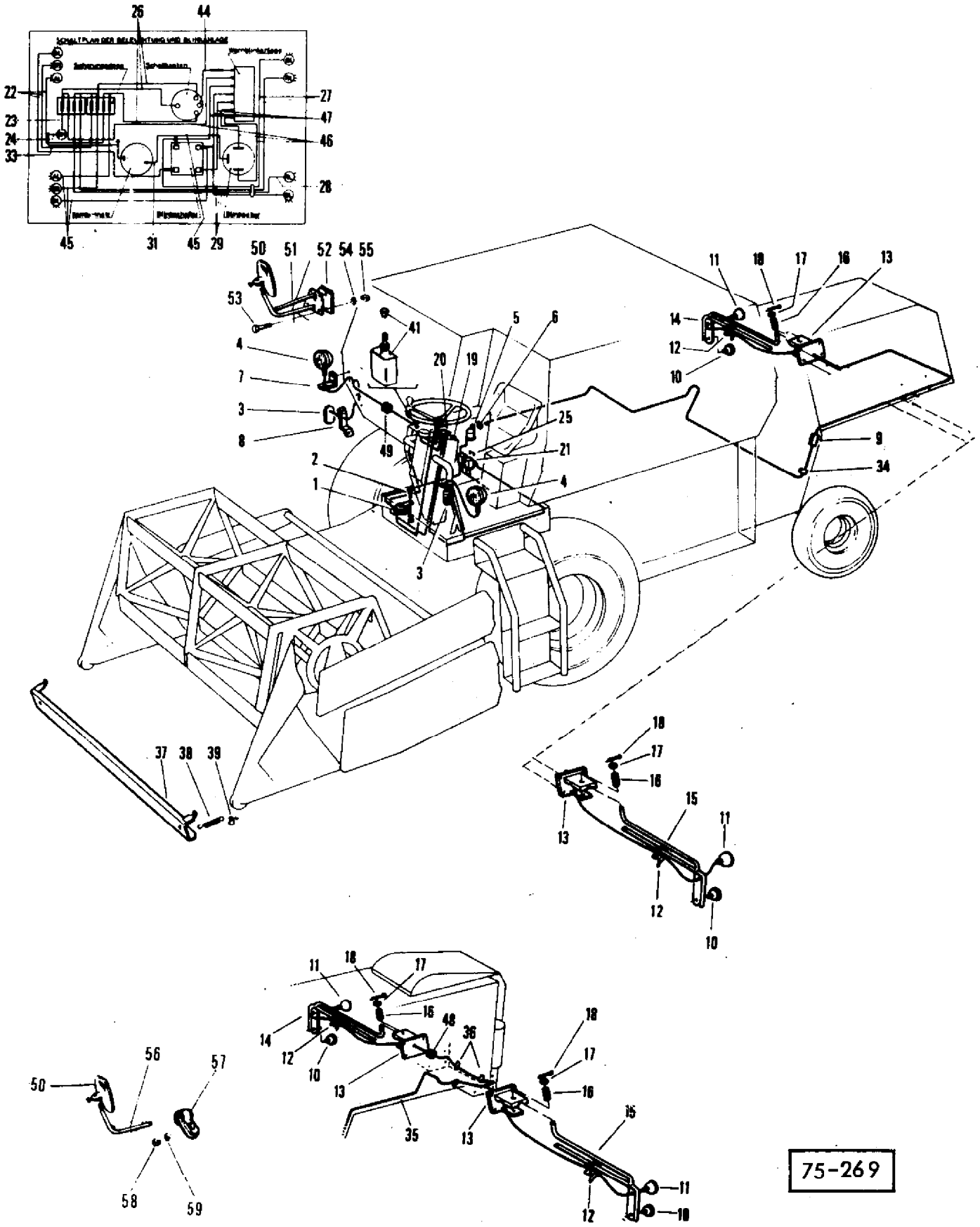
(D)

Up to Serial or Engine Number C1128299

(E)

From Serial or Engine Number C1228301

ECLAIRAGE } ALLEMAGNE
BELEUCHTUNG } DEUTSCHLAND
LIGHTING } GERMANY



75-269

AGCO Corporation
Parts List Report

Massey Ferguson (Europe)
MF 186 COMBINE
Page 184 - LIGHTING - GERMANY

Item	Part Number	Qty	Part Description	Comments
				GERMANY
1	413361M1	1	Horn	
2	339124X1	1	Screw Metric	
	339374X1	1	Lock Washer	
	339169X1	1	Nut Metric	
3	324130M1	2	Flasher	
	405813M1	2	Bulb 2w Instr.	18W
4	418689M1	2	Lamp	
	326917M1	2	Bulb	15W
	322795M1	2	Bulb	2W
5	406220M1	1	Blinker	
6	418691M1	1	Washer	
	339666X1	2	Screw Metric	
	339375X1	2	Lock Washer	
	339030X1	2	Nut Metric	
7	418692M1	1	Strap	
	339124X1	2	Screw Metric	
	339374X1	2	Lock Washer	
	339169X1	2	Nut Metric	
8	418693M1	1	Bearer	
	390903X1	2	Screw Metric	
	339375X1	2	Lock Washer	
	339030X1	2	Nut Metric	
9	416546M1	6	Connector	
	1440996X1	2	Rivet	
10	416085M1	2	Reflector	
11	406204M1	2	Lamp	
	327711M1	2	Bulb	10W
	405813M1	2	Bulb 2w Instr.	18W
12	403211M1	6	Clamp	
13	418694M91	2	Bracket	
	339560X1	8	Screw Metric	
	339375X1	8	Lock Washer	
	339030X1	8	Nut Metric	
14	1724808M91	1	Bearer	Right Hand
	418698M91	1	Support	(A) Right Hand
	1724806M91	1	Bearer	Left Hand
	418701M91	1	Support	(A)

Left Hand

	359451X1	2	Bolt	
	339402X1	2	Nut Metric	
16	326690M1	2	Spring	
17	339763X1	2	Washer	
18	390446X1	2	Pin	
19	320808M1	1	Switch	
20	407764M1	1	Switch	
	403704M1	2	Bulb 12v 2w	(B)
	908597M1	2	Bulb	(C)
				2W
21	320809M2	2	Box	
	320810M2	8	Fuse	15A
	339112X1	4	Screw Metric	
	339382X1	4	Lock Washer	
	339111X1	4	Nut	
22	418703M1	1	Harness	
23	418704M1	1	Cable	
24	418705M1	1	Cable	
25	320823M1	5	Rail	
26	403203M1	1	Harness	
27	418870M1	1	Harness	
28	418869M1	1	Harness	
29	418708M1	1	Harness	
31	418709M1	1	Cable	
33	418711M1	1	Cable	
34	418712M1	1	Clamp	
35	418904M1	1	Harness	(A)
36	321564M1	2	Clip	(A)
	339560X1	2	Screw Metric	
	339375X1	2	Lock Washer	
	339030X1	2	Nut Metric	
37	419024M91	1	Guard	
38	326639X1	2	Spring	
39	322979M1	2	Knotter Hook	
41	1724365M91	1	Blinker	(D)
	908267M2	1	Switch	(E)
	403704M1	1	Bulb 12v 2w	(E)
				2W
	414173M1	1	Cable	
44	1722941M1	1	Wire	
45	1723150M1	1	Harness	
46	1723151M1	1	Harness	
47	1723152M1	3	Harness	
48	320858M1	3	Grommet	
49	322825M1	2	Grommet	

50	1724776M1	1	Mirror	
51	1724895M91	1	Bearer	Right Hand
52	1724037M1	4	Plate	
53	339123X1	4	Screw Metric	
54	339374X1	4	Lock Washer	
55	339169X1	4	Nut Metric	
56	916021M1	1	Bearer	Left Hand
57	403698M1	1	Clamp	
58	339402X1	2	Nut Metric	
59	339534X1	1	Washer Metric	

(A)

STRAW PRESS

(B)

Up to Serial or Engine Number C1128299

(C)

From Serial or Engine Number C1128301

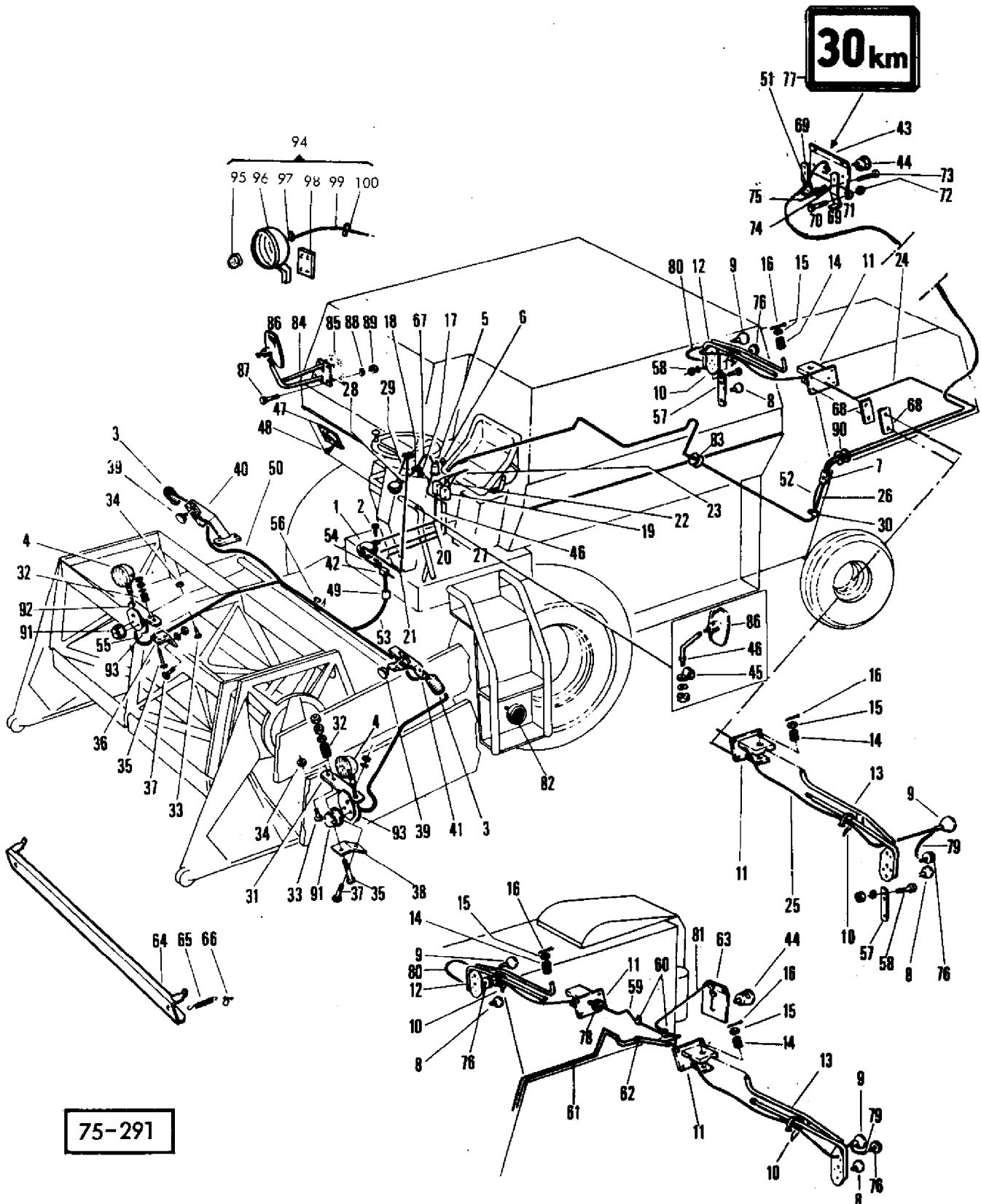
(D)

Up to Serial or Engine Number 3104

(E)

From Serial or Engine Number 3105

ECLAIRAGE }
BELLUCHTUNG }
LIGHTING }
AUTRICHE }
OSTERREICH }
AUSTRIA }



AGCO Corporation
Parts List Report

Massey Ferguson (Europe)
MF 186 COMBINE
Page 188 - LIGHTING - AUSTRIA

Item	Part Number	Qty	Part Description	Comments
				AUSTRIA
1	416361M1	1	Horn	
2	339124X1	1	Screw Metric	
	339374X1	1	Lock Washer	
	339169X1	2	Nut Metric	
3	324130M1	2	Flasher	
	405813M1	2	Bulb 2w Instr.	18W
4	418689M1	2	Lamp	
	326917M1	2	Bulb	15W
	322795M1	2	Bulb	2W
5	406220M1	1	Blinker	
6	418691M1	1	Washer	
	339666X1	2	Screw Metric	
	339375X1	2	Lock Washer	
	339030X1	2	Nut Metric	
7	416546M1	6	Connector	
	1441004X1	1	Rivet	
8	416085M1	2	Reflector	
9	1723391M1	2	Lamp	
	327711M1	2	Bulb	10W
	405813M1	2	Bulb 2w Instr.	18W
10	403211M1	7	Clamp	
	339761X1	4	Screw Metric	
	339374X1	4	Lock Washer	
	339169X1	4	Nut Metric	
11	418694M91	2	Bracket	
	339560X1	8	Screw Metric	
	339375X1	8	Lock Washer	
	339030X1	8	Nut Metric	
12	1723382M91	1	Support	Right Hand
13	1723386M91	1	Support	Left Hand
	339451X1	1	Screw Metric	
	339402X1	2	Nut Metric	
14	326690M1	2	Spring	
15	339763X1	2	Washer	
16	339446X1	2	Bush	
17	320808M1	1	Switch	
18	407764M1	1	Switch	
	403704M1	2	Bulb 12v 2w	(A)

	908597M1	2	Bulb	2W (B) 2W
19	320809M2	2	Box	
	320810M2	8	Fuse	15A
20	418704M1	1	Cable	
21	418705M1	1	Cable	
22	320823M1	5	Rail	
23	403203M1	1	Harness	
24	1723468M1	1	Harness	
25	1723470M1	1	Harness	
26	418708M1	1	Harness	
257	416545M1	1	Cable	
28	418709M1	1	Cable	
29	418711M1	1	Cable	
30	968429M1	1	Fastener	
31	412037M91	1	Support	(C)
	1723482M91	1	Bearer	(D)
32	326550X1	2	Spring	
33	391484X1	2	Screw Metric	
34	339030X1	2	Nut Metric	
35	339256X1	2	Bolt Metric	
	339056X1	2	Washer Metric	
	339169X1	4	Nut Metric	
36	418802M1	1	Bearer	Right Hand
37	339123X1	4	Screw Metric	
	339374X1	4	Lock Washer	
	339169X1	4	Nut Metric	
38	418803M1	1	Support	Left Hand
39	403697M1	2	Reflector	(C)
40	418804M91	1	Bracket	(C)
				Right Hand
	1722584M91	1	Bracket	(D)
				Right Hand
41	418807M91	1	Bracket	(C)
				Left Hand
	1722579M91	1	Bearer	(D)
				Left Hand
42	1700890M1	1	Switch	(C)
	1440993X1	1	Seal	(C)
43	1723380M91	1	Plate	
44	322799M1	1	Lamp	(C)
	326977M1	1	Light	(D)
	322801M1	1	Bulb	5W
45	403698M1	1	Clamp	
	339534X1	2	Washer Metric	

	339402X1	1	Nut Metric	
46	916021M1	1	Bearer	Left Hand
47	324135M1	1	Plate	(C)
48	339112X1	4	Screw Metric	
	339382X1	4	Lock Washer	
	339111X1	4	Nut	
49	328999M1	6	Connector	
50	419048M1	1	Harness	
51	418921M1	1	Harness	(C)
	1723472M1	1	Harness	(D)
52	418812M1	1	Harness	(C)
	1723395M1	1	Harness	(D)
53	418813M1	1	Harness	
54	418814M1	1	Cable	(C)
55	404980M3	1	Harness	
56	403211M1	20	Clamp	
57	418815M1	2	Plate	(C)
58	339560X1	4	Screw Metric	(C)
	339375X1	4	Lock Washer	(C)
	339030X1	4	Nut Metric	(C)
59	1723601M1	1	Harness	(E)
60	321564M1	3	Clip	(F)
61	418966M1	1	Harness	(C)
	1723605M1	1	Cable	(D)
62	321564M1	1	Clip	
63	1723600M91	1	Plate	(E)
64	419024M91	1	Guard	
65	326639M1	2	Spring	
66	322979M1	2	Knotter Hook	
67	1722191M1	1	Harness	
68	1730353M1	2	Spacer	(E)
69	1730425M1	2	Bracket	(E)
70	416503M1	2	Bolt	(E)
71	339374X1	2	Lock Washer	(E)
72	339169X1	2	Nut Metric	(E)
73	339560X1	4	Screw Metric	(E)
74	339375X1	4	Lock Washer	(E)
75	339030X1	4	Nut Metric	(E)
76	1723304M1	2	Lamp	
	327711M1	2	Bulb	10W
77	1721902M1	1	Plate	
78	320858M1	3	Grommet	(E)
79	1723393M1	1	Cable	
80	1723394M1	1	Cable	
81	1723605M1	1	Cable	
82	1723390M1	2	Reflector	(D)

8	326920M1	1	Grommet	
84	1724895M91	1	Bearer	Right Hand
85	1724037M1	1	Plate	
86	1724776M91	2	Mirror	
87	339123X1	4	Screw Metric	
88	339374X1	4	Lock Washer	
89	339139X1	4	Screw Metric	
90	322825M1	3	Grommet	
91	1723306M1	2	Light	
	406219M1	2	Bulb 3w Festoon	3W
92	412037M91	1	Bracket	(C)
	1723483M91	1	Bearer	(D)
93	1923392M1	2	Cable	
94	403708M92	1	Lamp	
95	403710M1	1	Bulb	25W
96	403709M1	1	Lamp	
97	320858M1	1	Grommet	
98	403713M1	1	Plate	
	339560X1	4	Screw Metric	
	339375X1	4	Lock Washer	
	339030X1	4	Nut Metric	
99	403711M2	1	Cable	
100	403211M1	1	Clamp	
	403712M1	1	Clip	

(A)

Up to Serial or Engine Number C1128299

(B)

From Serial or Engine Number C1128300

(C)

Up to Serial or Engine Number 3104

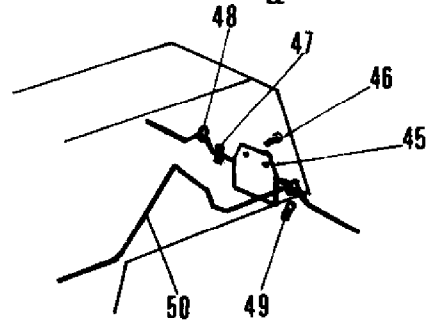
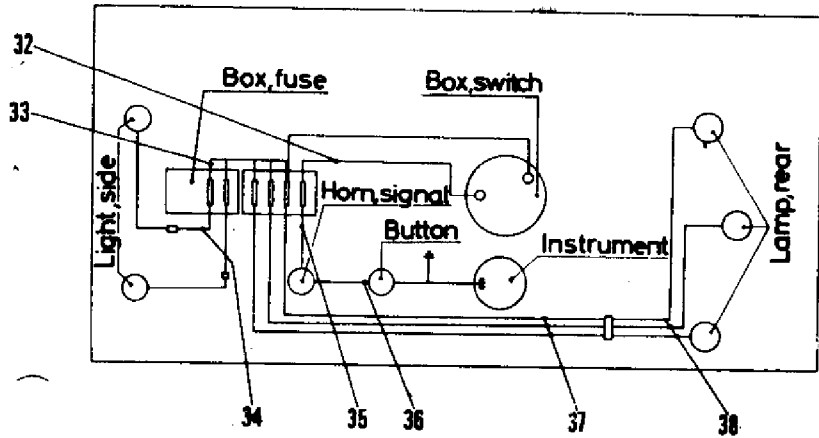
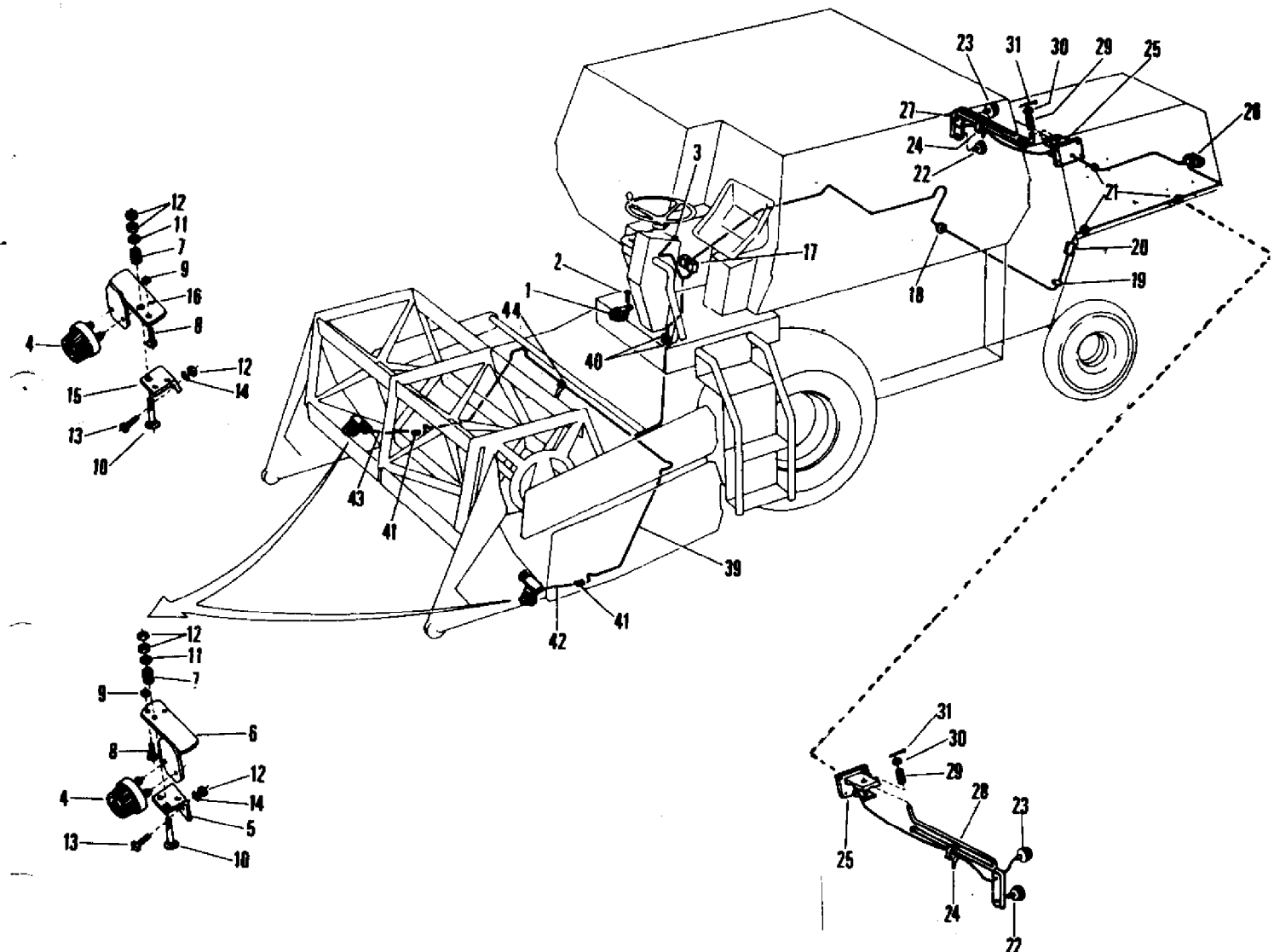
(D)

From Serial or Engine Number 3105

(E)

STRAW PRESS

ECLAIRAGE	}	ANGLETERRE
BELEUCHTUNG		ENGLAND
LIGHTING		ENGLAND



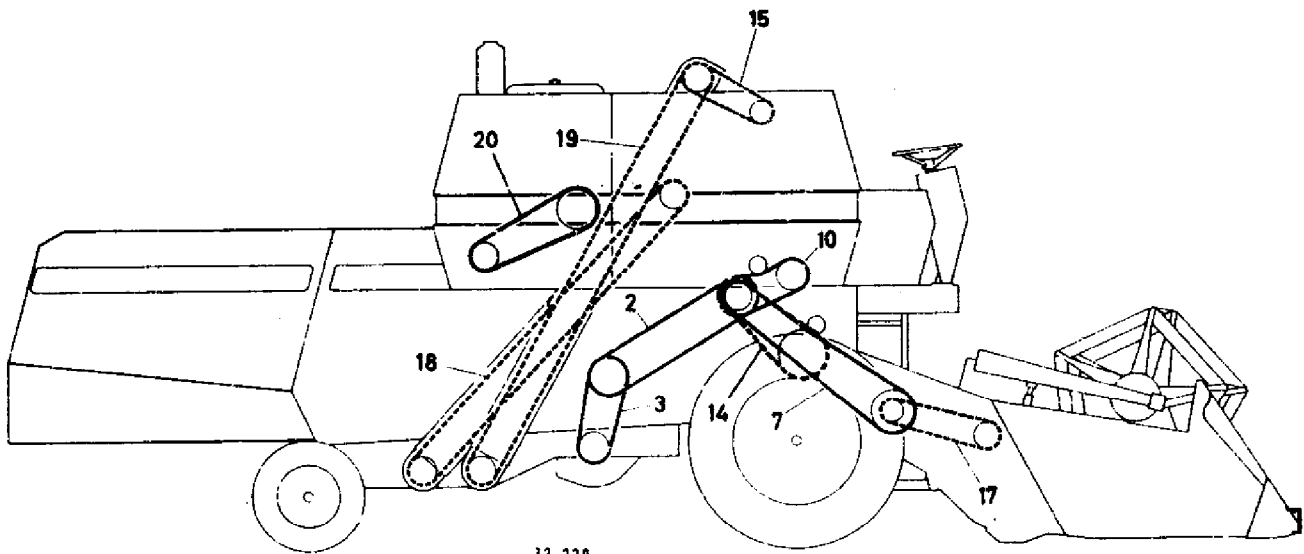
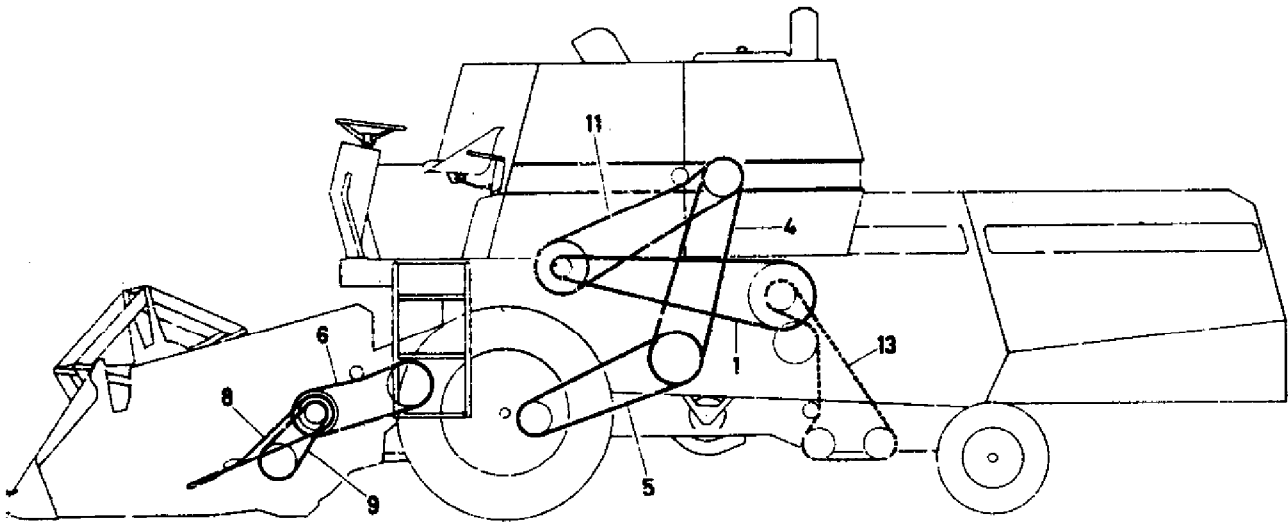
AGCO Corporation
Parts List Report

Massey Ferguson (Europe)
MF 186 COMBINE
Page 195 - LIGHTING - ENGLAND

Item	Part Number	Qty	Part Description	Comments
				ENGLAND
1	416361M1	1	Horn	
2	339124X1	1	Screw Metric	
	339374X1	1	Lock Washer	
	339169X1	1	Nut Metric	
3	320808M1	1	Switch	
4	1723306M1	2	Light	
	406219M1	2	Bulb 3w Festoon	3W
5	418803M1	1	Bracket	Left Hand
6	1723482M91	1	Bearer	Left Hand
7	1706040M1	2	Spring	
8	391484X1	2	Screw Metric	
9	339030X1	2	Nut Metric	
10	339256X1	2	Bolt Metric	
11	339056X1	2	Washer Metric	
12	339169X1	8	Nut Metric	
13	339123X1	4	Screw Metric	
14	339374X1	4	Lock Washer	
15	418802M1	1	Bearer	Right Hand
	1724247M1	1	Bracket	Right Hand
16	1723483M91	1	Bearer	Right Hand
17	320809M2	2	Box	
	320810M2	6	Fuse	
	339112X1	4	Screw Metric	
	339382X1	4	Lock Washer	
	339111X1	4	Nut	
18	326920M1	1	Grommet	
19	968429M1	1	Fastener	
20	416546M1	3	Connector	
21	322825M1	3	Grommet	
22	416085M1	2	Reflector	
23	1723304M1	2	Lamp	
	327711M1	2	Bulb	10W
24	403211M1	6	Clamp	
25	418694M91	2	Bracket	
	339560X1	8	Screw Metric	
	391484X1	8	Screw Metric	(A)
	338375X1	8	Lock Washer	
	339030X1	8	Nut Metric	

26	326977M1	1	Light	
	322801M1	1	Bulb	5W
27	1723326M91	1	Tube	Right Hand
28	1723329M91	1	Tube	Left Hand
	339451X1	2	Screw Metric	
	339402X1	4	Nut Metric	
29	1706022M1	2	Spring	
30	339763X1	2	Washer	
31	391402X1	2	Pin	
32	1723766M1	1	Harness	
33	320823M1	4	Rail	
34	1723767M1	1	Cable	
35	418704M1	1	Cable	
36	418705M1	1	Cable	
37	1723768M1	1	Cable	
38	1723769M1		Harness	(B)
	1723771M1	1	Harness	(A)
39	1723772M1	1	Harness	
40	328999M1	2	Connector	
41	328999M1	2	Connector	
42	1723392M1	1	Cable	Left Hand
43	1723773M1	1	Cable	Right Hand
44	403211M1	20	Clamp	
45	1723600M91	1	Plate	(A)
46	339560X1	2	Screw Metric	(A)
	339375X1	2	Lock Washer	(A)
	339030X1	2	Nut Metric	(A)
47	321564M1	2	Clip	(A)
	339560X1	2	Screw Metric	(A)
	339375X1	2	Lock Washer	(A)
	339030X1	2	Nut Metric	(A)
48	320858M1	3	Grommet	(A)
49	321564M1	1	Clip	(A)
50	1723605M1	1	Cable	(A)
				(A)
				STRAW PRESS
				(B)
				HOOD

COURROIES ET CHAINES
TREIBRIEMEN UND KETTEN
DRIVE BELTS AND CHAINS



11-229

AGCO Corporation
Parts List Report

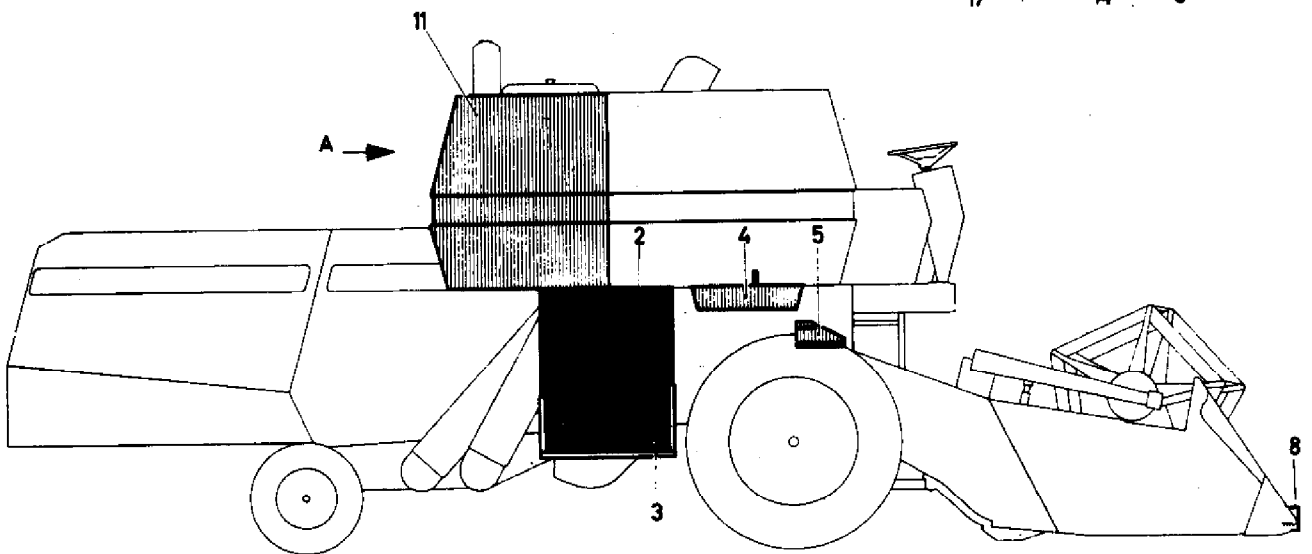
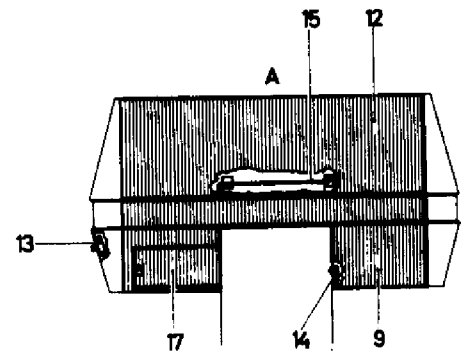
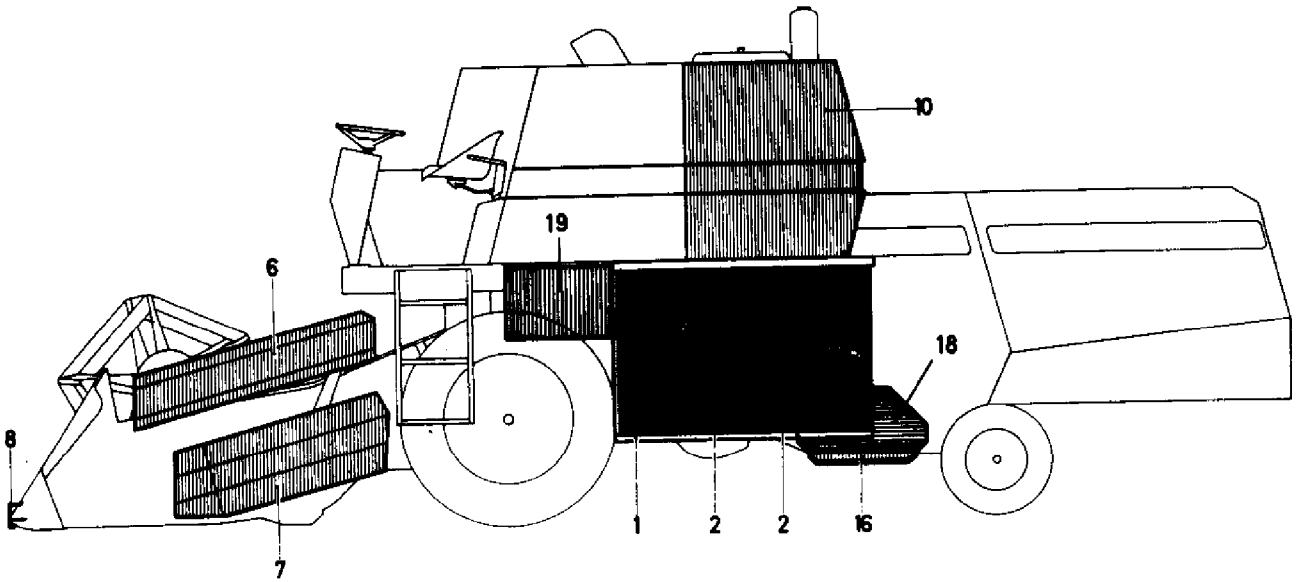
Massey Ferguson (Europe)

MF 186 COMBINE

Page 196 - DRIVE BELTS AND CHAINS

Item	Part Number	Qty	Part Description	Comments
1	621258M1	1	Belt	
2	621261M1	1	Belt	
3	621262M1	1	Belt	
4	401109M1	1	Belt	
5	417995M1	1	Belt	
6	417972M1	1	Belt	
7	417974M1	1	Belt	(C)
	1724154M1	1	Belt	(D)
8	402607M1	1	Belt	
	1722835M1	1	Belt	(E)
9	418209M1	1	Belt	(A)
	413840M91	1	Chain	(B)
10	621259M1	1	Belt	
11	418232M1	1	Belt	
13	418462M1	1	Chain	
14	416378M91	1	Chain	
15	418735M91	1	Chain	
17	413930M91	1	Chain	
18	417931M91	1	Chain	
19	405347M91	1	Chain	
20	418900M1	1	Belt	(A)
				8'
				(B)
				10'
				(C)
				Up to Serial or Engine Number 3883
				(D)
				From Serial or Engine Number 3884
				(E)
				WOBBLE DRIVE

GARANTS
 SCHUTZBLECHE
 GUARDS



AGCO Corporation
Parts List Report

Massey Ferguson (Europe)

MF 186 COMBINE

Page 199 - GUARDS-TRANSMISSION

Item	Part Number	Qty	Part Description	Comments
1	418308M92	1	Bearer	Left Hand
	339761X1	2	Screw Metric	
	339024X1	2	Washer Metric	
	339374X1	2	Lock Washer	
	339169X1	2	Nut Metric	
	339124X1	1	Screw Metric	
	339374X1	1	Lock Washer	
	339169X1	1	Nut Metric	
2		3	Screen	
3	418319M91	1	Bearer	Right Hand
	339123X1	2	Screw Metric	
	339374X1	2	Lock Washer	
	339169X1	2	Nut Metric	
4	419041M91	1	Guard	
	339124X1	2	Screw Metric	
	339123X1	1	Screw Metric	
	391166X1	3	Washer Metric	
	339374X1	3	Lock Washer	
	339169X1	3	Nut Metric	
5	418979M1	1	Cowl	
6	418329M91	1	Guard	
	1706587M1	2	Bush	
	339291X1	1	Bolt Metric	
	339374X1	1	Lock Washer	
	339169X1	1	Nut Metric	
7	418326M91	1	Guard	
8	419024M91	1	Guard	
	1706101M1	2	Spring	
	322979M1	2	Knotter Hook	
9	418263M91	1	Support	
	339123X1	4	Screw Metric	
	339024X1	4	Washer Metric	
	339374X1	4	Lock Washer	
	339139X1	4	Screw Metric	
10	418277M91	1	Side	Left Hand
	339024X1	4	Washer Metric	
	339106X1	4	Nut Metric	
	339107X1	3	Wingbolt	
	339374X1	7	Lock Washer	

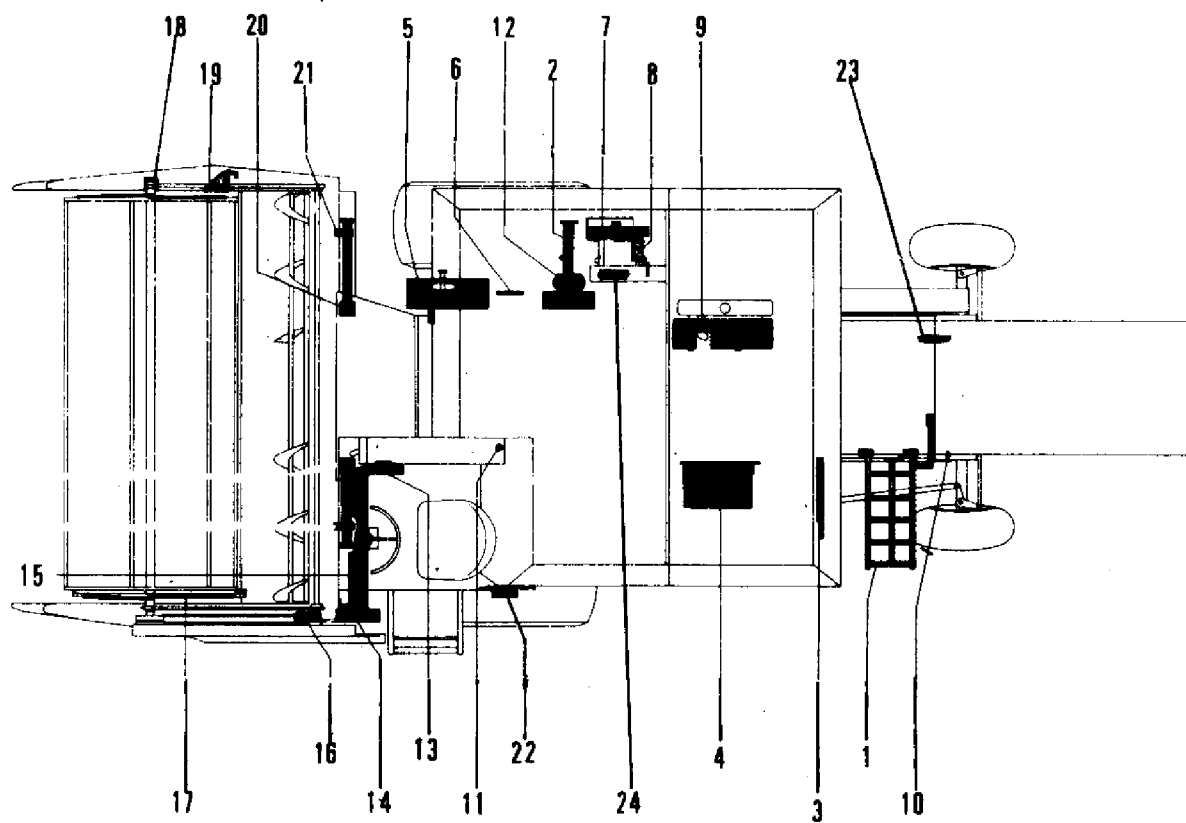
	339169X1	3	Nut Metric	
11	418281M91	1	Side	Right Hand
	339024X1	4	Washer Metric	
	339106X1	4	Nut Metric	
	339107X1	3	Wingbolt	
	339374X1	7	Lock Washer	
12	418798M91	1	Door	
	339124X1	1	Screw Metric	
	339761X1	1	Screw Metric	
	339374X1	2	Lock Washer	
	339169X1	2	Nut Metric	
13	418294M91	1	Bearer	
	418296M1	X	Shim	
	339451X1	2	Screw Metric	
	339025X1	4	Washer Metric	
	339376X1	2	Lock Washer	
	339402X1	2	Nut Metric	
14	418306M1	2	Anglepiece	
	339124X1	2	Screw Metric	
	339170X1	2	Screw	
	339697X1	2	Washer	
	339374X1	4	Lock Washer	
	339169X1	4	Nut Metric	
15	418307M1	1	Stem	
	339076X1	1	Pin	
16	418473M91	1	Guard	
	339560X1	4	Screw Metric	
	339375X1	4	Lock Washer	
	339030X1	4	Nut Metric	
17	418297M91	1	Boot	
	418304M1	2	Stem	
	418305M1	1	Door	
	418065M1	1	Fastener	
	786051M2	1	Cup	
18	419494M91	1	Guard	(A)
	339230X1	1	Screw Metric	(A)
	339692X1	1	Washer	(A)
	339375X1	1	Lock Washer	(A)
19	1721814M91	1	Cowl	(A)
	339107X1	1	Wingbolt	(A)
	339024X1	1	Washer Metric	(A)
	339374X1	1	Lock Washer	(A)
				TOOL BOX CONTENTS
				NOT ILLUSTRATED
	1603181M91	1	Gun	
	403217M1	1	Oiler	

390185X1	1	Hammer
403215M1	1	Screwdriver
391113X1	1	Wrench
390184X1	1	Wrench
322685M1	1	Wrench
391108X1	1	Wrench
322686M1	1	Wrench
390860X1	1	Wrench
322687M1	1	Spanner
323485M1	1	Spanner
789346M91	2	Guard
789351M1	2	Plate
340601X1	2	Rivet

(A)

From Serial or Engine Number 3105

GARANTS SUPPLEMENTAIRES
ERGANZUNGSSCHUTZBLECHE
ADDITIONAL GUARDS



AGCO Corporation
Parts List Report

Massey Ferguson (Europe)
MF 186 COMBINE
Page 203 - ADDITIONAL GUARDS

Item	Part Number	Qty	Part Description	Comments
1	1723497M91	1	Ladder	
	339556X1	2	Bolt Metric	
	339124X1	3	Screw Metric	
	390379X1	2	Bolt Metric	
	339374X1	4	Lock Washer	
	339169X1	4	Nut Metric	
2	1723575M91	1	Tube	
	390379X1	1	Bolt Metric	
	339451X1	3	Screw Metric	
3	1723540M1	1	Cowl	
	391074X1	2	Screw Metric	
	339375X1	2	Lock Washer	
	339030X1	2	Nut Metric	
	390379X1	1	Bolt Metric	
4	1723505M94	1	Cowl	
	339761X1	1	Screw Metric	
	339374X1	1	Lock Washer	
	339169X1	1	Nut Metric	
5	1724161M91	1	Guard	
	339123X1	3	Screw Metric	
	391166X1	3	Washer Metric	
	339374X1	2	Lock Washer	
	339169X1	3	Nut Metric	
	339761X1	1	Screw Metric	
6	1723541M1	1	Cowl	
7	1723510M91	1	Cowl	
	339124X1	3	Screw Metric	
	339374X1	3	Lock Washer	
	339169X1	1	Nut Metric	
8	1723507M91	1	Cowl	
	390379X1	2	Bolt Metric	
9	1723523M91	1	Guard	
	339337X1	2	Screw Metric	
	339374X1	2	Lock Washer	
	339169X1	2	Nut Metric	
10	1441757X1	1	Screw Metric	
11	1723622M1	1	Knob	
12	1723572M91	1	Channel	
	1723574M91	1	Channel	

	339228X1	1	Screw Metric	
	339374X1	4	Lock Washer	
	339124X1	4	Screw Metric	
	339374X1	1	Lock Washer	
	339169X1	2	Nut Metric	
13	1723595M91	1	Cowl	
14	1723562M91	1	Cowl	
	339124X1	2	Screw Metric	
	339374X1	2	Lock Washer	
15	1723594M91	1	Cowl	(A)
	1723590M91	1	Channel	(B)
	1723592M91	1	Cowl	(A)
	1723587M91	1	Channel	(B)
	391074X1	6	Screw Metric	
	339375X1	6	Lock Washer	
	339030X1	6	Nut Metric	
	339123X1	6	Screw Metric	
	339761X1	1	Screw Metric	
	339374X1	1	Lock Washer	
	339169X1	1	Nut Metric	
	391166X1	1	Washer Metric	
16	1723568M91	1	Cowl	(A)
	1723565M91	1	Guard	(A-B)
17	1723539M1	4	Cowl	
	390903X1	32	Screw Metric	
	339375X1	32	Lock Washer	
	339030X1	32	Nut Metric	
18	1723515M1	1	Cowl	
19	1723517M91	1	Guard	
	339230X1	2	Screw Metric	
	339375X1	2	Lock Washer	
	339030X1	2	Nut Metric	
20	916177M91	1	Bearer	
	339761X1	2	Screw Metric	
	339123X1	2	Screw Metric	
	339374X1	4	Lock Washer	
	1723606M91	1	Stand	
	1441759X1	1	Clevis Pin	
	339038X1	1	Pin	
21	1721441M91	2	Fastener	
	1723609M91	1	Tie	
	339761X1	1	Screw Metric	
22	1722431M91	1	Guard	
23	1723616M1	2	Washer	
	1723533M91	1	Guard	
	339123X1	2	Screw Metric	

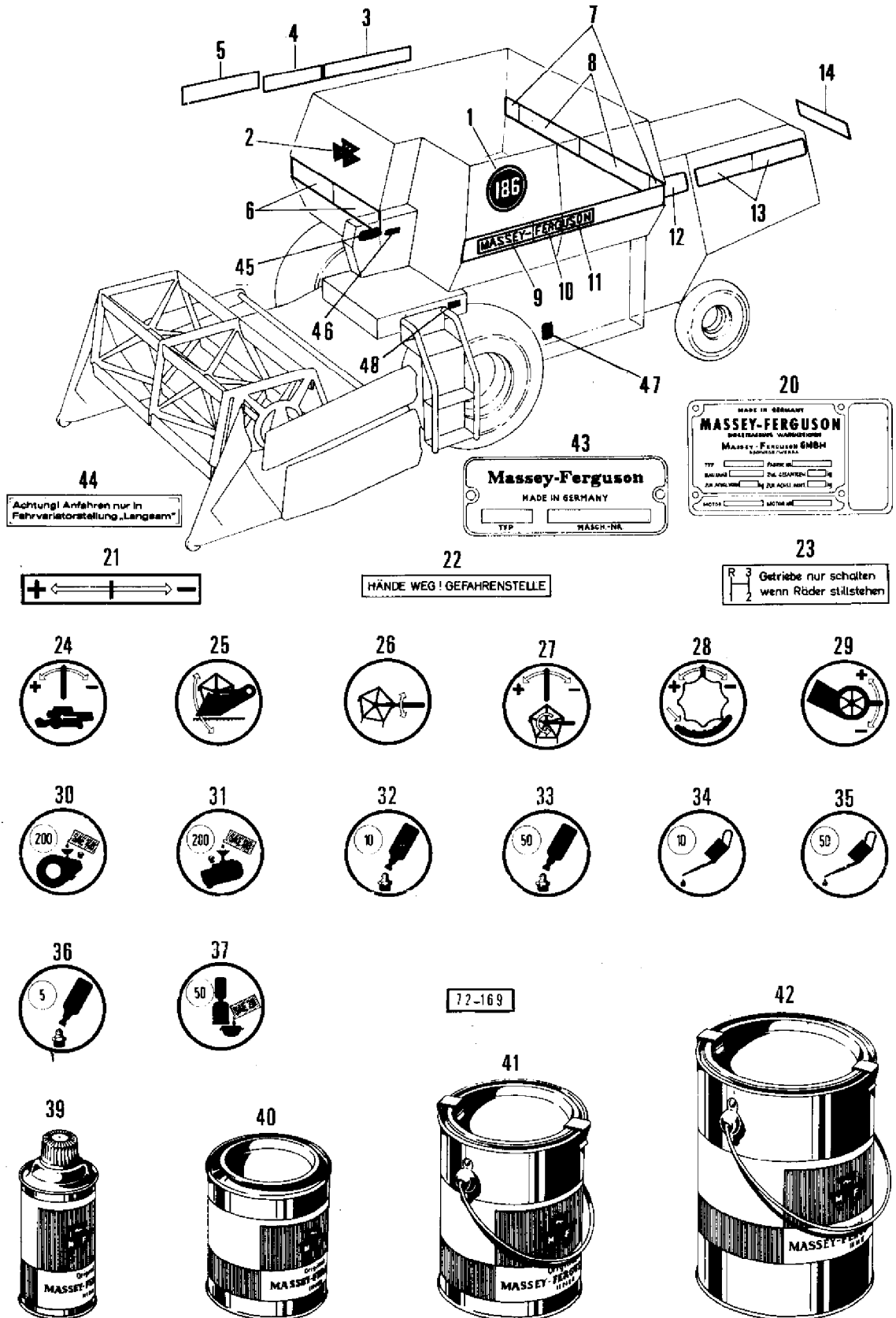
(A)

8'

(B)

10'

DECALCOMANIE ET COULEURS
 ABZIEHBILDER UND FARBE
 TRANSFERS AND COLOUR



AGCO Corporation
Parts List Report

Massey Ferguson (Europe)
MF 186 COMBINE
Page 207 - TRANSFERS AND COLOUR

Item	Part Number	Qty	Part Description	Comments
1	418827M1	2	Decal	186"
2	196220M1	1	Decal	
3	419117M1	1	Decal	
4	419123M1	1	Decal	
5	419118M1	1	Decal	
6	419121M1	2	Decal	
7	419119M1	2	Decal	
8	419120M1	2	Decal	
9	1721891M1	1	Decal	
10	1721893M1	1	Decal	
11	1721892M1	1	Decal	
12	419126M1	1	Decal	Left Hand
	419125M1	1	Decal	Right Hand
13	419128M1	1	Decal	Left Hand
	1721895M1	1	Decal	Left Hand
	419127M1	1	Decal	Right Hand
	419133M1	1	Decal	Right Hand
14	419129M1	1	Decal	
20	917044M2	1	Plate	
	391349X1	4	Rivet	
21	418841M1	1	Decal	
22	410230M1	1	Decal	
23	418828M1	1	Decal	(A)
	418829M1	1	Decal	(B)
	418830M1	1	Decal	(C)
24	1440129X1	1	Decal	
25	1440111X1	1	Decal	
26	1440108X1	1	Decal	
27	1440110X1	1	Decal	
28	1440112X1	1	Decal	
29	1440107X1	1	Decal	
30	1440116X1	2	Decal	
31	1440113X1	1	Decal	
32	1440101X1	4	Decal	
33	1440102X1	4	Decal	
34	1440104X1	2	Decal	
35	1440105X1	2	Decal	
36	1440100X1	1	Decal	
37	1440119X1	1	Decal	

39	328745M1	X	Bottle	
40	411350M1	X	Paint Red	1KG
	406188M1	X	Paint	1KG
41	411351M1	X	Paint Red	2KG
	406189M1	X	Paint	2KG
42	411352M1	X	Paint Red	5KG
	406190M1	X	Paint	5KG
43	408071M1	1	Nameplate	
	391349X1	2	Rivet	
44	1724702M1	1	Decal	(A)
	1724705M1	1	Decal	(B)
	1724706M1	1	Decal	(C)
45	405349M2	1	Decal	(A)
46	412964M1	1	Decal	(A)
	412965M1	1	Decal	(B)
	412966M1	1	Decal	(C)
47	324306M2	1	Decal	(A)
	3324307M2	1	Decal	(B)
	324308M2	1	Decal	(C)
48	324312M1	1	Decal	(A)
	324313M1	1	Decal	(B)
	324314M1	1	Decal	(C)
				(A)
				(B)
				ENGLISH
				(C)
				FRENCH
