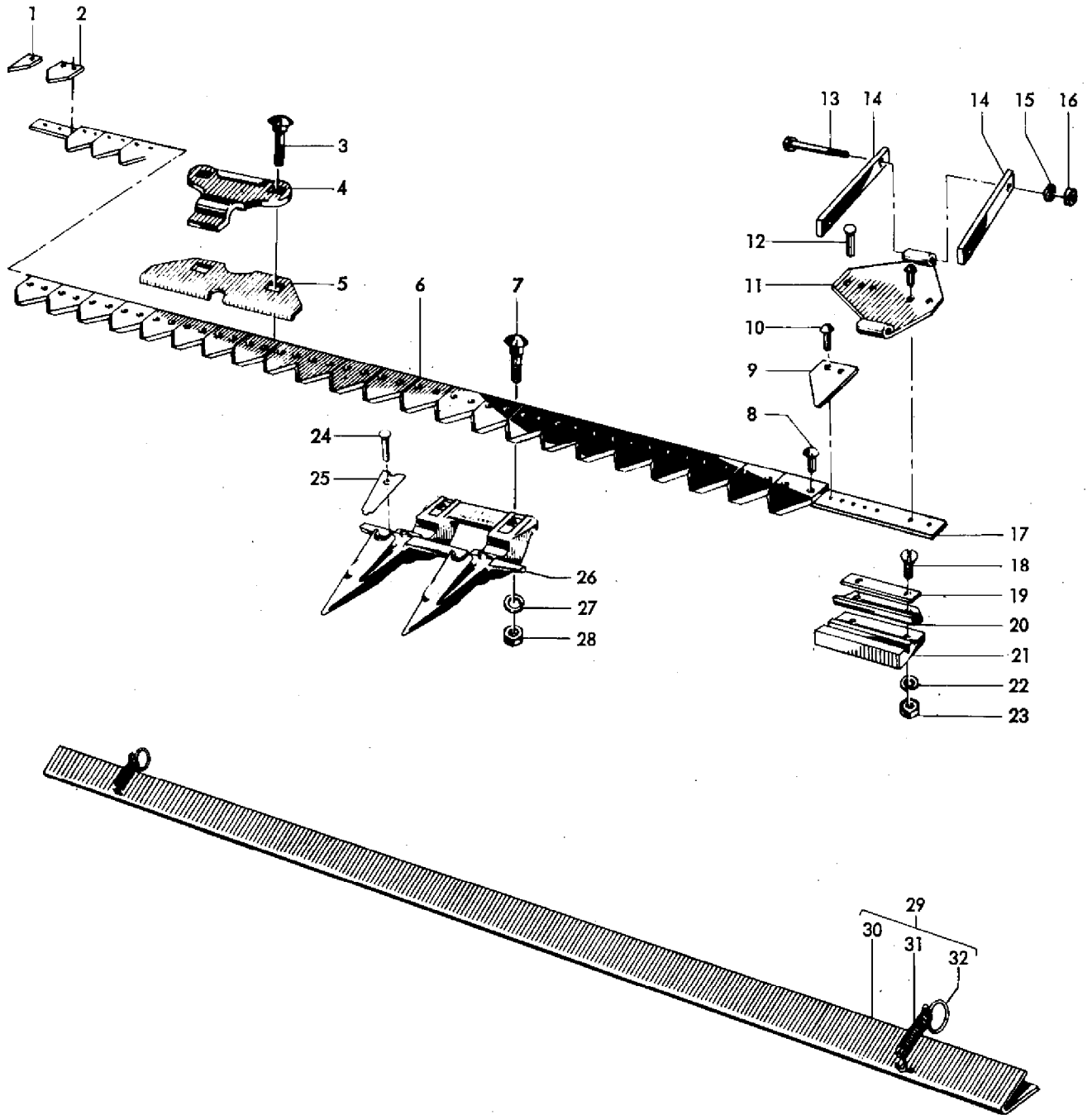


MESSER KURBELANTRIEB
KNIFE CRANK DRIVE
LAME COMMANDE A MANIVELLE

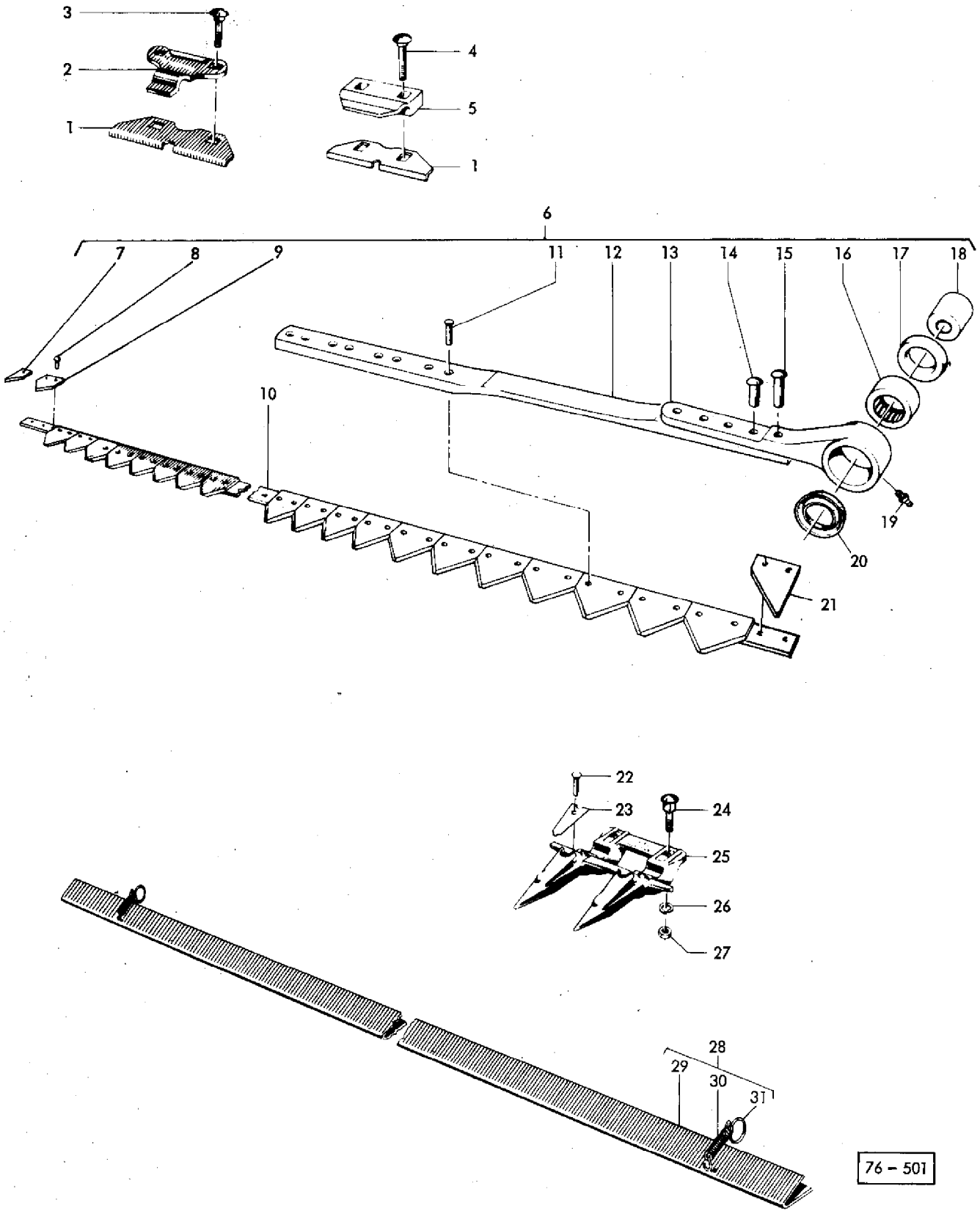


AGCO Corporation
Parts List Report

Massey Ferguson (Europe)
MF 206 COMBINE
Page 3 - KNIFE DRIVE

Item	Part Number	Qty	Part Description	Comments
1	790863M1	2	Section	
2	206236M1	33	Section	
3	1442457X1	16	Bolt Metric	
4	206195M1	8	Clip	
5	206196M1	8	Guide	
6	402320M93	1	Knife	8'
7	1442456X1	18	Screw	
8	391493X1	68	Rivet	
9	647116M1	2	Section	
10	391498X1	4	Rivet	
11	1724499M91	1	Head	
12	339419X1	5	Rivet	
13	339204X1	2	Screw	
14	402321M1	2	Plate	
15	339376X1	2	Lock Washer	
16	339402X1	2	Nut Metric	
17	1724501M1	1	Stem	
18	390640X1	2	Screw Metric	
19	404795M1	1	Plate	
20	404409M1	1	Guide	
21	404410M1	1	Guide	
22	339376X1	36	Lock Washer	
23	339402X1	36	Nut Metric	
24		34		Not Serviced, Order 26
25		34		Not Serviced, Order 26
26	609993M91	17	Finger	
27	339534X1	34	Washer Metric	
28	339402X1	34	Nut Metric	
29	402727M91	1	Shield	
30	402728M1	1	Shield	
31	322980M1	2	Spring	
32	322979M1	2	Knotter Hook	

MESSER TAUMELANTRIEB
KNIFE WOBBLE DRIVE
LAME COMMANDE OSCILLANTE



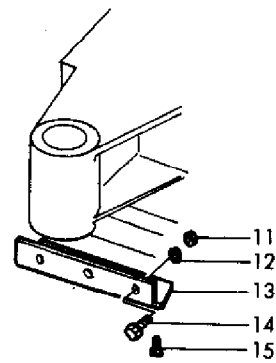
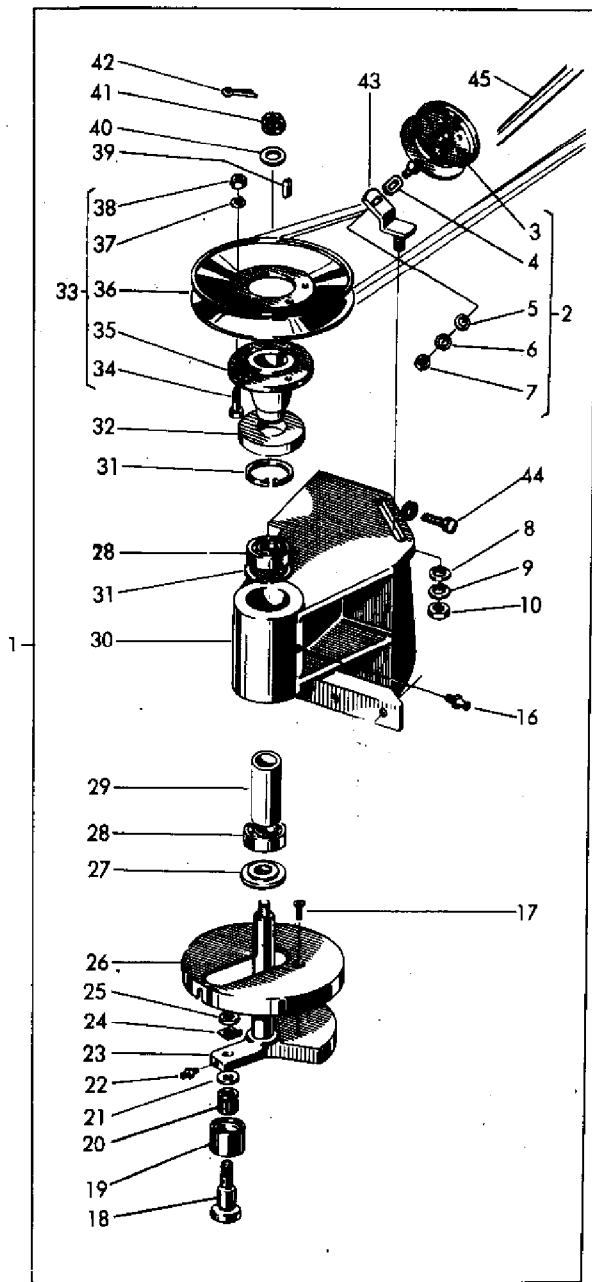
AGCO Corporation
Parts List Report

Massey Ferguson (Europe)
MF 206 COMBINE
Page 4 - KNIFE WOBBLE DRIVE

Item	Part Number	Qty	Part Description	Comments
1	206196M1	10	Guide	(A)
1	206196M1	8	Guide	(B)
2	206195M1	8	Clip	(A)
2	206195M1	6	Clip	(B)
3	1442457X1	16	Bolt Metric	(A)
3	1442457X1	12	Bolt Metric	(B)
4	1441671X1	2	Bolt Metric	(A, B)
5	786506M1	1	Clip	(A, B)
6	1723545M91	1	Knife	10' (A)
	1723543M92	1	Knife	8" (B)
	1724686M91	1	Knife	INCL. REF. 10, 13, 21 (B)
7	790863M1	2	Section	(A)
7	790863M1	1	Section	(B)
8	391493X1	74	Rivet	(A)
8	391493X1	62	Rivet	(B)
9	206236M1	39	Section	(A)
	210987M1	33	Section	(B)
10	1724506M1	1	Support	(A)
	1724505M1	1	Bearer	(B)
11	36493X	8	Rivet	(A, B)
12	785583M1	1	Spring	(A, B)
13	785584M1	1	Head	(A, B)
14	29140X1	4	Rivet	(A, B)
15	29142X	1	Rivet	(A, B)
16	883083M1	1	Bearing Needle	(A, B)
17	831225M1	1	Seal	(A, B)
18	239242M1	1	Roller	(A, B)
19	13811X	1	Grease Nipple	(A)
	200191M1	1	Nipple	(B)
20	831225M1	1	Seal	(A, B)
21	647116M1	1	Section	(A, B)
22		40		Not Serviced, Order 25 (A)
22		34		Not Serviced, Order 25 (B)

23		40		Not Serviced, Order 25 (A)
23		34		Not Serviced, Order 25 (B)
24	1442456X1	22	Screw	(A)
24	1442456X1	20	Screw	(B)
25	609993M91	20	Finger	(A)
25	609993M91	17	Finger	(B)
26	339534X1	40	Washer Metric	(A)
26	339534X1	34	Washer Metric	(B)
27	339402X1	40	Nut Metric	(A)
27	339402X1	34	Nut Metric	(B)
28	402727M91	1	Shield	(B)
	402729M91	1	Guard	(A)
29	402728M1	1	Shield	Not Serviced, Order 28 (B)
	402730M1	1	Shield	Not Serviced, Order 28 (A)
30	322980M1	2	Spring	(A, B)
31	322979M1	2	Knotter Hook	(A, B) (A)
				SERATED VERSION (B)
				1 SERATED VERSION + 1 SMOOTH VERSION

MESSERANTRIEB KURBELANTRIEB
KNIFE DRIVE CRANK DRIVE
COMMANDE DE LAME COMMANDE A MANIVELLE



AGCO Corporation
Parts List Report

Massey Ferguson (Europe)

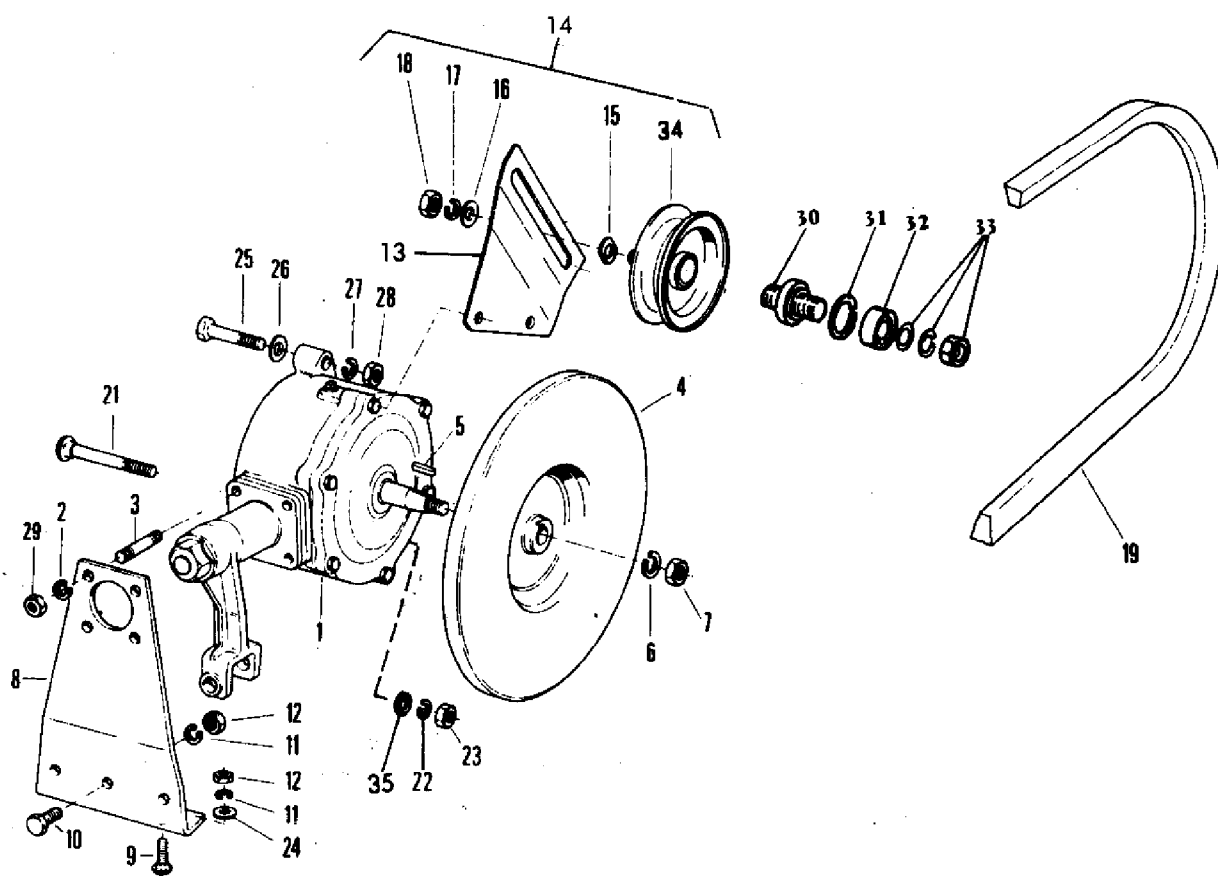
MF 206 COMBINE

Page 7 - KNIFE DRIVE - CRANK DRIVE

Item	Part Number	Qty	Part Description	Comments
				CRANK DRIVE
1	417264M91	1	Bracket	
2	416579M91	1	Pulley	
3	416580M91	1	Pulley	
4	416584M1	1	Washer	
5	339072X1	1	Washer	
6	339380X1	1	Washer	
7	339070X1	1	Nut	
8	339072X1	1	Washer	
9	339380X1	1	Washer	
10	339070X1	1	Nut	
11	339402X1	3	Nut Metric	
12	339376X1	3	Lock Washer	
13	404411M1	1	Anglepiece	
14	390809X1	3	Bolt Metric	
	339376X1	3	Lock Washer	
	339402X1	3	Nut Metric	
15	339814X1	3	Screw Metric	
	339025X1	3	Washer Metric	
16	339003X1	1	Greaser	
17	339153X1	2	Screw Metric	
18	412382M1	1	Trunnion	
19	323478M1	1	Roller	
20	339569X1	1	Bearing	
21	412381M1	1	Washer	
22	390843X1	1	Nipple	
23	417270M91	1	Shaft	
24	412383M1	1	Plate	
25	339070X1	1	Nut	
26	402997M1	1	Cover	
27	417273M1	1	Washer	
28	1440489X1	2	Bearing Ball	
29	417269M1	1	Tube	
30	417265M1	1	Bracket	
31	339199X1	2	Ring	
32	417268M1	1	Plate	
33	417266M91	1	Pulley	
34	339666X1	6	Screw Metric	
35	417267M1	1	Hub	

36	403735M91	1	Pulley
37	339375X1	6	Lock Washer
38	339030X1	6	Nut Metric
39	391411X1	1	Key Door
40	391459X1	1	Washer Metric
41	391232X1	1	Nut
42	390448X1	1	Pin
43	417205M91	1	Bearer
44	339123X1	2	Screw Metric
	339374X1	2	Lock Washer
	339169X1	2	Nut Metric
45	402607M1	1	Belt

MESSERANTRIEB TAUMELANTRIEB
KNIFE DRIVE WOBBLE DRIVE
COMMANDE DE LAME COMMANDE OSCILLANTE



78-83

AGCO Corporation
Parts List Report

Massey Ferguson (Europe)

MF 206 COMBINE

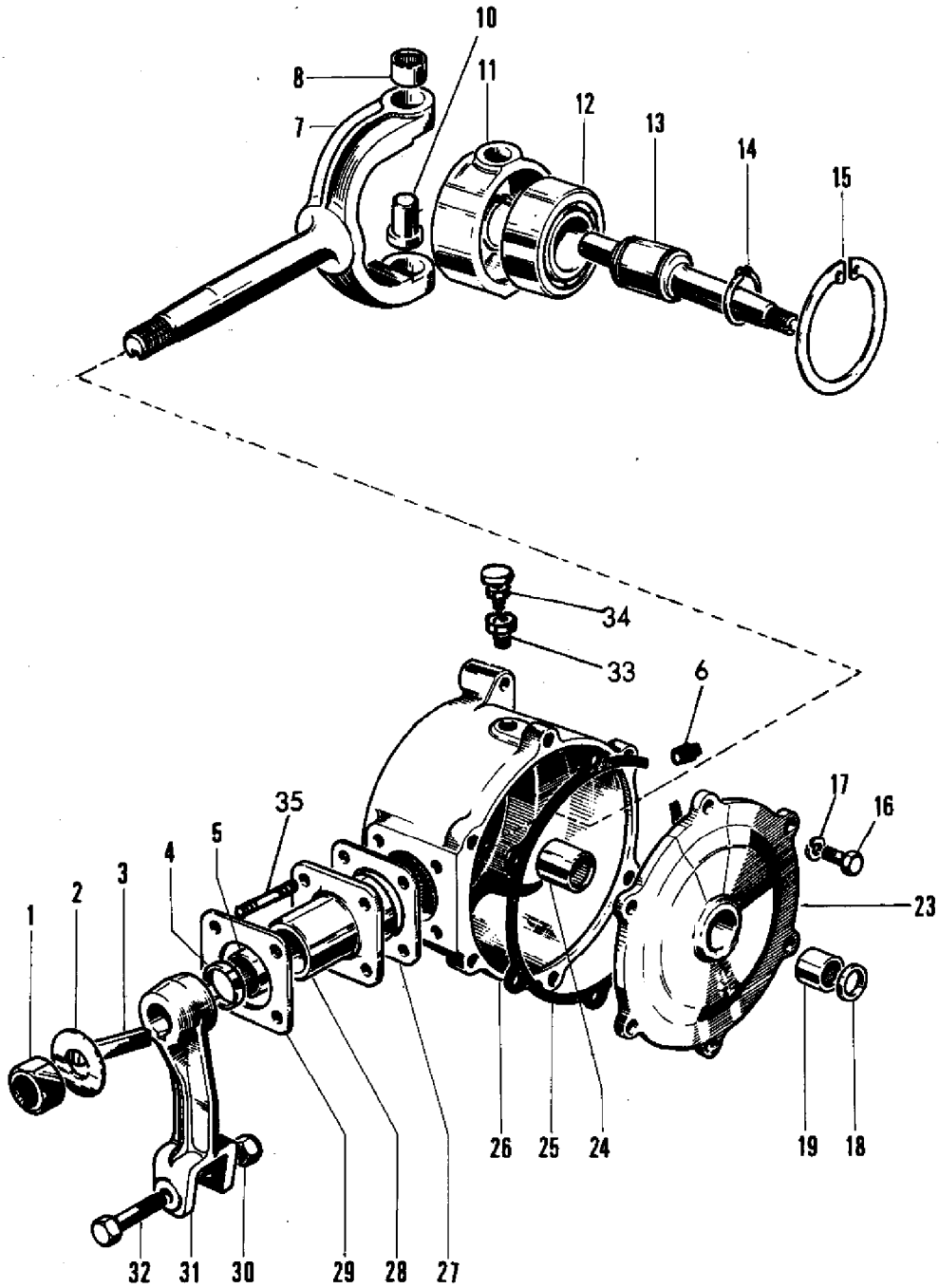
Page 8 - KNIFE DRIVE - WOBBLE DRIVE

Item	Part Number	Qty	Part Description	Comments
				WOBBLE DRIVE
1	1724135M91	1	Wobble Drive	(A)
2	609930M1	4	Washer	
3	357133X1	4	Stud	
4	1723905M1	1	Pulley	
5	1721356M1	1	Key Door	
6	339377X1	1	Lock Washer	
7	353427X1	1	Nut Unf	
8	1721348M1	1	Bracket	
9	390809X1	3	Bolt Metric	
10	339814X1	3	Screw Metric	
11	339376X1	6	Lock Washer	
12	339402X1	6	Nut Metric	
13	916649M1	1	Support	
14	621579M91	1	Pulley	
15	391102X1	1	Washer Metric	
16	339072X1	1	Washer	
17	339380X1	1	Washer	
18	339070X1	1	Nut	
19	1722835M1	1	Belt	
21	391231X1	1	Bolt Metric	
22	339376X1	1	Lock Washer	
23	339402X1	1	Nut Metric	
24	339025X1	3	Washer Metric	
25	339679X1	1	Screw Metric	
26	391396X1	2	Washer Metric	
27	339376X1	2	Lock Washer	
28	339402X1	2	Nut Metric	
29	353426X1	4	Nut Unf	
30	916003M1	1	Pin	
31	208230M1	1	Ring	
32	22258X	1	Bearing Assy	
33	353774X1	1	Washer	
	353433X1	1	Lock Washer	
	353429X1	1	Nut Unf	
34	213736X1	1	Pulley	
35	196107M1	1	Washer	

(A)

See Page/Reference Number 10

GETRIEBE TAUMELANTRIEB
 WOBBLE DRIVE
 BOITIER DE COMMANDE

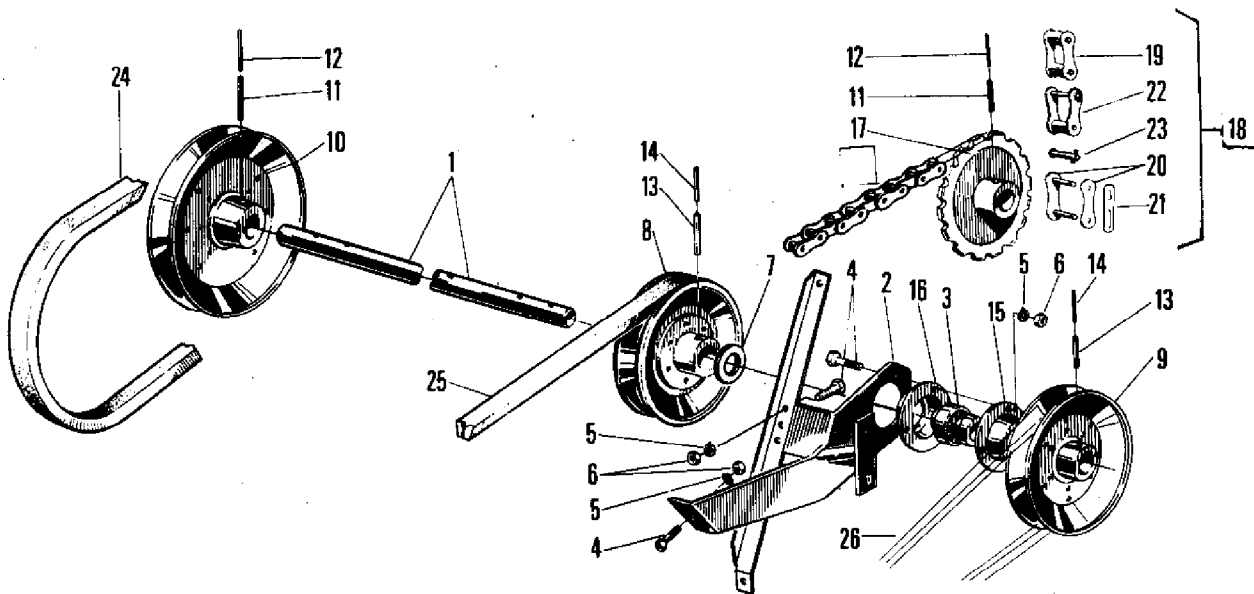


AGCO Corporation
Parts List Report

Massey Ferguson (Europe)
MF 206 COMBINE
Page 11 - WOBBLE DRIVE

Item	Part Number	Qty	Part Description	Comments
	1724135M91	1	Wobble Drive	
1	355646X1	1	Nut Unf	
2	239497M1	1	Washer	
3	49378X	1	Key	
4	834782M1	2	Seal	
5	833346M1	2	Bearing	
6	375181X1	2	Plug	
7	261606M1	1	Yoke	
8	832879M1	2	Bearing	
10	249149M3	2	Pin	
11	249148M4	1	Housing	
12	833309M1	1	Bearing	
13	239598M2	1	Shaft	
14	364553X1	2	Ring	
15	367504X1	1	Ring	
16	353678X1	6	Screw Unc	
	353679X1	6	Screw Unc	
17	353446X1	4	Lock Washer	
18	831135M1	2	Seal	
19	843282M1	1	Bearing	
23	236568M1	1	Cover	
24	843283M1	1	Bearing	
25	236567M1	1	Gasket	
26	236566M1	1	Housing	
27	236579M1	1	Gasket	
28	261607M1	1	Flange	
29	785613M1	2	Spacer	
30	357561X1	1	Nut Unf	
31	239160M2	1	Arm	
32	238499M1	1	Bolt	
33	362007X1	1	Reducer	
34	182099M91	1	Breather	
35	357133X1	4	Stud	

SCHNEIDWERK VORGELEGE
REDUCTION
REDUCTEUR



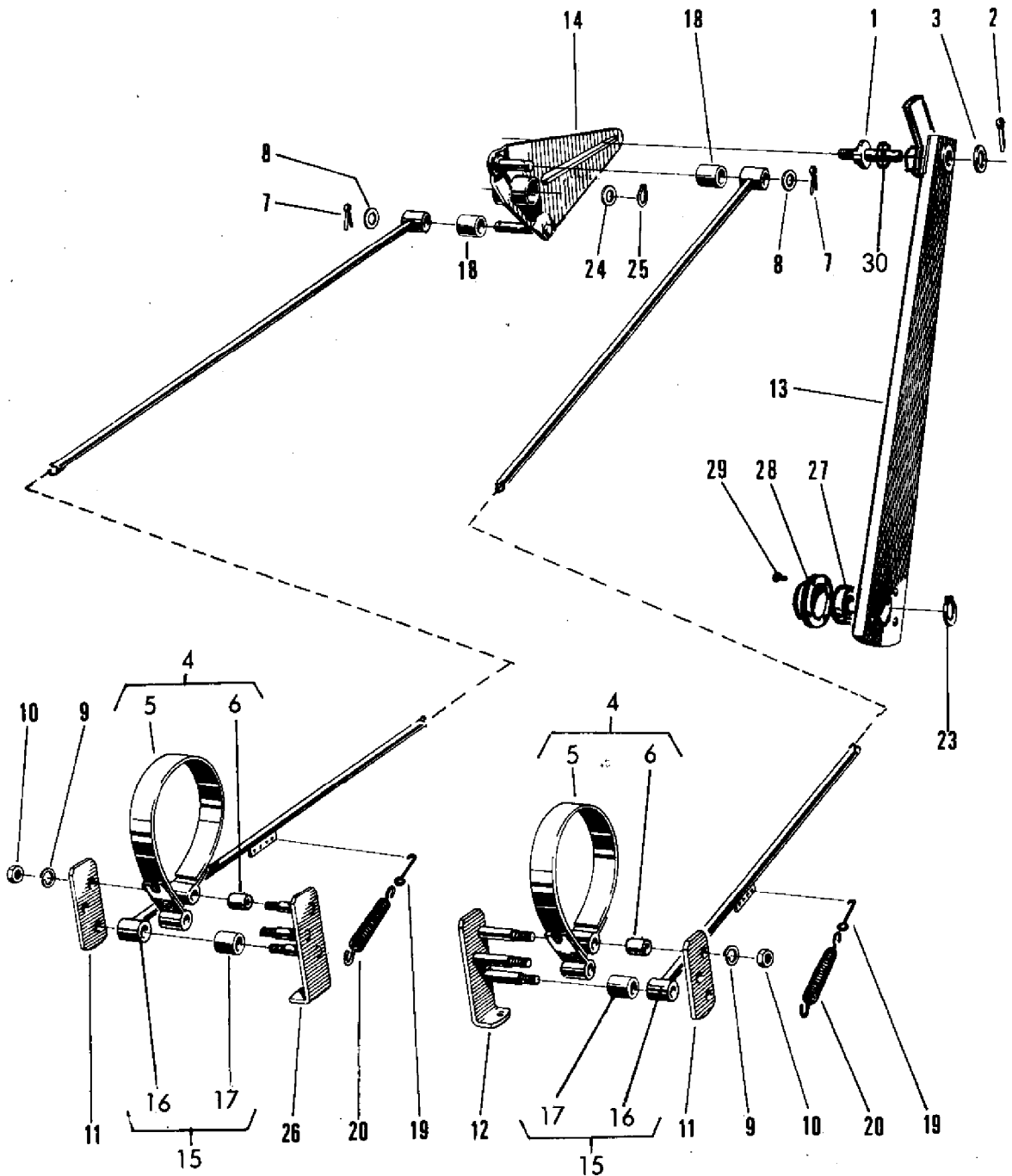
76-529

AGCO Corporation
Parts List Report

Massey Ferguson (Europe)
MF 206 COMBINE
Page 12 - REDUCTION

Item	Part Number	Qty	Part Description	Comments
1	1723449M1	1	Shaft	(A)
	1723450M1	1	Shaft	
2	1724117M91	1	Support	
3	412260M1	1	Bearing Assy	
4	339761X1	7	Screw Metric	
	339123X1	6	Screw Metric	
5	339374X1	7	Lock Washer	
6	339169X1	7	Nut Metric	
7	339956X1	1	Washer	
8	418204M91	1	Pulley	
9	1722611M91	1	Pulley	
10	412397M91	1	Pulley	
11	339192X1	4	Pin	
	390383X1	2	Pin	(A)
12	390533X1	4	Pin	
	390543X1	2	Pin	(A)
13	339192X1	4	Pin	(B)
	339193X1	2	Pin	
14	390533X1	4	Pin	(B)
	339248X1	2	Pin	
15	412261M1	1	Ring	
16	412315M1	1	Ring	
17	418214M91	1	Sprocket	Number of Teeth/Splines: 15
18	413840M91	1	Chain	(B)
19	329312M91	26	Link	
	329313M91	25	Link	
20	329314M91	1	Link	
21	329292M1	1	Clip	
22	329316M91	1	Cranked Link	
23	329888M91	1	Pin	
24	417972M1	1	Belt	(A)
25	418209M1	1	Belt	
26	402607M1	1	Belt	(A)
	1722835M1	1	Belt	(B)
				(A)
				USED WITH 8' TABLE
				(B)
				USED WITH 10' TABLE

HASPELANTRIEB
 REEL DRIVE
 COMMANDE DE RABATTEUR



76-530

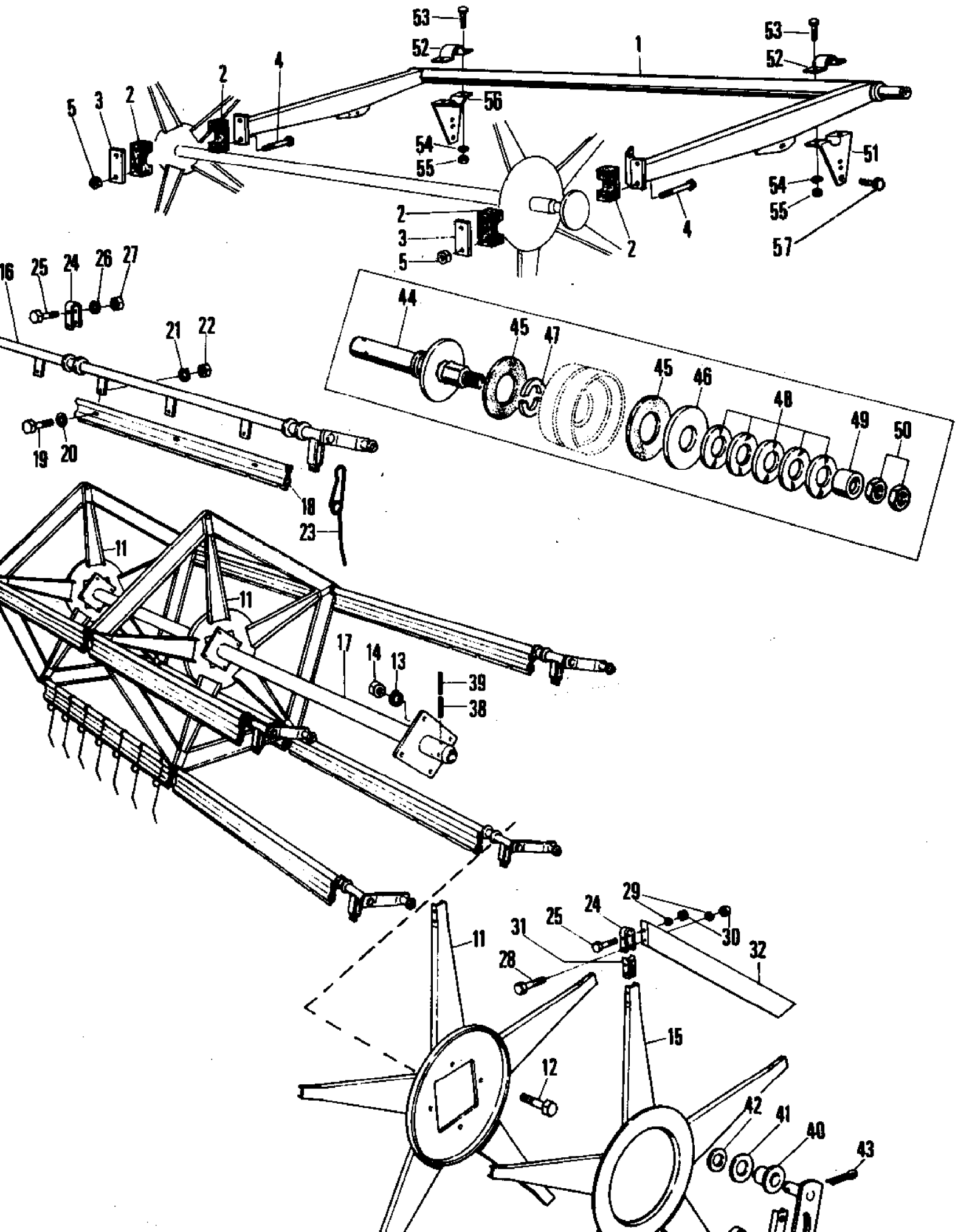
AGCO Corporation
Parts List Report

Massey Ferguson (Europe)

MF 206 COMBINE

Page 15 - REEL DRIVE-HYDRAULIC ADJUSTING

Item	Part Number	Qty	Part Description	Comments
1	401910M3	1	Pin	
	916734M91	1	Lever	
2	339058X1	1	Pin	
3	339027X1	1	Washer Metric	
4	1721307M91	2	Band	
5	1721308M91	2	Band	
6	414928M1	2	Bush	
7	391402X1	2	Pin	
8	339026X1	2	Washer Metric	
9	339376X1	6	Lock Washer	
10	339402X1	6	Nut Metric	
11	403287M1	2	Plate	
12	403282M92	1	Lever	Left Hand
13	413582M91	1	Rod	
	413583M91	1	Rod	
14	404358M91	1	Plate	
	404359M91	1	Plate	
15	401926M93	2	Rod	
16	414927M91	2	Rod	
17	414929M1	2	Bush	
18	414929M1	2	Bush	
19	321203M1	2	Knotter Hook	
20	321202M4	2	Spring	
23	1440475X1	1	Circlip	
24	390073X1	1	Washer Metric	
25	1440477X1	1	Circlip	
	339002X1	1	Lubricator	
26	403285M92	1	Plate	Right Hand
27	339200X1	1	Bearing Ball	
28	401454M1	1	Flange	
29	339045X1	4	Rivet	
30	390701X1	1	Washer Metric	



AGCO Corporation
Parts List Report

Massey Ferguson (Europe)

MF 206 COMBINE

Page 16 - REEL AND REEL CARRIER

Item	Part Number	Qty	Part Description	Comments
1	1720717M92	1	Arm	(A)
	1720707M92	1	Arm	(B)
2	320712M1	4	Bearing	(A, B)
3	1720602M1	2	Plate	(A, B)
4	390246X1	4	Bolt	(A, B)
5	1441461X1	4	Nut Metric	(A, B)
7	411659M1	1	Pulley	(A, B)
11	1721435M91	3	Spider	(A, B)
12	339123X1	12	Screw Metric	(A, B)
13	339374X1	12	Lock Washer	(A, B)
14	339169X1	12	Nut Metric	(A, B)
15	1721438M91	1	Head	(A, B)
16	1628275M91	5	Tube	(A)
	1628276M91	5	Tube	(B)
17	1720728M91	1	Shaft	(A)
	1720730M91	1	Shaft	(B)
18	1628271M1	10	Slat	(A)
	1628272M1	10	Slat	(B)
19	339761X1	30	Screw Metric	(A, B)
20	339024X1	60	Washer Metric	(A, B)
21	339374X1	30	Lock Washer	(A, B)
22	339169X1	30	Nut Metric	(A, B)
23	914978M1	75	Reel Tine	(A)
23	914978M1	85	Reel Tine	(B)
24	1721478M1	20	Clamp	(A, B)
25	339229X1	13	Bolt Metric	(A, B)
26	339375X1	10	Lock Washer	(A, B)
27	339030X1	10	Nut Metric	(A, B)
	1441462X1	15	Locknut	(A, B)
28	391244X1	30	Bolt Metric	(A, B)
29	339375X1	15	Lock Washer	(A, B)
30	339030X1	30	Nut Metric	(A, B)
31	1721477M1	20	Block	(A, B)
32	1721434M1	15	Guard	(A, B)
33	1720593M91	1	Strap	(A, B)
34	1720607M1	1	Plate	(A, B)
35	339299X1	2	Screw Metric	(A, B)
36	1603057M1	2	Washer	(A, B)
37	339054X1	2	Nut Metric	(A, B)

38	390502X1	2	Pin	(A, B)
39	339414X1	2	Pin	(A, B)
40	1720606M1	2	Roller	(A, B)
41	1441080X1	2	Washer Metric	(A, B)
42	390975X1	2	Washer Metric	(A, B)
43	339133X1	2	Pin	(A, B)
44	1720566M91	1	Trunnion	(A, B, D)
45	411687M1	2	Lining	(A, B, D)
46	1720568M1	1	Plate	(A, B, D)
47	1722053M1	2	Spacer	(A, B, D)
48	1441178X1	5	Spring	(A, B, D)
49	411692M92	1	Bush	(A, B, D)
50	339592X1	2	Nut Metric	(A, B, D)
51	1728661M91	1	Bracket	Left Hand (A, B)
52	1442155X1	2	Clip	(A, B)
53	391932X1	4	Screw	(A, B)
54	339376X1	4	Lock Washer	(A, B)
55	339402X1	4	Nut Metric	(A, B)
56	1724835M92	1	Bearer	Right Hand (A, B)
57	339299X1	2	Screw Metric	(A, B)
	339369X1	2	Lock Washer	(A, B)
	339054X1	2	Nut Metric	(A, B)
	339882X1	1	Washer	(A, B)

USED WITH 8' TABLE

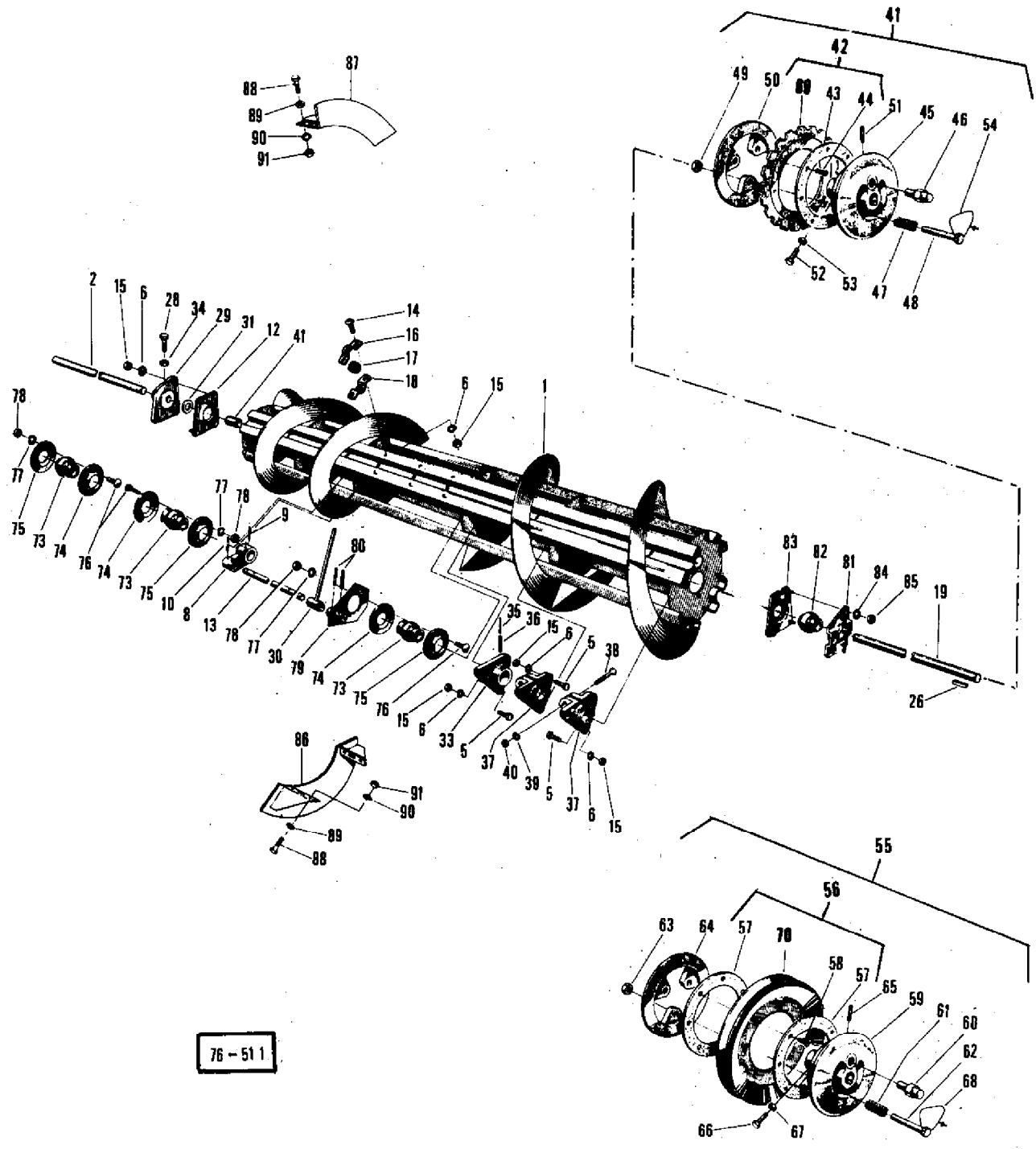
(B)

USED WITH 10' TABLE

(D)

USED ALSO FOR 8' AND 10' TABLE IF DESIRED

FRONTSCHNECKE }
 FRONT AUGER } → N° W 3712900
 VIS D'ALIMENTATION }



76 - 511

AGCO Corporation
Parts List Report

Massey Ferguson (Europe)
MF 206 COMBINE
Page 19 - FRONT AUGER

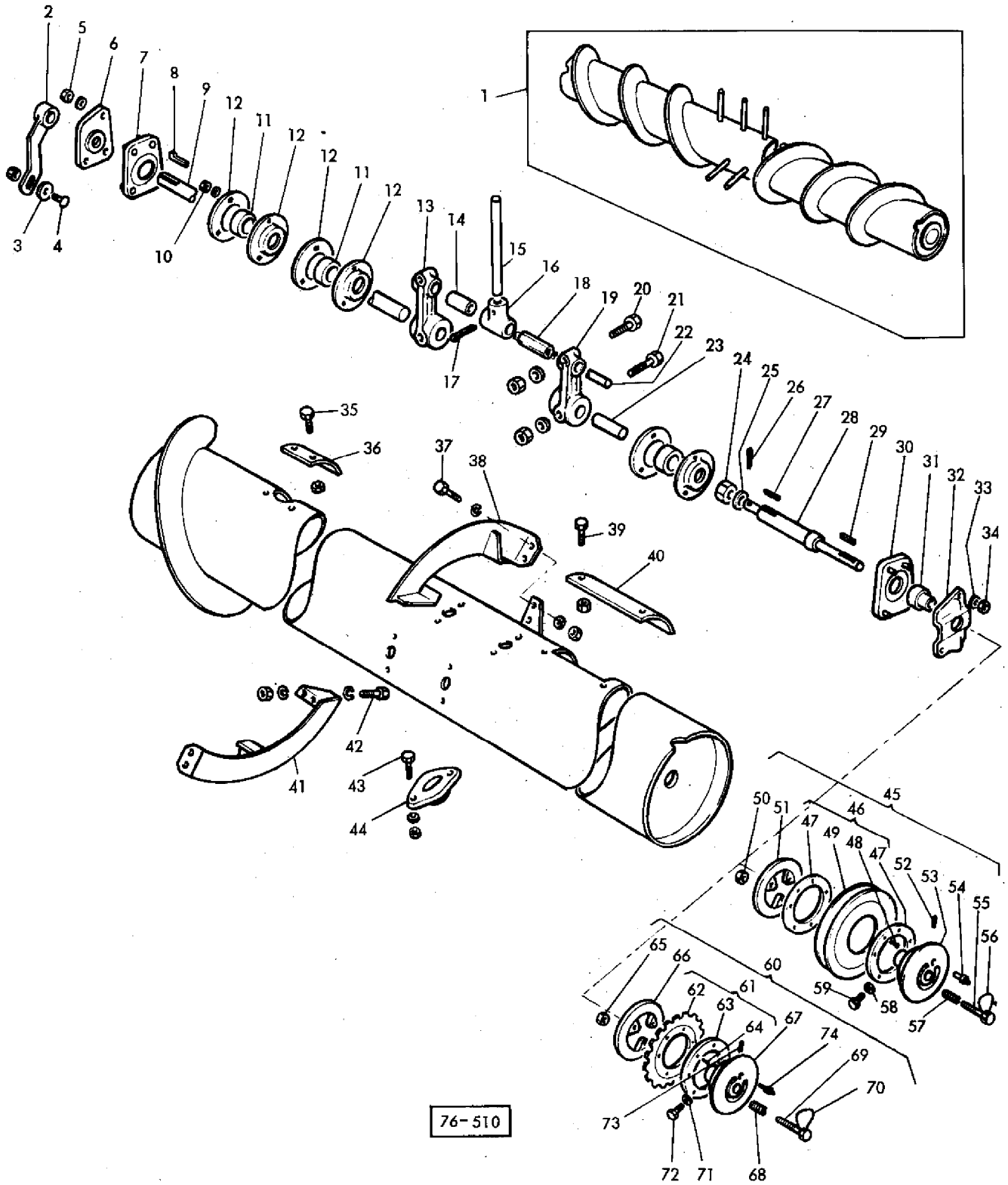
Item	Part Number	Qty	Part Description	Comments
				Up to Serial or Engine Number W3712900
1	1724076M91	1	Auger	(A)
	1723675M91	1	Auger	(B)
2	414787M1	1	Shaft	8' 3" (A)
	415305M1	1	Shaft	9' 9" (B)
	417751M1		Shaft	11" 9"
5	339123X1	9	Screw Metric	(A, B)
6	339374X1	32	Lock Washer	(A, B)
8	401876M2	1	Crank	(A, B)
9	339192X1	2	Pin	(A, B)
10	339783X1	2	Pin	(A, B)
12	413565M91	1	Ring	(A, B)
13	413551M1	1	Shaft	(A, B)
14	339124X1	20	Screw Metric	(A, B)
15	339169X1	33	Nut Metric	(A, B)
16	1724084M1	10	Clamp	(A, B)
17	401733M1	10	Guide	(A, B)
18	1724085M1	10	Clamp	(A, B)
	414786M1	1	Shaft	8' 3" (A)
	415302M1	1	Shaft	9' 9" (B)
26	339310X1	1	Key Parallel	(A, B)
28	339451X1	1	Screw Metric	(A, B)
29	413568M1	1	Flange	(A, B)
30	413552M91	10	Finger	(A, B)
31	390087X1	X	Washer	(A, B)
33	401893M1	1	Flange	(A, B)
34	339402X1	1	Nut Metric	(A, B)
35	390543X1	1	Pin	(A, B)
36	390383X1	1	Pin	(A, B)
37	405094M1	2	Flange	(A, B)
38	339584X1	2	Bolt Metric	(A, B)
39	339369X1	2	Lock Washer	(A, B)
40	339054X1	2	Nut Metric	(A, B)
41	916001M91	1	Clutch	(B)
42	413828M91	1	Sprocket	(B)

43	413830M1	2	Lining	(B)
44	390928X1	8	Rivet	(B)
45	413831M1	1	Disc	(B)
46	413832M2	1	Bolt	(B)
47	1706005M1	3	Spring	(B)
	413833M1	3	Spring	(B)
48	413834M1	3	Bolt	(B)
49	339682X1	3	Nut Metric	(B)
50	413835M1	1	Disc	(B)
51	339080X1	1	Roll Pin	(B)
52	390594X1	1	Bolt Metric	(B)
53	339169X1	1	Nut Metric	(B)
54	413836M1	1	Wire	(B)
55	413898M91	1	Clutch	(A, B)
56	413899M91	1	Pulley	(A)
57	413830M1	2	Lining	(A)
58	390928X1	8	Rivet	(A)
59	413831M1	1	Disc	(A)
60	413832M2	1	Bolt	(A)
61	413833M1	3	Spring	(A)
62	413834M1	3	Bolt	(A)
63	339682X1	3	Nut Metric	(A)
64	413835M1	1	Disc	(A)
65	339080X1	1	Roll Pin	(A)
66	390594X1	1	Bolt Metric	(A)
67	339169X1	1	Nut Metric	(A)
68	917265M1	1	Wire	(A)
69	413829M1	1	Sprocket	Number of Teeth/Splines: 25 (B)
70		1		Not Serviced, Order 56 (A)
73	412260M1	3	Bearing Assy	(A, B)
74	412261M1	3	Ring	(A, B)
75	412315M1	3	Ring	(A, B)
76	339170X1	9	Screw	(A, B)
77	339374X1	9	Lock Washer	(A, B)
78	339169X1	9	Nut Metric	(A, B)
79	415303M91	1	Flange	(A, B)
80	339071X1	2	Pin	(A, B)
81	411860M1	1	Housing	(A, B)
82	412260M1	1	Bearing Assy	(A, B)
83	411861M91	1	Ring	(A, B)
				Left Hand
84	339374X1	3	Lock Washer	(A, B)
85	339169X1	3	Nut Metric	(A, B)
86	1723908M91	1	Sector	Left Hand

87	1723911M91	1	Flight	(A, B) Right Hand
				(A, B)
88	390379M1	8	Bolt	(A, B)
89	391166X1	8	Washer Metric	(A, B)
90	339374X1	8	Lock Washer	(A, B)
91	339169X1	8	Nut Metric	(A, B)
				(A)
				USED WITH 8' TABLE
				(B)
				USED WITH 10' TABLE

FRONTSCHNECKE
FRONT AUGER
VIS D'ALIMENTATION

N° W 3712901 →



AGCO Corporation
Parts List Report

Massey Ferguson (Europe)
MF 206 COMBINE
Page 21B - FRONT AUGER

Item	Part Number	Qty	Part Description	Comments
				Up to Serial or Engine Number W3712901
1	1604539M91	1	Screw	(A)
	1604540M91	1	Screw	(B)
2	1604874M91	1	Arm	(A, B)
3	1440991X1	1	Washer	(A, B)
4	1442880X1	1	Bolt Metric	(A, B)
	1442174X1	1	Washer	(A, B)
	339369X1	1	Lock Washer	(A, B)
	339054X1	1	Nut Metric	(A, B)
5	339374X1	3	Lock Washer	(A, B)
	339169X1	3	Nut Metric	(A, B)
6	413568M1	1	Flange	(A, B)
7	413565M91	1	Ring	(A, B)
8	598520M1	1	Key	(A, B)
9	1604877M1	1	Shaft	Right Hand (A)
	1604878M1	1	Shaft	Right Hand (B)
10	355566X1	9	Nut Unc	(A, B)
	353434X1	9	Lock Washer	(A, B)
11	353134X1	3	Bearing Assy	(A, B)
12	22691X	6	Flange	(A, B)
13	911970M1	1	Crank	(A, B)
14	796674M1	1	Spacer	Right Hand (A, B)
15	794790M1	10	Finger	(A, B)
16	796562M1	10	Holder	(A, B)
17	363792X1	10	Pin	(A, B)
18	338880X1	1	Spacer	Left Hand (A, B)
19	911970M1	1	Crank	(A, B)
20	361508X1	2	Bolt	(A, B)
	353434X1	2	Lock Washer	(A, B)
	363623X1	2	Nut	(A, B)
21	361589X1	2	Bolt	(A, B)
	353439X1	2	Lock Washer	(A, B)
	363627X1	2	Nut	(A, B)
22	911977M1	1	Shaft	(A, B)
23	911973M1	1	Shaft	Left Hand

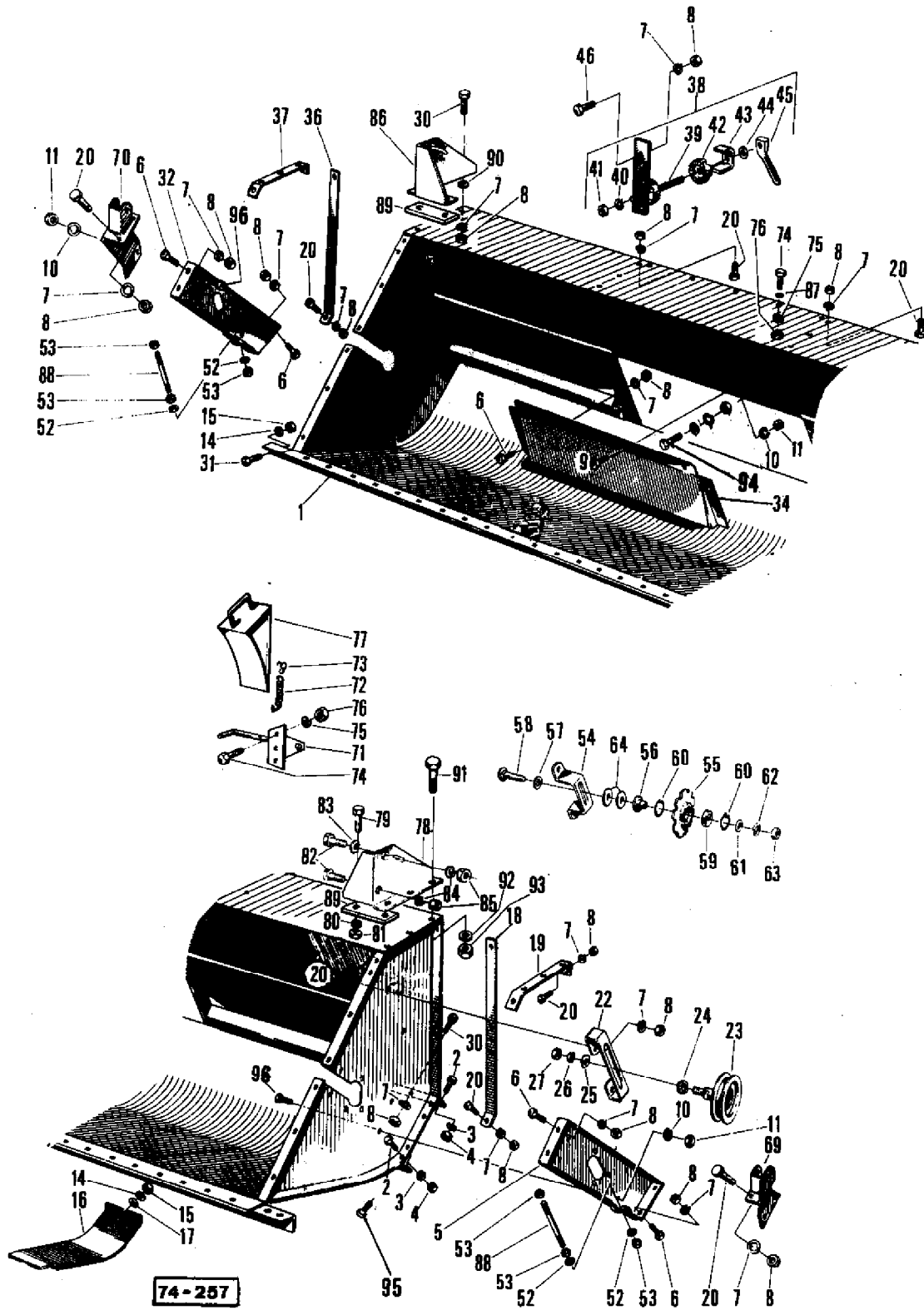
				(A, B)
24	353929X1	1	Nut Unf	(A, B)
25	353763X1	1	Washer	(A, B)
26	354071X1	1	Pin	(A, B)
27	659671M1	1	Key	(A, B)
28	1604534M1	1	Shaft	Left Hand (A, B)
29	339310X1	1	Key Parallel	(A, B)
30	411861M92	1	Bearing Carrier	(A, B)
31	412260M1	1	Bearing Assy	(A, B)
32	411860M1	1	Housing	(A, B)
33	339374X1	3	Lock Washer	(A, B)
34	339169X1	3	Nut Metric	(A, B)
35	355862X1	4	Screw	(A, B)
	355861X1	4	Nut	(A, B)
36	792462M1	1	Cover	(A, B)
37	353517X1	4	Screw Unf	(A)
	353755X1	4	Washer	(A)
	353446X1	4	Lock Washer	(A)
	353916X1	4	Nut Unf	(A)
38	1604528M91	1	Sector	Left Hand (A)
39	355862X1	16	Screw	(A, B)
	355861X1	16	Nut	(A, B)
40	796604M1	4	Cover	(A, B)
41	1604529M91	1	Sector	(A) Right Hand
42	353516X1	4	Screw Unf	(A)
	353755X1	4	Washer	(A)
	353446X1	4	Lock Washer	(A)
	353916X1	4	Nut Unf	(A)
43	353502X1	20	Screw Unf	(A, B)
	353754X1	20	Washer	(A, B)
	195256M1	20	Nut	(A, B)
44	264067M1	10	Guide	(A, B)
45	413898M91	1	Clutch	(A)
46	413899M91	1	Pulley	(A)
47	413830M1	2	Lining	(A)
48	390928X1	8	Rivet	(A)
49		1		Not Serviced, Order 46
50	339682X1	3	Nut Metric	(A)
51	413835M1	1	Disc	(A, B)
52	339080X1	1	Roll Pin	(A, B)
53	413831M1	1	Disc	(A, B)
54	413832M2	1	Bolt	(A, B)
55	413834M1	3	Bolt	(A, B)

56	917265M1	1	Wire	(A, B)
57	413833M1	3	Spring	(A, B)
58	339169X1	1	Nut Metric	(A, B)
59	390594X1	1	Bolt Metric	(A, B)
60	916001M91	1	Clutch	(B)
61	413828M91	1	Sprocket	(B)
62	413829M1	1	Sprocket	Number of Teeth/Splines: 25 (B)
63	413830M1	2	Lining	(B)
64	390928X1	8	Rivet	(B)
65	339682X1	3	Nut Metric	(B)
66	413835M1	1	Disc	(B)
67	413831M1	1	Disc	(B)
68	413833M1	3	Spring	(B)
69	413834M1	3	Bolt	(B)
70	413836M1	1	Wire	(B)
71	339169X1	1	Nut Metric	(B)
72	390594X1	1	Bolt Metric	(B)
73	339080X1	1	Roll Pin	(B)
74	413832M2	1	Bolt	(B)
				(A)
				8'
				(B)
				10'

TISCH

TABLE

TABLE



AGCO Corporation
Parts List Report

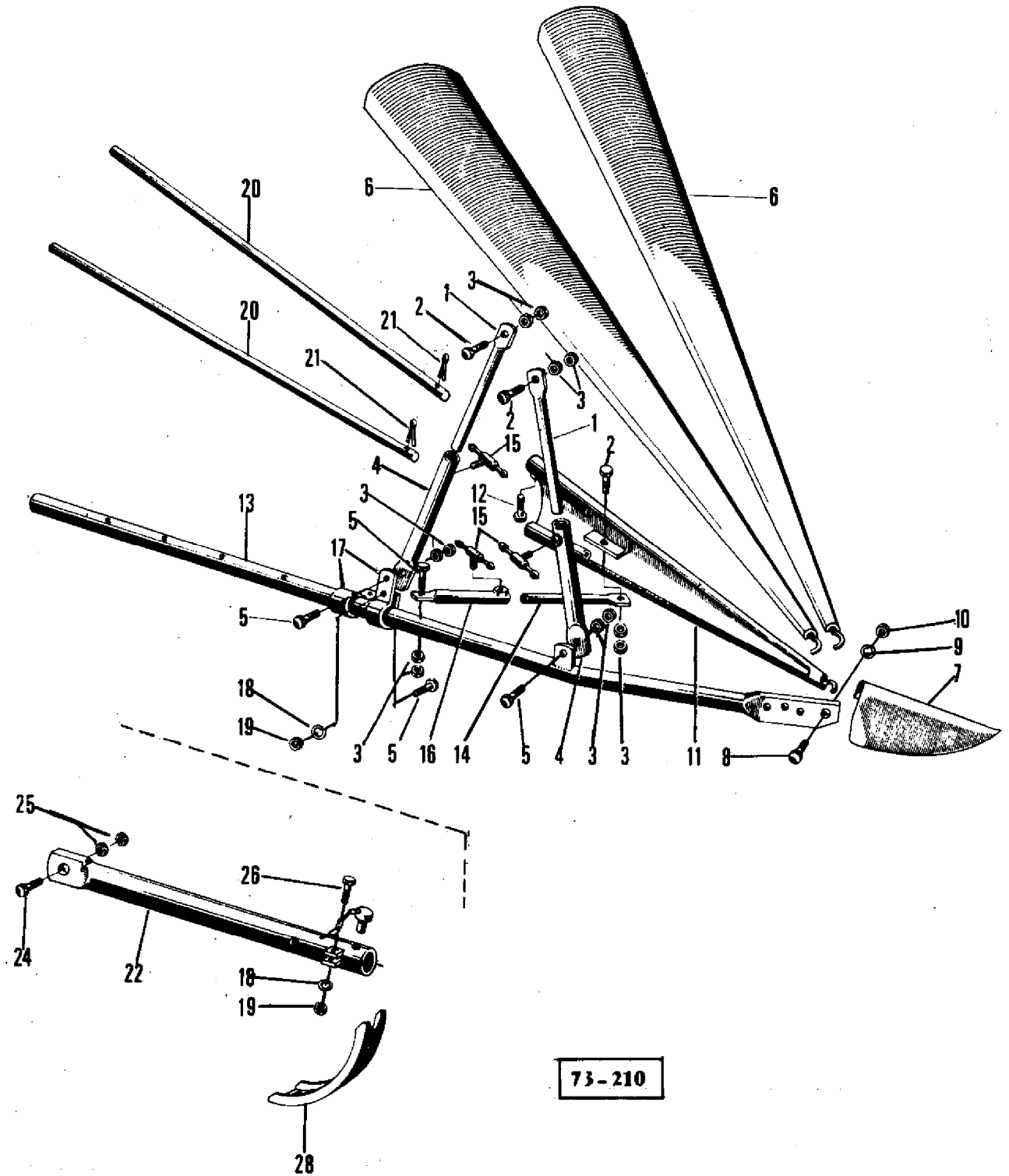
Massey Ferguson (Europe)
MF 206 COMBINE
Page 23 - TABLE

Item	Part Number	Qty	Part Description	Comments
1	1720518M95	1	Table	(A)
	1720234M97	1	Table	(B)
2	339123X1	9	Screw Metric	(A)
2	339123X1	12	Screw Metric	(B)
3	339374X1	9	Lock Washer	(A)
3	339374X1	12	Lock Washer	(B)
4	339169X1	9	Nut Metric	(A)
4	339169X1	12	Nut Metric	(B)
5	413562M91	1	Plate	(A, B) Left Hand
6	339124X1	12	Screw Metric	(A, B)
7	339374X1	58	Lock Washer	(A, B)
8	339169X1	55	Nut Metric	(A, B)
9	339666X1	4	Screw Metric	(A, B)
10	339375X1	9	Lock Washer	(A, B)
11	339030X1	9	Nut Metric	(A, B)
14	339376X1	6	Lock Washer	(A, B)
15	339402X1	6	Nut Metric	(A, B)
16	916856M1	6	Shoe	(A, B)
17	391396X1	6	Washer Metric	(A, B)
18	402632M1	1	Brace	Left Hand (A, B)
19	402633M1	1	Angle	(A, B)
20	339123X1	23	Screw Metric	(A, B)
22	412377M1	1	Support	(A)
23	416580M91	1	Pulley	(A)
24	416584M1	1	Washer	(A)
25	339072X1	1	Washer	(A)
26	339380X1	1	Washer	(A)
27	339070X1	1	Nut	(A)
30	339761X1	11	Screw Metric	(A, B)
31	339081X1	3	Screw Metric	(A, B)
32	413559M91	1	Plate	Right Hand (A, B)
34	402636M1	1	Plate	(A, B)
36	402642M2	1	Reinforcement	Right Hand (A, B)
37	402633M1	1	Angle	(A, B)
38	412439M91	1	Lever	(A, B)

39	412440M91	1	Support	(A, B)
40	339376X1	1	Lock Washer	(A, B)
41	339402X1	1	Nut Metric	(A, B)
42	412442M1	1	Segment	(A, B)
43	412443M1	1	Bracket	(A, B)
44	339025X1	1	Washer Metric	(A, B)
45	412444M1	1	Handle	(A, B)
46	339337X1	1	Screw Metric	(A, B)
52	339026X1	4	Washer Metric	(B)
53	339054X1	6	Nut Metric	(B)
54	413839M1	1	Support	(B)
	404854M93	1	Tensioner	(B, C)
55	404726M91	1	Sprocket	Number of Teeth/Splines: 10 (B, C)
56	404737M3	1	Bush	(B, C)
57	339072X1	1	Washer	(B, C)
58	390647X1	1	Bolt Metric	(B, C)
59	339932X1	1	Bearing Assy	(B, C)
60	339657X1	2	Circlip	(B, C)
61	391158X1	1	Washer Metric	(B, C)
62	339376X1	1	Lock Washer	(B, C)
63	339402X1	1	Nut Metric	(B, C)
64	390670X1	X	Washer Metric	10,5 X 35 X 1 (B, C)
	390672X1	X	Washer Metric	10,5 X 35 X 2 (B, C)
69	414024M91	1	Support	Left Hand (A, B)
70	404407M91	1	Suspension	Right Hand (A, B)
71	419037M91	1	Bracket	(A)
72	419044M1	1	Spring	(A)
73	322979M1	1	Knotter Hook	(A)
74	339761X1	10	Screw Metric	(A, B)
75	339374X1	10	Lock Washer	(A, B)
76	339169X1	10	Nut Metric	(A, B)
77	419049M1	1	Wedge	(A)
78	1720720M1	1	Support	Left Hand (A, B)
79	339081X1	1	Screw Metric	(A, B)
80	339376X1	1	Lock Washer	(A, B)
81	339402X1	1	Nut Metric	(A, B)
82	339299X1	4	Screw Metric	(A, B)
83	339882X1	2	Washer	(A, B)
84	339369X1	4	Lock Washer	(A, B)
85	339054X1	4	Nut Metric	(A, B)

86	1720719M1	1	Support	(A, B)
				Right Hand
87	339056X1	7	Washer Metric	(A, B)
88	413570M1	2	Bolt	(A, B)
89	1724018M1	2	Plate	(A, B)
90	391166X1	4	Washer Metric	(A, B)
91	339337X1	6	Screw Metric	(A, B)
92	339374X1	6	Lock Washer	(A, B)
93	339169X1	6	Nut Metric	(A, B)
94	339081X1	10	Screw Metric	(A, B)
	1440287X1	10	Washer Metric	(A, B)
	339376X1	10	Lock Washer	(A, B)
	339402X1	10	Nut Metric	(A, B)
95	391134X1	6	Bolt Metric	(A, B)
96	339560X1	9	Screw Metric	(B)
	339375X1	9	Lock Washer	(B)
	339030X1	9	Nut Metric	(B)
				(A)
				8' TABLE
				(B)
				10' TABLE
				(C)
				CHAIN DRIVE

VORSATZABTEILER
EXTENSION DIVIDERS
PRE-DIVISEUR



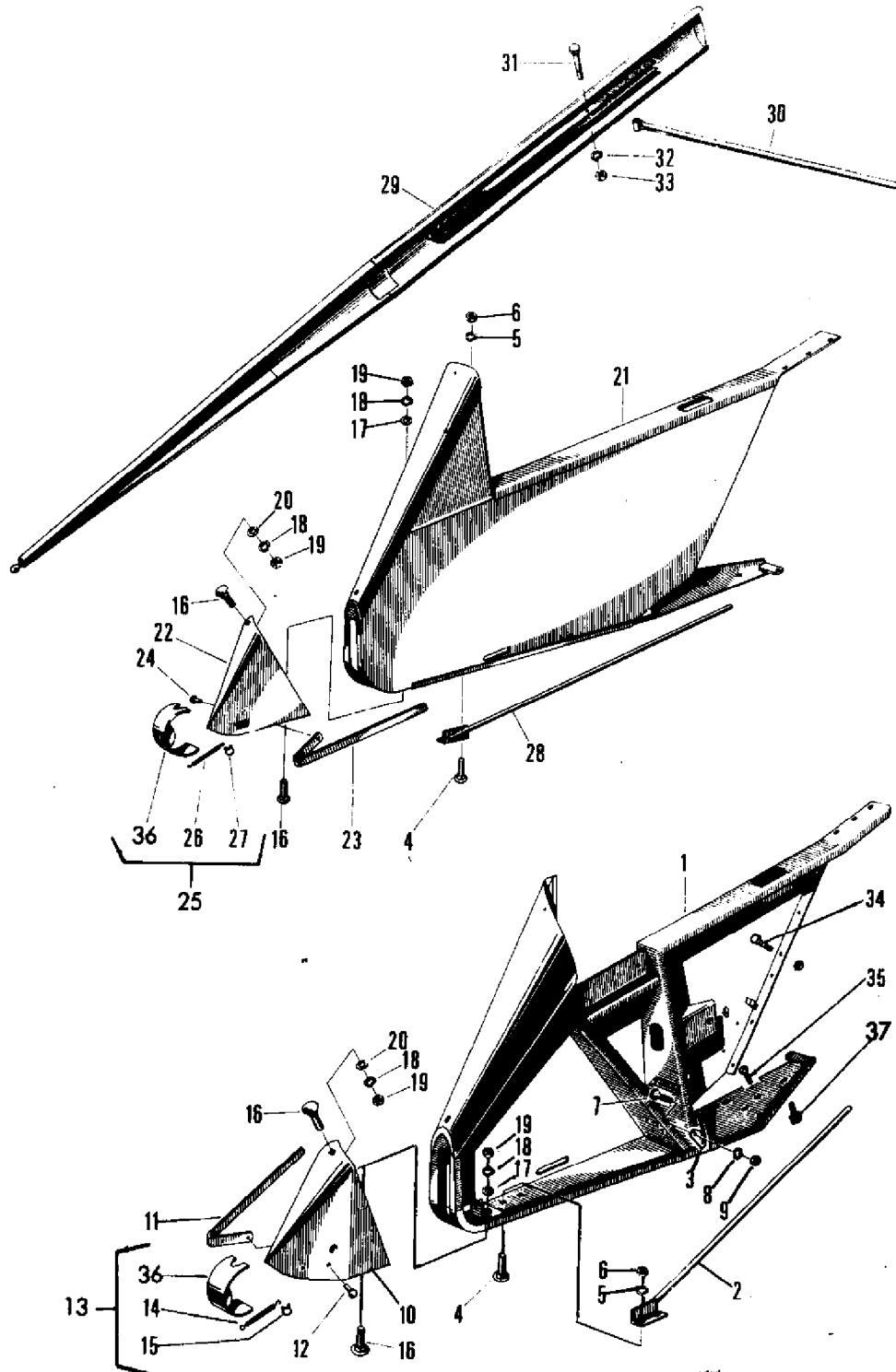
73-210

AGCO Corporation
Parts List Report

Massey Ferguson (Europe)
MF 206 COMBINE
Page 27 - DIVIDER EXTENSION

Item	Part Number	Qty	Part Description	Comments
1	404480M1	2	Tube	
2	339139X1	3	Screw Metric	
3	339186X1	12	Nut Metric	
4	404481M91	2	Tube	
5	339912X1	5	Bolt	
6	905081M91	2	Cone	
7	404468M91	1	Shoe	
8	339761X1	2	Screw Metric	
9	339374X1	2	Lock Washer	
10	339169X1	2	Nut Metric	
11	905079M91	1	Cone	
12	339124X1	2	Screw Metric	
13	414906M91	1	Tube	
14	404484M1	1	Tube	
15	404596M91	3	Bolt	
16	404485M91	1	Tube	
17	404491M91	2	Clamp	
18	339369X1	3	Lock Washer	
19	339054X1	3	Nut Metric	
20	404720M1	2	Clevis Pin	
21	390446X1	2	Pin	
22	404746M91	1	Tube	
24	391196X1	1	Bolt Metric	
25	339495X1	2	Nut	
26	339053X1	1	Bolt Metric	
28	404743M1	1	Plate	

ABTEILER
 DIVIDERS
 DIVISEUR



78-86

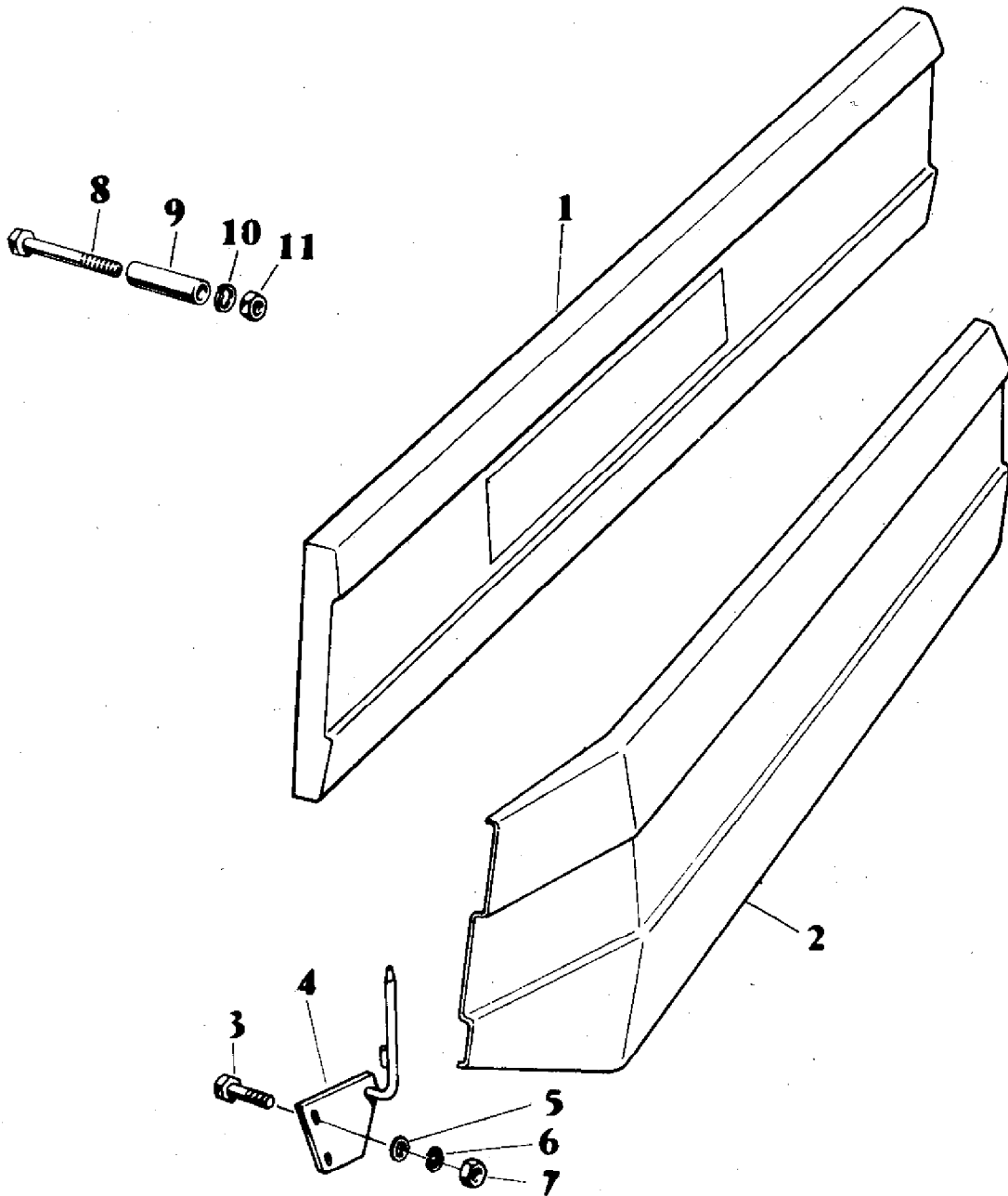
AGCO Corporation
Parts List Report

Massey Ferguson (Europe)
MF 206 COMBINE
Page 28 - DIVIDERS

Item	Part Number	Qty	Part Description	Comments
1	404547M94	1	Divider	Left Hand
2	404562M92	1	Tube	Left Hand
3	1725279M91	1	Plate	
4	339170X1	4	Screw	
5	339374X1	4	Lock Washer	
6	339169X1	4	Nut Metric	
7	339123X1	2	Screw Metric	
8	339374X1	2	Lock Washer	
	390972X1	2	Washer Metric	
9	339169X1	2	Nut Metric	
10	404559M93	1	Head	Left Hand
11	404765M1	1	Bracket	
12	391489X1	2	Rivet	
13	404790M92	1	Guard	Left Hand
14	326639M1	1	Spring	
15	322979M1	1	Knotter Hook	
16	339170X1	4	Screw	
17	339056X1	2	Washer Metric	
18	339374X1	4	Lock Washer	
19	339169X1	4	Nut Metric	
20	339534X1	2	Washer Metric	
21	404444M95	1	Divider	Right Hand
22	404458M93	1	Head	Right Hand
23	404765M1	1	Bracket	
24	391489X1	2	Rivet	
25	404794M92	1	Guard	Right Hand
26	326639M1	1	Spring	
27	322979M1	1	Knotter Hook	
28	404461M92	1	Tube	Right Hand
29	905082M91	1	Fender	
30	404642M91	1	Tube	
31	339019X1	1	Bolt Metric	
32	339376X1	1	Lock Washer	
33	339402X1	1	Nut Metric	
34	339228X1		Screw Metric	
	339374X1	8	Lock Washer	
	339169X1	8	Nut Metric	
35	339772X1	6	Bolt	
	39402X1	6	Nut	

36	404791M92	1	Protector
37	391772X1	6	Bolt Metric
	339376X1	6	Lock Washer
	339402X1	6	Nut Metric

SCHUTZBLECHE - TISCH }
GUARDS - TABLE } 8'-10'
GARANTS - TABLE }



76-512

AGCO Corporation
Parts List Report

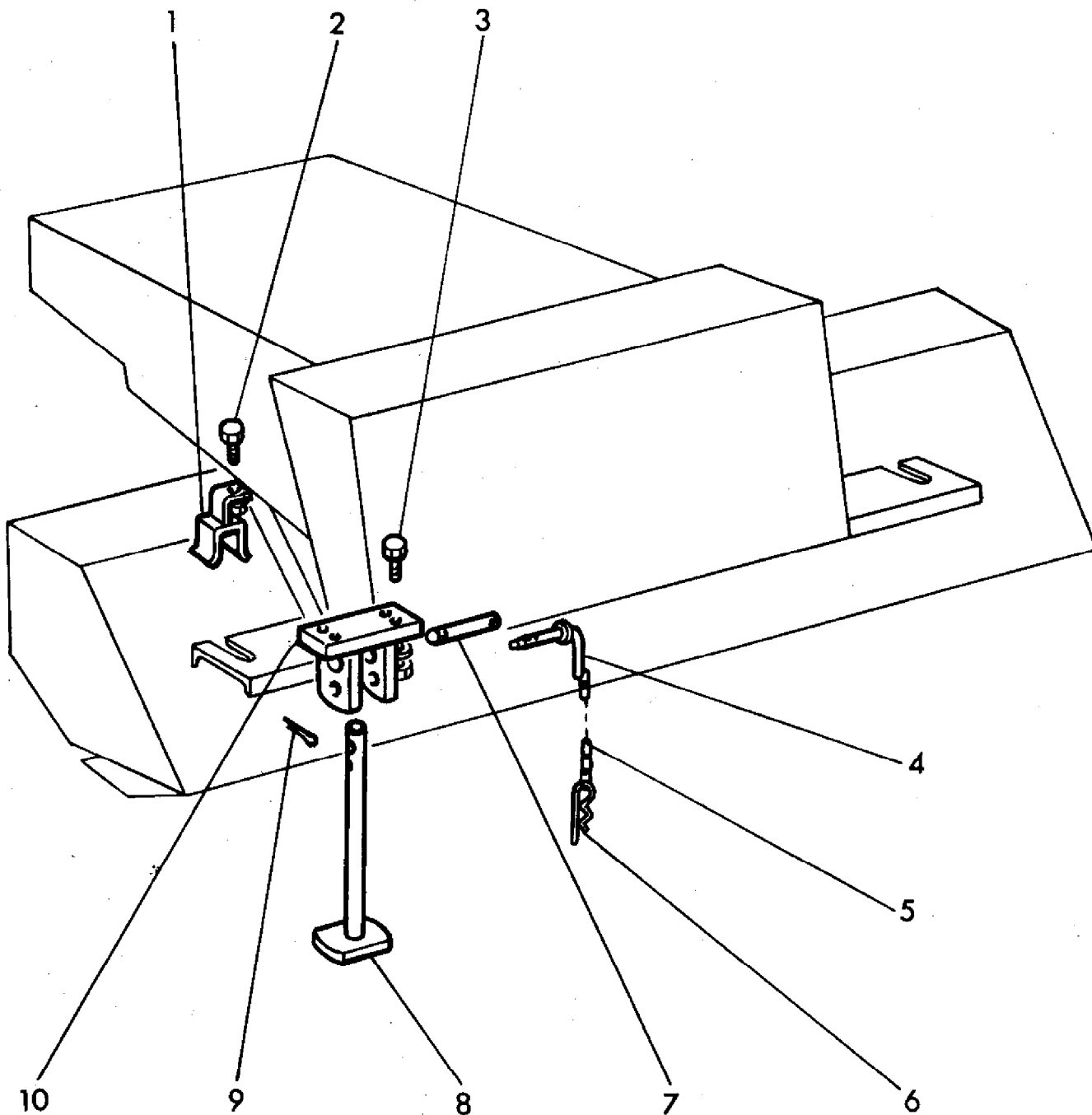
Massey Ferguson (Europe)

MF 206 COMBINE

Page 29B - GUARDS - TABLE - 8' - 10'

Item	Part Number	Qty	Part Description	Comments
				8' - 10'
1	418329M91	1	Guard	
	1628330M91	1	Cowl	(A)
2	418326M91	1	Guard	
	1628329M91	1	Cowl	(A)
3	339123X1	2	Screw Metric	
4	1725279M91	1	Plate	
5	390972X1	2	Washer Metric	
6	339374X1	2	Lock Washer	
7	339169X1	2	Nut Metric	
8	339291X1	2	Bolt Metric	
9	1706587M1	2	Bush	
10	339374X1	2	Lock Washer	
11	339169X1	2	Nut Metric	
				(A)
				GERMANY

STUTZRHOR }
 TUBE } 8'-10'
 BEQUILLE }



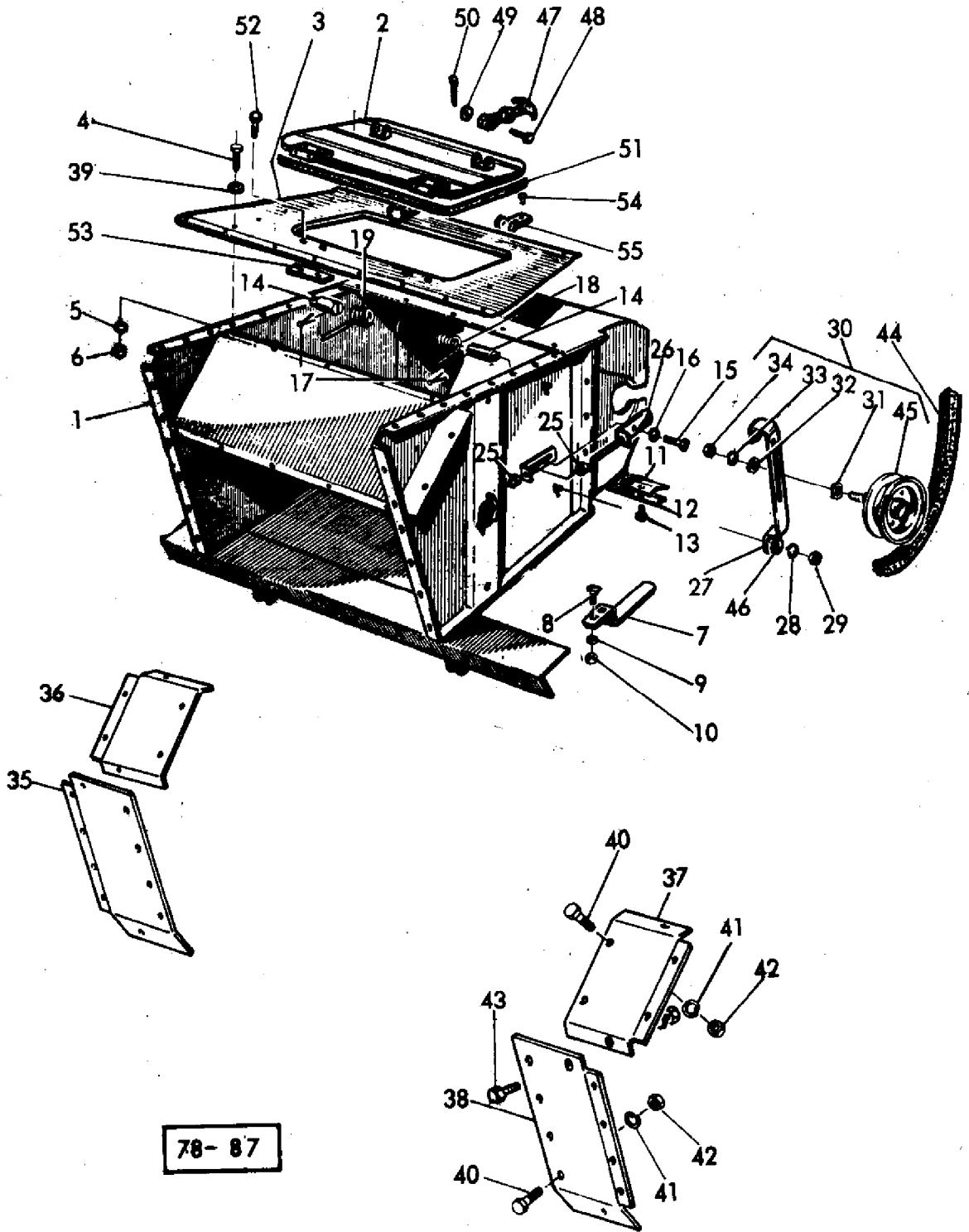
75.72

AGCO Corporation
Parts List Report

Massey Ferguson (Europe)
MF 206 COMBINE
Page 29C - JACK - 8' - 10'

Item	Part Number	Qty	Part Description	Comments
1	1723609M91	1	Tie	
2	339761X1	1	Screw Metric	
3	339761X1	2	Screw Metric	
	339123X1	2	Screw Metric	
	339374X1	4	Lock Washer	
	339169X1	4	Nut Metric	
4	1721441M91	1	Fastener	
5	390865X1	1	Chain	
6	1706161M1	1	Pin	
7	1441759X1	1	Clevis Pin	
8	1723606M91	1	Stand	
9	339038X1	2	Pin	
10	916177M91	1	Bearer	

KANAL
CHANNEL
CORPS D'ELEVATEUR



AGCO Corporation
Parts List Report

Massey Ferguson (Europe)
MF 206 COMBINE
Page 31 - CHANNEL

Item	Part Number	Qty	Part Description	Comments
1	414747M91	1	Channel	
2	1721518M91	1	Door	(A)
	1628132M92	1	Door	(B)
3	1724070M1	1	Plate	
4	390379X1	14	Bolt Metric	
5	339374X1	14	Lock Washer	
6	339169X1	14	Nut Metric	
7	412217M1	2	Guide	
8	339170X1	4	Screw	
9	339374X1	4	Lock Washer	
10	339169X1	4	Nut Metric	
11	401240M1	1	Seal	
12	401241M1	1	Bracket	
13	338969X1	14	Rivet	
14	412251M2	2	Trunnion	
15	339299X1	2	Screw Metric	
16	339369X1	2	Lock Washer	
17	391423X1	2	Pin	
18	412255M1	1	Spring	Left Hand
19	412256M1	1	Spring	Right Hand
25	339402X1	4	Nut Metric	
26	412252M91	2	Angle	
27	417973M1	1	Support	
28	339374X1	2	Lock Washer	
29	339169X1	2	Nut Metric	
30	416579M91	1	Pulley	
31	416584M1	1	Washer	
32	339072X1	1	Washer	
33	339380X1	1	Washer	
34	339070X1	1	Nut	
35	1723402M1	1	Plate	Right Hand
36	1603622M91	1	Shield	Right Hand
37	1603621M91	1	Shield	Left Hand
38	1723400M1	1	Plate	Left Hand
39	339056X1	14	Washer Metric	
40	339124X1	12	Screw Metric	
41	339374X1	12	Lock Washer	
42	339169X1	12	Nut Metric	
43	339666X1	2	Screw Metric	

	339375X1	2	Lock Washer
	339692X1	2	Washer
	339030X1	2	Nut Metric
44	417972M1	1	Belt
45	416580M91	1	Pulley
46	339024X1	1	Washer Metric
47	403657M1	2	Fastener
48	403660M1	2	Pin
49	390146X1	2	Washer Metric
50	390147X1	2	Pin
51	1628983M1	1	Gasket
52	339560X1	4	Screw Metric
	339375X1	4	Lock Washer
	339030X1	4	Nut Metric
53	1628138M1	2	Shim
54	330899X1	4	Rivet
55	1628134M1	2	Strap

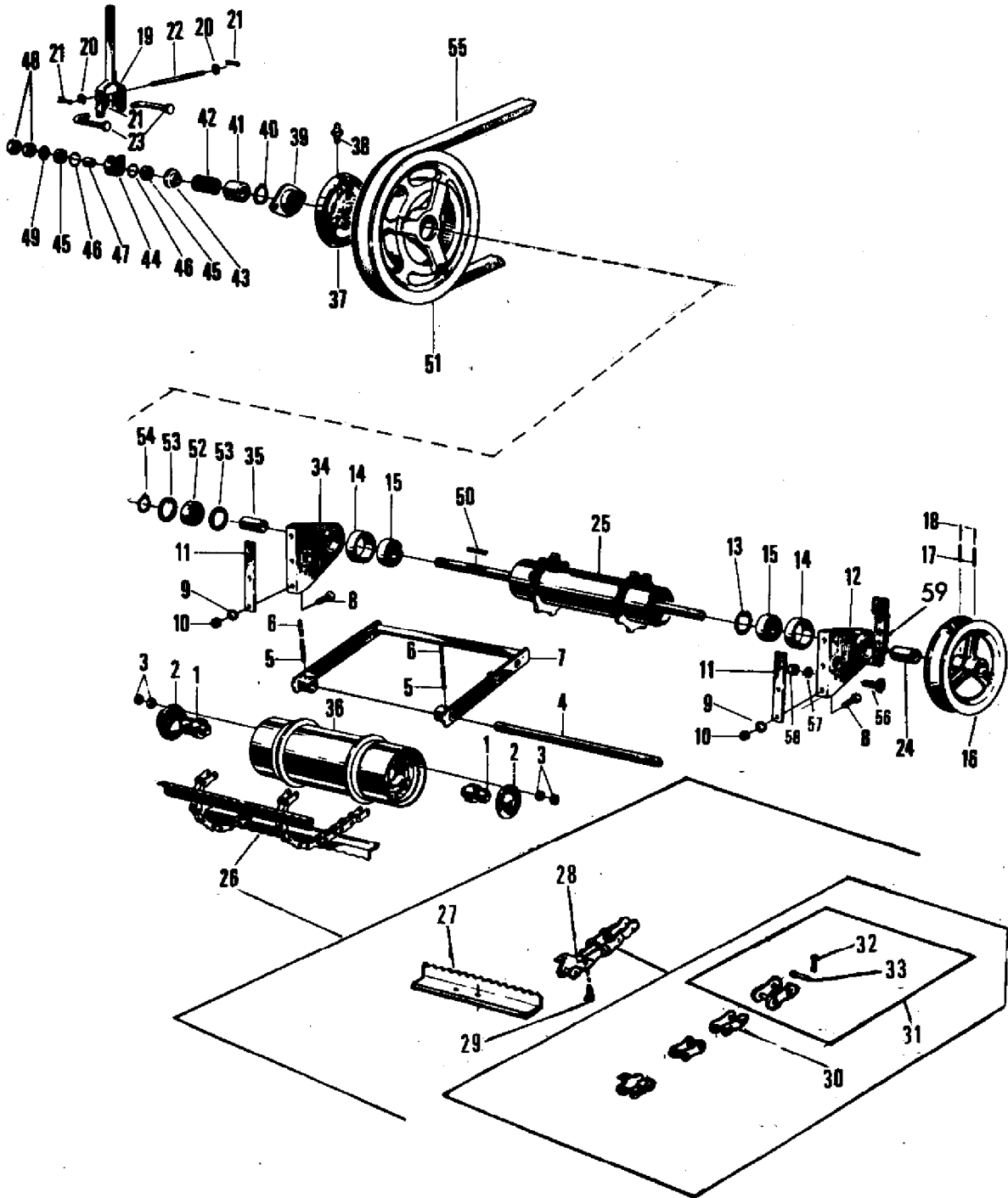
(A)

Up to Serial or Engine Number W3712900

(B)

From Serial or Engine Number W3712901

EINZUGSELEVATOR
 FEEDER ELEVATOR
 ELEVATEUR A RECOLTE



76-535

AGCO Corporation
Parts List Report

Massey Ferguson (Europe)
MF 206 COMBINE
Page 32 - FEDER ELEVATOR

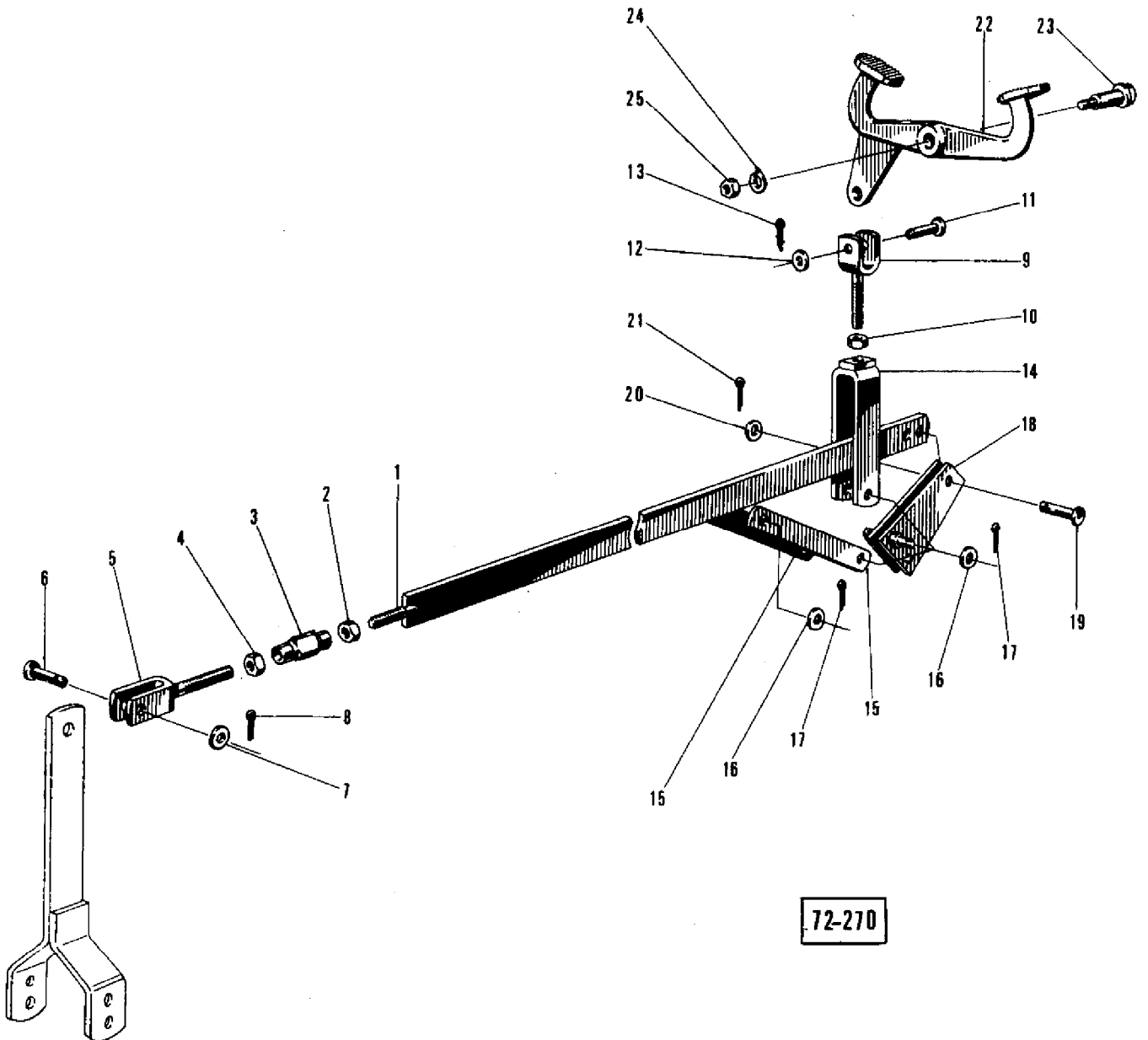
Item	Part Number	Qty	Part Description	Comments
1	412243M1	2	Bearing	
2	412245M1	2	Ring	
3	339169X1	12	Nut Metric	
4	412242M1	1	Axle	
5	339541X1	2	Peg	
6	339311X1	2	Roll Pin	
7	412246M91	1	Support	
8	339401X1	4	Screw Metric	
	339451X1	6	Screw Metric	
9	339376X1	6	Lock Washer	
10	339402X1	6	Nut Metric	
11	404232M1	2	Plate	
12	417969M91	1	Bracket	Left Hand
13	1440480X1	1	Circlip	
14	415322M1	2	Ring	
15	415331M1	2	Bearing	
16	609881M1	1	Pulley	
17	339193X1	2	Pin	
18	339248X1	2	Pin	
19	417971M91	1	Lever	
20	339025X1	2	Washer Metric	
21	391401X1	4	Pin	
22	390673X1	1	Pin	
23	417970M1	2	Knotter Hook	
24	417967M1	1	Bush	
25	609882M91	1	Drum	
26	413930M91	1	Chain	
27	413931M1	11	Strap	
28	413932M91	2	Chain	
29	391083X1	44	Rivet	
30	329761M91	22	Connecting Link	
	329774M1	1	Plate	
	329180M1	1	Plate	
	329769M1	2	Pin	
	390468X1	2	Washer Metric	
	329795M91	46	Link	
	329774M1	2	Plate	
	329766M1	2	Pin	
	329796M91	22	Link	

	329776M1	2	Plate	
	329770M1	2	Socket	
	329772M1	2	Socket	
31	329797M91	2	Connecting Link	
	329780M1	2	Plate	
	329766M1	2	Pin	
32	390465X1	4	Pin	
33	329768M1	4	Pin	
34	417966M91	1	Bracket	Right Hand
35	417965M1	1	Bush	
36	413933M91	1	Drum	
37	417958M92	1	Pulley	
38	339004X1	1	Greaser	
39	417961M91	1	Housing	
	391347X1	1	Bearing Ball	
40	1440873X1	1	Circlip	
41	404181M1	1	Cap	
42	404282M1	1	Spring	
43	417964M1	1	Seat	
44	416442M1	1	Bearing	
45	1440872X1	2	Bearing Ball	
46	339895X1	2	Ring	
47	339893X1	1	Bush	
48	339592X1	2	Nut Metric	
49+	401276M1	1	Washer	
50	339590X1	1	Key	
51	417957M1	1	Pulley	
52	339583X1	1	Bearing Assy	
53	1440479X1	2	Circlip	
54	390939X1	1	Segment	
55	1724154M1	1	Belt	
56	339509X1	4	Screw Metric	
57	339376X1	4	Lock Washer	
58	339402X1	4	Nut Metric	
59	1604901M2	2	Strap	

GESTANGE FÜR
TISCHKUPPLUNG

LINKAGE
TABLE CLUTCH

TRINGLERIE POUR
DEBRAYAGE DE TABLE



72-270

AGCO Corporation
Parts List Report

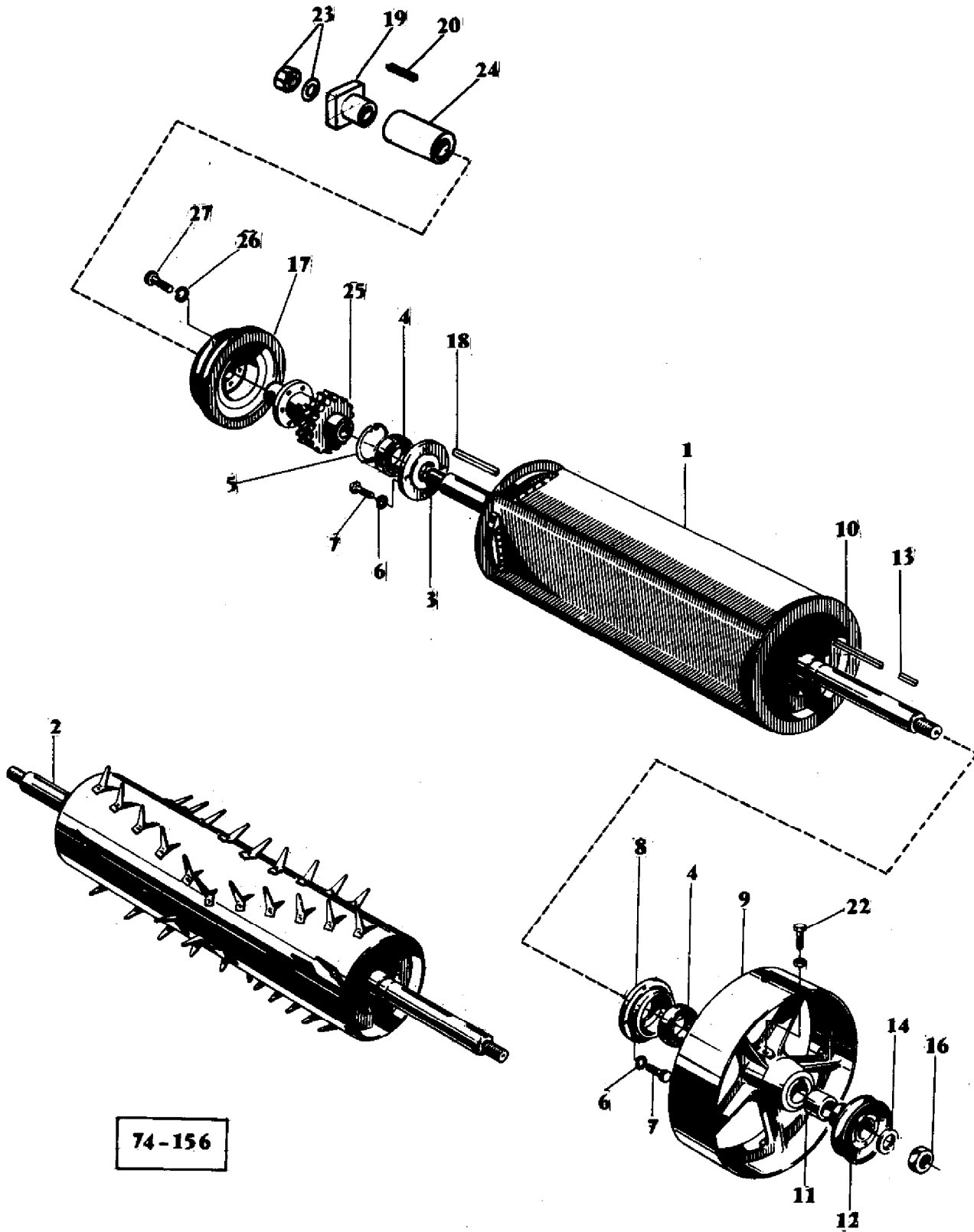
Massey Ferguson (Europe)
MF 206 COMBINE
Page 35 - LINKAGE TABLE CLUTCH

Item	Part Number	Qty	Part Description	Comments
	417744M91	1	Draglink	
1	417745M91	1	Rod	
2	339537X1	1	Nut	
3	339880X1	1	Turnbuckle	
4	339054X1	1	Nut Metric	
5	403242M91	1	Fork	
6	339791X1	1	Pin	
7	339534X1	1	Washer Metric	
8	390446X1	1	Pin	
9	417747M91	1	Fork	
10	339169X1	1	Nut Metric	
11	390818X1	1	Pin	
12	339024X1	1	Washer Metric	
13	339087X1	1	Pin	
14	412917M91	1	Fork	
15	401223M1	2	Plate	
16	339817X1	4	Washer Metric	
17	339087X1	4	Pin	
18	404025M91	1	Lever	
19	339651X1	1	Pin	
20	339024X1		Washer Metric	
21	339087X1	1	Pin	
22	418632M1	1	Pedal	
23	401979M1	1	Trunnion	
24	339380X1	1	Washer	
25	339571X1	1	Nut Metric	

HINTERER SCHLAGER

REAR BEATER

TAMBOUR DEFLECTEUR



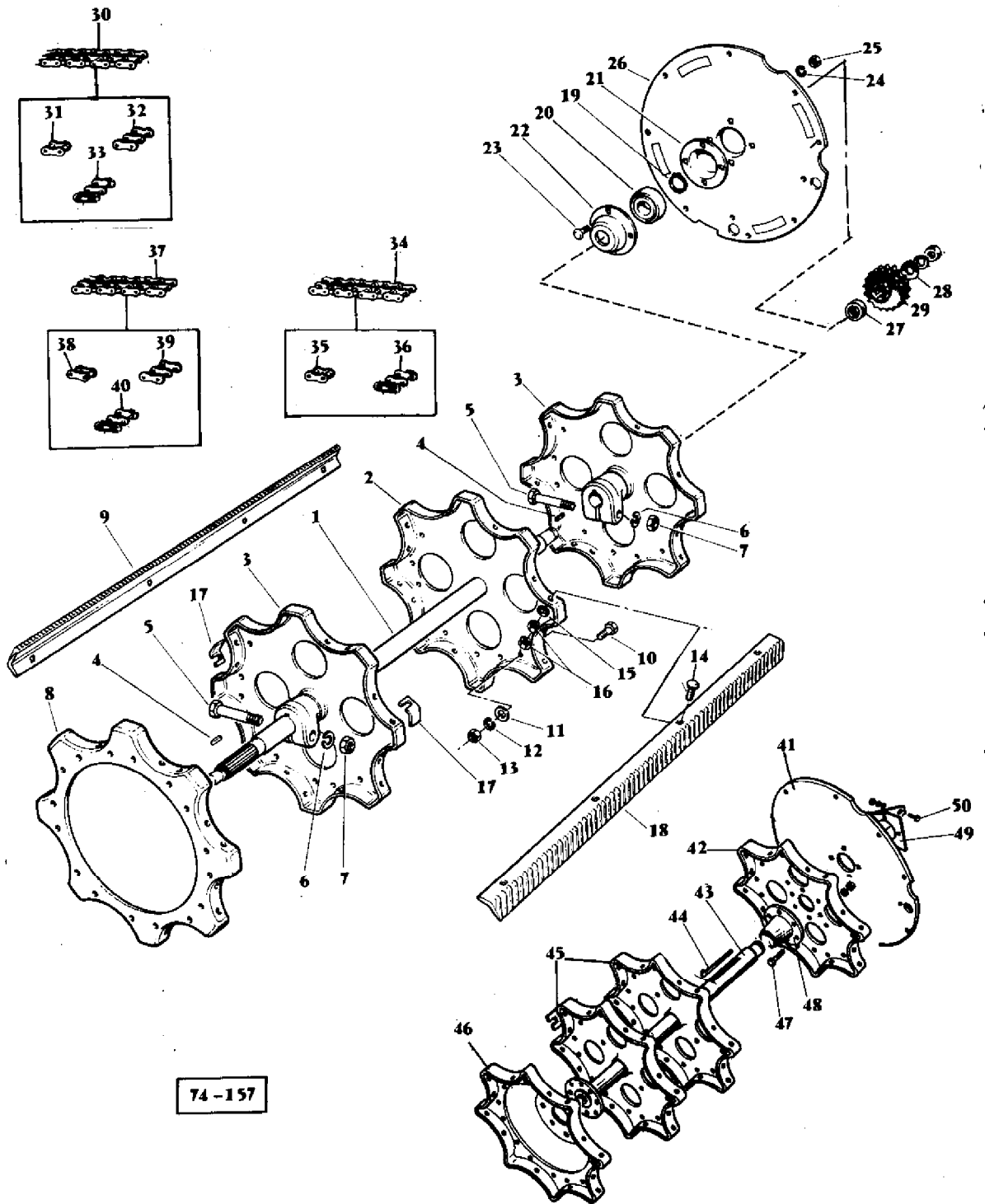
74-156

AGCO Corporation
Parts List Report

Massey Ferguson (Europe)
MF 206 COMBINE
Page 36 - REAR BEATER

Item	Part Number	Qty	Part Description	Comments
1	1604207M91	1	Drum	(A)
2	1604208M91	1	Drum	(A)
3	413542M1	1	Housing	
4	391068X1	2	Bearing Assy	
5	1440516X1	1	Circlip	
6	339374X1	8	Lock Washer	
7	339124X1	8	Screw Metric	
8	414885M1	1	Housing	
9	417530M1	1	Pulley	(C)
	414884M1	1	Pulley	(D)
10	390772X1	1	Key	
11	417781M1	1	Spacer	
12	417879M1	1	Pulley	(B)
13	390611X1	1	Key Door	
14	390609X1	1	Washer Metric	
16	339089X1	1	Nut Metric	
17	417782M1	1	Pulley	(C)
	417787M1	1	Pulley	(D)
18	390612X1	1	Key Door	
19	916368M2	1	Coupling	
20	339047X1	1	Key Parallel	
22	390655X1	1	Bolt Metric	
	339402X1	1	Nut Metric	
23	1441969X1	1	Washer Metric	
	390197X1	1	Nut Metric	
24	1604206M1	1	Spacer	
25	417784M91	1	Sprocket	Number of Teeth/Splines: 22
26	339376X1	6	Lock Washer	(D)
27	339814X1	6	Screw Metric	(D)
				(A)
				ALTERNATIVE
				(B)
				FOR TANKER MACHINES
				(C)
				CYLINDER WITH VARIATOR
				(D)
				CHAIN DRIVE

DRESCHTROMMEL
CYLINDER
BATTEUR



74-157

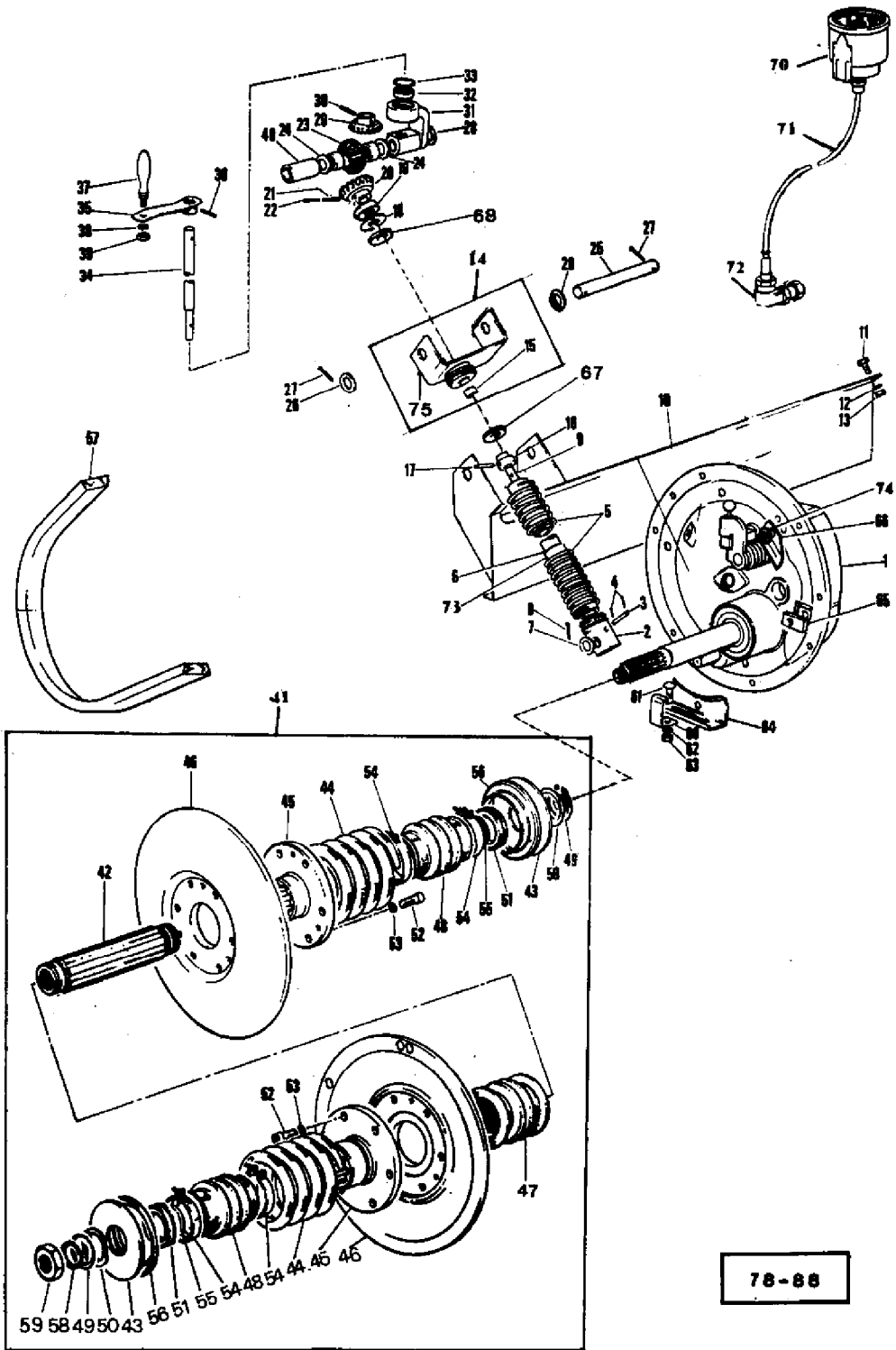
AGCO Corporation
Parts List Report

Massey Ferguson (Europe)
MF 206 COMBINE
Page 39 - CYLINDER

Item	Part Number	Qty	Part Description	Comments
1	417500M1	1	Shaft	(B)
2	417503M1	2	Support	(B)
3	417504M91	1	Support	(B) Right Hand
4	390537X1	2	Key Door	(B)
5	339182X1	2	Bolt Metric	(B)
6	339377X1	2	Lock Washer	(B)
7	339034X1	2	Nut Metric	(B)
8	417501M91	1	Flange	(B) Left Hand
9	414180M1	4	Beater Bar	
10	339123X1	X	Screw Metric	
11	339609X1	X	Washer	
12	339374X1	X	Lock Washer	
13	339169X1	X	Nut Metric	
14	338656X1	32	Bolt	
15	609930M1	32	Washer	
16	1440204X1	32	Nut Metric	
17	609707M1	X	Shim	02"
	410556M1	X	Shim	04"
	410557M1	X	Shim	06"
18	414181M1	4	Beater Bar	
19	339820X1	1	Circlip	
20	417506M1	1	Bearing	
	414848M1	1	Bearing Assy	(B)
21	417507M1	1	Flange	(A)
	412293M1	1	Flange	(B)
22	414849M1	1	Flange	
23	390397X1	4	Bolt	(A)
	339172X1	4	Bolt Metric	(B)
	339237X1	4	Screw	
24	339376X1	4	Lock Washer	(A)
	339376X1	8	Lock Washer	(B)
25	339402X1	4	Nut Metric	(A)
	339402X1	8	Nut Metric	(B)
26	418394M91	1	Plate	(B)
27	414859M1	1	Bush	(B)
28	339028X1	1	Washer	(B)
	339379X1	1	Washer	

	339068X1	1	Nut Metric	
29	414851M1	1	Sprocket	Number of Teeth/Splines: 19
	414852M1	1	Sprocket	Number of Teeth/Splines: 22
	414853M1	1	Sprocket	Number of Teeth/Splines: 25
	414854M1	1	Pinion	Number of Teeth/Splines: 29
30	416378M91		Chain	
31	329972M91	74	Link	
32	329272M91	36	Link	
33	329278M91	1	Link	
34	416379M91	1	Chain	Number of Teeth/Splines: 25
35	329972M91	2	Link	
36	329278M91	1	Link	
37	416380M91	1	Chain	Number of Teeth/Splines: 29
38	329972M91	4	Link	
39	329272M91	1	Link	
40	329278M91	1	Link	
41	418392M91	1	Plate	(A)
42	609982M1	1	Flange	(A)
				Right Hand
43	1603441M1	1	Shaft	(A)
44	338680X1	1	Key Door	(A)
45	609981M1	2	Support	(A)
46	621252M91	1	Support	(A)
				Left Hand
47	361529X1	6	Bolt	(A)
	353432X1	6	Lock Washer	(A)
	2665X	6	Nut	(A)
48	233029M1	1	Hub	(A)
49	1724348M91	1	Bearer	(A)
50	339401X1	2	Screw Metric	(A)
	339534X1	2	Washer Metric	(A)
	339376X1	2	Lock Washer	(A)
	339402X1	2	Nut Metric	(A)
				(A)
				BELT DRIVE
				(B)
				CHAIN DRIVE

STUFENLOSER DRESCHTROMMELANTRIEB
 CYLINDER DRIVE
 COMMANDE DE BATTEUR



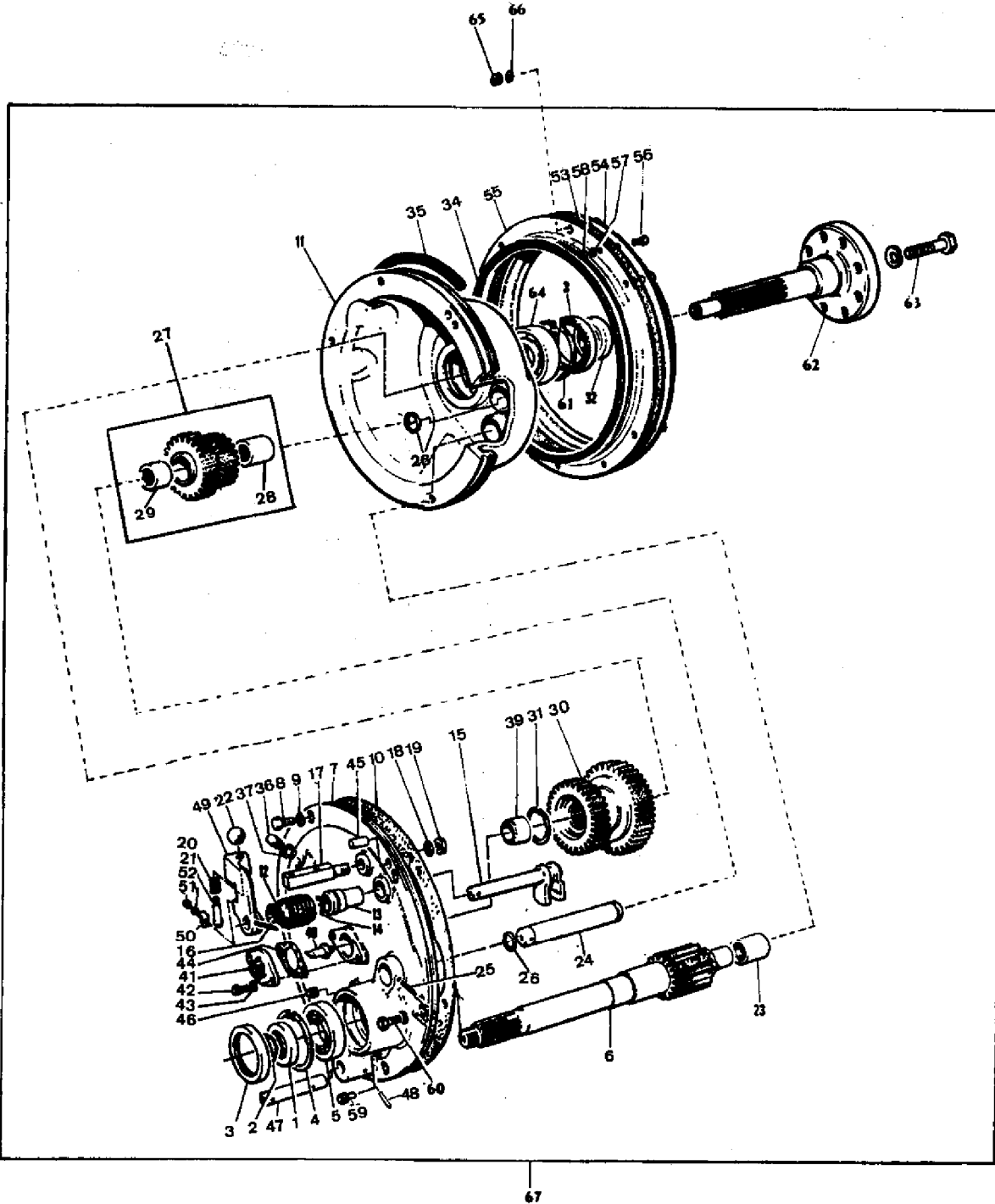
AGCO Corporation
Parts List Report

Massey Ferguson (Europe)
MF 206 COMBINE
Page 40 - CYLINDER DRIVE

Item	Part Number	Qty	Part Description	Comments
1		1	Gearbox	See Page/Reference Number 44
2	418497M1	1	Retainer	
3	1440992X1	1	Pin	
4	339851X1	2	Pin	
5	418499M1	1	Spring	
6	1722029M91	1	Tube	
7	390974X1	1	Washer Metric	
	339457X1	1	Washer	
8	339133X1	1	Pin	
9	1722028M1	1	Plate	
10	418505M91	1	Transverse	
11	339123X1	4	Screw Metric	
12	339374X1	4	Lock Washer	
13	339169X1	4	Nut Metric	
14	418509M91	1	Bracket	
15	418510M1	1	Bearing	
16	418515M1	1	Retainer	
17	339135X1	1	Pin	
18	339574X1	1	Washer Metric	
19	417454M1	1	Bearing	
20	418516M1	1	Pinion	Number of Teeth/Splines: 15
21	339662X1	1	Pin	
22	339664X1	1	Pin	
23	418517M91	1	Pinion	
24	339596X1	2	Washer Metric	
25	418520M1	1	Shaft	
26	339596X1	2	Washer Metric	
27	391405X1	2	Pin	
28	391102X1	X	Washer Metric	
29	418521M1	1	Pinion	Number of Teeth/Splines: 12
30	339541X1	1	Peg	
31	418522M1	1	Support	
32	1440485X1	1	Bearing Ball	
33	339657X1	1	Circlip	
34	418523M1	1	Shaft	
35	418524M91	1	Crank	
36	390932X1	1	Pin	
37	418527M1	1	Handle	
38	339376X1	1	Lock Washer	

39	339402X1	1	Nut Metric
40	418528M1	1	Bush
41	417442M91	1	Pulley
42	417443M1	1	Bush
43	417444M1	2	Washer
44	417486M91	1	Spring
45	417446M1	2	Hub
46	417447M1	2	Pulley
47	417448M1	1	Bellows
48	417449M1	2	Bellows
49	391843X1	2	Circlip
50	417450M1	2	Washer
51	417451M1	2	Ring
52	390580X1	12	Screw Metric
53	339376X1	12	Lock Washer
54	391842X1	4	Clip
55	391840X1	2	O Ring
56	417452M1	2	Ring
57	621646M1	1	Belt
58	339457X1	1	Washer
59	390340X1	1	Nut Metric
60	621633M1	1	Bracket
61	339170X1	1	Screw
62	339179X1	1	Washer
63	339169X1	1	Nut Metric
64	1722860M1	1	Bracket
65	621868M1	1	Catch
66	1722861M1	1	Stop
67	391393X1	1	Washer Metric
68	391382X1	1	Washer Metric
70	916160M1	1	Speedometer
71	916162M1	1	Cable
72	916161M1	1	Angle Drive
73	1723364M1	1	Tube
74	339534X1	1	Washer Metric
75	418511M91	1	Bracket

DRESCHTROMMELGETRIEBE
 GEAR BOX CYLINDER
 VARIATEUR DE BATTEUR



74 - 159

AGCO Corporation
Parts List Report

Massey Ferguson (Europe)
MF 206 COMBINE
Page 44 - GEAR BOX CYLINDER

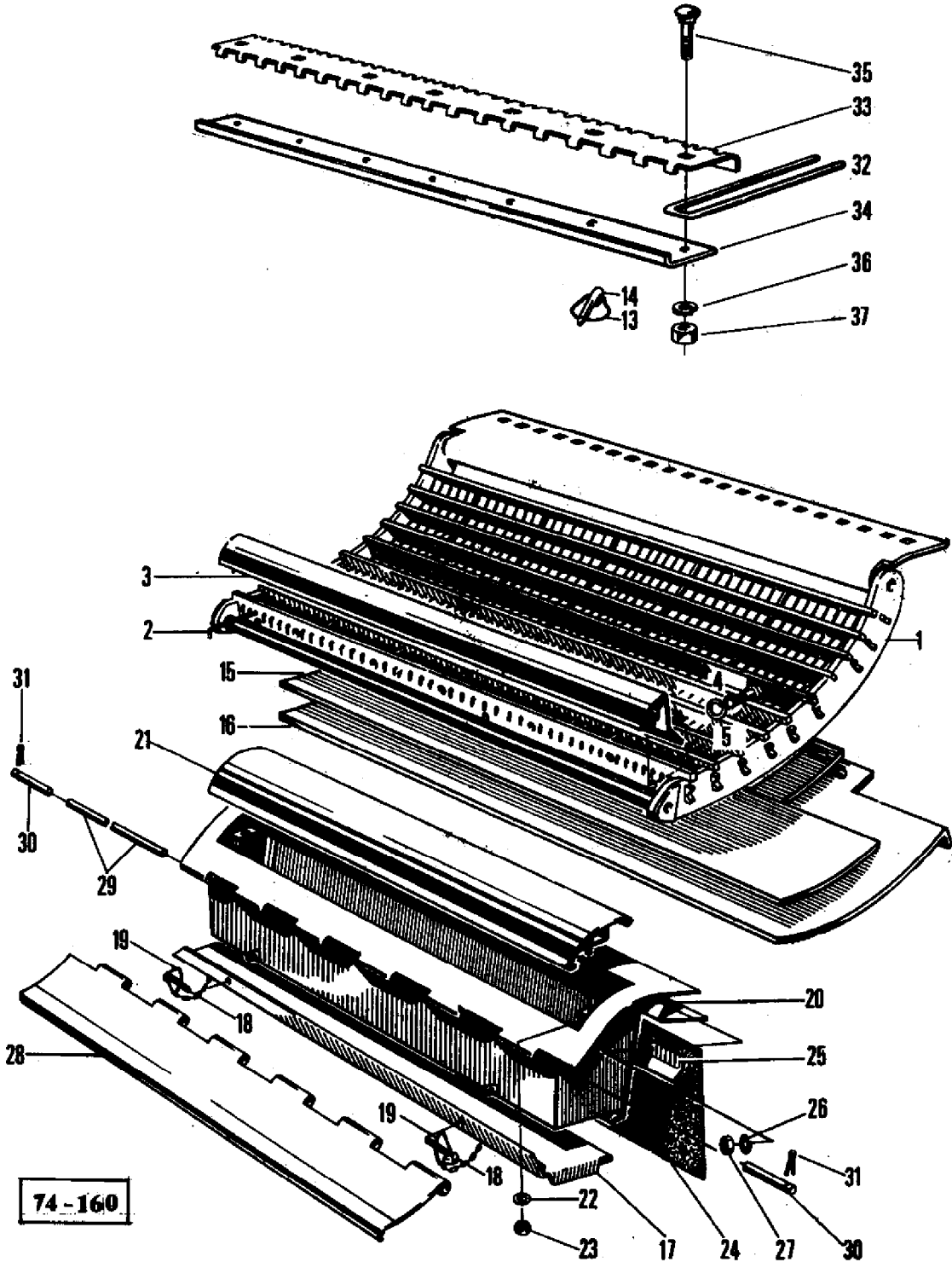
Item	Part Number	Qty	Part Description	Comments
1	417404M1	1	Ring	
2	391841X1	1	O Ring	
3	417355M1	2	Washer	
4	1440516X1	1	Circlip	
5	1440511X1	1	Bearing Assy	
6	417405M1	1	Shaft	
7	1722387M1	1	Housing	
8	339451X1	5	Screw Metric	
9	339376X1	5	Lock Washer	
10	417407M1	1	Joint	
11	1722386M1	1	Housing	
12	417409M1	1	Gaiter	
13	417410M1	1	Bush	
14	391839X1	1	Ring	
15	417411M91	1	Shaft	
16	339071X1	1	Pin	
17	417413M1	1	Pin	
18	339369X1	1	Lock Washer	
19	339186X1	1	Nut Metric	
20	1706000M1	1	Spring	
21	415585M1	1	Pin	
22	415756M1	1	Knob	
23	417414M1	1	Bearing	
24	417353M1	1	Axle	
25	339192X1	1	Pin	
26	391156X1	2	Seal	
27	417415M91	1	Wheel	
28	417591M1	1	Bearing Needle	
29	415592M1	1	Bearing	
30	1722389M1	1	Gear	
31	1440478X1	1	Circlip	
32	1722390M1	1	Ring	
33	417419M1	2	Joint	
35	1603390M1	2	Ring	
36	623357M1	1	Breather	
37	1722391M1	1	Plug	
38	390855X1	1	Ring	
39	415592M1	1	Bearing	
40	415599M1	1	Bolt	

41	415600M1	1	Flange
42	339123X1	2	Screw Metric
43	339374X1	2	Lock Washer
44	415601M1	1	Joint
45	339675X1	2	Pin
46	390816X1	1	Plug
47	417420M1	1	Pin
48	339052X1	1	Strip
49	417421M1	1	Lever
50	417422M1	1	Anglepiece
51	391074X1	1	Screw Metric
52	339375X1	1	Lock Washer
53	417423M1	2	Gasket
54	417424M92	1	Collar
55	419138M1	1	Collar
56	390379X1	3	Bolt Metric
57	339374X1	3	Lock Washer
58	339169X1	3	Nut Metric
59	417357M1	1	Plug
60	339814X1	1	Screw Metric
	339376X1	1	Lock Washer
61	390613X1	1	Circlip
62	1722388M2	1	Shaft
63	339299X1	8	Screw Metric
	339369X1	8	Lock Washer
64	1440546X1	1	Bearing Ball
65	339376X1	6	Lock Washer
66	339402X1	6	Nut Metric
67	1721669M93	1	Gearbox

DRESCHKORB
STEINFALLE

CONCAVE
TRAP, STONE

CONTRE-BATTEUR
BAC A PIERRES



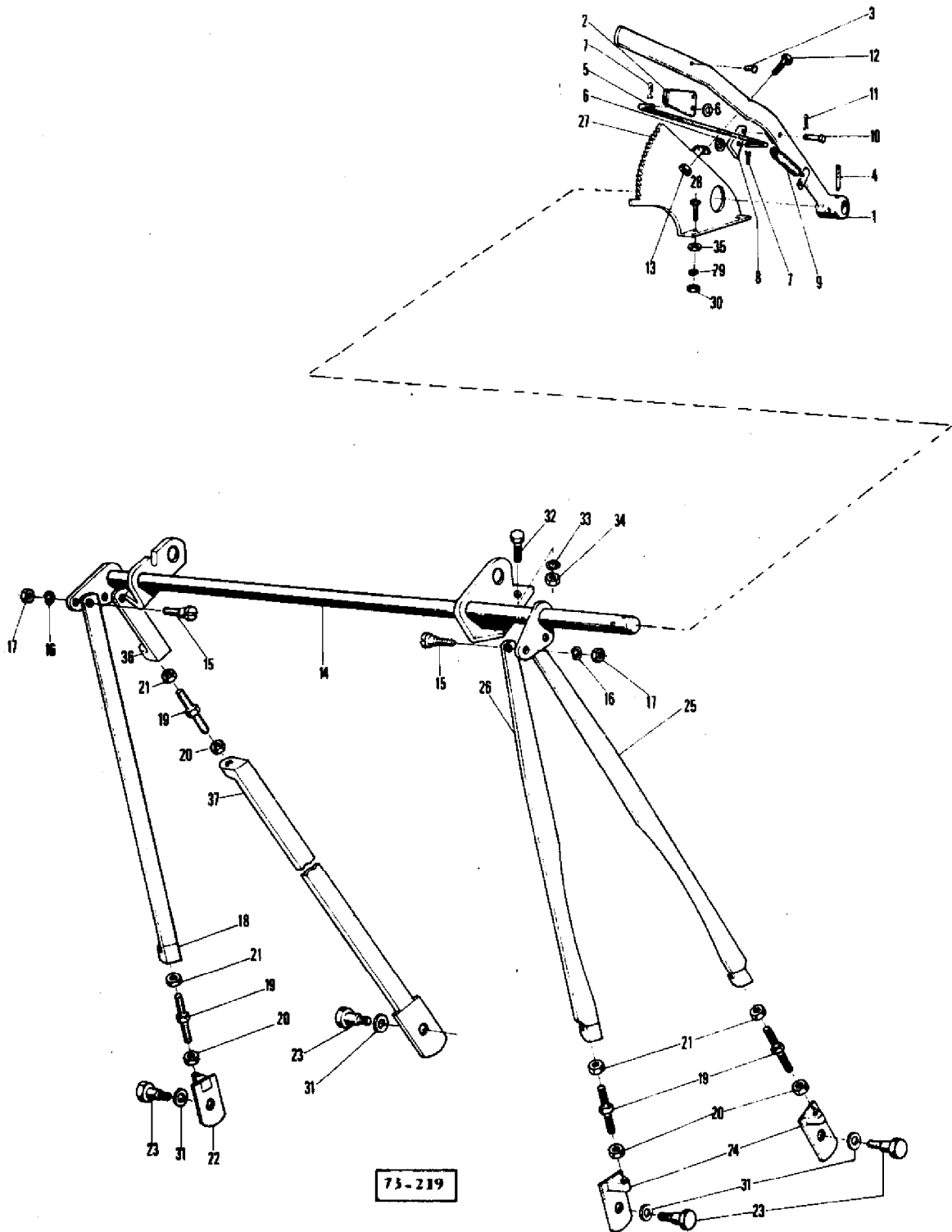
74-160

AGCO Corporation
Parts List Report

Massey Ferguson (Europe)
MF 206 COMBINE
Page 48 - CONCAVE TRAP, STONE

Item	Part Number	Qty	Part Description	Comments
1	417714M91	1	Concave	
	1828748M91	1	Concave	(A, B)
	1628499M91	1	Concave	(A)
2	417717M1	42	Wire	
3	1723619M91	1	Plate	
4	339761X1	4	Screw Metric	
5	339374X1	4	Lock Washer	
13	195347M1	2	Ring	
14	811201M91	2	Lynch Pin 6mm	
15	414773M91	1	Plate	
16	414772M1	1	Plate	
	418441M91	1	Trap	
17	403873M91	1	Door	
18	339802X1	1	Chain	
19	811201M91	2	Lynch Pin 6mm	
20	412532M92	1	Stone Trap	
21	412541M91	1	Plate	
22	339024X1	2	Washer Metric	
23	339169X1	2	Nut Metric	
24	418442M1	1	Gasket	
25	412545M1	1	Plate	
26	339375X1	6	Lock Washer	
27	339030X1	6	Nut Metric	
28	412627M91	1	Plate	
29	417216M1	1	Rod	
30	417215M1	2	Rod	
31	391091X1	2	Pin	
32	1721624M1	19	Tooth	
33	1721625M1	1	Carrier	
34	1721626M1	1	Strip	
35	339149X1	7	Bolt Metric	
36	339374X1	7	Lock Washer	
37	339169X1	7	Nut Metric	
				(A)
				SPAIN
				(B)
				NARROW

DRESCHKORBVERSTELLUNG
CONCAVE ADJUSTMENT
REGLAGE DE CONTRE-BATTEUR



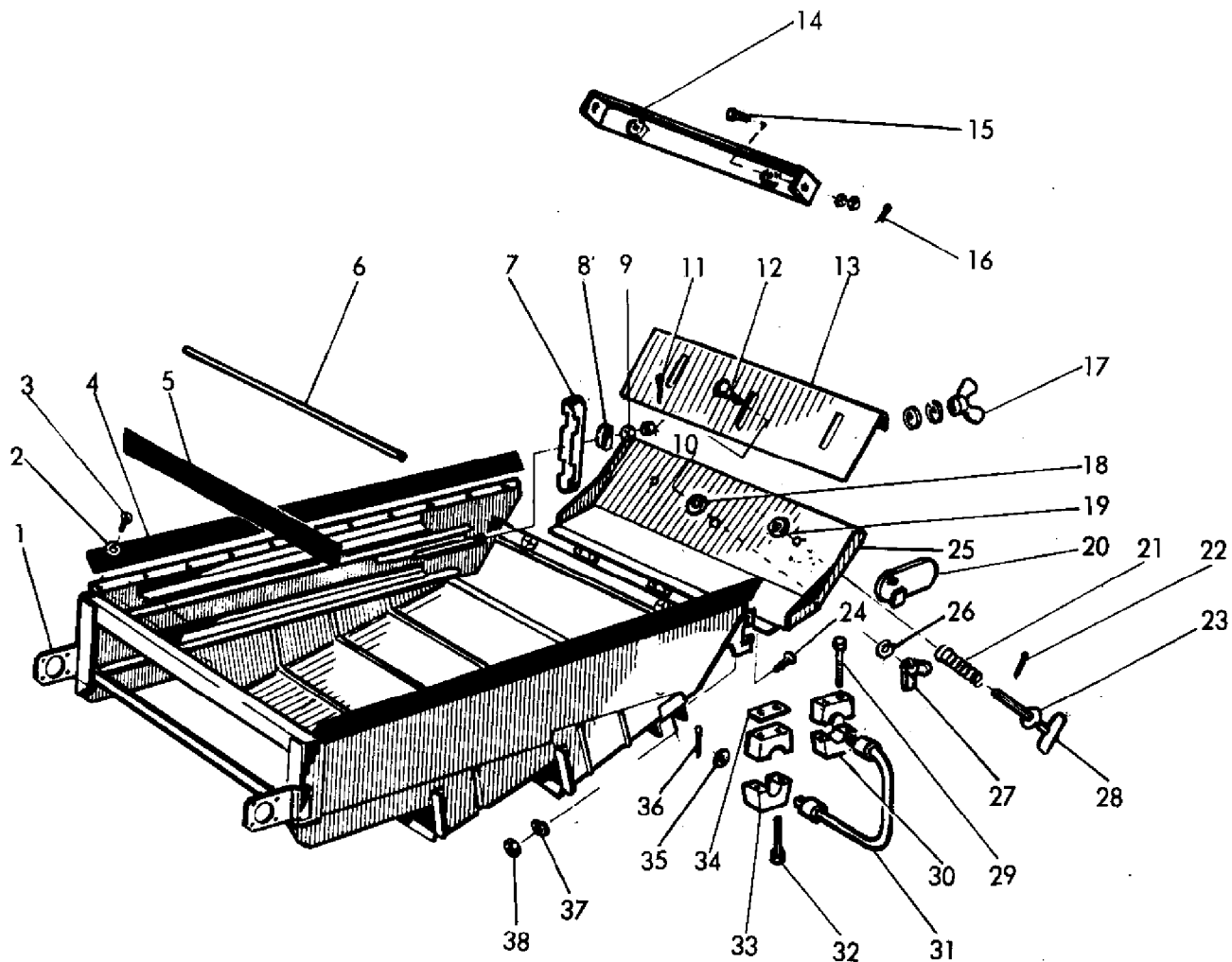
AGCO Corporation
Parts List Report

Massey Ferguson (Europe)
MF 206 COMBINE
Page 51 - CONCAVE ADJUSTMENT

Item	Part Number	Qty	Part Description	Comments
1	412712M92	1	Lever	
2	410014M1	1	Handle	
3	391490X1	1	Rivet	
4	339135X1	2	Pin	
5	412716M1	1	Rod	
6	390971X1	2	Washer Metric	
7	339851X1	2	Pin	
8	410018M1	1	Latch	
9	410019M1	1	Spring	
10	390808X1	1	Pin	
11	339851X1	1	Pin	
12	339287X1	1	Screw Metric	
13	339169X1	1	Nut Metric	
14	417699M91	1	Shaft	
15	414833M1	4	Pin	
16	339369X1	4	Lock Washer	
17	339054X1	4	Nut Metric	
18	417703M91	2	Rod	(A)
	417703M91	1	Rod	(B)
19	417705M1	4	Bolt	
20	339186X1	4	Nut Metric	
21	391185X1	4	Nut Metric	
22	417706M91	2	Angle	Right Hand (A)
	417706M91	1	Angle	Right Hand (B)
23	410800M2	4	Trunnion	
24	417709M91	2	Angle	
25	417720M91	1	Rod	
26	417722M91	1	Rod	
27	417723M91	1	Quadrant	
28	339123X1	2	Screw Metric	
29	339374X1	2	Lock Washer	
	391166X1	2	Washer Metric	
30	339169X1	2	Nut Metric	
31	339574X1	4	Washer Metric	
32	339123X1	4	Screw Metric	
33	339374X1	4	Lock Washer	
34	339169X1	4	Nut Metric	

35	391166X1	2	Washer Metric	
36	419064M91	1	Rod	(B)
37	419066M91	1	Rod	(B)
				(A)
				VARIATOR
				(B)
				CHAIN DRIVE

REINIGUNG
SHAKER SHOE
COFFRE DE NETTOYAGE



78-89

AGCO Corporation
Parts List Report

Massey Ferguson (Europe)
MF 206 COMBINE
Page 52 - SHAKER SHOE

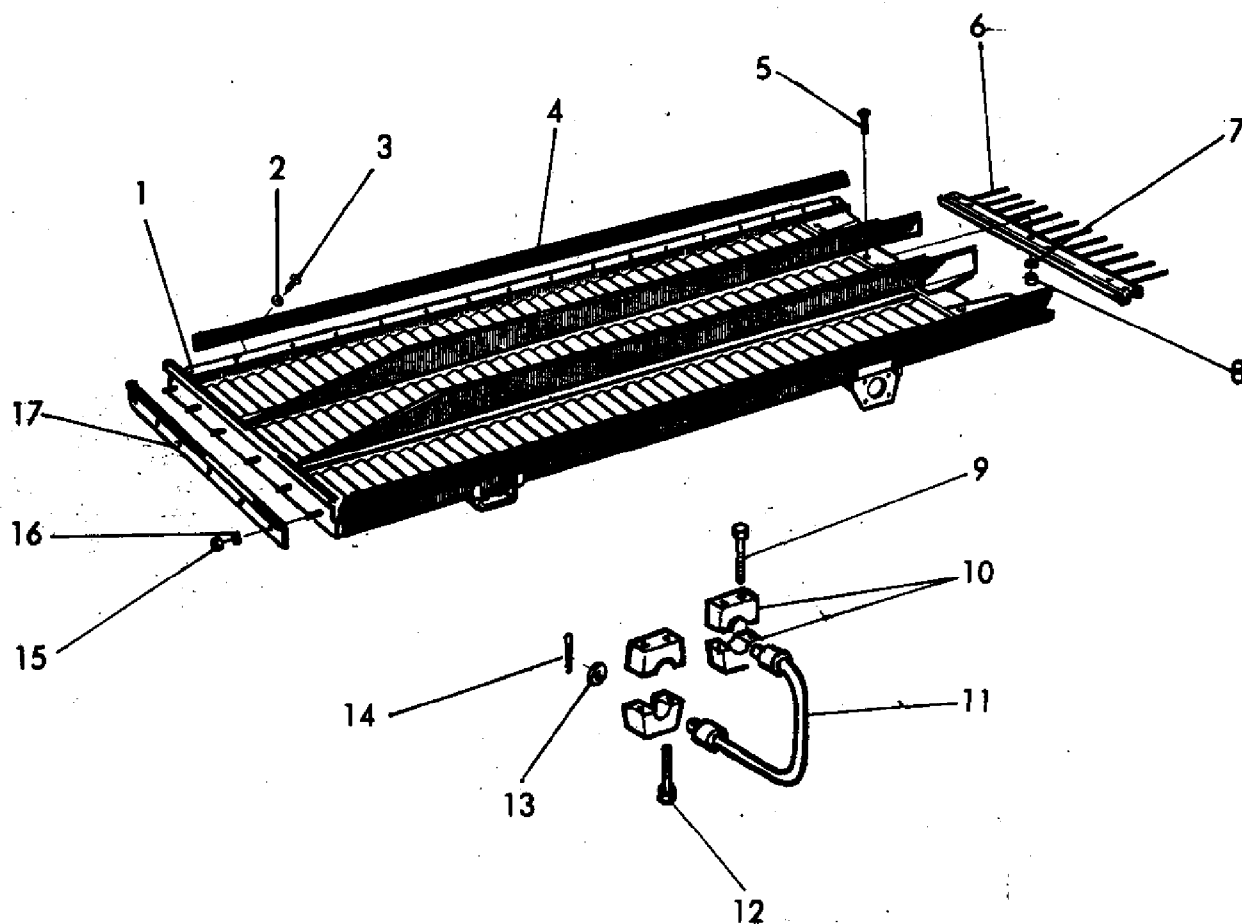
Item	Part Number	Qty	Part Description	Comments
1	414741X1	1	Shoe	(C)
	1628479M92	1	Shoe	(B)
	1603516M91	1	Boot	(E)
2	339362X1	30	Washer	(D)
2	339362X1	32	Washer	(E)
3	338969X1	30	Rivet	(D)
3	338969X1	32	Rivet	(E)
4	401393M2	2	Gasket	(D)
	1604307M1	1	Gasket	(D, E)
5	1629451M1	2	Gasket	(E)
	339362X1	10	Washer	(D, E)
	338969X1	8	Rivet	(D, E)
	338976X1	2	Rivet	(D, E)
6	911658M1	1	Pin	(E)
7	621041M2	2	Bracket	(D, E)
8	339735X1	2	Washer	(D, E)
9	339402X1	2	Nut Metric	(D, E)
10	339433X1	2	Nut Metric	(D, E)
11	390445X1	2	Pin	(D, E)
12	339237X1	2	Screw	(D, E)
13	413425M1	1	Extension	(D)
14	1603525M91	1	Transverse	(E)
15	390177X1	2	Bolt Metric	(E)
	339056X1	2	Washer Metric	(E)
	1440256X1	2	Nut Metric	(E)
16	390445X1	2	Pin	(E)
17	339106X1	2	Nut Metric	(E)
	339374X1	2	Lock Washer	(E)
	390972X1	2	Washer Metric	(E)
18	339843X1	2	Washer	(D, E)
19	339735X1	2	Washer	(D, E)
20	916952M92	1	Lever	(B, D)
				Left Hand
	916951M92	1	Lever	Right Hand
				(B, D)
	339045X1	2	Rivet	(B, D)
21	404801M1	2	Spring	(D, E)
22	339357X1	2	Bolt Metric	(D, E)
23	339735X1	2	Washer	(D, E)

24	391074X1	6	Screw Metric	(D)
24	391074X1	4	Screw Metric	(E)
25	413423M91	1	Door	(D)
	1603522M91	1	Door	(E)
26	339376X1	2	Lock Washer	(D, E)
27	339539X1	2	Nut Metric	(D, E)
28	404767M91	2	Handle	(D, E)
29	339475X1	4	Bolt Metric	(D, E)
	339376X1	4	Lock Washer	(D, E)
	339402X1	4	Nut Metric	(D, E)
30	204825M1	4	Housing	(D, E)
31	1628064M92	2	Arm	(D, E)
32	339204X1	4	Screw	(D, E)
	339376X1	4	Lock Washer	(D, E)
33	204825M1	4	Housing	(D, E)
34	1628063M1	2	Plate	(D, E)
35	391472X1	2	Washer Metric	(D, E)
36	391403X1	2	Pin	(D, E)
37	339375X1	6	Lock Washer	(D)
37	339375X1	4	Lock Washer	(E)
38	339030X1	6	Nut Metric	(D)
38	339030X1	4	Nut Metric	(E)

(A)
SPAIN
(B)
HYDROSTATIC STEERING
(C)

GERMANY
SCANDINAVIA
(D)
414741X1
(E)
1628479M92

STUFFENBODEN
PAN
RECEPTEUR A GRAIN



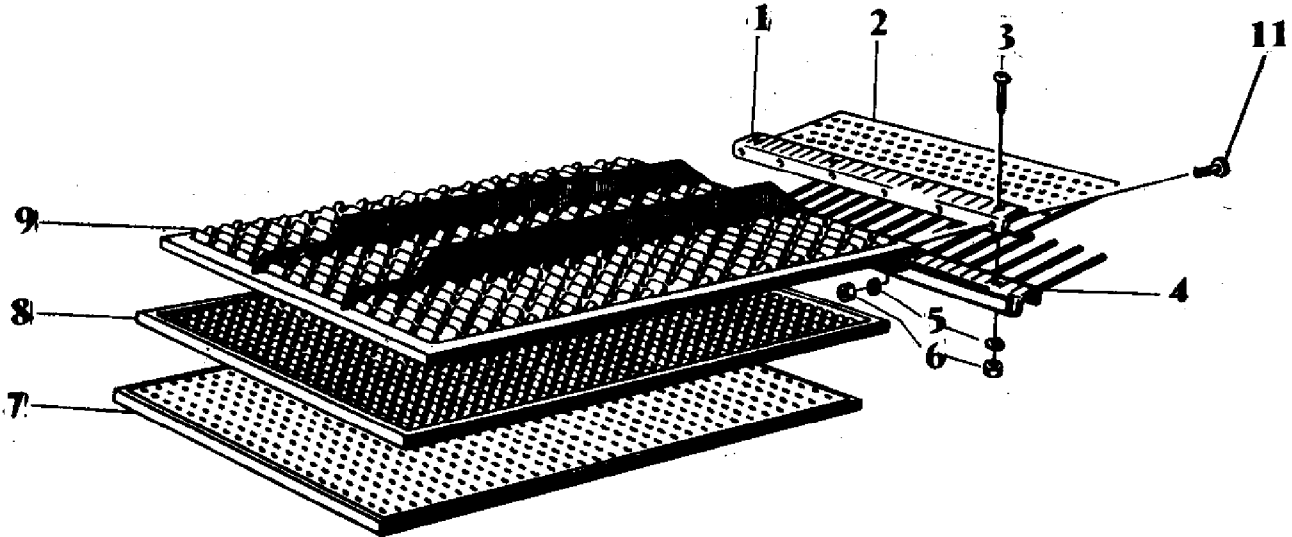
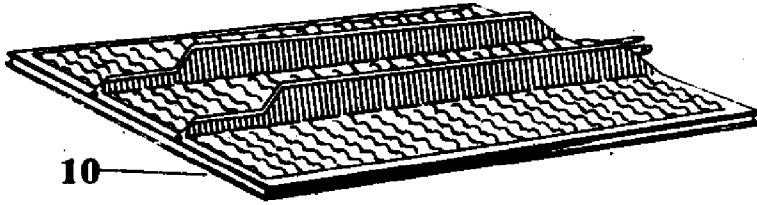
78-90

AGCO Corporation
Parts List Report

Massey Ferguson (Europe)
MF 206 COMBINE
Page 55 - PAN

Item	Part Number	Qty	Part Description	Comments
1	1628086M92	1	Pan	
2	339362X1	50	Washer	
3	338969X1	50	Rivet	
4	412651M1	2	Gasket	
5	391484X1	4	Screw Metric	
6	401408M94	1	Carrier	
7	339375X1	4	Lock Washer	
8	339030X1	4	Nut Metric	
9	339475X1	4	Bolt Metric	
	339376X1	4	Lock Washer	
	339402X1	4	Nut Metric	
10	204825M1	4	Housing	
11	1628058M92	2	Arm	
12	339204X1	4	Screw	
	339376X1	4	Lock Washer	
13	391472X1	2	Washer Metric	
14	391403X1	2	Pin	
15	339030X1	6	Nut Metric	
16	339375X1	6	Lock Washer	
17	412652M1	1	Strap	

SIEB
SCREEN
GRILLES



78-91

AGCO Corporation
Parts List Report

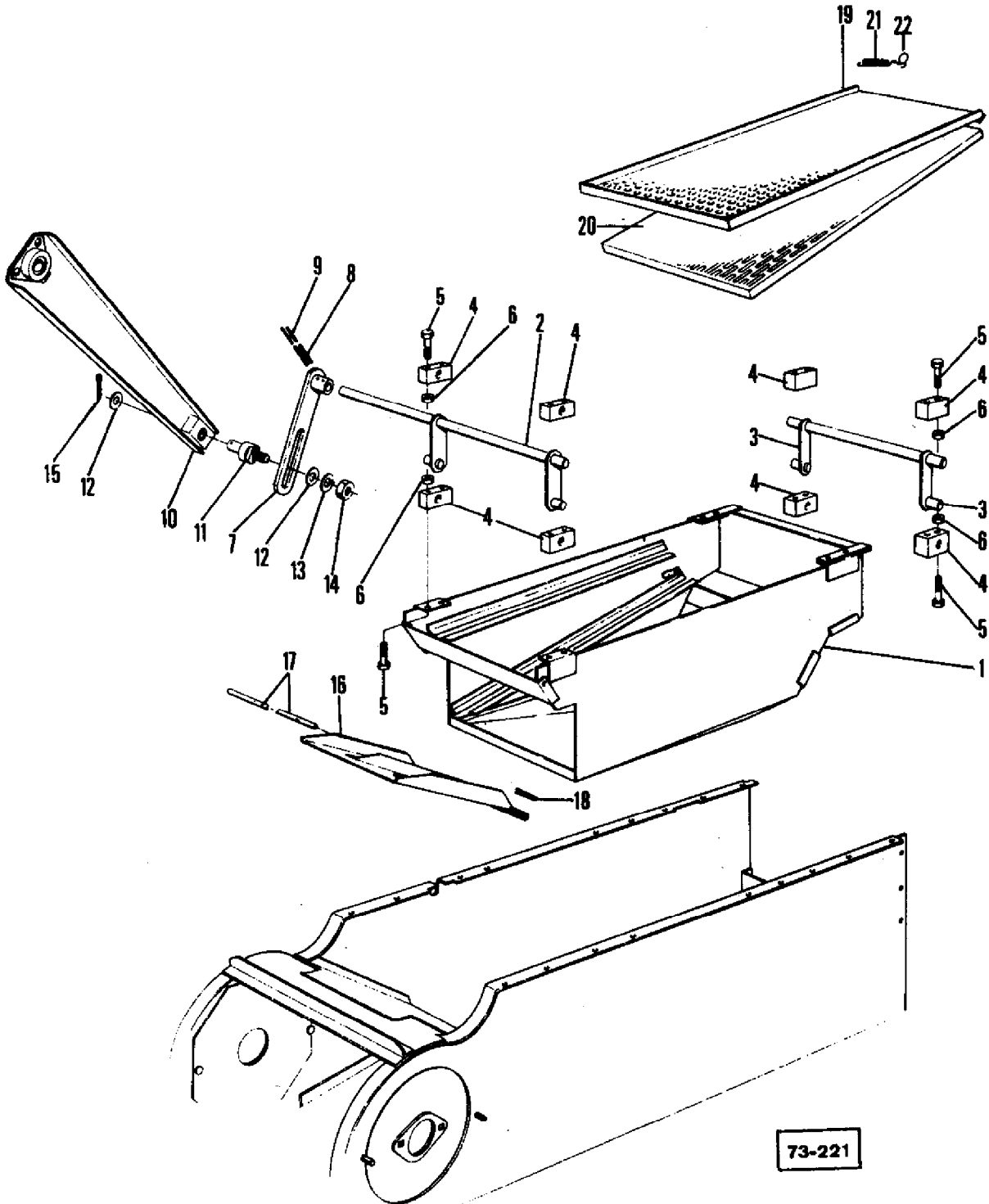
Massey Ferguson (Europe)
MF 206 COMBINE
Page 56 - SCREEN

Item	Part Number	Qty	Part Description	Comments
1	403986M1	1	Bracket	
2	403230M3	1	Screen	
3	391484X1	4	Screw Metric	
	339560X1	6	Screw Metric	
4	403987M91	1	Carrier	
5	339375X1	10	Lock Washer	
6	339030X1	10	Nut Metric	
7	401421M1	1	Grille	5 MM
	401423M1	1	Screen	8 MM
	401424M1	1	Screen	12 MM
	401425M1	1	Screen	16 MM
	401483M1	1	Screen	3 MM
	402602M1	1	Screen	10 MM
	1603205M1	1	Grille	8 X 8
	1603206M1	1	Grille	10 X 10
8	401433M1	1	Screen	3/4
9	401426M1	1	Screen	1 1/4"
	402974M1	1	Screen	2"
10	413908M1	1	Screen	
11	391074X1	6	Screw Metric	

2. REINIGUNG
Für Tank-Absackmaschinen

CLEANING
Bagger-Tanker machines

NETTOYAGE
réservoir-ensacheur



73-221

AGCO Corporation
Parts List Report

Massey Ferguson (Europe)

MF 206 COMBINE

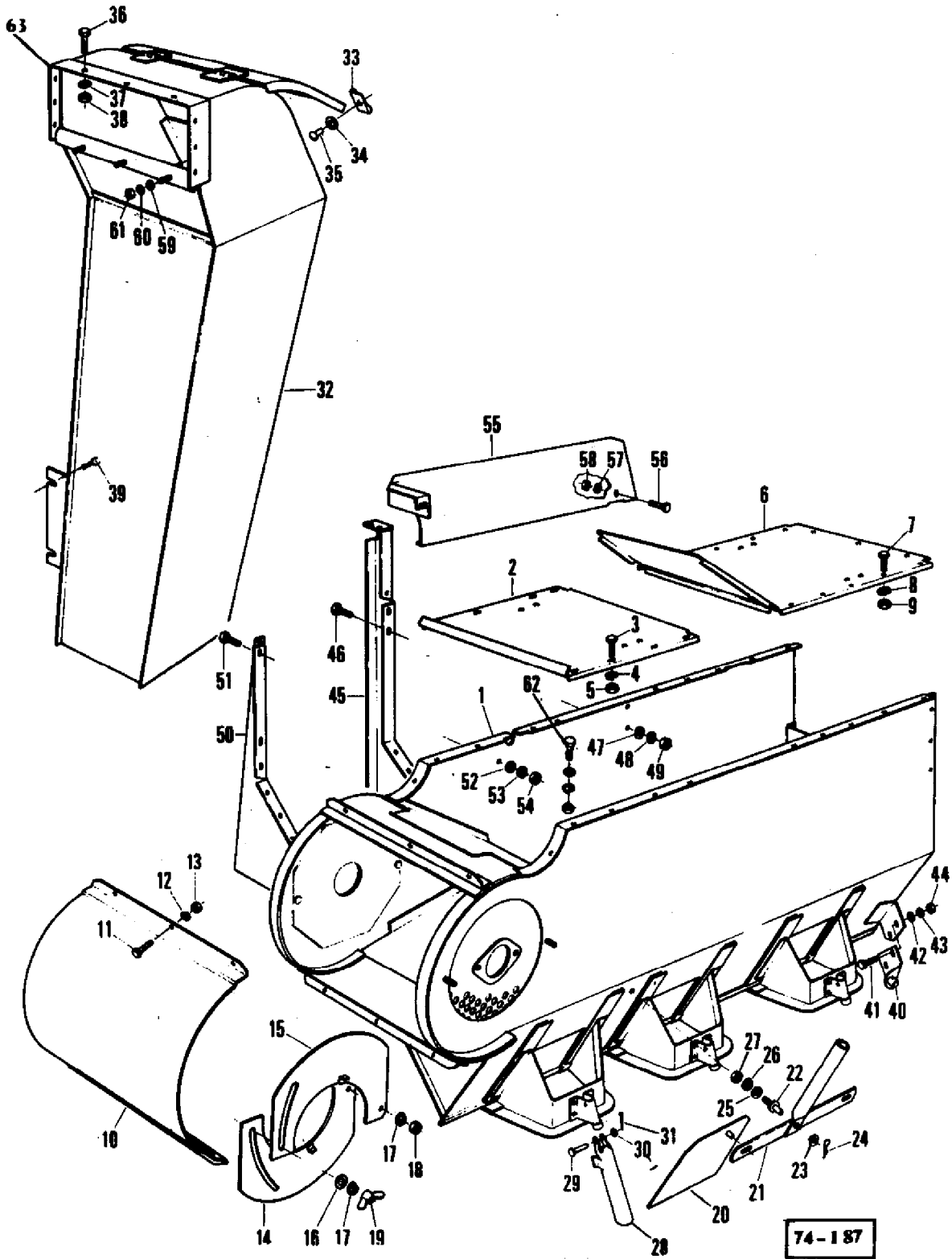
Page 59 - CLEANING BAGGER-TANKER MACHINES

Item	Part Number	Qty	Part Description	Comments
1	419152M91	1	Case	
2	419449M91	1	Shaft	
3	419453M91	1	Shaft	
4	419460M91	8	Bearing	
5	339011X1	16	Bolt Metric	
6	391056X1	16	Nut Metric	
7	419457M91	1	Bush	
8	339080X1	2	Roll Pin	
9	391362X1	2	Pin	
10	419486M91	1	Pitman	
11	320693M2	1	Pin	
12	339704X1	2	Washer	
13	339369X1	1	Lock Washer	
14	339054X1	1	Nut Metric	
15	391402X1	1	Pin	
16	1721698M91	1	Plate	
17	1721708M1	1	Rod	
18	391430X1	1	Pin	
19	1721714M1	1	Screen	
	1721715M1	1	Screen	
	1721716M1	1	Screen	
20	1721719M1	1	Screen	
21	322980M1	4	Spring	
22	322979M1	4	Knotter Hook	

GEHAUSE REINIGUNG
Für tank absackmaschinen

HOUSING CLEANING
bagger tanker machines

CARTER NETTOYAGE
reservoir ensacheur



74-187

AGCO Corporation
Parts List Report

Massey Ferguson (Europe)

MF 206 COMBINE

Page 60 - HOUSING CLEANING - BAGGER-TANKER MACHINES

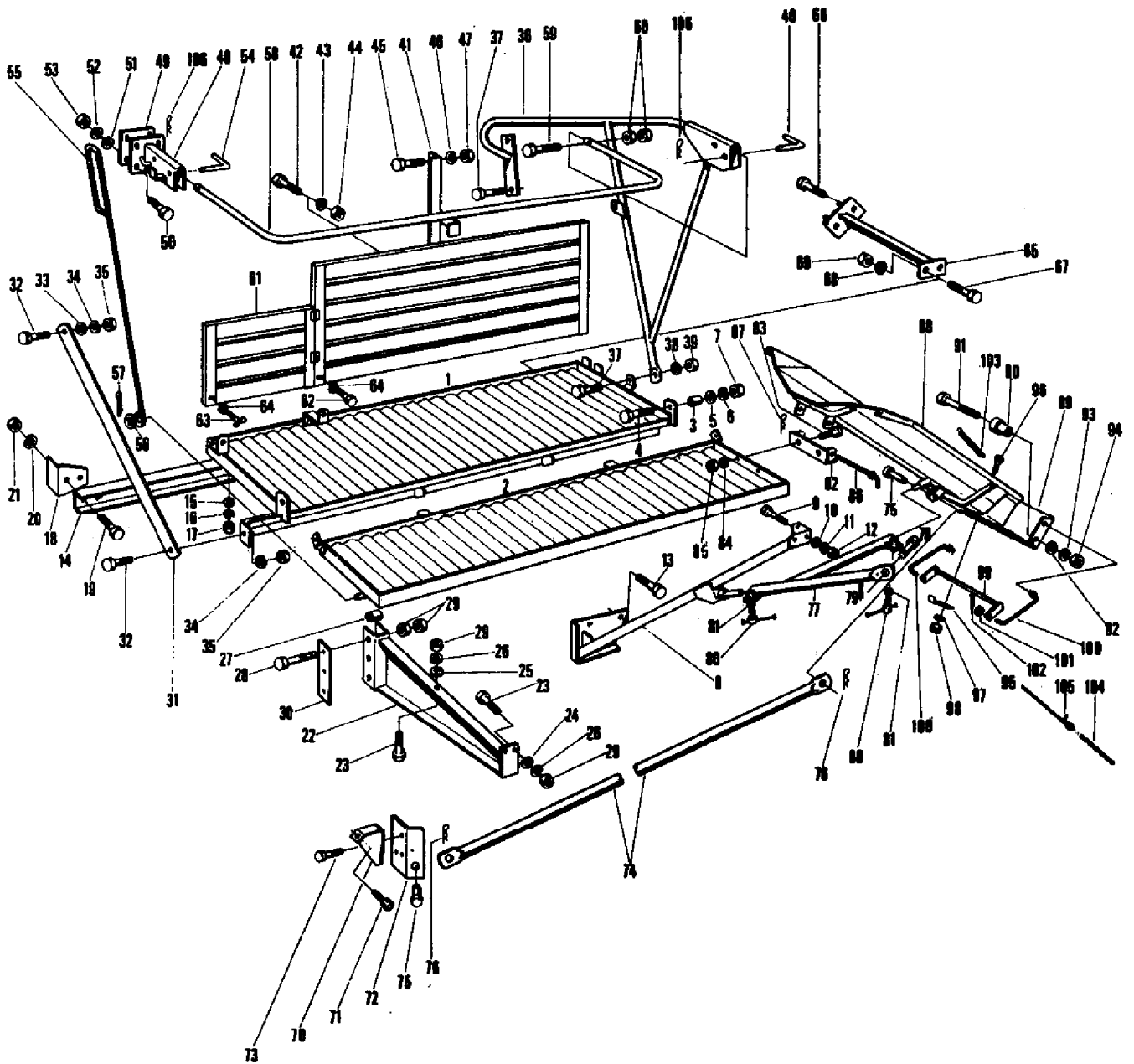
Item	Part Number	Qty	Part Description	Comments
				BAGGER-TANKER MACHINES
1	419465M91	1	Housing	
2	1721711M1	1	Plate	
3	391074X1	8	Screw Metric	
4	339375X1	8	Lock Washer	
5	339030X1	8	Nut Metric	
6	1721695M91	1	Plate	
7	391074X1	10	Screw Metric	
8	339375X1	10	Lock Washer	
9	339030X1	10	Nut Metric	
10	1725002M1	1	Cover	
11	339560X1	6	Screw Metric	
12	339375X1	6	Lock Washer	
13	339030X1	6	Nut Metric	
14	419489M91	2	Plate	
15	419492M91	2	Plate	
16	391166X1	2	Washer Metric	
17	339374X1	4	Lock Washer	
18	339169X1	2	Nut Metric	
19	339106X1	2	Nut Metric	
20	404916M91	2	Gate	
21	414207M91	1	Lever	
22	402558M1	1	Bolt	
23	390056X1	1	Washer	
24	410366M1	1	Pin	
25	339763X1	1	Washer	
26	339169X1	1	Nut Metric	
27	339054X1	1	Nut Metric	
28	402565M3	3	Handle	
29	339610X1	3	Pin	
30	339056X1	3	Washer Metric	
31	339087X1	3	Pin	
32	419436M91	1	Chute	
33	320719M2	2	Tie	
34	390971X1	2	Washer Metric	
35	391488X1	2	Rivet	
36	339124X1	9	Screw Metric	
37	339374X1	9	Lock Washer	
38	339169X1	9	Nut Metric	

39	339123X1	2	Screw Metric
40	1721728M91	1	Bracket
41	339123X1	2	Screw Metric
42	391166X1	2	Washer Metric
43	339374X1	2	Lock Washer
44	339169X1	2	Nut Metric
45	1721721M91	1	Support
46	339123X1	8	Screw Metric
47	391166X1	2	Washer Metric
48	339374X1	8	Lock Washer
49	339169X1	8	Nut Metric
50	1721724M1	1	Support
51	339123X1	9	Screw Metric
52	391166X1	3	Washer Metric
53	339374X1	9	Lock Washer
54	339169X1	9	Nut Metric
55	1721725M1	1	Guard
56	391074X1	1	Screw Metric
57	339375X1	1	Lock Washer
58	339030X1	1	Nut Metric
59	391166X1	3	Washer Metric
60	339374X1	3	Lock Washer
61	339169X1	3	Nut Metric
62	339560X1	10	Screw Metric
	339692X1	10	Washer
	339375X1	10	Lock Washer
	339030X1	10	Nut Metric
63	419437M91	1	Plate

ABSACKPLATTFORM
Für Tank absackmaschinen

PLATFORM
bagger tanker machines

PLATE-FORM
reservoir ensacheur



73-223

AGCO Corporation
Parts List Report

Massey Ferguson (Europe)

MF 206 COMBINE

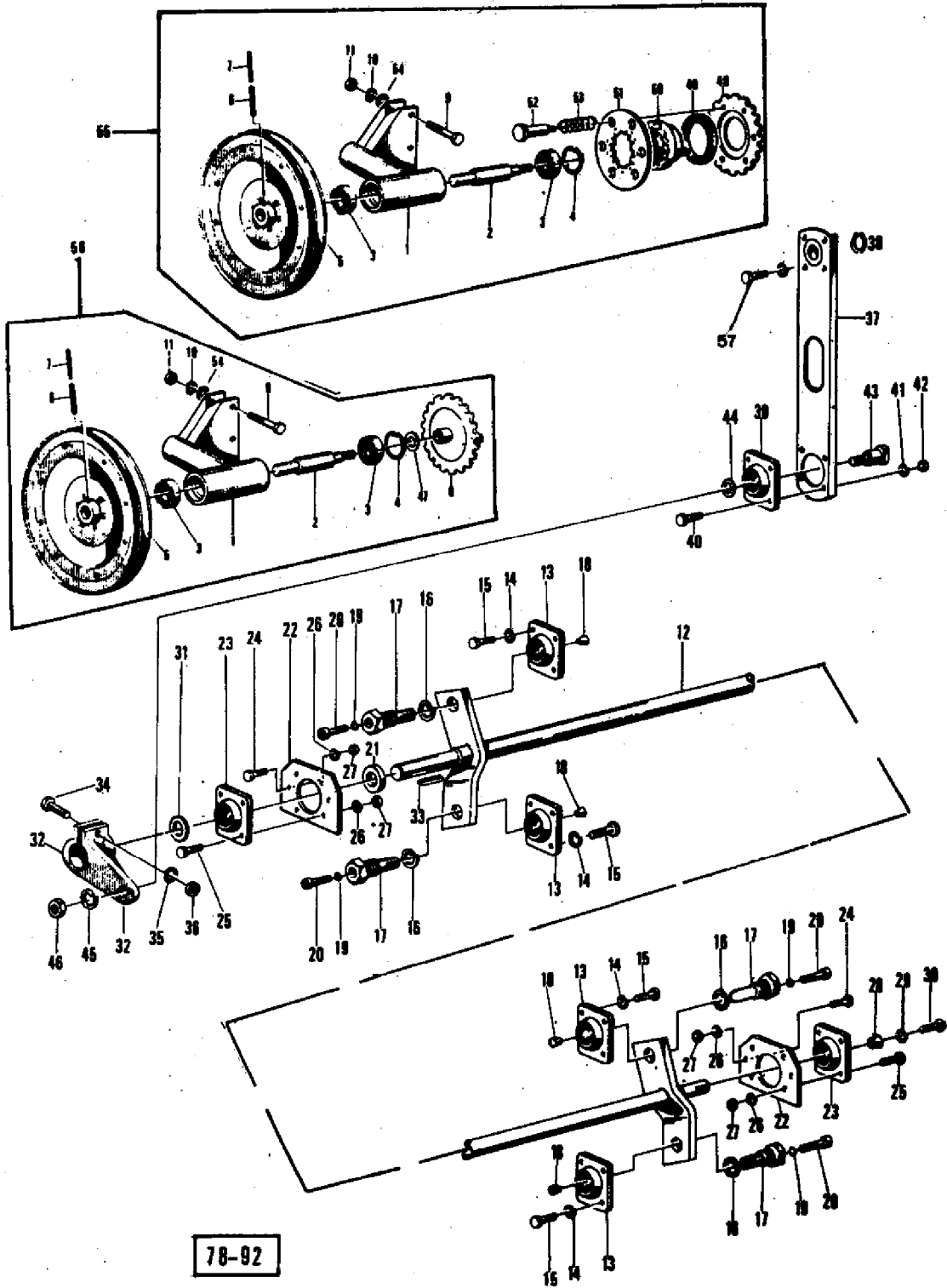
Page 63 - PLATFORM - BAGGER-TANKER MACHINES

Item	Part Number	Qty	Part Description	Comments
				BAGGER-TANKER MACHINES
1	419275M91	1	Frame	
2	419287M91	1	Frame	
3	1706403M1	2	Bush	
4	339586X1	2	Bolt Metric	
5	390747X1	2	Washer	
6	339380X1	2	Washer	
7	339079X1	2	Nut	
8	419294M1	1	Brace	
9	339401X1	3	Screw Metric	
10	339534X1	3	Washer Metric	
11	339376X1	3	Lock Washer	
12	339402X1	3	Nut Metric	
13	339556X1	4	Bolt Metric	
14	419302M1	1	Support	
15	339667X1	6	Shim	
16	339374X1	6	Lock Washer	
17	339169X1	6	Nut Metric	
18	419303M1	1	Angle	
19	339401X1	2	Screw Metric	
20	339376X1	2	Lock Washer	
21	339402X1	2	Nut Metric	
22	419305M91	1	Support	
23	339401X1	3	Screw Metric	
24	339534X1	2	Washer Metric	
25	339492X1	1	Nut	
26	339376X1	3	Lock Washer	
27	419304M1	3	Tube	
28	339269X1	3	Bolt Metric	
29	339402X1	9	Nut Metric	
30	419309M1	1	Plate	
31	419310M1	1	Brace	
32	339451X1	2	Screw Metric	
33	339534X1	1	Washer Metric	
34	339376X1	2	Lock Washer	
35	339402X1	2	Nut Metric	
36	419311M91	1	Rail	
37	339761X1	3	Screw Metric	
38	339374X1	1	Lock Washer	

39	339169X1	1	Nut Metric
40	419317M1	1	Pin
41	419318M91	1	Brace
42	339401X1	2	Screw Metric
43	339376X1	2	Lock Washer
44	339402X1	2	Nut Metric
45	339761X1	2	Screw Metric
46	339374X1	2	Lock Washer
47	339169X1	2	Nut Metric
48	419321M91	1	Support
49	419322M1	1	Plate
50	339761X1	4	Screw Metric
51	391166X1	4	Washer Metric
52	339374X1	4	Lock Washer
53	339169X1	4	Nut Metric
54	419317M1	1	Pin
55	419326M1	1	Bearer
56	339795X1	1	Washer Metric
57	339076X1	1	Pin
58	419327M1	1	Rail
59	339011X1	2	Bolt Metric
60	339169X1	4	Nut Metric
61	419328M91	1	Guard
62	390379X1	2	Bolt Metric
63	1441330X1	1	Bolt Metric
64	339374X1	3	Lock Washer
65	419340M91	1	Angle
66	339291X1	2	Bolt Metric
67	339123X1	2	Screw Metric
68	339374X1	2	Lock Washer
69	339169X1	2	Nut Metric
70	419344M91	1	Stiffener
71	339761X1	1	Screw Metric
72	419347M91	1	Plate
73	339814X1	3	Screw Metric
74	419350M1	1	Tube
75	1441331X1	2	Pin
76	327669M1	2	Pin
77	419351M91	1	Support
78	1441331X1	1	Pin
79	327669M1	1	Pin
80	413960M91	2	Bolt
81	339377X1	2	Lock Washer
82	419354M91	1	Angle
83	339139X1	2	Screw Metric
84	339369X1	2	Lock Washer

85	339054X1	2	Nut Metric
86	413988M91	1	Stem
87	410366M1	1	Pin
88	419355M91	1	Chute
89	413982M1	1	Support
90	405154M1	2	Bush
91	339009X1	2	Bolt Metric
92	339056X1	2	Washer Metric
93	339374X1	2	Lock Washer
94	339169X1	2	Nut Metric
95	610220M1	2	Hinge
96	339170X1	4	Screw
97	339374X1	4	Lock Washer
98	339169X1	4	Nut Metric
99	414098M91	1	Lever
100	1722862M91	2	Stem
101	339763X1	2	Washer
102	339076X1	2	Pin
103	1706124M1	1	Spring
104	GB1984	1	Chain
105	405153M1	1	Rope
106	346160X1	2	Pin

REINIGUNGSANTRIEB
SHAKET SHOE DRIVE
COMMANDE DE NETTOYEUR



AGCO Corporation
Parts List Report

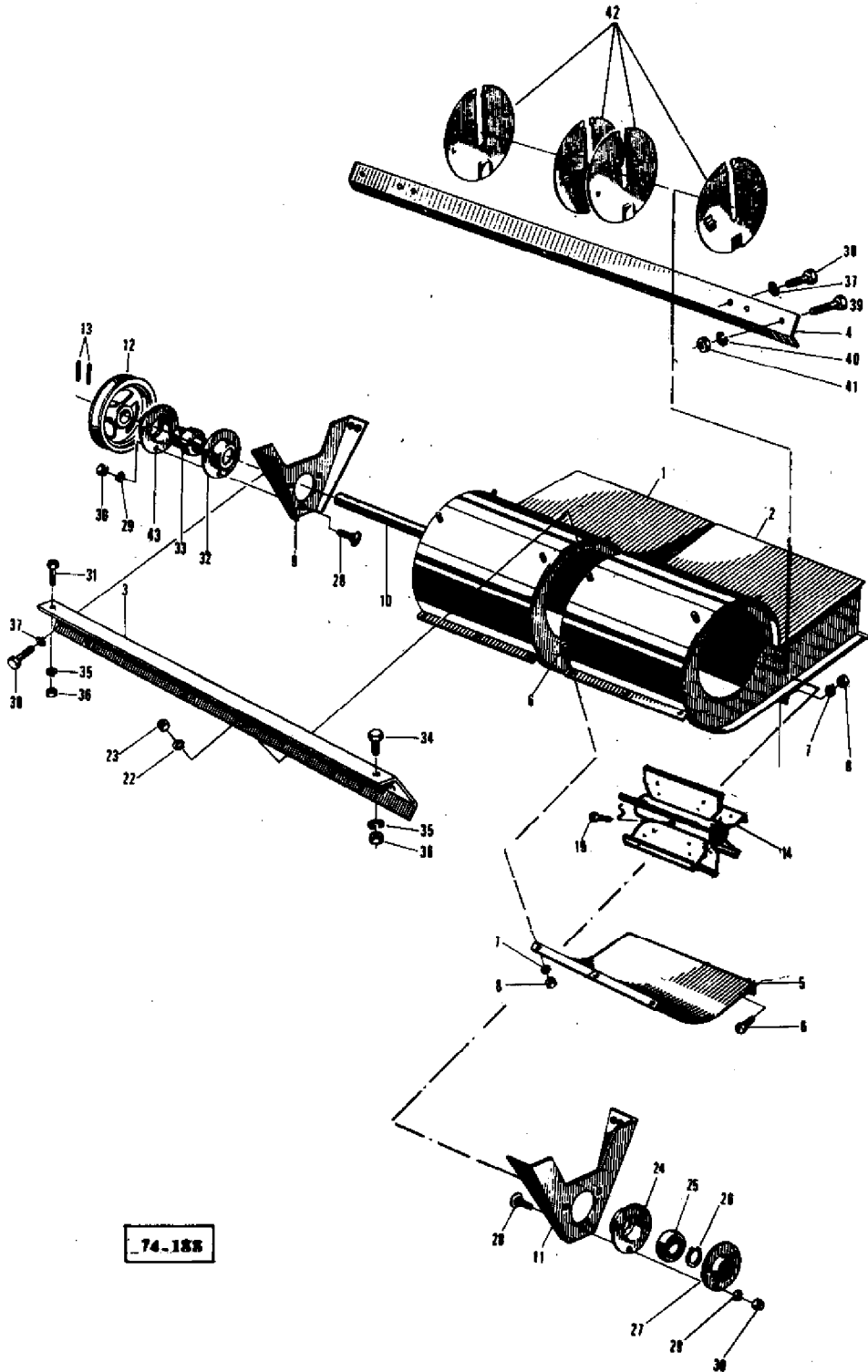
Massey Ferguson (Europe)
MF 206 COMBINE
Page 67 - SHAKET SHOE DRIVE

Item	Part Number	Qty	Part Description	Comments
1	417644M91	1	Support	
2	417648M1	1	Shaft	
3	1440493X1	2	Bearing Assy	
4	339126X1	1	Circlip	
5	417867M91	1	Pulley	
6	339192X1	2	Pin	
7	390533X1	2	Pin	
8	417649M91	1	Sprocket	Number of Teeth/Splines: 19 (B)
9	339269X1	3	Bolt Metric	
10	339376X1	3	Lock Washer	
11	339402X1	3	Nut Metric	
12	417653M91	1	Shaft	
13	1628052M1	4	Flange	
	831112M1	1	Bearing	
14	339374X1	16	Lock Washer	
15	339124X1	16	Screw Metric	
16	390944X1	4	Washer	
17	417655M1	4	Pin	
18	414494M91	4	Cone	
19	339374X1	4	Lock Washer	
20	1440341X1	4	Screw Metric	
21	1604510M1	1	Washer	
22	417656M1	2	Plate	
23	1628052M1	2	Flange	
	831112M1	1	Bearing	
24	339123X1	4	Screw Metric	
25	339761X1	8	Screw Metric	
26	339374X1	12	Lock Washer	
27	339169X1	12	Nut Metric	
28	414491M1	1	Cone	
29	339376X1	1	Lock Washer	
30	339814X1	1	Screw Metric	
31	391109X1	1	Washer Metric	
32	404572M1	1	Lever	
33	339310X1	1	Key Parallel	
34	390912X1	1	Screw Metric	
35	339369X1	1	Lock Washer	
36	339054X1	1	Nut Metric	

37	417657M91	1	Arm	
38	390310X1	1	Circlip	
39	1628052M1	1	Flange	
	831112M1	1	Bearing	
40	390379X1	4	Bolt Metric	
41	339374X1	4	Lock Washer	
42	339169X1	4	Nut Metric	
43	1628050M1	1	Trunnion	
44	1628051M1	1	Spacer	
45	339377X1	1	Lock Washer	
46	339623X1	1	Nut Metric	
47	390186X1	X	Washer Metric	
48	418986M91	1	Sprocket	(A)
49	418989M1	1	Lining	(A)
50	418990M91	1	Clutch	(A)
51	609984M1	1	Plate	(A)
52	609976M1	6	Pin	(A)
53	609977M1	6	Spring	(A)
54	339534X1	6	Washer Metric	(A)
55	418985M91	1	Drive	(A)
56	417643M91	1	Angle Trans.	(B)
57	339560X1	4	Screw Metric	
	339375X1	4	Lock Washer	
	339030X1	4	Nut Metric	

(A)
WITH CLUTCHING
(B)
WITHOUT CLUTCHING

GEBLASE
FANNING MILL
VENTILATEUR



AGCO Corporation
Parts List Report

Massey Ferguson (Europe)
MF 206 COMBINE
Page 68 - FANNING MILL

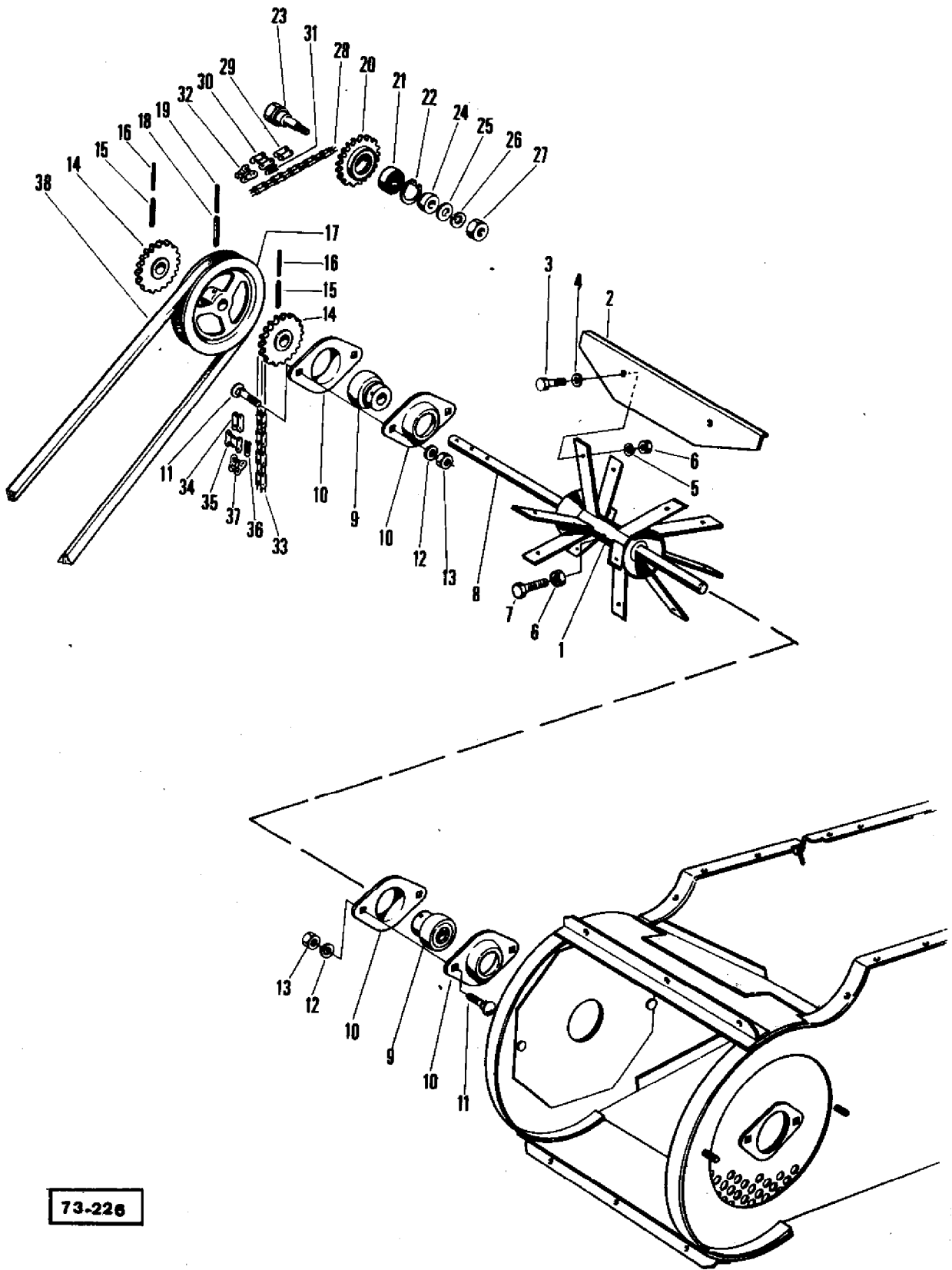
Item	Part Number	Qty	Part Description	Comments
1	417682M91	1	Housing	Right Hand
2	417687M91	1	Housing	Left Hand
3	417691M1	1	Carrier	
4	417692M1	1	Support	
5	402307M1	2	Plate	
6	339230X1	12	Screw Metric	
7	339375X1	12	Lock Washer	
8	339030X1	12	Nut Metric	
9	417693M91	1	Support	
10	1603770M1	1	Shaft	
11	417696M91	1	Support	
12	417698M1	1	Pulley	
13	339052X1	2	Strip	
14	1603850M91	2	Rotor	
19	180002M1	2	Setscrew	
	642034M1	2	Wire	
22	339374X1	8	Lock Washer	
23	339169X1	8	Nut Metric	
24	416688M1	1	Flange	
25	416690M1	1	Bearing	
26	1440475X1	1	Circlip	
27	416687M1	1	Flange	
28	339170X1	6	Screw	
29	339374X1	6	Lock Washer	
30	339169X1	6	Nut Metric	
31	339123X1	1	Screw Metric	
32	412315M1	1	Ring	
33	412260M1	1	Bearing Assy	
34	339324X1	1	Screw	
35	339374X1	2	Lock Washer	
36	339169X1	2	Nut Metric	
37	339374X1	8	Lock Washer	
38	339124X1	8	Screw Metric	
39	339123X1	2	Screw Metric	
40	339374X1	2	Lock Washer	
41	339169X1	2	Nut Metric	
42	402725M91	4	Plate	(A)
43	412261M1	1	Ring	(A)



GEBLÄSE
(REINIGUNG)
für tank absackmaschinen

FANNING MILL
(CLEANING)
bagger tanker machines

VENTILATEUR
(NETTOYAGE)
réservoir ensacheur



73-226

AGCO Corporation
Parts List Report

Massey Ferguson (Europe)

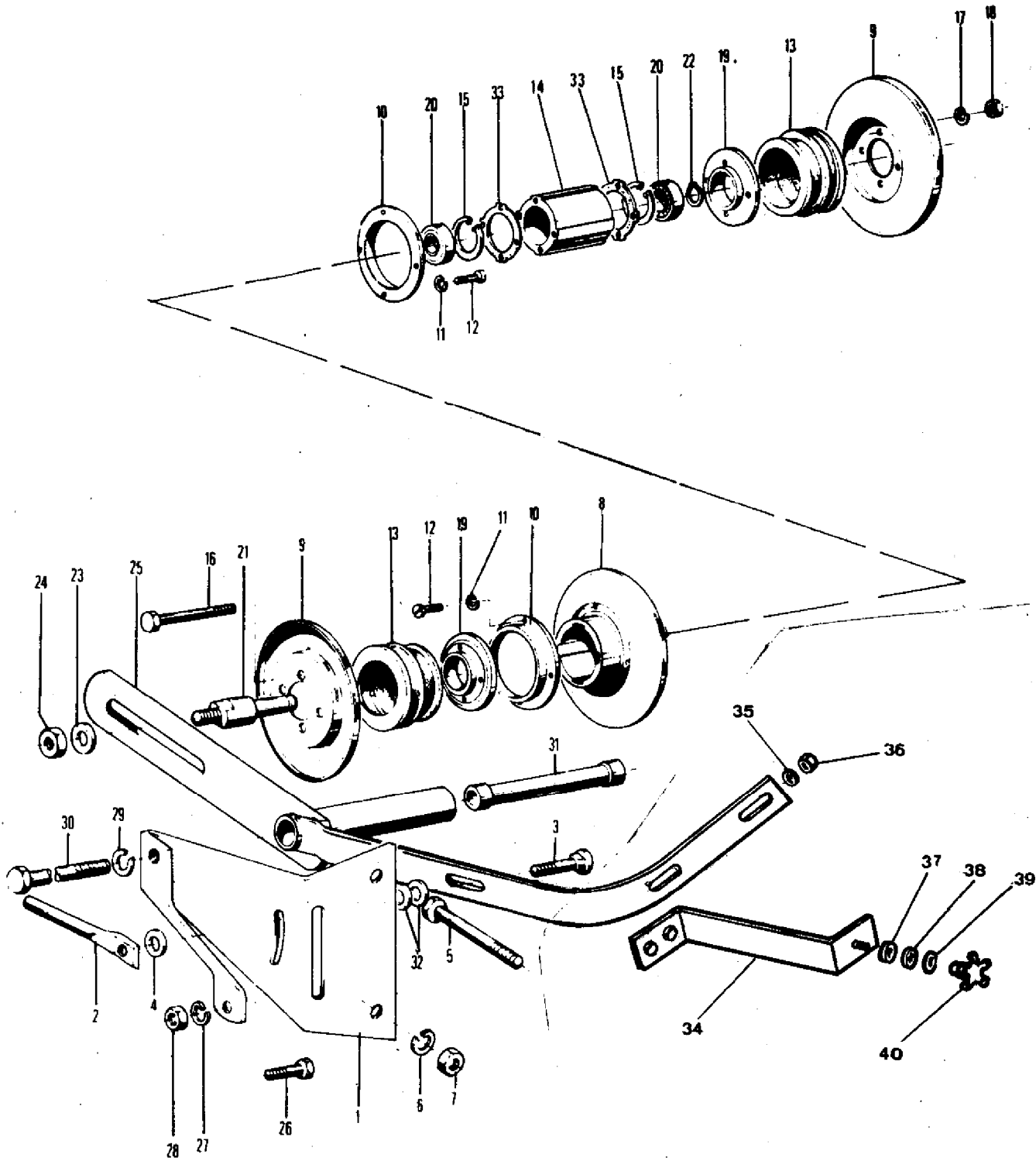
MF 206 COMBINE

Page 71 - FANNING MILL (CLEANING) - BAGGER-TANKER MACHINES

Item	Part Number	Qty	Part Description	Comments
				BAGGER-TANKER MACHINES
	419483M91	1	Fan	
1	419484M91	1	Spider	
2	410498M1	6	Blade Cutter	
3	339817X1	12	Washer Metric	
4	339123X1	12	Screw Metric	
5	339374X1	12	Lock Washer	
6	339169X1	13	Nut Metric	
7	390594X1	1	Bolt Metric	
	323756M1	X	Balancer	
8	1721727M1	1	Shaft	
9	658087M1	2	Bearing	
10	410559M1	4	Flange	
11	339247X1	4	Bolt	
12	339374X1	4	Lock Washer	
13	339169X1	4	Nut Metric	
14	419455M91	2	Sprocket	Number of Teeth/Splines: 19
15	339071X1	2	Pin	
16	1440911X1	2	Pin	
17	1721712M1	1	Pulley	
18	339052X1	1	Strip	
19	339174X1	1	Pin	
20	324652M1	1	Sprocket	
21	339199X1	1	Ring	
22	339200X1	1	Bearing Ball	
23	419381M1	1	Bolt	
24	1706329M1	1	Bush	
25	390346X1	1	Washer Metric	
26	339377X1	1	Lock Washer	
27	339682X1	1	Nut Metric	
28	1721709M91	1	Chain	
30	329202M91	35	Link	
	329206M91	1	Link	
	329203M91	34	Link	
31	329020M1	1	Clip	
32	329210M91	1	Cranked Link	
33	1721726M91	1	Chain	
34	329202M91	87	Link	
35	329206M91	1	Link	

	329203M91	86	Link
36	329020M1	1	Clip
37	329210M91	1	Cranked Link
38	1721710M1	1	Belt

GEBLASE VERSTELLTRIEB
FANNING MILL ADJUSTMENT
VARIATEUR DE VITESSES POUR VENTILATEUR



76-565

AGCO Corporation
Parts List Report

Massey Ferguson (Europe)

MF 206 COMBINE

Page 72 - FANNING MILL ADJUSTMENT

Item	Part Number	Qty	Part Description	Comments
1	417792M91	1	Support	
2	412444M1	1	Handle	
3	339131X1	1	Bolt	
4	339025X1	1	Washer Metric	
5	339582X1	2	Bolt Metric	
6	339376X1	2	Lock Washer	
7	339402X1	2	Nut Metric	
8	417796M1	1	Pulley	
9	417798M1	2	Pulley	
10	417799M1	2	Collar	
11	339382X1	6	Lock Washer	
12	390961X1	6	Screw Metric	
13	417800M1	2	Gaiter	
14	417801M1	1	Hub	
15	339657X1	2	Circlip	
16	339891X1	4	Screw Metric	
17	621823M2	4	Washer	
18	339169X1	4	Nut Metric	
19	417802M1	2	Flange	
20	1440343X1	2	Bearing Ball	
21	410541M1	1	Pin	
22	391062X1	1	Segment	
23	339026X1	1	Washer Metric	
24	339054X1	1	Nut Metric	
25	1628660M91	1	Lever	
26	339401X1	1	Screw Metric	
27	339376X1	1	Lock Washer	
28	339402X1	1	Nut Metric	
29	339376X1	1	Lock Washer	
30	339649X1	1	Bolt Metric	
31	401499M2	1	Axle	
32	390672X1	2	Washer Metric	
33	417806M1	2	Gasket	
34	1628707M91	1	Lever	
35	390735X1	3	Washer Metric	
36	339054X1	2	Nut Metric	
37	1628982M1	1	Washer	
37	1442174X1	1	Washer	
39	390056X1	1	Washer	

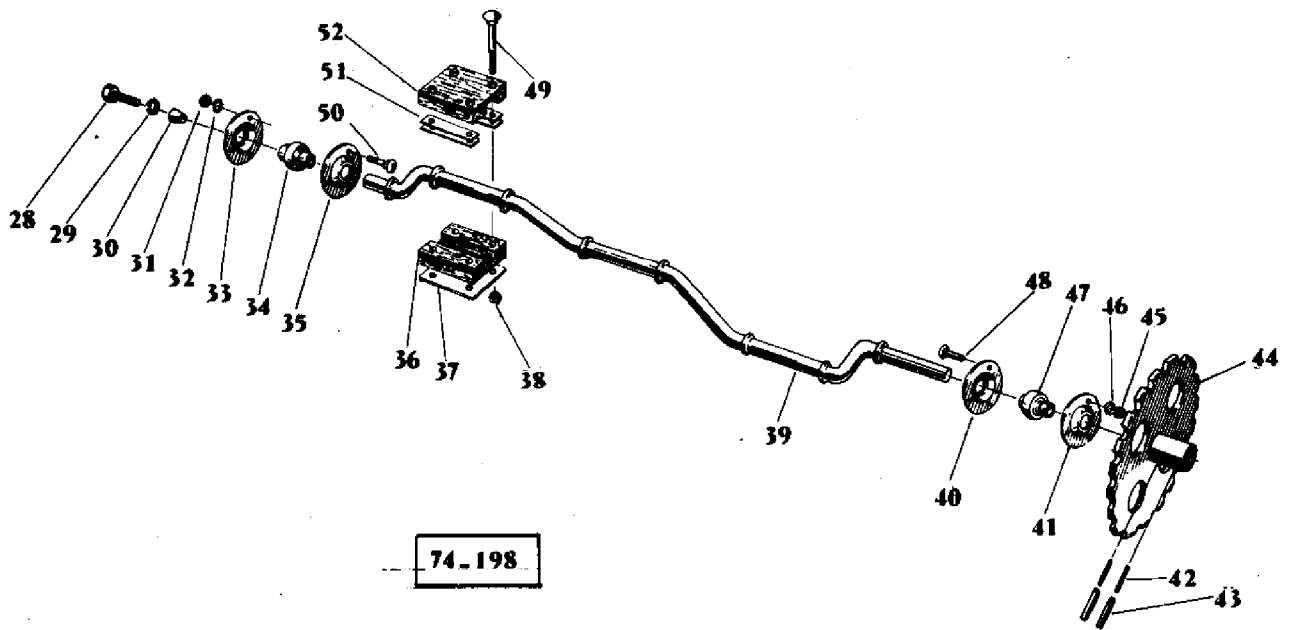
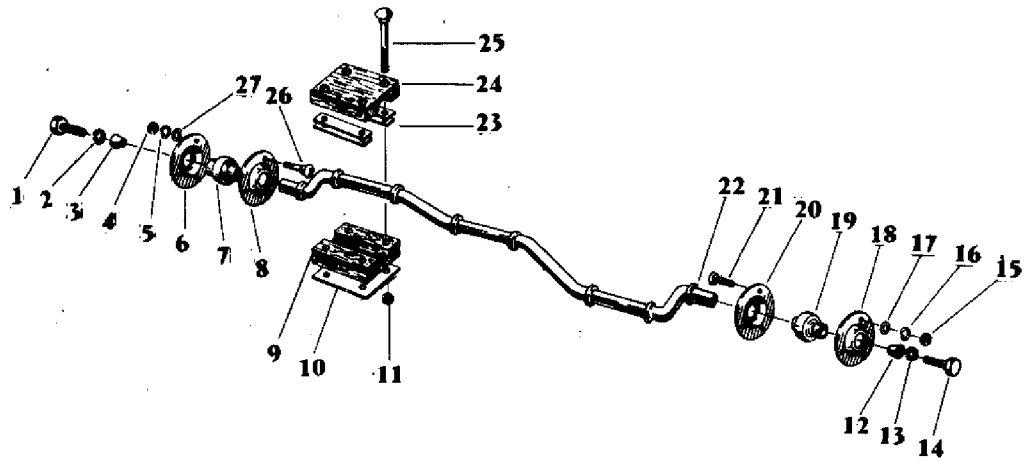
40

1628708M1

1

Button

SCHUTTLERANTRIEB
STRAWWALKERS DRIVE
COMMANDE DES SECOUEURS



74-198

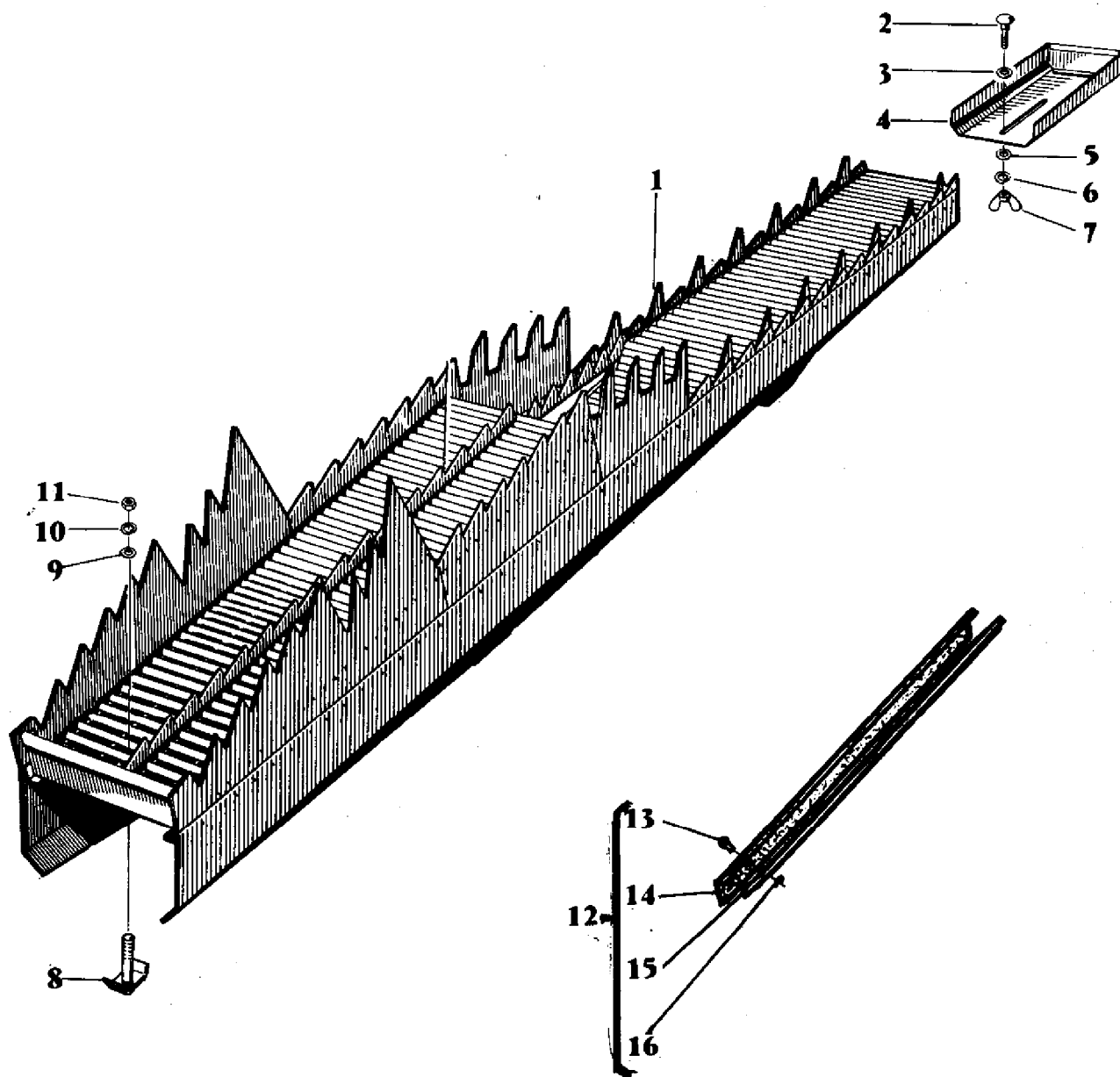
AGCO Corporation
Parts List Report

Massey Ferguson (Europe)
MF 206 COMBINE
Page 75 - STRAWWALKERS DRIVE

Item	Part Number	Qty	Part Description	Comments
1	1441757X1	1	Screw Metric	
2	339376X1	1	Lock Washer	
3	414491M1	1	Cone	
4	339169X1	3	Nut Metric	
5	339374X1	3	Lock Washer	
6	417624M1	1	Flange	
7	831112M1	1	Bearing	
8	417624M1	1	Flange	
9	414796M91	2	Bearing	
	414797M1	4	Half Flange	
10	415080M1	3	Plate	
11	1441461X1	12	Nut Metric	
	339024X1	12	Washer Metric	
12	414491M1	1	Cone	
13	339376X1	1	Lock Washer	
14	1441757X1	1	Screw Metric	
15	339169X1	3	Nut Metric	
16	339374X1	3	Lock Washer	
17	339817X1	3	Washer Metric	
18	417624M1	1	Flange	
19	831112M1	1	Bearing	
20	417624M1	1	Flange	
21	339170X1	3	Screw	
22	417615M91	1	Crankshaft	
23	414798M1	12	Shim	
24	414796M91	2	Bearing	
	414797M1	4	Half Flange	
25	339159X1	12	Bolt Metric	
26	339170X1	3	Screw	
27	339817X1	3	Washer Metric	
28	1441757X1	1	Screw Metric	
29	339376X1	1	Lock Washer	
30	414491M1	1	Cone	
31	339169X1	3	Nut Metric	
32	339374X1	3	Lock Washer	
33	417624M1	1	Flange	
34	831112M1	1	Bearing	
35	417624M1	1	Flange	
36	414796M91	2	Bearing	

	414797M1	4	Half Flange	
37	415080M1	3	Plate	
38	1441461X1	12	Nut Metric	
	339024X1	12	Washer Metric	
39	417617M91	1	Crankshaft	
40	412315M1	1	Ring	
41	412261M1	1	Ring	
42	339304X1	2	Pin	5 X 40
43	339055X1	2	Pin	8 X 40
44	417619M91	1	Sprocket	
45	339169X1	3	Nut Metric	
46	339374X1	3	Lock Washer	
47	412260M1	1	Bearing Assy	
48	339170X1	3	Screw	
49	339159X1	12	Bolt Metric	
50	339170X1	3	Screw	
51	414798M1	12	Shim	
52	414796M91	2	Bearing	
	414797M1	4	Half Flange	

SCHÜTLER
STRAHWALKERS
SECOUEURS



78-93

AGCO Corporation
Parts List Report

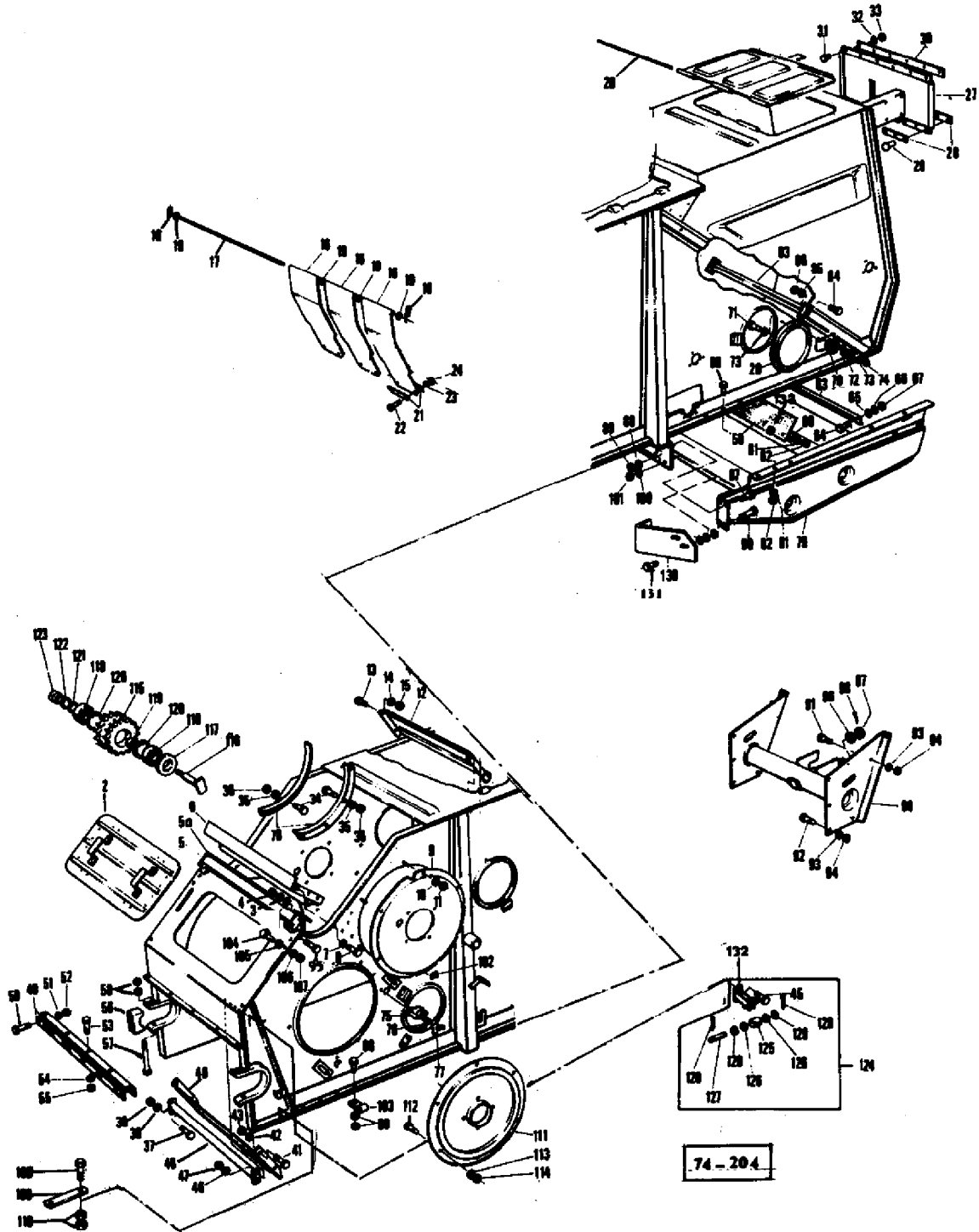
Massey Ferguson (Europe)
MF 206 COMBINE
Page 76 - STRAW WALKER

Item	Part Number	Qty	Part Description	Comments
1	417591M91	1	Walker	
	417614M91	1	Walker	
	417611M91	1	Walker	
2	390018X1	6	Bolt	
3	339697X1	6	Washer	
4	417881M91	3	Extension	
5	339697X1	6	Washer	
6	339374X1	6	Lock Washer	
7	339106X1	6	Nut Metric	
8	401299M91	9	Bolt	
9	390971X1	9	Washer Metric	
10	339375X1	9	Lock Washer	
11	339030X1	9	Nut Metric	
12	905326M91	2	Bracket	
	49158X	12	Rivet	
	401306M1	1	Seal	
	390468X1	12	Washer Metric	

MASCHINENGEHAUSE

MACHINE HOUSING

BATI



AGCO Corporation
Parts List Report

Massey Ferguson (Europe)
MF 206 COMBINE
Page 79 - MACHINE HOUSING

Item	Part Number	Qty	Part Description	Comments
1	917217M93	1	Frame	
2	418385M91	1	Door	
3	339376X1	4	Lock Washer	
4	339402X1	4	Nut Metric	
5	1722153M91	1	Skimmershank	
	1722152M1	2	Gasket	
6	418399M91	1	Scraper	
7	339376X1	6	Lock Washer	
	390734X1	6	Washer Metric	
8	339081X1	6	Screw Metric	
9	412634M92	1	Plate	
10	339374X1	6	Lock Washer	
11	339169X1	6	Nut Metric	
12	418410M1	1	Bearer	
13	339124X1	4	Screw Metric	
14	339374X1	4	Lock Washer	
15	339169X1	4	Nut Metric	
16	1604428M91	3	Deflector	
17	1722289M1	1	Clevis Pin	
18	391091X1	2	Pin	
19	391593X1	8	Washer Metric	
20	418412M1	5	Door	
21	412639M1	6	Weight	
22	339666X1	6	Screw Metric	
23	339375X1	6	Lock Washer	
24	339030X1	6	Nut Metric	
25	418413M1	1	Plate	
26	404660M1	1	Stem	
27	418414M91	1	Curtain	
	418415M1	1	Curtain	
28	401830M1	6	Weight	
29	339109X1	9	Rivet	
30	418416M1	1	Plate	
31	339123X1	6	Screw Metric	
32	339374X1	6	Lock Washer	
33	339169X1	6	Nut Metric	
34	391074X1	8	Screw Metric	
35	339375X1	8	Lock Washer	
36	339030X1	8	Nut Metric	

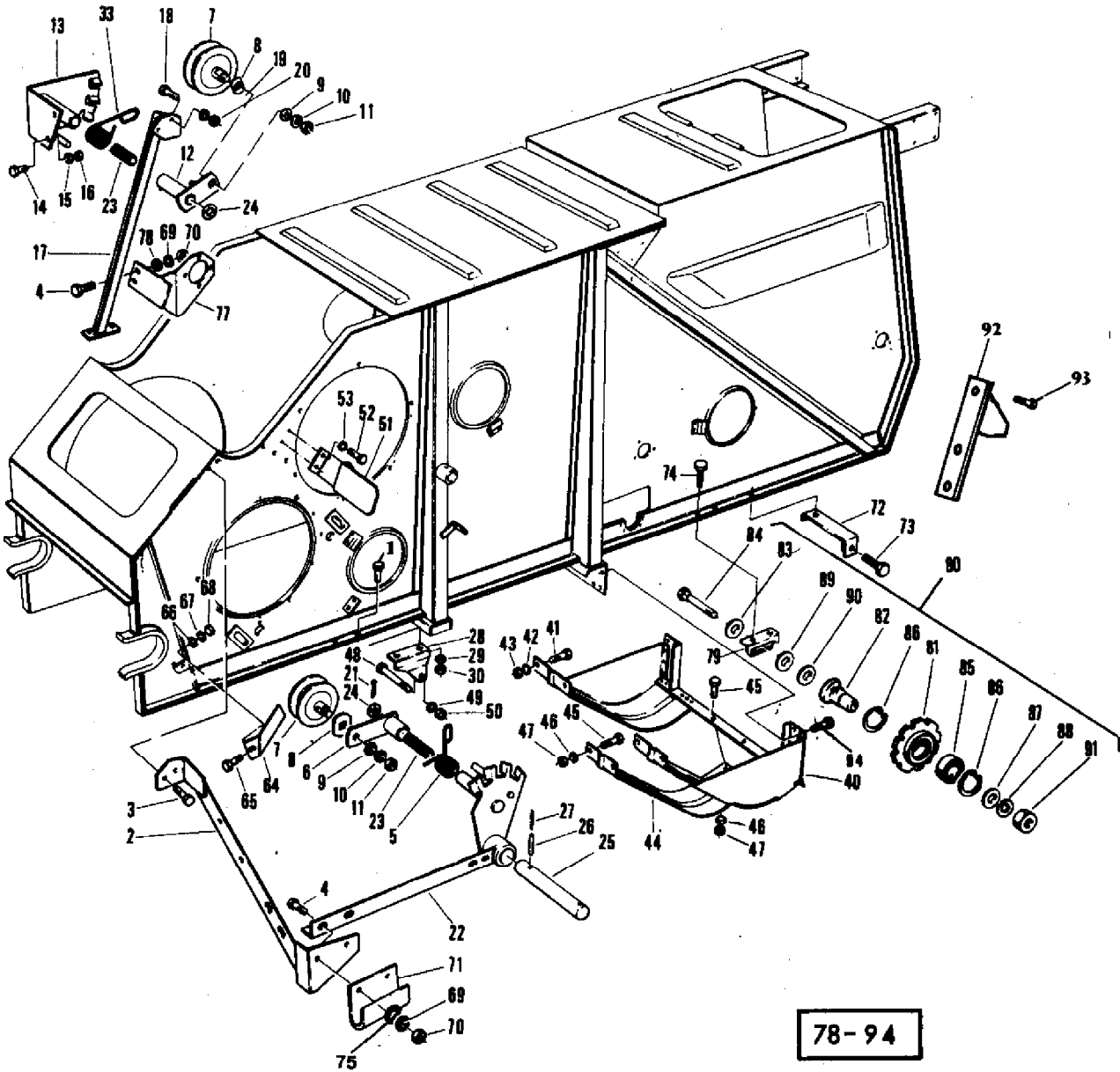
37	339123X1	2	Screw Metric
38	339374X1	2	Lock Washer
39	339169X1	2	Nut Metric
40	1628885M91	1	Deflector
41	339123X1	4	Screw Metric
42	339374X1	4	Lock Washer
43	339169X1	4	Nut Metric
45	339761X1	2	Screw Metric
47	339374X1	2	Lock Washer
	339169X1	2	Nut Metric
48	418438M91	1	Tube
49	412629M91	1	Gasket
	412632X1	1	Joint
	338828X1	14	Rivet
50	339401X1	2	Screw Metric
51	339376X1	2	Lock Washer
52	339402X1	2	Nut Metric
53	339123X1	5	Screw Metric
54	339374X1	5	Lock Washer
55	339169X1	5	Nut Metric
56	621288M1	2	Bearing
57	621289M1	2	Bolt
58	339079X1	4	Nut
59	401840M1	1	Joint
60	403999M1	1	Shield
61	339375X1	9	Lock Washer
62	339560X1	9	Screw Metric
63	404850M1	1	Angle
64	339560X1	6	Screw Metric
65	339692X1	6	Washer
66+	339375X1	6	Lock Washer
67	339030X1	6	Nut Metric
68	391375X1	10	Screw Metric
69	339054X1	20	Nut Metric
70	418443M1	5	Fastener
71	418444M1	5	Pin
72	418445M1	5	Spring
73	339817X1	6	Washer Metric
74	1440988X1	5	Clip
75	418446M1	4	Plate
76	339374X1	4	Lock Washer
77	339106X1	4	Nut Metric
78	411950M1	2	Cowl
79	418450M91	1	Plate
80	339123X1	8	Screw Metric
81	339374X1	8	Lock Washer

82	339169X1	8	Nut Metric	
83	418463M91	1	Reinforcement	
84	390379X1	4	Bolt Metric	
85	339374X1	4	Lock Washer	
86	339169X1	4	Nut Metric	
87	339401X1	4	Screw Metric	
88	339376X1	4	Lock Washer	
89	339402X1	4	Nut Metric	
90	1726016M91	1	Bearer	
	1722682M92	1	Bearer	(A)
91	418471M1	4	Bolt	
92	339401X1	8	Screw Metric	
93	339376X1	12	Lock Washer	
94	339402X1	12	Nut Metric	
95	339451X1	4	Screw Metric	
96	415547M1	1	Washer	
97	390761X1	1	Nut Metric	
98	339040X1	1	Pin	
99	339451X1	4	Screw Metric	
100	339376X1	4	Lock Washer	
101	339402X1	4	Nut Metric	
102	401864M1	1	Bridle	
103	418478M1	1	Strap	
104	339666X1	3	Screw Metric	
105	390971X1	3	Washer Metric	
106	339375X1	3	Lock Washer	
107	339030X1	3	Nut Metric	
108	419109M1	2	Plate	
109	339208X1	4	Screw	
110	339054X1	8	Nut Metric	
111	418398M1	1	Cover	(B)
112	339081X1	6	Screw Metric	(B)
113	339376X1	6	Lock Washer	(B)
114	339402X1	6	Nut Metric	(B)
	404426M91		Tensioner	(B)
115	401264M2	1	Pinion	Number of Teeth/Splines: 14 (B)
116	404427M91	1	Shaft	(B)
117	404430M1	1	Spacer	(B)
118	339599X1	2	Bearing Ball	(B)
119	404431M1	1	Spacer	(B)
120	339199X1	2	Ring	(B)
121	390585X1	1	Washer Metric	(B)
122	339377X1	1	Lock Washer	(B)
123	339682X1	1	Nut Metric	(B)
124	1724787M91	1	Guide	

125	1722027M1	1	Roller	
126	1441434X1	2	Washer Metric	
127	339512X1	1	Pin	
128	391401X1	2	Pin	
129	339025X1	2	Washer Metric	
130	418479M1	1	Plate	(B)
131	339451X1	2	Screw Metric	(B)
	339534X1	4	Washer Metric	(B)
	339376X1	2	Lock Washer	(B)
	339402X1	2	Nut Metric	(B)
132	418434M91	1	Bearing Carrier	
133	339030X1	9	Nut Metric	

(A)
FINLAND
(B)
CHAIN DRIVE

AMBATEILE - MASCHINENGEHAEUSE
ATTACHING PARTS - MACHINE HOUSING
PIECES POUR MONTAGE BATI



78-94

AGCO Corporation
Parts List Report

Massey Ferguson (Europe)
MF 206 COMBINE

Page 84 - ATTACHING PARTS - MACHINE HOUSING

Item	Part Number	Qty	Part Description	Comments
1	339401X1	2	Screw Metric	
2	418388M91	1	Brace	
3	339451X1	2	Screw Metric	
4	339401X1	2	Screw Metric	
5	418406M1	1	Spring	
6	418407M91	1	Lever	
7	416579M91	2	Pulley	
	416580M91	2	Pulley	
		2	Bearing	
8	416584M1	2	Washer	
9	339072X1	2	Washer	
10	339380X1	2	Washer	
11	339070X1	2	Nut	
12	418417M91	1	Lever	
13	418419M92	1	Sector	
14	339401X1	2	Screw Metric	
15	339376X1	2	Lock Washer	
16	339402X1	2	Nut Metric	
17	1724148M91	1	Bearer	
18	339451X1	2	Screw Metric	
19	339376X1	2	Lock Washer	
20	339402X1	2	Nut Metric	
21	391371X1	2	Pin	
22	418427M91	1	Quadrant	
23	418431M1	2	Bearing	
24	391393X1	2	Washer Metric	
25	418432M1	1	Shaft	
26	339307X1	2	Roll Pin	
27	339349X1	2	Pin	
28	418447M1	1	Suspension	
29	339376X1	2	Lock Washer	
30	339402X1	2	Nut Metric	
33	1724150M1	1	Spring	
40	418489M91	1	Plate	
41	339124X1	4	Screw Metric	
42	339374X1	4	Lock Washer	
43	339169X1	4	Nut Metric	
44	418490M1	1	Plate	
45	339124X1	4	Screw Metric	

46	339374X1	4	Lock Washer	
47	339169X1	4	Nut Metric	
48	339733X1	1	Bolt Metric	
49	339648X1	1	Washer	
50	339647X1	1	Nut Metric	
51	418403M91	1	Guide	(A)
	418405M91	1	Guide	(B)
52	339123X1	2	Screw Metric	
53	339374X1	2	Lock Washer	
	339169X1	2	Nut Metric	
64	418480M1	1	Anglepiece	
65	339560X1	1	Screw Metric	
66	339692X1	1	Washer	
67	339375X1	1	Lock Washer	
68	339030X1	1	Nut Metric	
69	339376X1	4	Lock Washer	
70	339402X1	4	Nut Metric	
71	1721821M1	1	Bearer	
72	916881M91	1	Bearer	
73	339761X1	1	Screw Metric	
74	339761X1	2	Screw Metric	
	339024X1	2	Washer Metric	
	339169X1	2	Nut Metric	
75	339025X1	4	Washer Metric	
77	1724348M91	1	Bearer	
78	339028X1	2	Washer	
79	1723636M1	1	Support	
80	404854M93	1	Tensioner	
81	404726M91	1	Sprocket	
82	404737M3	1	Bush	
83	339072X1	1	Washer	
84	390647X1	1	Bolt Metric	
85	339932X1	1	Bearing Assy	
86	339657X1	2	Circlip	
87	391158X1	1	Washer Metric	
88	339376X1	1	Lock Washer	
89	390670X1	X	Washer Metric	
90	390672X1	X	Washer Metric	
91	339402X1	1	Nut Metric	
92	1726013M91	2	Catch	
93	339451X1	4	Screw Metric	
	339814X1	2	Screw Metric	
	339376X1	6	Lock Washer	
	339402X1	6	Nut Metric	
94	339451X1	4	Screw Metric	
	339376X1	4	Lock Washer	

339402X1

4

Nut Metric

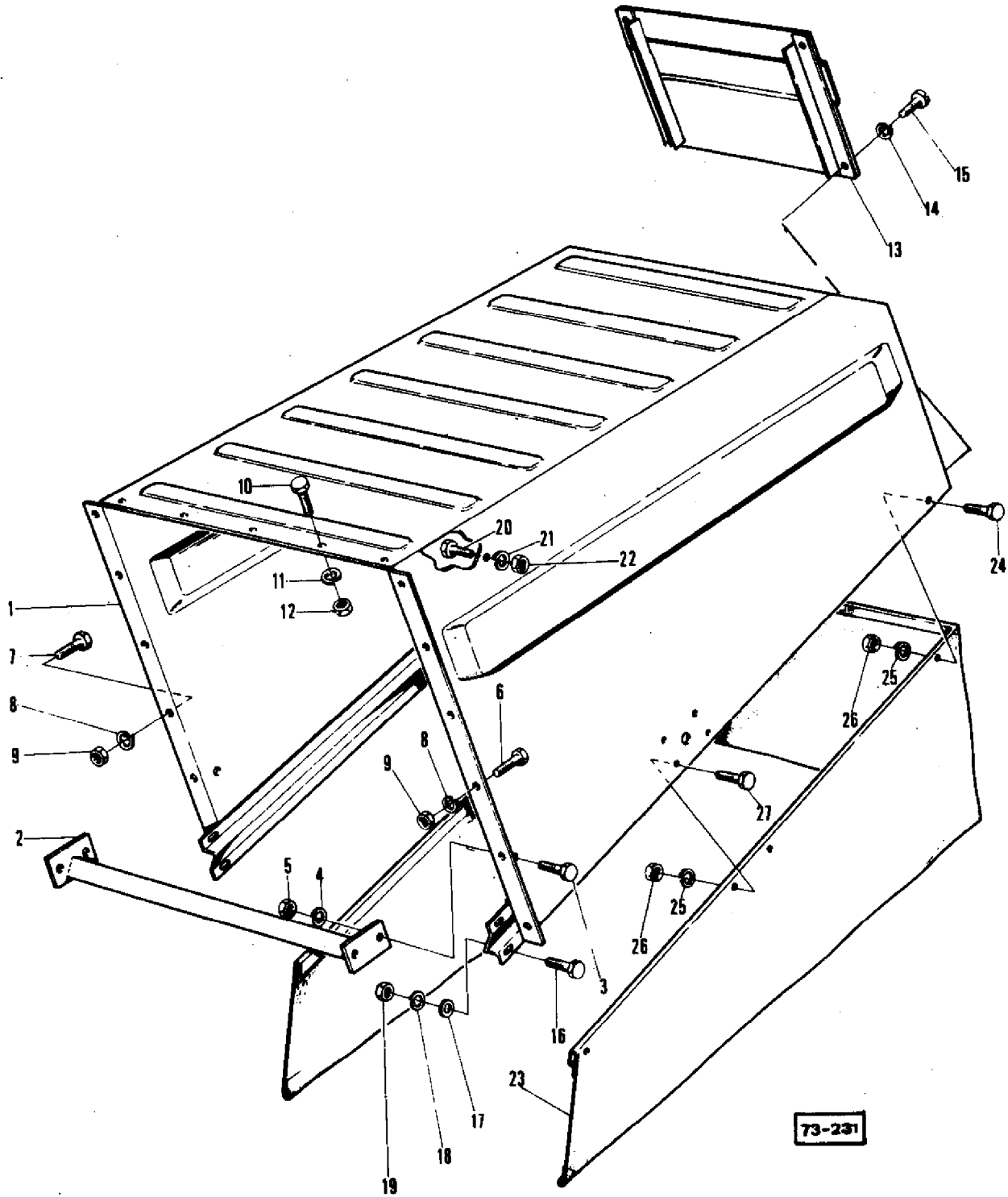
(A)

CHAIN DRIVE

(B)

VARIATOR

ABSCHLUSSHAUBE
HOOD
HOTTE AR.



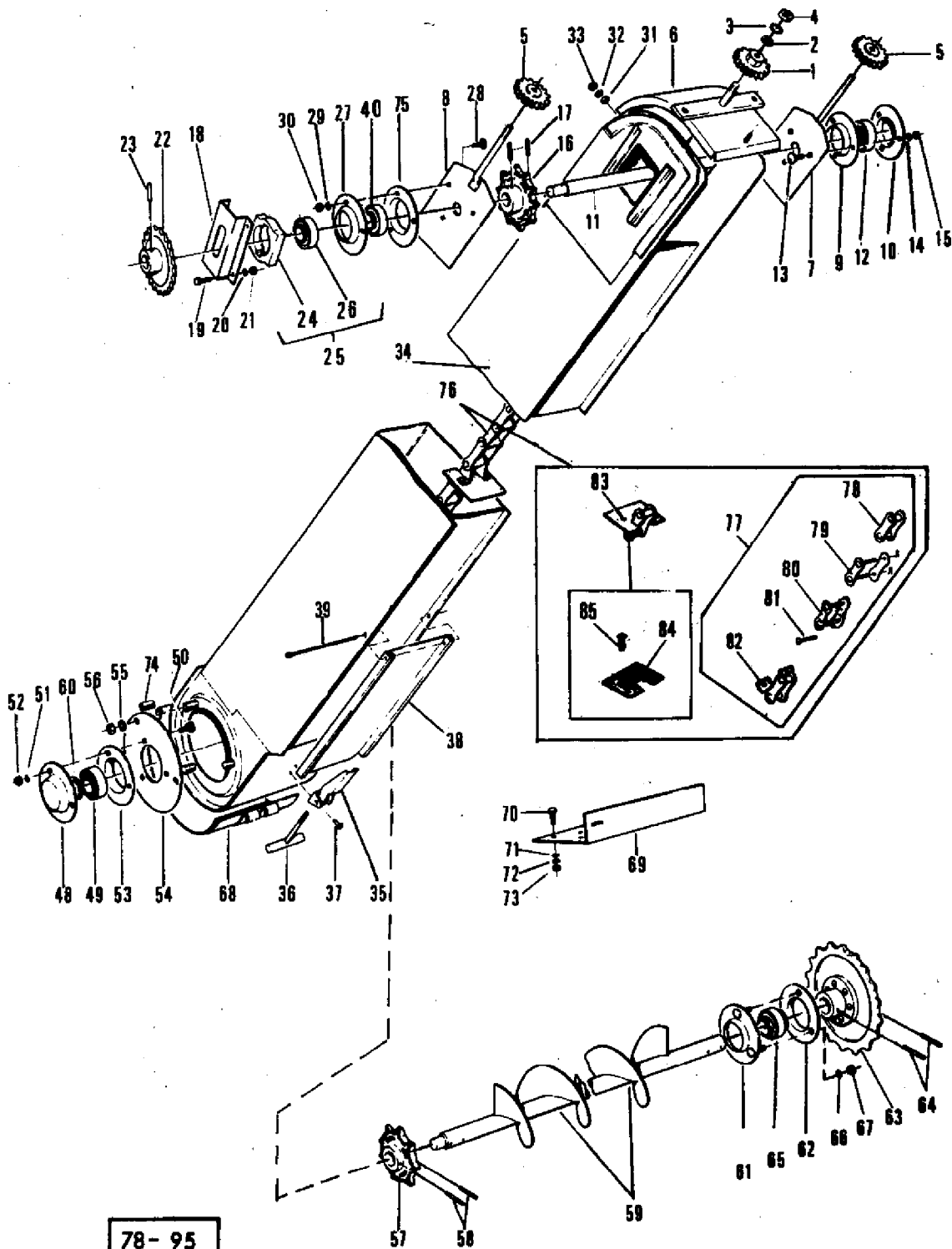
73-231

AGCO Corporation
Parts List Report

Massey Ferguson (Europe)
MF 206 COMBINE
Page 88 - HOOD

Item	Part Number	Qty	Part Description	Comments
1	417508M91	1	Hood	
2	417521M91	2	Transverse	
3	390379X1	4	Bolt Metric	
4	339374X1	4	Lock Washer	
5	339169X1	4	Nut Metric	
6	390379X1	11	Bolt Metric	
7	339123X1	1	Screw Metric	
8	339374X1	12	Lock Washer	
9	339169X1	12	Nut Metric	
10	339124X1	5	Screw Metric	
11	339374X1	5	Lock Washer	
12	339169X1	5	Nut Metric	
13	418481M91	1	Cover	
14	339374X1	4	Lock Washer	
15	339043X1	4	Screw Metric	
16	390379X1	4	Bolt Metric	
17	391166X1	4	Washer Metric	
18	339374X1	4	Lock Washer	
19	339169X1	4	Nut Metric	
20	339282X1	2	Screw Metric	
21	339376X1	2	Lock Washer	
22	339402X1	2	Nut Metric	
23	418484M91	1	Canvas	
24	339666X1	6	Screw Metric	
25	339375X1	10	Lock Washer	
26	339030X1	10	Nut Metric	
27	339804X1	4	Screw Metric	

KORNERELEVATOR
 GRAIN ELEVATOR
 ELEVATEUR A GRAINS



78-95

AGCO Corporation
Parts List Report

Massey Ferguson (Europe)
MF 206 COMBINE
Page 91 - GRAIN ELEVATOR

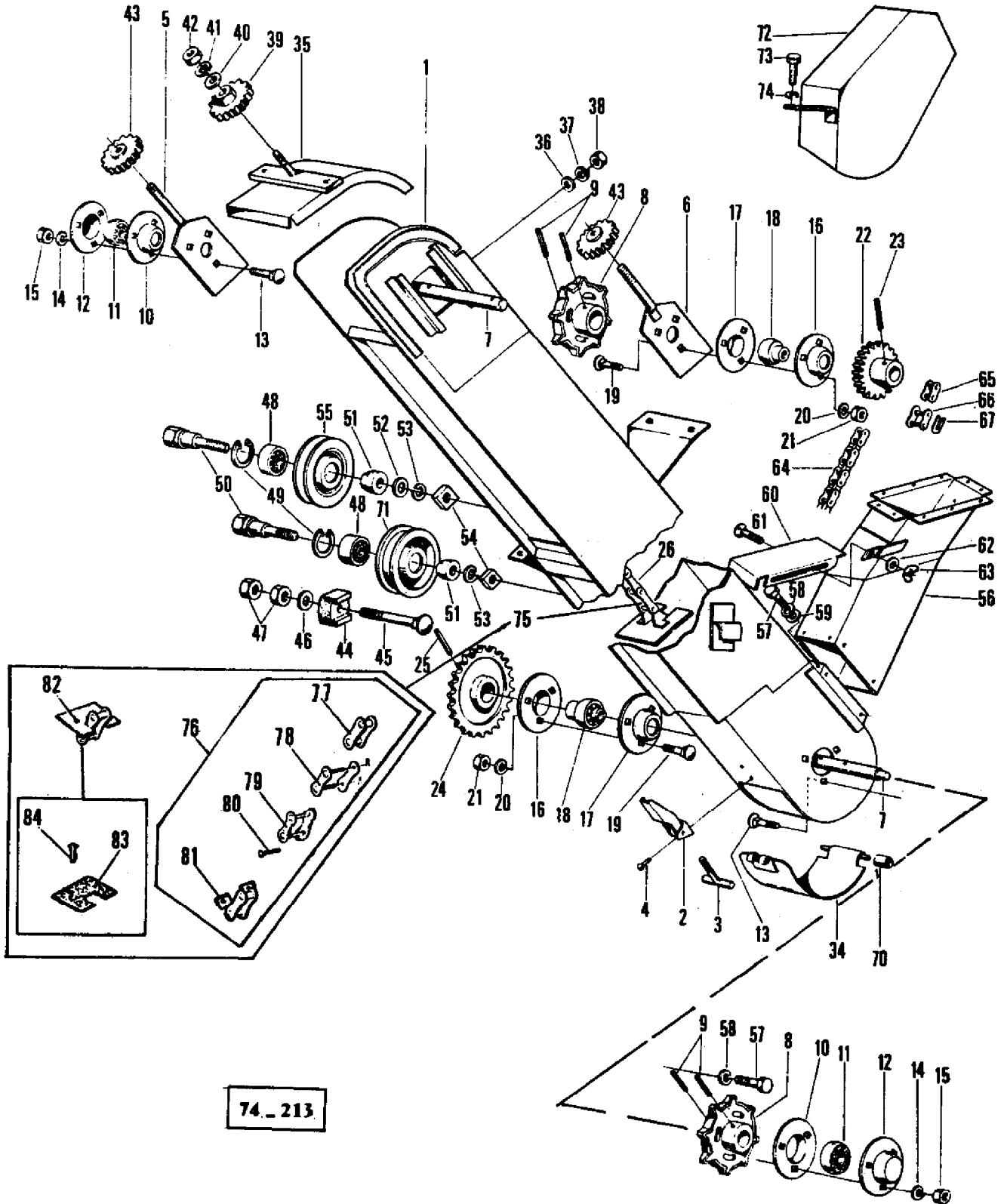
Item	Part Number	Qty	Part Description	Comments
1	417885M1	1	Sprocket	Number of Teeth/Splines: 20
2	339026X1	1	Washer Metric	
3	339369X1	1	Lock Washer	
4	339054X1	1	Nut Metric	
5	417886M1	2	Sprocket	Number of Teeth/Splines: 15
6	417887M91	1	Plate	
7	417892M91	1	Plate	
8	417895M91	1	Plate	
9	417896M1	1	Flange	
10	417897M1	1	Flange	
11	417898M1	1	Shaft	
12	417899M1	1	Bearing	
13	339247X1	3	Bolt	
14	339374X1	3	Lock Washer	
15	339169X1	3	Nut Metric	
16	414308M1	1	Sprocket	Number of Teeth/Splines: 8
17	339052X1	2	Strip	
18	417900M1	1	Support	
19	339123X1	2	Screw Metric	
20	339374X1	2	Lock Washer	
21	339169X1	2	Nut Metric	
22	403508M91	1	Sprocket	Number of Teeth/Splines: 21
23	339783X1	1	Pin	
24	417902M1	1	Bearing	
25	917582M91	1	Bearing Carrier	
26	412243M1	1	Bearing	
27	412245M1	1	Ring	
28	339247X1	3	Bolt	
29	339374X1	3	Lock Washer	
30	339169X1	3	Nut Metric	
31	339056X1	1	Washer Metric	
32	339374X1	1	Lock Washer	
33	339169X1	1	Nut Metric	
34	417905M91		Elevator	
35	417461M91		Fastener	
36	417472M91	1	Knotter Hook	
37	339431X1	2	Rivet	
38	404166M1	1	Door	
39	390596X1	1	Pin	

40	412243M1	1	Bearing	
48	416687M1	1	Flange	
49	416690M1	1	Bearing	
50	339170X1	3	Screw	
51	339374X1	3	Lock Washer	
52	339169X1	3	Nut Metric	
53	416688M1	1	Flange	
54	417913M1	1	Plate	
55	339374X1	3	Lock Washer	
56	339169X1	3	Nut Metric	
57	414462M1	1	Sprocket	Number of Teeth/Splines: 8
58	339052X1	2	Strip	
59	417914M92	1	Auger	
60	1440475X1	1	Circlip	
61	419143M91	1	Flange	
62	412261M1	1	Ring	
63	413411M91	1	Sprocket	Number of Teeth/Splines: 19
64	339052X1	2	Strip	
65	412260M1	1	Bearing Assy	
66	339374X1	3	Lock Washer	
67	339169X1	3	Nut Metric	
68	418220M91	1	Door	
69	417918M1	1	Bearer	
70	390379X1	4	Bolt Metric	
71	339024X1	4	Washer Metric	
72	339374X1	4	Lock Washer	
73	339169X1	4	Nut Metric	
74	320617M1	2	Sleeve	
75	411745M1	1	Ring	
76	405347M91	1	Chain	
77	329013M91	1	Chain	
78	329176M91	33	Link	
79	329797M91	1	Connecting Link	
80	329195M91	66	Cranked Link	
81	329847M91	X	Clevis Pin	
82	329177M91	34	Link	
83	412015M91	34	Link	
84	404184M1	34	Plate	
85	390062X1	68	Rivet	

KORNELEVATOR
Für tank absackmaschinen

GRAIN ELEVATOR
bagger tanker machines

ELEVATEUR A GRAINS
réservoir ensacheur



AGCO Corporation
Parts List Report

Massey Ferguson (Europe)

MF 206 COMBINE

Page 95 - GRAIN ELEVATOR - BAGGER-TANKER MACHINES

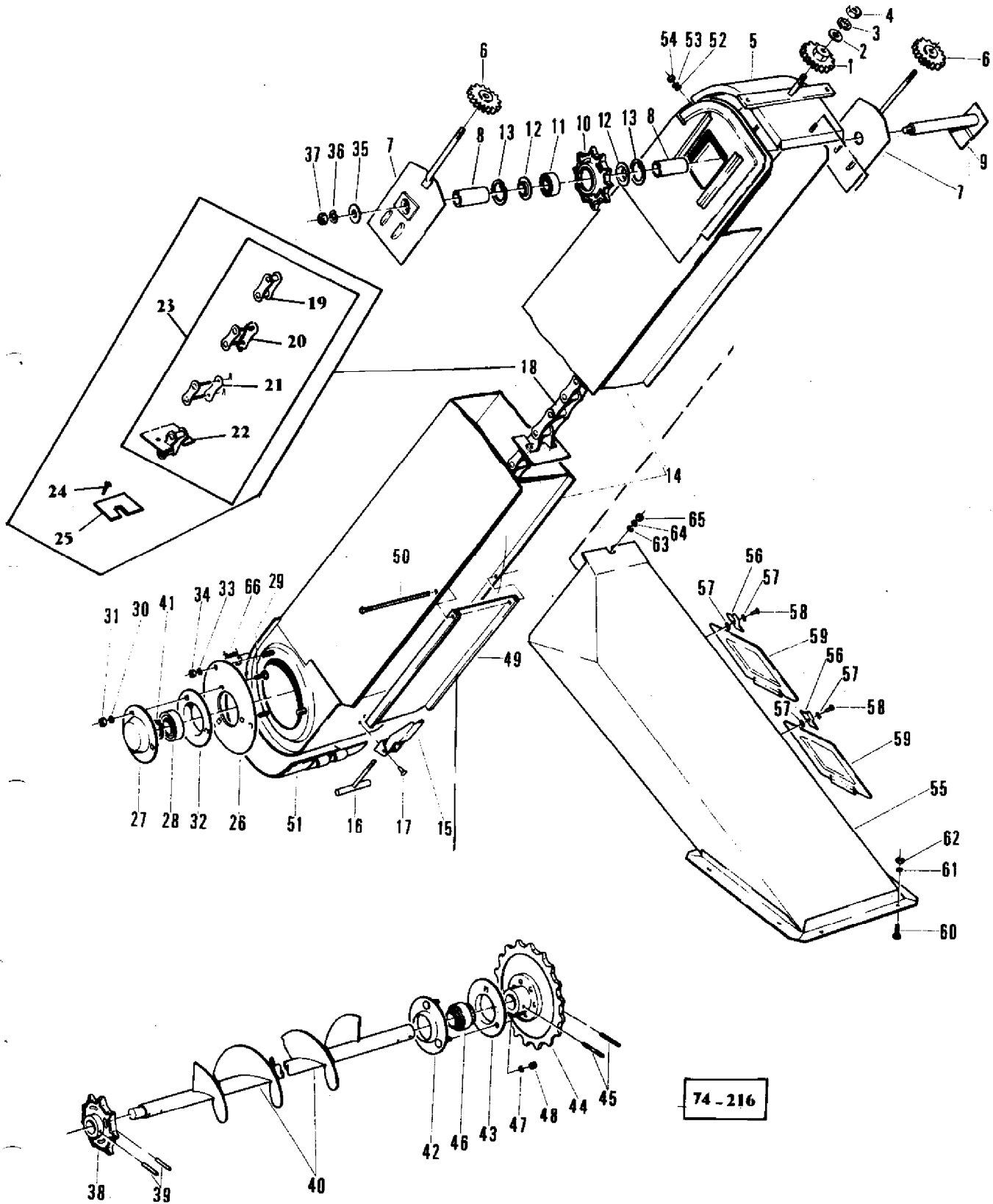
Item	Part Number	Qty	Part Description	Comments
BAGGER-TANKER MACHINES				
1	419361M92	1	Elevator	
2	417461M91	1	Fastener	
3	417472M91	1	Knotter Hook	
4	339431X1	2	Rivet	
5	417892M91	1	Plate	
6	417895M91	1	Plate	
7	419144M1	2	Shaft	
8	414308M1	2	Sprocket	Number of Teeth/Splines: 8
9	339052X1	4	Strip	
10	417896M1	2	Flange	
11	417899M1	2	Bearing	
12	417897M1	2	Flange	
13	339247X1	6	Bolt	
14	339374X1	6	Lock Washer	
15	339169X1	6	Nut Metric	
16	412245M1	2	Ring	
17	411745M1	2	Ring	
18	412243M1	2	Bearing	
19	339247X1	6	Bolt	
20	339374X1	6	Lock Washer	
21	339169X1	6	Nut Metric	
22	403508M91	1	Sprocket	Number of Teeth/Splines: 21
23	339783X1	1	Pin	
24	419376M91	1	Sprocket	Number of Teeth/Splines: 41
25	339052X1	1	Strip	
33	390062X1	40	Rivet	
34	419379M91	1	Door	
35	417887M91	1	Plate	
36	339056X1	1	Washer Metric	
37	339374X1	1	Lock Washer	
38	339169X1	1	Nut Metric	
39	417885M1	1	Sprocket	Number of Teeth/Splines: 15
40	339026X1	1	Washer Metric	
41	339369X1	1	Lock Washer	
42	339054X1	1	Nut Metric	
43	417886M1	2	Sprocket	Number of Teeth/Splines: 15
44	401256M1	1	Tensioner	
45	339158X1	1	Bolt	

46	390652X1	1	Washer Metric
47	339169X1	2	Nut Metric
48	339200X1	2	Bearing Ball
49	339199X1	2	Ring
50	419381M1	2	Bolt
51	1706329M1	2	Bush
52	390346X1	1	Washer Metric
53	339377X1	2	Lock Washer
54	419382M1	2	Nut
55	419383M1	1	Pulley
56	419384M91	1	Channel
57	339560X1	6	Screw Metric
58	339375X1	6	Lock Washer
59	339692X1	2	Washer
60	419392M1	1	Plate
61	339170X1	1	Screw
62	390972X1	1	Washer Metric
63	339106X1	1	Nut Metric
64	418735M91	1	Chain
65	329202M91	32	Link
	339203M91	31	Link
66	329206M91	1	Link
67	329020M1	1	Lock
70	320617M1	2	Sleeve
71	419417M1	1	Pulley
72	419265M91	1	Cowl
73	391074X1	1	Screw Metric
74	1440998X1	1	Washer
75	419377M91	1	Chain
76	419378M91	1	Chain
77	329176M91	21	Link
78	329797M91	1	Connecting Link
79	329195M91	40	Link
80	329847M91	40	Clevis Pin
81	329177M91	20	Link
82	412015M91	20	Link
83	404184M1	20	Plate
84	390062X1	40	Rivet

UBERKEHRELEVATOR

GLEANINGS ELEVATOR

ELEVATEUR A OTONS



74-216

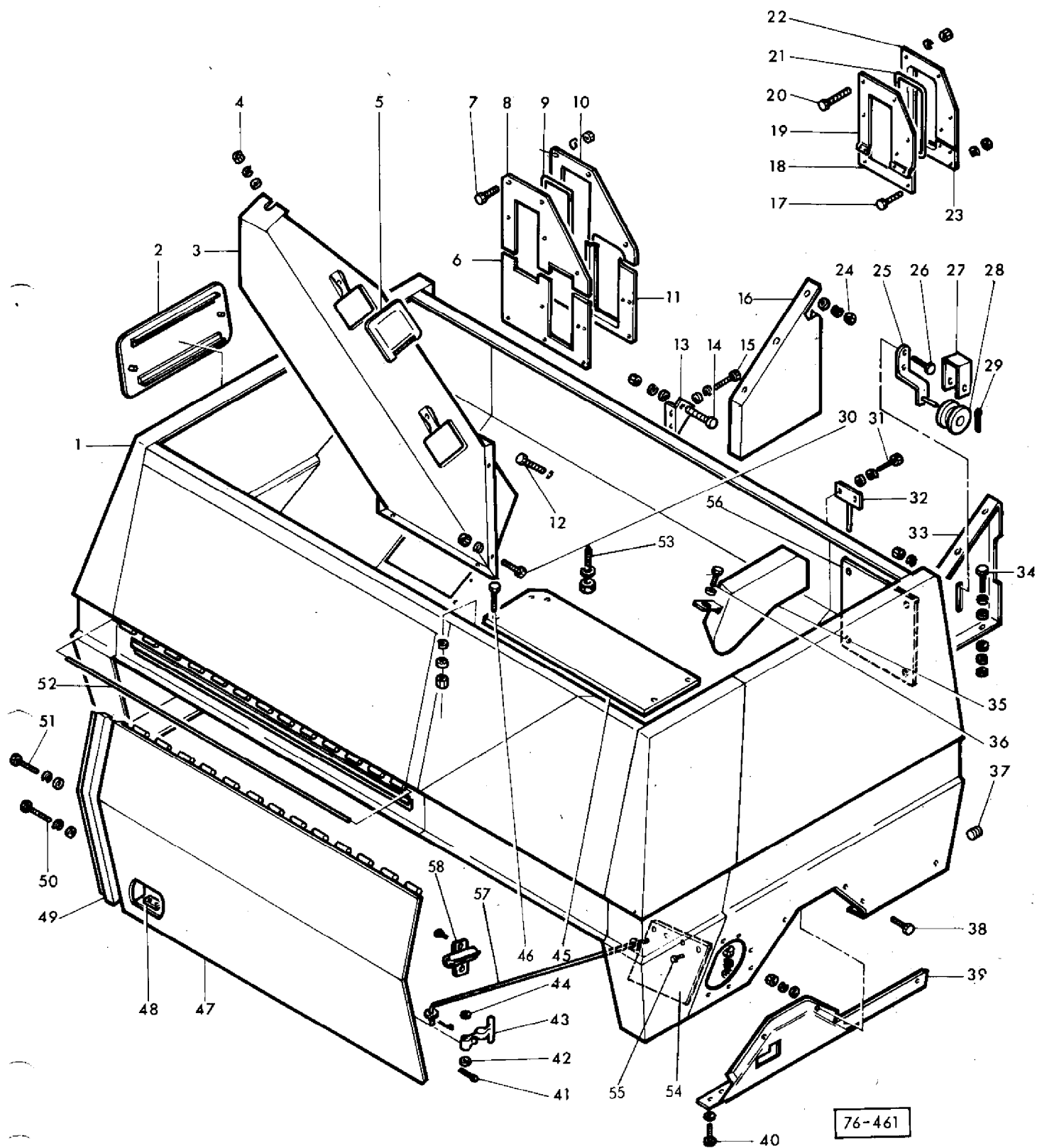
AGCO Corporation
Parts List Report

Massey Ferguson (Europe)
MF 206 COMBINE
Page 99 - GLEANINGS ELEVATOR

Item	Part Number	Qty	Part Description	Comments
1	417885M1	1	Sprocket	Number of Teeth/Splines: 20
2	339026X1	1	Washer Metric	
3	339369X1	1	Lock Washer	
4	339054X1	1	Nut Metric	
5	417887M91	1	Plate	
6	417886M1	2	Sprocket	Number of Teeth/Splines: 15
7	417920M91	2	Plate	
8	417921M1	2	Tube	
9	417922M91	1	Axle	
10	414842M1	1	Sprocket	Number of Teeth/Splines: 8
11	391057X1	1	Bearing Ball	
12	417669M1	2	Cap	
13	391061X1	2	Circlip	
14	417924M92	1	Elevator	
15	417461M91	1	Fastener	
16	417472M91	1	Knotter Hook	
17	339431X1	2	Rivet	
18	417931M91	1	Chain	
19	329176M91	32	Link	
20	329195M91	63	Link	
21	329797M91	1	Connecting Link	
22	329177M91	32	Link	
23	417932M91	1	Chain	
24	1441477X1	64	Rivet	
25	404184M1	32	Plate	
26	417913M1	1	Plate	
27	416687M1	1	Flange	
28	416690M1	1	Bearing	
29	339170X1	3	Screw	
30	339374X1	3	Lock Washer	
31	339169X1	3	Nut Metric	
32	416688M1	1	Flange	
33	339374X1	3	Lock Washer	
34	339169X1	3	Nut Metric	
35	391387X1	1	Washer Metric	
36	339169X1	1	Nut Metric	
37	339054X1	3	Nut Metric	
35	391387X1	1	Washer Metric	
36	339369X1	1	Lock Washer	

37	339054X1	1	Nut Metric	
38	414462M1	1	Sprocket	Number of Teeth/Splines: 8
39	339052X1	2	Strip	
40	417933M91	1	Auger	
41	1440475X1	1	Circlip	
42	419143M91	1	Flange	
43	412261M1	1	Ring	
44	413411M91	1	Sprocket	
45	339052X1	2	Strip	
46	412260M1	1	Bearing Assy	
47	339374X1	3	Lock Washer	
48	339169X1	3	Nut Metric	
49	404166M1	1	Door	
50	390596X1	1	Pin	
51	418220M91	1	Door	
52	339056X1	1	Washer Metric	
53	339374X1	1	Lock Washer	
54	339169X1	1	Nut Metric	
55	418760M91	1	Chute	
56	320719M2	2	Tie	
57	390971X1	4	Washer Metric	
58	391488X1	2	Rivet	
59	321756M1	2	Trap	
60	339124X1	8	Screw Metric	
61	339374X1	8	Lock Washer	
62	339169X1	6	Nut Metric	
63	339024X1	1	Washer Metric	
64	339374X1	1	Lock Washer	
65	339169X1	1	Nut Metric	
66	320617M1	2	Sleeve	

KORHTANK
 GRAIN TANK
 RESERVOIR A GRAINS



AGCO Corporation
Parts List Report

Massey Ferguson (Europe)
MF 206 COMBINE
Page 103 - GRAIN TANK

Item	Part Number	Qty	Part Description	Comments
1	1603909M91	1	Tank	(A)
	1604252M91	1	Tank	(B)
2	905593M92	1	Door	(B, C)
	1628147M91	1	Gate	(A, B)
	918208M1	1	Clevis Pin	(A, B)
3	418760M91	1	Chute	(A, B)
4	339609X1	1	Washer	(A, B)
	339374X1	1	Lock Washer	(A, B)
	339169X1	1	Nut Metric	(A, B)
5	321756M1	2	Trap	(A, B)
6	418780M1	1	Plate	(A, B)
7	339532X1	5	Bolt Metric	(A, B)
	339374X1	5	Lock Washer	(A, B)
	339169X1	5	Nut Metric	(A, B)
8	418781M1	1	Plate	(A, B)
9	418782M1	1	Seal	(A, B)
10	418778M1	1	Plate	(A, B)
11	418779M1	1	Plate	(A, B)
12	339123X1	3	Screw Metric	(A, B)
13	1603214M1	1	Gusset	(A, B)
14	339123X1	2	Screw Metric	(A, B)
	390972X1	4	Washer Metric	(A, B)
	339374X1	2	Lock Washer	(A, B)
	339169X1	2	Nut Metric	(A, B)
15	390379X1	2	Bolt Metric	(A, B)
	339024X1	2	Washer Metric	(A, B)
	339374X1	2	Lock Washer	(A, B)
16	418769M1	1	Bearer	(A, B)
				Right Hand
17	339124X1	4	Screw Metric	(B)
	339374X1	4	Lock Washer	(B)
	339169X1	4	Nut Metric	(B)
18	419270M1	1	Plate	(B)
19	419269M1	1	Plate	(B)
	339560X1	6	Screw Metric	(B)
	339375X1	6	Lock Washer	(B)
	339030X1	6	Nut Metric	(B)
21	418782M1	1	Seal	(B)
22	419271M1	1	Plate	(B)

23	419272M1	1	Plate	(B)
24	391166X1	6	Washer Metric	(A, B)
	339374X1	6	Lock Washer	(A, B)
25	418928M91	1	Bracket	(A, B)
	339169X1	6	Nut Metric	(A, B)
26	339560X1	2	Screw Metric	(A, B)
	339375X1	2	Lock Washer	(A, B)
	339030X1	2	Nut Metric	(A, B)
27	401643M1	1	Guide	(A, B)
28	401642M1	1	Roller	(A, B)
29	390445X1	1	Pin	(A, B)
30	339124X1	11	Screw Metric	(A, B)
	339374X1	11	Lock Washer	(A, B)
	339169X1	6	Nut Metric	(A, B)
	339024X1	5	Washer Metric	(A, B)
31	339123X1	2	Screw Metric	(A, B)
	339024X1	2	Washer Metric	(A, B)
	339374X1	2	Lock Washer	(A, B)
32	418752M91	1	Catch	(A, B)
33	418925M91	1	Bearer	(A, B)
34	390379X1	3	Bolt Metric	(A, B)
	391166X1	6	Washer Metric	(A, B)
	339374X1	6	Lock Washer	(A, B)
	339169X1	6	Nut Metric	(A, B)
35	419265M91	1	Cowl	(B)
36	391074X1	1	Screw Metric	(B)
	1440998X1	1	Washer	(B)
37	793115M1	1	Plug	(A, B)
38	339247X1	5	Bolt	(A, B)
	339697X1	5	Washer	(A, B)
	339374X1	5	Lock Washer	(A, B)
	339169X1	5	Nut Metric	(A, B)
39	905543M91	1	Door	(A, B)
40	339560X1	1	Screw Metric	(A, B)
	390971X1	2	Washer Metric	(A, B)
	339375X1	1	Lock Washer	(A, B)
	339030X1	1	Nut Metric	(A, B)
41	390147X1	1	Pin	(A, B)
42	390146X1	1	Washer Metric	(A, B)
43	403657M1	1	Fastener	(A, B)
44	403660M1	1	Pin	(A, B)
45	418737M1	1	Plate	(A)
46	391074X1	6	Screw Metric	(A)
	1440998X1	6	Washer	(A)
	339030X1	6	Nut Metric	(A)
47	1603962M91	1	Bonnet	(A, B)

48	916491M1	1	Bearer	(A, B)
49	916018M1	1	Plate	(A, B)
50	339124X1	5	Screw Metric	(A, B)
	339024X1	5	Washer Metric	(A, B)
	339374X1	5	Lock Washer	(A, B)
51	339228X1	2	Screw Metric	(A, B)
	339124X1	1	Screw Metric	(A, B)
	339024X1	3	Washer Metric	(A, B)
	339374X1	3	Lock Washer	(A, B)
52	1603563M1	1	Pin	(A, B)
53	391005X1	2	Stud	(A, B)
	391158X1	2	Washer Metric	(A, B)
	339376X1	2	Lock Washer	(A, B)
	339402X1	2	Nut Metric	(A, B)
54	1604572M1	1	Gasket	(A, B)
55	338828X1	4	Rivet	(A, B)
	339362X1	4	Washer	(A)
56	1604639M1	1	Plate	(A)
57	916454M91	1	Stem	(A, B)
	390446X1	1	Pin	(A, B)
58	619513M1	1	Pliers	(A, B)
	338604X1	2	Rivet	(A, B)

(A)

(B)

(C)

Up to Serial or Engine Number W 17.129.01

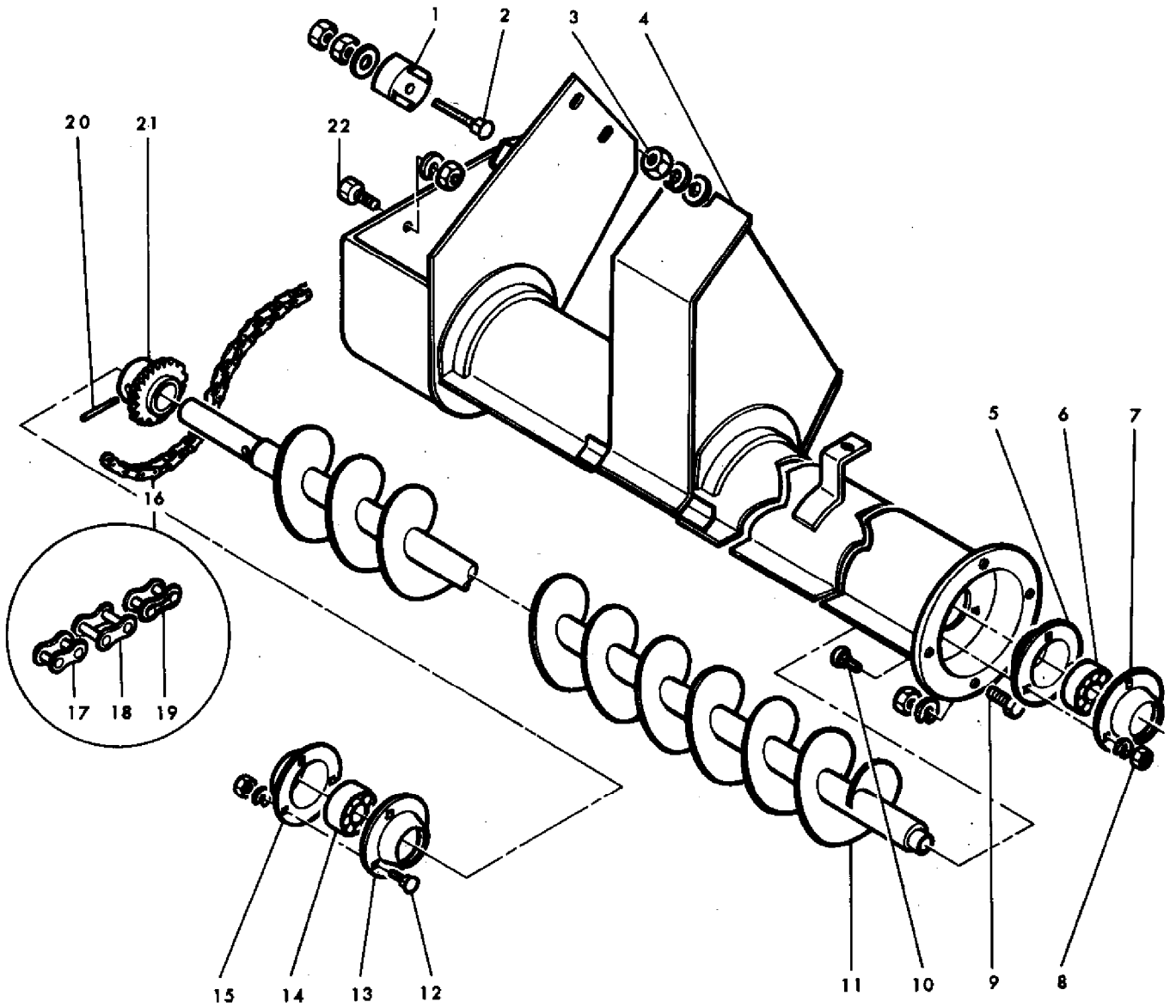
(D)

From Serial or Engine Number W 17.129.01

VERTEILERSCHNECKE

AUGER DIVIDER

VIS DE REPARTITION



74-229

AGCO Corporation
Parts List Report

Massey Ferguson (Europe)
MF 206 COMBINE
Page 107 - AUGER DIVIDER

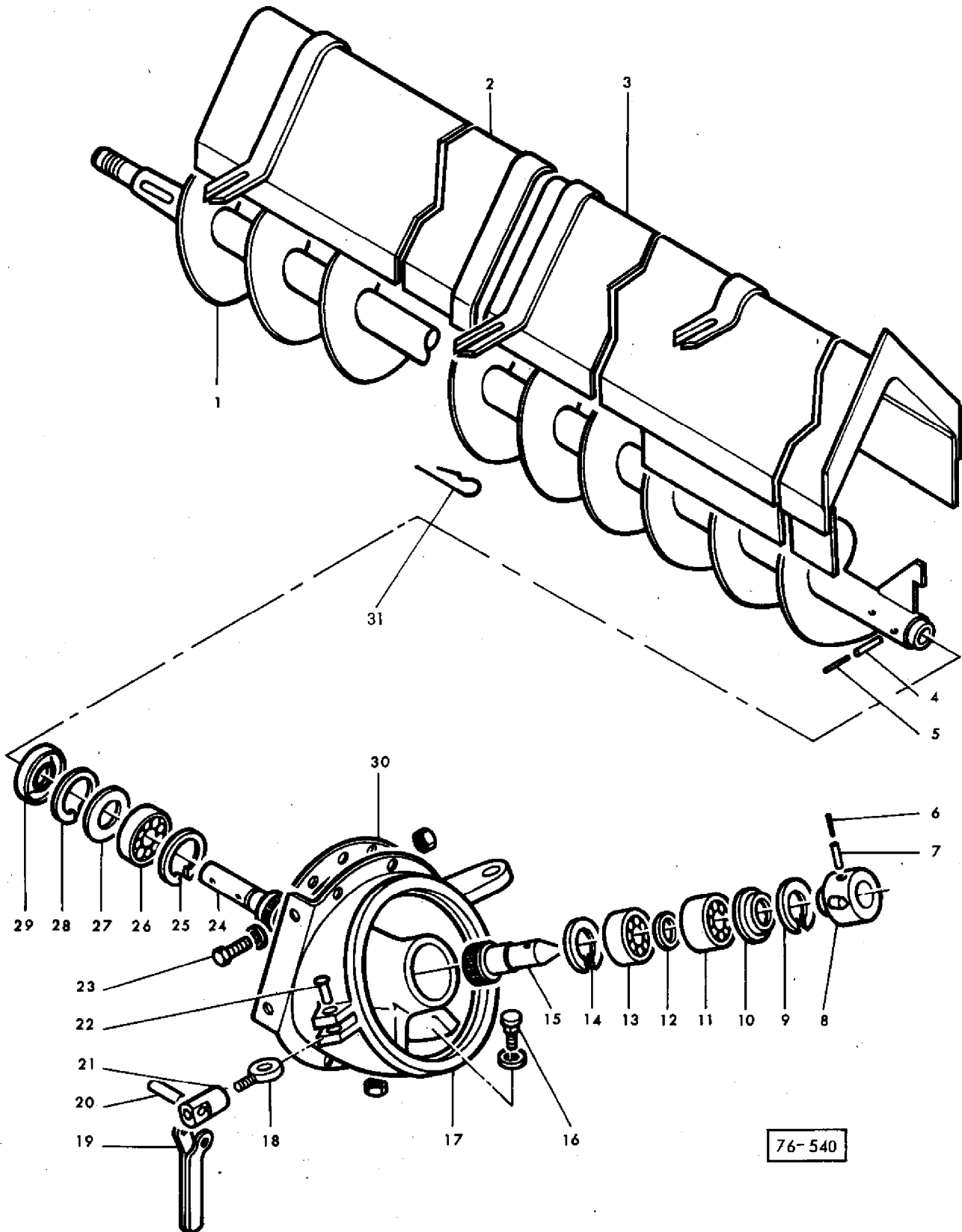
Item	Part Number	Qty	Part Description	Comments
1	401256M1	1	Tensioner	(A, B)
2	390653X1	1	Bolt Metric	(A, B)
	390652X1	1	Washer Metric	(A, B)
	339169X1	1	Nut Metric	(A, B)
3	339169X1	1	Nut Metric	(A, B)
	339374X1	1	Lock Washer	(A, B)
	339024X1	1	Washer Metric	(A, B)
4	418713M91	1	Channel	(A)
	419258M91	1	Channel	(B)
5	416688M1	1	Flange	(A)
	412245M1	1	Ring	(B)
6	416690M1	1	Bearing	(A)
	412243M1	1	Bearing	(B)
7	416687M1	1	Flange	(A)
	411745M1	1	Ring	(B)
8	339169X1	3	Nut Metric	(A, B)
	339374X1	3	Lock Washer	(A, B)
9	390379X1	4	Bolt Metric	(A, B)
	339374X1	4	Lock Washer	(A, B)
	339169X1	4	Nut Metric	(A, B)
10	339170X1	3	Screw	(A, B)
11	418731M91	1	Auger	(A)
	419273M91	1	Auger	(B)
12	339170X1	3	Screw	(A, B)
	339374X1	3	Lock Washer	(A, B)
	339169X1	3	Nut Metric	(A, B)
13	416688M1	1	Flange	(A, B)
14	353152X1	1	Bearing	(A, B)
15	418736X1	1	Flange	(A, B)
16	418735M91	1	Chain	(A, B)
17	329202M91	32	Link	(A, B)
18	329203M91	31	Link	(A, B)
19	329206M91	1	Link	(A, B)
20	339763X1	1	Washer	(A, B)
21	403508M91	1	Sprocket	Number of Teeth/Splines: 21 (A, B)
22	390379X1	4	Bolt Metric	(A, B)
	339374X1	4	Lock Washer	(A, B)
	339169X1	4	Nut Metric	(A, B)

(A)

(B)

BAGGER TANKER MACHINES

UNTERE SCHNECKE
AUGER LOWER
VIS DE DECHARGE

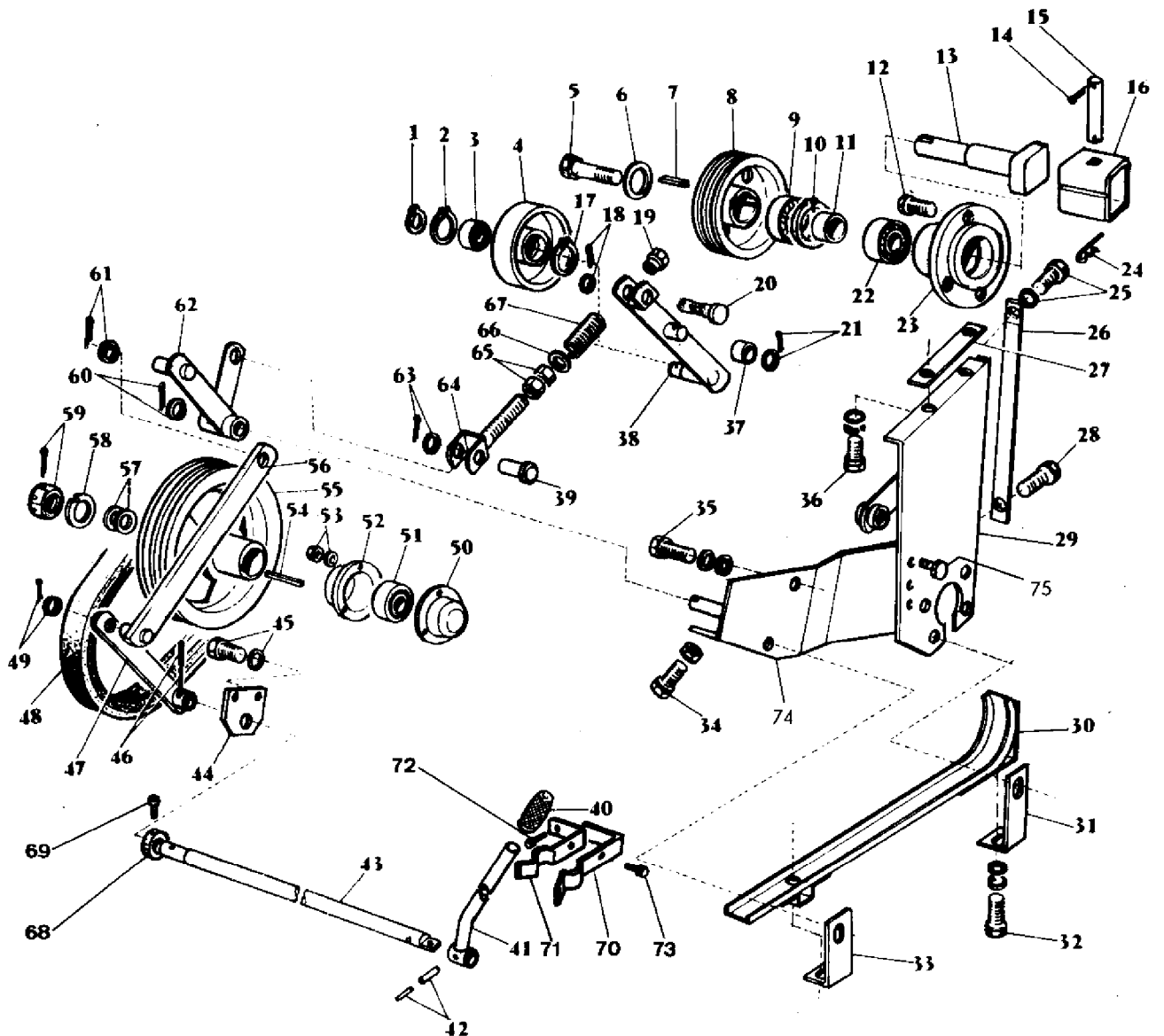


AGCO Corporation
Parts List Report

Massey Ferguson (Europe)
MF 206 COMBINE
Page 108 - AUGER LOWER

Item	Part Number	Qty	Part Description	Comments
1	916365M91	1	Shaft	
2	418749M91	1	Plate	
3	609917M91	1	Plate	
4	1440999X1	2	Pin	8 X 36
5	391018X1	2	Pin	5 X 36
6	339304X1	1	Pin	5 X 40
7	339055X1	1	Pin	8 X 40
8	418743M91	1	Ring	
9	1440479X1	1	Circlip	
10	402896M1	1	Ring	
11	339583X1	1	Bearing Assy	
12	391353X1	1	Washer Metric	
13	339583X1	1	Bearing Assy	
14	390386X1	1	Circlip	
15	1722079M1	1	Gear	
16	390379X1	3	Bolt Metric	
	391166X1	3	Washer Metric	
	339374X1	3	Lock Washer	
	339169X1	3	Nut Metric	
17	418744M1	1	Housing	
18	339538X1	1	Bolt Metric	
19	324579M91	1	Handle	
20	391018X1	1	Pin	5 X 36
	1440999X1	1	Pin	8 X 36
21	324581M1	1	Bush	
22	390704X1	1	Rivet	
23	339337X1	7	Screw Metric	
	339374X1	7	Lock Washer	
	339169X1	7	Nut Metric	
24	916375M1	1	Pinion	
25	390386X1	1	Circlip	
26	339583X1	1	Bearing Assy	
27	390850X1	1	Washer Metric	
28	1440479X1	1	Circlip	
29	412982M1	1	Cap	
30	418787M1	X	Quadrant	
31	324610M1	6	Pin	

KORNTANKENTLEERUNGS ANTRIEB
 DRIVING SHAFT FOR TANK UNLOADING
 COMMANDE DE DECHARGEUR



76-137

AGCO Corporation
Parts List Report

Massey Ferguson (Europe)

MF 206 COMBINE

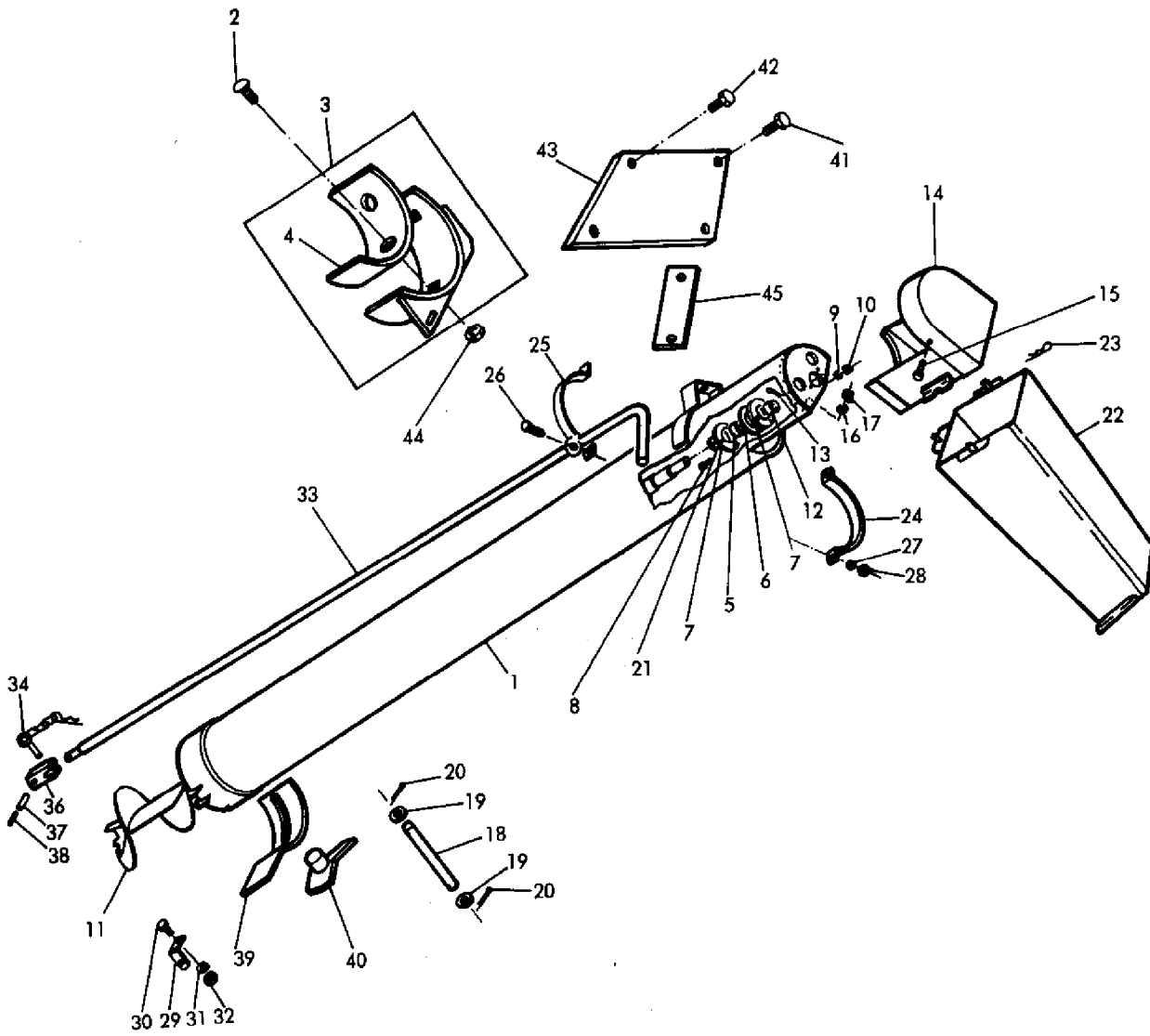
Page 111 - DRIVING SHAFT FOR TANK UNLOADING

Item	Part Number	Qty	Part Description	Comments
1	1440476X1	1	Circlip	
2	339126X1	1	Circlip	
3	339251X1	1	Bearing Ball	
4	417288M1	1	Pulley	
5	390580X1	1	Screw Metric	
6	339768X1	1	Washer Metric	
7	339841X1	1	Key Door	
8	1603458M2	1	Pulley	
9	339583X1	1	Bearing Assy	
10	1440479X1	1	Circlip	
11	916422M1	1	Spacer	
12	339299X1	3	Screw Metric	
	391375X1	1	Screw Metric	
	390735X1	1	Washer Metric	
	339369X1	4	Lock Washer	
	339054X1	4	Nut Metric	
13	916289M3	1	Shaft	
14	354078X1	1	Pin	
15	249675M2	1	Shaft	
16	249683M91	1	Sleeve	
17	339126X1	1	Circlip	
18	390975X1	1	Washer Metric	
	339133X1	1	Pin	
19	1440329X1	1	Locknut	
20	916313M1	1	Pin	
21	390375X1	1	Washer	
	339133X1	1	Pin	
22	339583X1	1	Bearing Assy	
23	916290M1	1	Hub	
24	400060M2	1	Pin	
25	339123X1	1	Screw Metric	
	339374X1	1	Lock Washer	
26	418197M1	1	Bracket	
27	910403M1	4	Shim	04"
	910404M1	4	Shim	024"
28	339123X1	1	Screw Metric	
	339024X1	1	Washer Metric	
	339374X1	1	Lock Washer	
	339169X1	1	Nut Metric	

29	1628582M91	1	Bearer
30	1603462M91	1	Guard
31	1603466M1	1	Bracket
32	339124X1	2	Screw Metric
	339374X1	2	Lock Washer
	390972X1	2	Washer Metric
33	1603467M1	1	Bracket
34	339761X1	1	Screw Metric
	1442029X1	1	Nut Metric
35	339123X1	2	Screw Metric
	339609X1	2	Washer
	339374X1	2	Lock Washer
36	339081X1	2	Screw Metric
	391381X1	2	Washer Metric
	339376X1	2	Lock Washer
37	916314M1	1	Bush
38	1603459M92	1	Bearer
39	391169X1	1	Pin
40	402910M1	1	Handle
41	1603041M91	1	Lever
42	339071X1	1	Pin
	1440911X1	1	Pin
43	418181M1	1	Shaft
44	916306M1	1	Strap
45	339123X1	2	Screw Metric
	339374X1	2	Lock Washer
46	339071X1	1	Pin
	1440911X1	1	Pin
47	916307M91	1	Lever
48	1604055M1	1	Belt
49	390973X1	1	Washer Metric
	391405X1	1	Pin
50	832524M1	1	Flange
51	415331M1	1	Bearing
52	831834M1	1	Flange
53	339169X1	3	Nut Metric
	339374X1	3	Lock Washer
54	339441X1	1	Key Parallel
55	1603457M1	1	Arm
56	916303M91	1	Conrod
57	391591X1	X	Washer
	1440301X1	X	Washer Metric
58	339378X1	1	Lock Washer
59	339480X1	1	Nut
	391423X1	1	Pin
60	390973X1	1	Washer Metric

	391405X1	1	Pin
61	390973X1	1	Washer Metric
	391405X1	1	Pin
62	916295M91	1	Rod
63	1440282X1	1	Washer Metric
	391405X1	1	Pin
64	916292M1	1	Yoke
65	339433X1	2	Nut Metric
66	390734X1	1	Washer Metric
67	408508M1	1	Spring
68	1440916X1	1	Collar
69	1440914X1	1	Screw Metric
70	418755M1	1	Spring
71	418756M1	1	Spring
72	339560X1	2	Screw Metric
	339375X1	2	Lock Washer
	339030X1	2	Nut Metric
73	391074X1	1	Screw Metric
	339375X1	1	Lock Washer
	339030X1	1	Nut Metric
74	1628583M91	1	Bearer
75	339451X1	3	Screw Metric
	390734X1	6	Washer Metric
	339376X1	3	Lock Washer
	339402X1	3	Nut Metric

AUSLAUFROHR
UNLOADER PIPE
DECHARGEUR A GRAIN



AGCO Corporation
Parts List Report

Massey Ferguson (Europe)
MF 206 COMBINE
Page 112 - UNLOADER PIPE

Item	Part Number	Qty	Part Description	Comments
1	1604210M91	1	Spout	
2	390653X1	1	Bolt Metric	
3	905596M91	1	Bearer	
4	905599M1	1	Shock Absorber	
5	415955M1	1	Bearing	
6	323591M1	1	Spacer	
7	323592M1	2	Flange	
8	339666X1	3	Screw Metric	
9	339375X1	3	Lock Washer	
10	339030X1	3	Nut Metric	
11	418027M91	1	Auger	
12	1604873M1	1	Bush	
13	391406X1	1	Pin	
14	418033M91	1	Channel	
15	339081X1	3	Screw Metric	
16	339376X1	3	Lock Washer	
17	339402X1	3	Nut Metric	
18	1440878X1	1	Pin	
19	339763X1	3	Washer	
20	339076X1	2	Pin	
21	418043M1	1	Washer	
22	418037M91	1	Guard	
	1721656M91	1	Spout	
23	410366M1	3	Pin	
24	405488M1	1	Clip	
25	405487M91	1	Clip	
26	339761X1	2	Screw Metric	
27	339374X1	2	Lock Washer	
28	339169X1	2	Nut Metric	
29	418013M1	1	Angle	
30	339560X1	2	Screw Metric	
31	339375X1	2	Lock Washer	
32	339030X1	2	Nut Metric	
33	418784M91	1	Stem	
34	418015M91	1	Clevis Pin	INCL. REF. 35
36	418016M1	1	Joint	
37	339080X1	1	Roll Pin	
38	391362X1	1	Pin	
39	905612M1	1	Strap	

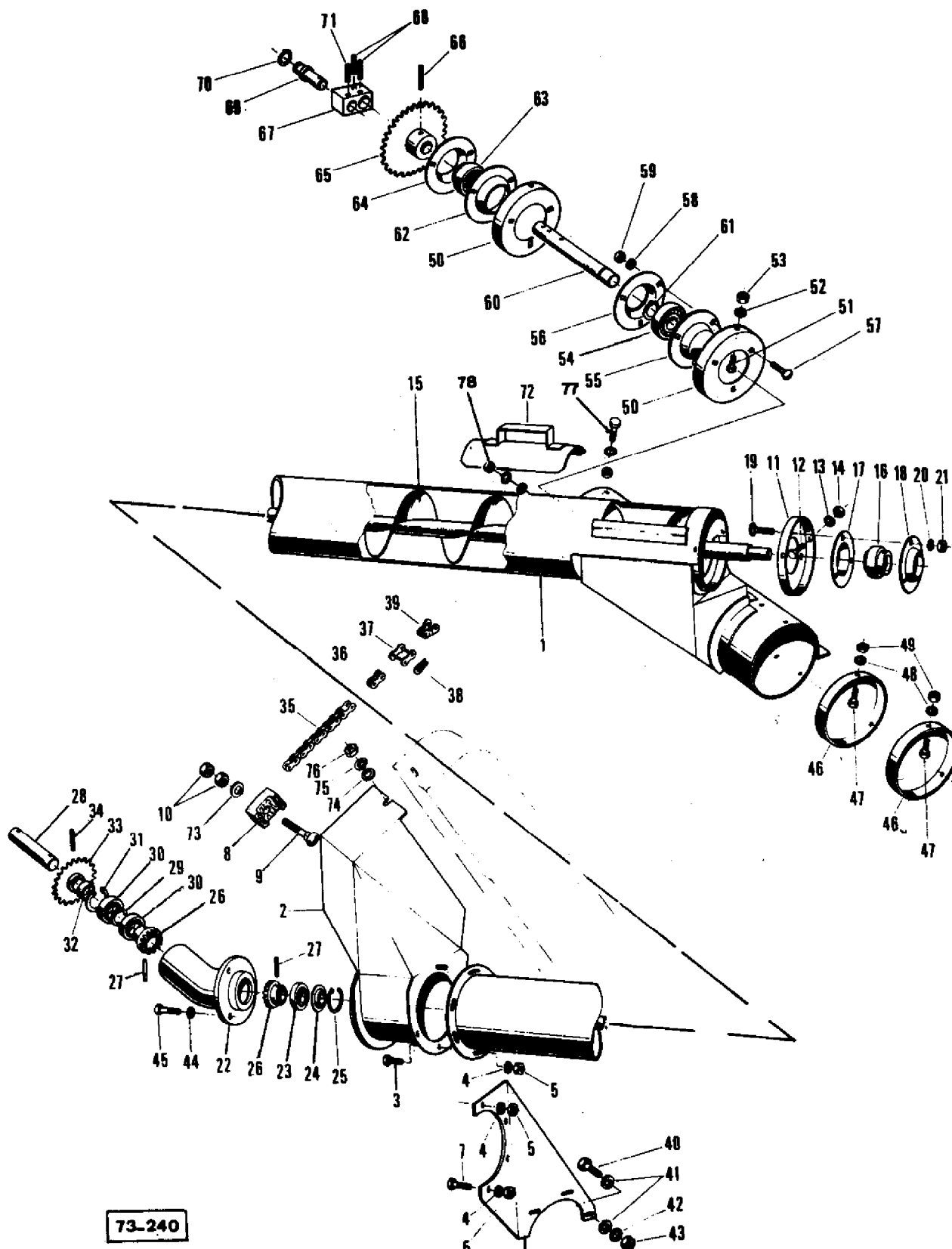
40	905613M91	1	Lever
41	339337X1	2	Screw Metric
	390972X1	2	Washer Metric
	339374X1	2	Lock Washer
	339169X1	2	Nut Metric
42	339814X1	2	Screw Metric
	339025X1	4	Washer Metric
	339376X1	2	Lock Washer
	339402X1	2	Nut Metric
43	905600M1	1	Strap
44	1441461X1	1	Nut Metric
45	418296M1	3	Shim

(X)
AS REQUIRED

FORDERCHNECKE MIT ROHR
Für tank absackmaschinen

CROSS AUGER WITH TUBE
Bagger tanker machines

VIS SANS FIN AVEC TUBE
réservoir ensacheur



73-240

AGCO Corporation
Parts List Report

Massey Ferguson (Europe)

MF 206 COMBINE

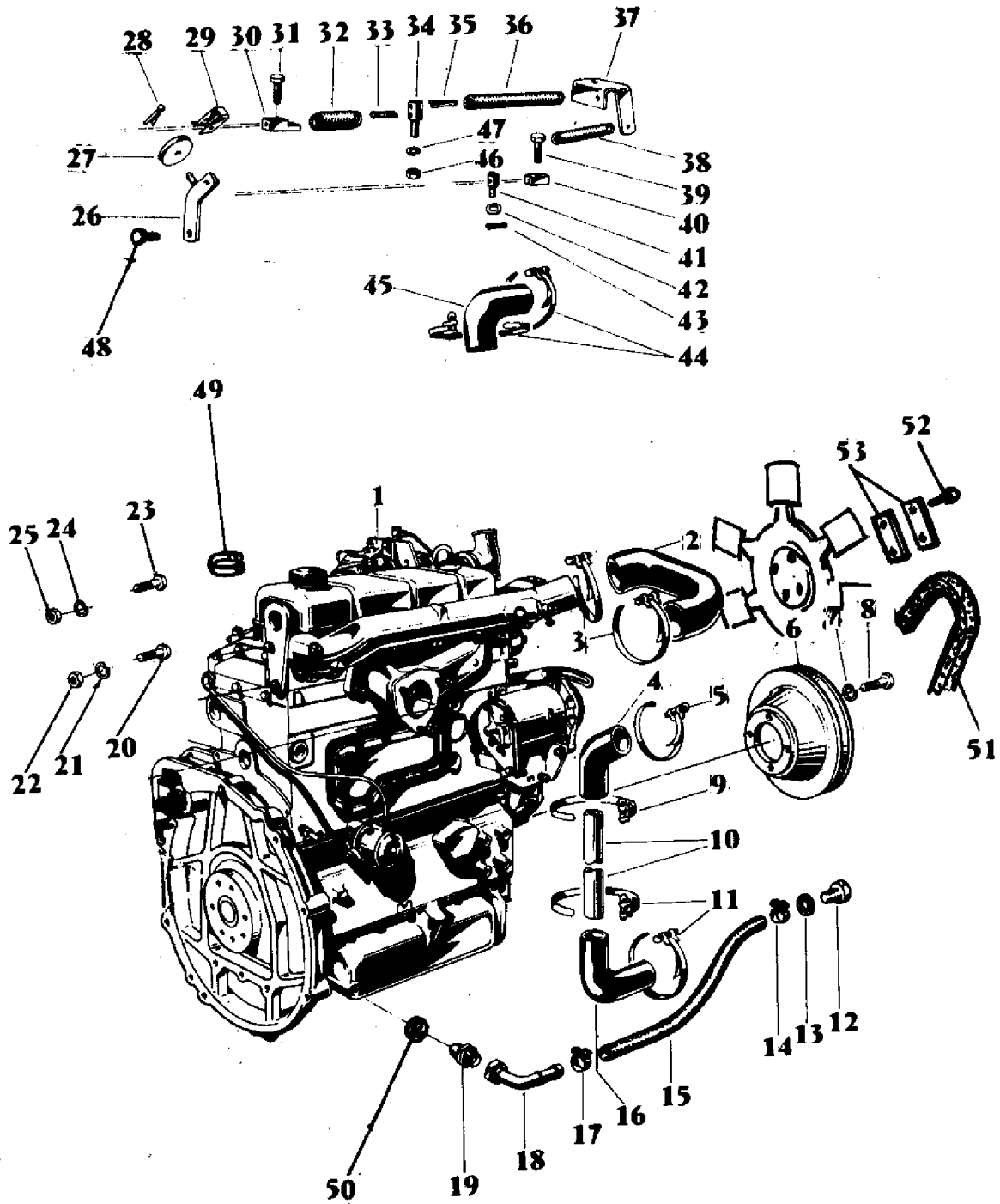
Page 115 - CROSS AUGER WITH TUBE BAGGER-TANKER MACHINES

Item	Part Number	Qty	Part Description	Comments
1	419217M91	1	Tube	
2	419232M91	1	Housing	
3	391074X1	1	Screw Metric	
4	339375X1	5	Lock Washer	
5	339030X1	5	Nut Metric	
6	419240M1	1	Bracket	
7	339560X1	2	Screw Metric	
8	401256M1	1	Tensioner	
9	339158X1	1	Bolt	
10	339169X1	2	Nut Metric	
11	413175M1	1	Cover	
12	339230X1	3	Screw Metric	
13	339375X1	3	Lock Washer	
14	339030X1	3	Nut Metric	
15	419241M91	1	Auger	
16	412243M1	1	Bearing	
17	411745M1	1	Ring	
18	412245M1	1	Ring	
19	339245X1	3	Bolt	
20	339374X1	3	Lock Washer	
21	339169X1	3	Nut Metric	
22	419244M1	1	Housing	
23	339599X1	1	Bearing Ball	
24	419245M1	1	Ring	
25	339199X1	1	Ring	
26	419246M1	2	Gear	Number of Teeth/Splines: 10
27	339783X1	2	Pin	
28	419247M1	1	Shaft	
29	1441336X1	1	Washer	
30	391107X1	2	Bearing Assy	
31	339199X1	1	Ring	
32	419248M1	1	Bush	
33	403508M91	1	Sprocket	Number of Teeth/Splines: 21
34	339135X1	1	Pin	
35	419249M91	1	Chain	
36	329202M91	41	Link	
	329203M91	40	Link	
37	329206M91	1	Link	
38	329020M1	1	Clip	

39	329210M91	1	Cranked Link
40	339124X1	3	Screw Metric
31	339817X1	6	Washer Metric
42	339374X1	3	Lock Washer
43	339169X1	3	Nut Metric
44	339374X1	3	Lock Washer
45	339123X1	3	Screw Metric
46	419250M1	2	Cover
47	339230X1	6	Screw Metric
48	339375X1	6	Lock Washer
49	339030X1	6	Nut Metric
50	413175M1	6	Cover
51	339230X1	5	Screw Metric
52	339375X1	5	Lock Washer
53	339030X1	5	Nut Metric
54	416690M1	1	Bearing
55	416687M1	1	Flange
56	411741M1	3	Flange
57	339247X1	6	Bolt
58	339374X1	6	Lock Washer
59	339169X1	6	Nut Metric
60	419358M1	1	Shaft
61	1440475X1	1	Circlip
62	411745M1	1	Ring
63	412243M1	1	Bearing
64	412245M1	1	Ring
65	419359M91	1	Sprocket
66	339052X1	1	Strip
67	419395M1	1	Lever
68	339071X1	2	Pin
69	419396M1	1	Pin
70	391062X1	1	Segment
71	339071X1	1	Pin
72	419251M91	1	Cover
73	390652X1	1	Washer Metric
74	391166X1	1	Washer Metric
75	339374X1	1	Lock Washer
76	339169X1	1	Nut Metric
77	339560X1	1	Screw Metric
	339375X1	1	Lock Washer
	339030X1	1	Nut Metric
78	339375X1	1	Lock Washer
	339692X1	1	Washer
	339030X1	1	Nut Metric

Number of Teeth/Splines: 41

MOTOR
ENGINE
MOTEUR



78-97

AGCO Corporation
Parts List Report

Massey Ferguson (Europe)
MF 206 COMBINE
Page 119 - ENGINE

Item	Part Number	Qty	Part Description	Comments
1	1603954M91	1	Engine	A4 236 (A)
	1604486M91	1	Engine	A4236 (B)
2	1604268M1	1	Connector	
	414139M1	1	Elbow	(C)
3	338618X1	1	Hose Clip	
	338617X1	6	Hose Clip	
4	414135M1	1	Elbow	
5	368617X1	1	Clamp	
6	418897M1	1	Pulley	
7	353434X1	4	Lock Washer	
8	354261X1	4	Bolt Unc	
9	368617X1	1	Clamp	
10	414133M1	1	Tube	
11	368617X1	2	Clamp	
12	390820X1	1	Plug	
13	390839X1	1	Washer	
14	391087X1	1	Clip	
15	418886M1	1	Hose	(C)
	1604292M1	1	Tube	
16	414136M1	1	Elbow	
17	391087X1	1	Clip	
18	414531M1	1	Elbow	(C)
	1604290M91	1	Tube	
19	414108M2	1	Plug	(C)
	358762M91	1	Plug	
20	22428X1	2	Bolt	
21	339374X1	2	Lock Washer	
22	339169X1	2	Nut Metric	
23	339009X1	3	Bolt Metric	
24	339374X1	3	Lock Washer	
25	339169X1	3	Nut Metric	
26	412194M91	1	Bracket	
27	401642M1	1	Roller	
28	390445X1	1	Pin	
29	401643M1	1	Guide	
30	403573M1	1	Clip	
31	390990X1	1	Screw Metric	

32	403568M1	1	Spring
33	339076X1	1	Pin
34	403571M1	1	Trunnion
35	339076X1	1	Pin
36	403569M1	1	Spring
37	414101M1	1	Bracket
38	731588M1	1	Spring
39	390990X1	1	Screw Metric
40	413007M1	1	Pliers
41	412325M1	1	Pin
42	390469X1	1	Washer Metric
43	339851X1	1	Pin
44	338617X1	2	Hose Clip
45	414134M1	1	Elbow
46	339030X1	1	Nut Metric
47	339375X1	1	Lock Washer
48	339401X1	1	Screw Metric
	339376X1	1	Lock Washer
	339402X1	1	Nut Metric
49	339833X1	1	Clamp
50	338868X1	1	Washer
51	1604464M1	1	Belt
52	353517X1	4	Screw Unf
53	731398M1	2	Plate

(A)

Up to Serial or Engine Number W1729016

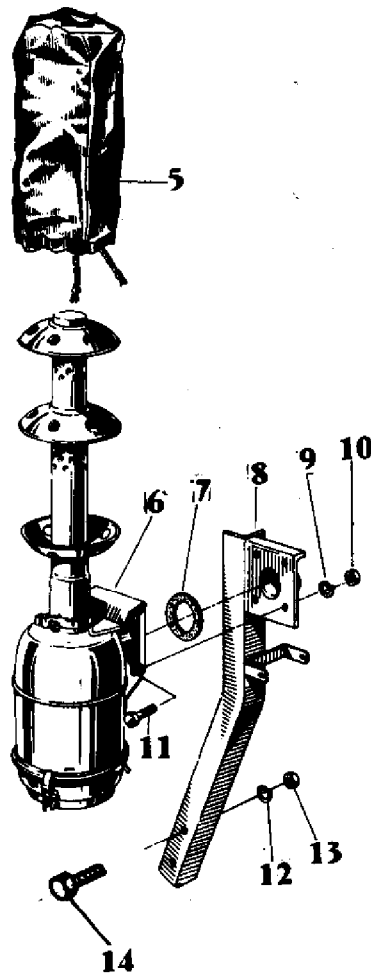
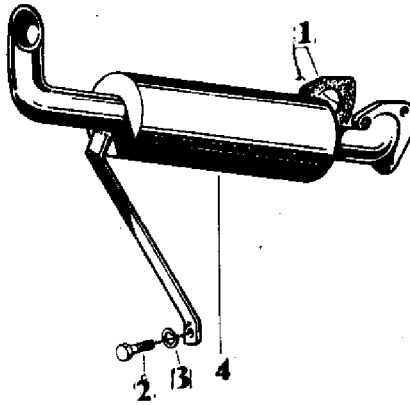
(B)

From Serial or Engine Number W1729017

(C)

SPAIN

OLBAD-LUFTFILTER AUSPUFF }
AIR FILTER EXHAUST } → N°W 17 29016
FILTRE A AIR ECHAPPEMENT }



76-468

AGCO Corporation
Parts List Report

Massey Ferguson (Europe)

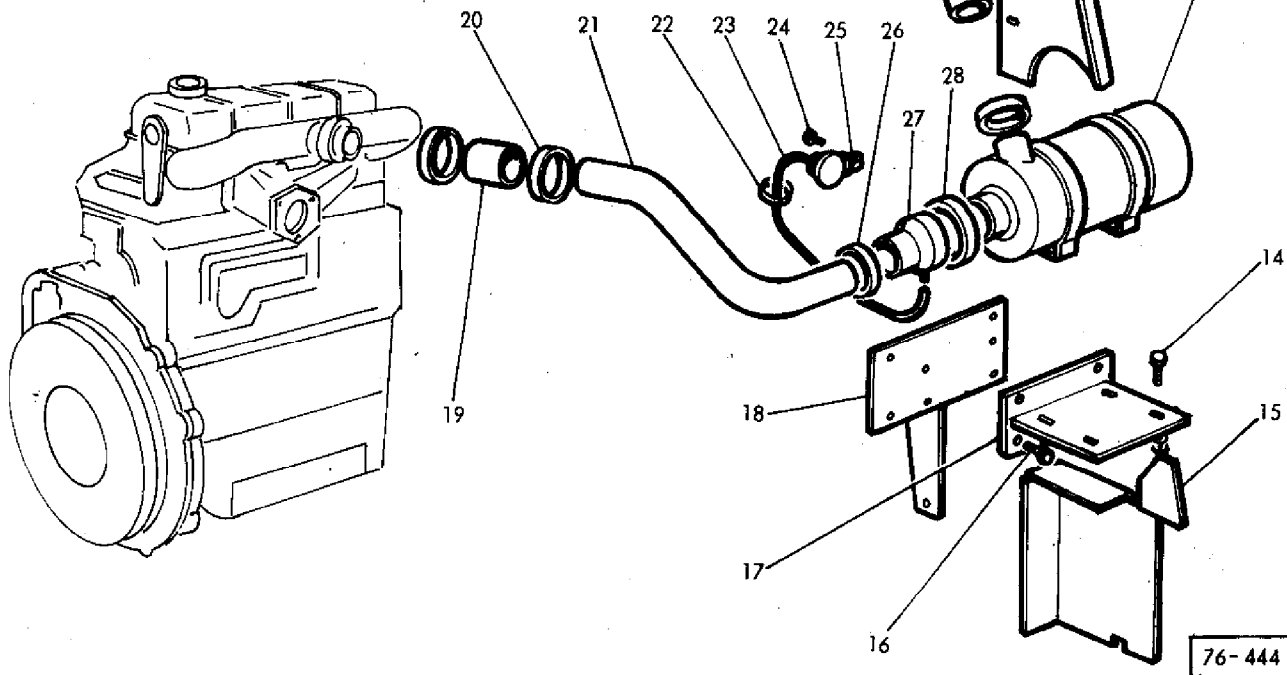
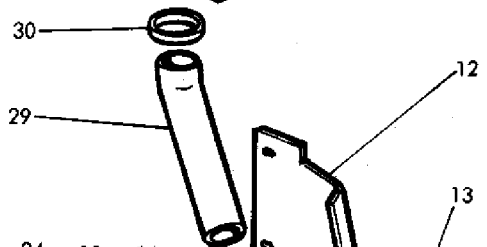
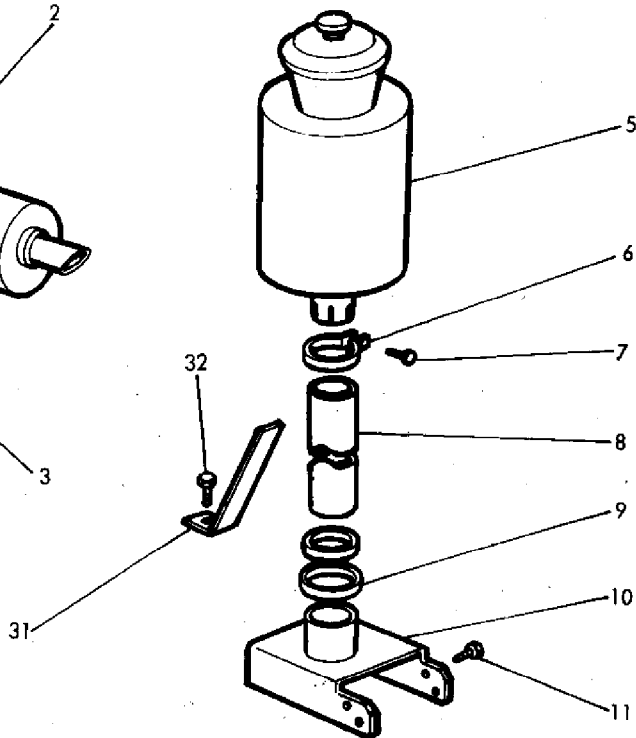
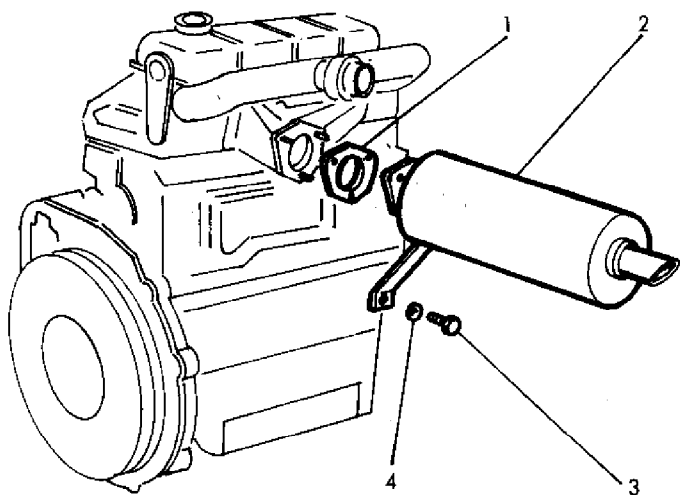
MF 206 COMBINE

Page 120 - AIR FILTER-DRY ELEMENT - EXHAUST

Item	Part Number	Qty	Part Description	Comments
				EXHAUST
				Up to Serial or Engine Number W1729016
1	414379M1	1	Gasket	
2	353542X1	1	Bolt Unf	
3	353434X1	4	Lock Washer	
	353431X1	3	Nut Unf	
4	1720776M93	1	Silencer	
5	404595M1	1	Bag	
6	413620M1	1	Filter	
7	390045X1	1	Gasket	
8	1604262M91	1	Bearer	
	418905M91	1	Bracket	(C)
9	339376X1	4	Lock Washer	
10	339402X1	4	Nut Metric	
11	339081X1	4	Screw Metric	
12	339369X1	2	Lock Washer	
13	339054X1	2	Nut Metric	
14	339129X1	2	Pin	
				(C)
				SPAIN

OLBADLUFTFILTRE AUSPUFF
 AIR FILTER EXHAUST
 FILTRE A AIR ECHAPPEMENT

N° W17 290 17 →



AGCO Corporation
Parts List Report

Massey Ferguson (Europe)

MF 206 COMBINE

Page 121B - AIR FILTER-DRY ELEMENT - EXHAUST

Item	Part Number	Qty	Part Description	Comments
				EXHAUST
				Up to Serial or Engine Number W1729017
1	414379M1	1	Gasket	
2	1628562M1	1	Silencer	
3	353536X1	1	Screw Unf	
4	353434X1	4	Lock Washer	
	353431X1	3	Nut Unf	
5	911188M2	1	Cleaner	(A)
6	609690M1	1	Collar	
7	339337X1	1	Screw Metric	
8	916575M1	1	Extension	
9	338619X1	2	Hose Clip	
10	1603895M92	1	Bearer	
11	339123X1	4	Screw Metric	
	339374X1	4	Lock Washer	
	339169X1	4	Nut Metric	
12	1603930M1	1	Panel	
13	1604853M92	1	Cleaner	(B)
				(D)
	916710M91	1	Air Filter	(D)
14	339123X1	4	Screw Metric	
	390972X1	4	Washer Metric	
	339169X1	4	Nut Metric	
15	1604282M91	1	Guard	
16	339123X1	4	Screw Metric	
	339374X1	4	Lock Washer	
	390972X1	4	Washer Metric	
	339169X1	4	Nut Metric	
17	1603891M92	1	Bearer	
18	621358M92	1	Bearer	
19	414136M1	1	Elbow	
20	338618M1	2	Collar	
21	1604950M1	1	Tube	
22	338845X1	1	Washer	
23	609791M1	1	Tube	
24	339124X1	1	Screw Metric	
	339374X1	1	Lock Washer	
	339169X1	1	Nut Metric	
25	963015M3	1	Vacuometer	

26	338618X1	1	Hose Clip
27	1604270M91	1	Connector
28	338619X1	1	Hose Clip
29	1603933M1	1	Connector
30	338619X1	2	Hose Clip
31	1603932M1	1	Support
32	339123X1	1	Screw Metric
	390972X1	1	Washer Metric
	339374X1	1	Lock Washer

(A)

See Page/Reference Number 121C

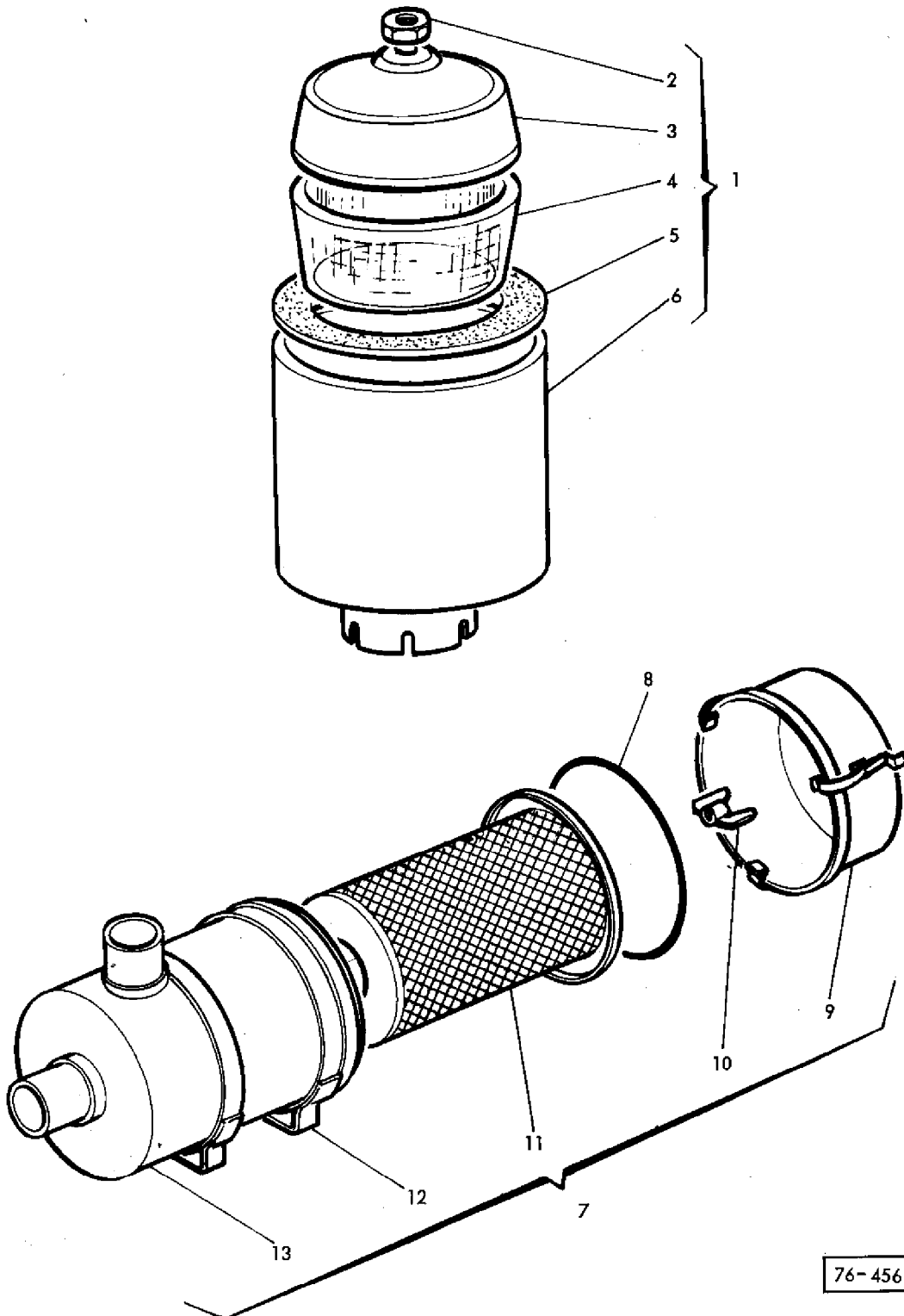
(B)

See Page/Reference Number 121C

(D)

ALTERNATIVE

LUFTFILTER
AIR FILTER
FILTRE A AIR



AGCO Corporation
Parts List Report

Massey Ferguson (Europe)

MF 206 COMBINE

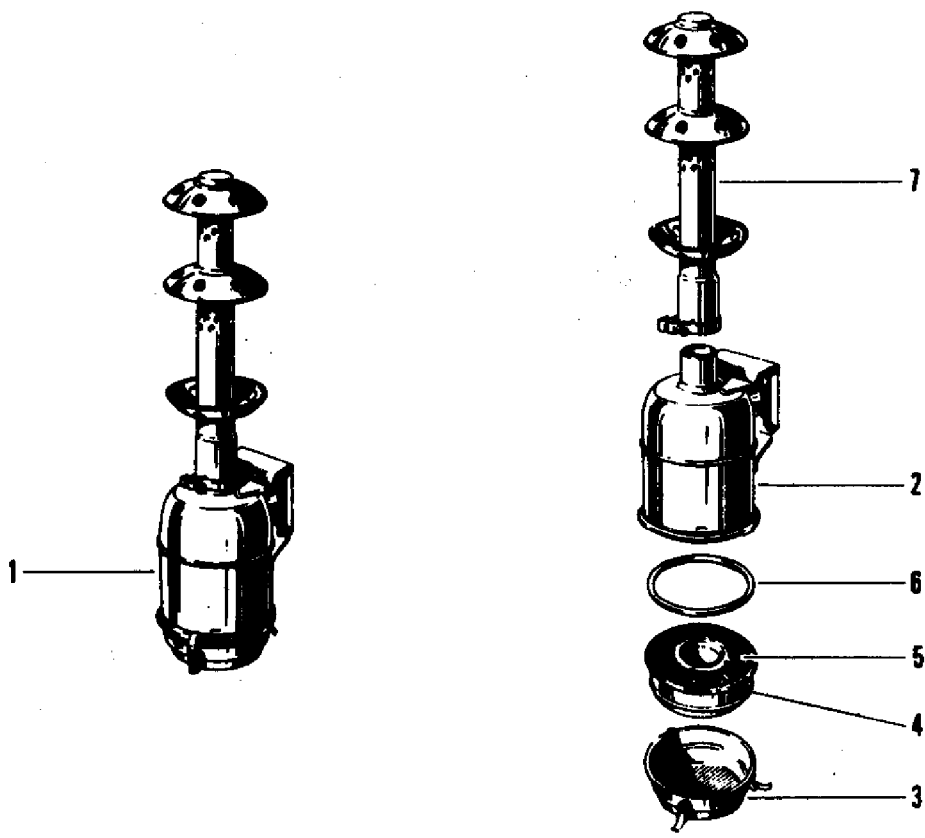
Page 121C - AIR FILTER-DRY ELEMENT

Item	Part Number	Qty	Part Description	Comments
1	911188M2	1	Cleaner	
2	1804961M1	1	Bush	
3	1804690M1	1	Cap	
4	1804689M1	1	Sleeve	
5	1805179M1	1	Bag	
6	1805178M1	1	Body	
7	1604853M92	1	Cleaner	
8	1639411M1	1	Gasket	
9	1639414M1	1	Cover	
10	1639412M1	1	Nut	
11	1639413M1	1	Air Fitr.Element	
12	1604854M1	2	Clamp	
13	1639415M1	1	Filter Body	

OLBADLUFTFILTER

AIRFILTER

FILTRE A AIR



72-300

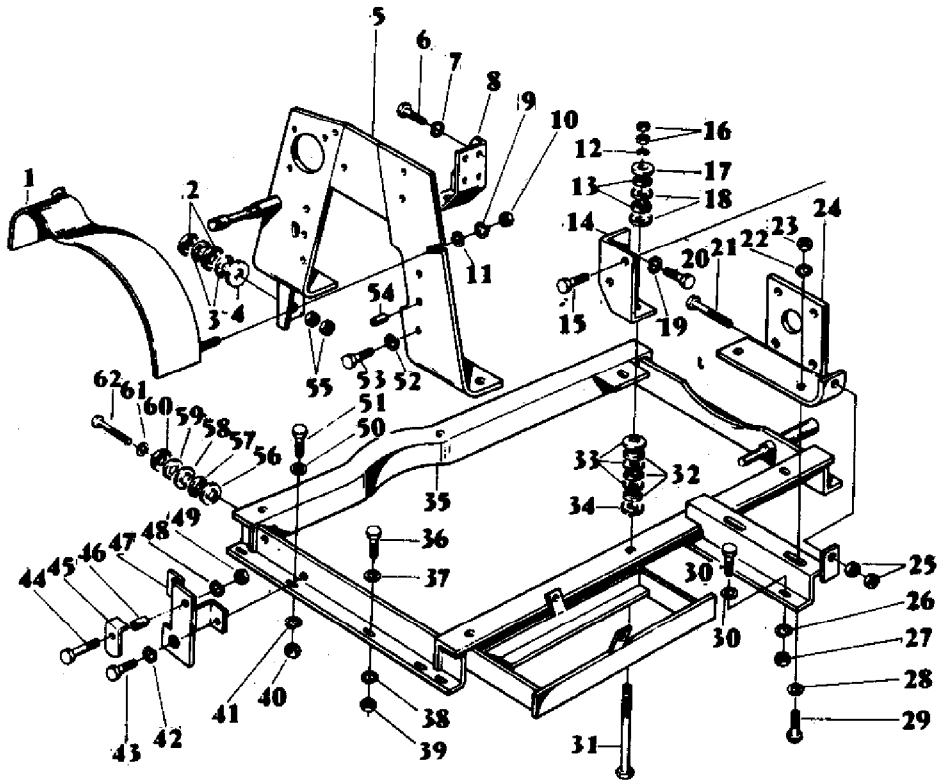
AGCO Corporation
Parts List Report

Massey Ferguson (Europe)

MF 206 COMBINE

Page 123 - AIR FILTER-DRY ELEMENT

Item	Part Number	Qty	Part Description	Comments
1	413620M1	1	Filter	
2		1	Housing	Not Serviced, Order 419071M1
3	1700468M1	1	Container	
4	1700469M1	1	Element	
5		1	Element	Not Serviced, Order 1700469M1
6	1700471M1	1	Joint	
7	1700951M1	1	Pipe	



74-210

AGCO Corporation
Parts List Report

Massey Ferguson (Europe)
MF 206 COMBINE
Page 124 - ENGINE FRAME

Item	Part Number	Qty	Part Description	Comments
1	609710M92	1	Shield	
2	413628M1	2	Washer	
3	413627M1	2	Bumper	
4	413629M1	1	Washer	
5	1603038M91	1	Support	
6	353560X1	4	Screw Unf	
7	353432X1	4	Lock Washer	
8	414143M91	1	Bracket	
9	339374X1	1	Lock Washer	
10	339169X1	1	Nut Metric	
11	390972X1	1	Washer Metric	
12	390650X1	4	Washer Metric	
13	413627M1	8	Bumper	
14	418893M91	1	Bearer	(C)
	1604646M91	1	Bearer	(D)
15	339139X1	2	Screw Metric	
16	339054X1	8	Nut Metric	
17	413629M1	4	Washer	
18	413628M1	8	Washer	
19	353432X1	4	Lock Washer	
20	353560X1	4	Screw Unf	
21	1440925X1	1	Bolt Metric	
22	339369X1	2	Lock Washer	
23	339054X1	2	Nut Metric	
24	418894M91	1	Bearer	
25	339169X1	2	Nut Metric	
26	339374X1	2	Lock Washer	
27	339169X1	2	Nut Metric	
28	390362X1	2	Washer Metric	
29	390982X1	2	Bolt	
30	390379X1	2	Bolt Metric	
	391166X1	2	Washer Metric	
	390379X1	1	Bolt Metric	
	22428X	1	Lock Washer	
	339169X1	1	Nut Metric	
31	390913X1	4	Bolt	
32	413627M1	12	Bumper	
33	413628M1	12	Washer	
34	413629M1	4	Washer	

35	418879M91	1	Frame	(A)
				(C)
	419213M91	1	Frame	(B)
				(C)
	1604944M92	1	Bearer	(A)
				(D)
	1628575M91	1	Frame	(B)
				(D)
36	339451X1	6	Screw Metric	
37	339534X1	6	Washer Metric	
38	339376X1	6	Lock Washer	
39	339402X1	6	Nut Metric	
40	339402X1	4	Nut Metric	
41	339376X1	4	Lock Washer	
42	339374X1	4	Lock Washer	
43	339123X1	2	Screw Metric	
44	339337X1	1	Screw Metric	
45	413637M1	1	Bracket	
46	403376M2	1	Spacer	
47	418907M91	1	Bracket	
48	339374X1	1	Lock Washer	
49	339169X1	1	Nut Metric	
50	339534X1	4	Washer Metric	
51	339401X1	4	Screw Metric	
52	353434X1	7	Lock Washer	
53	353538X1	7	Screw Unf	
	353544X1	1	Screw Unf	
54	414102M1	2	Dowel	
55	339054X1	2	Nut Metric	
56	413628M1	1	Washer	
57	413627M1	1	Bumper	
58	413628M1	1	Washer	
59	413627M1	1	Bumper	
60	413629M1	1	Washer	
61	390650X1	1	Washer Metric	
62	339484X1	1	Bolt Metric	

(A)

(B)

BAGGER-TANKER MACHINES

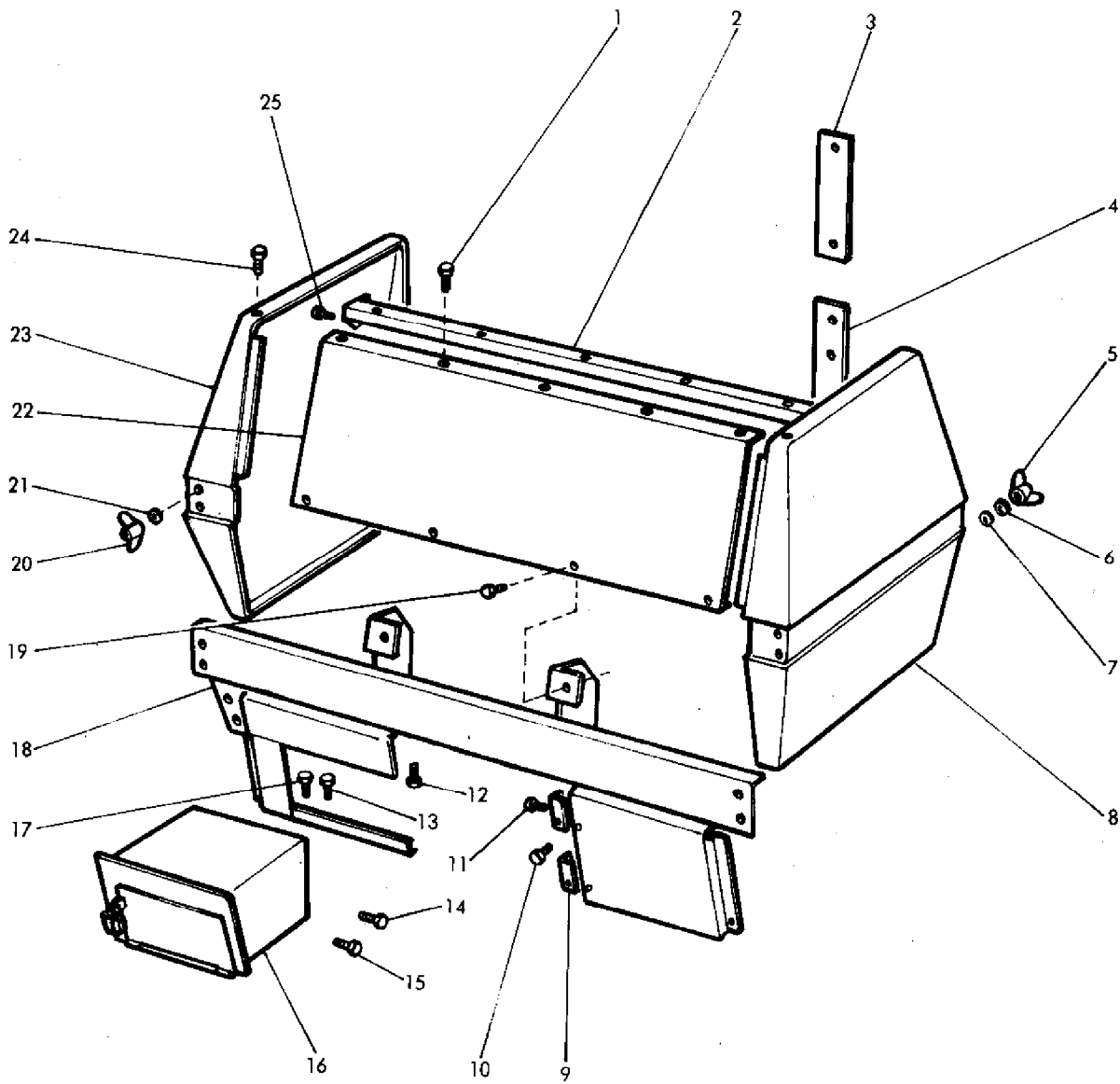
(C)

Up to Serial or Engine Number W17.290.16

(D)

From Serial or Engine Number W17.290.17

MOTORDECKEL
ENGINE COVER
CAPOT MOTEUR



76-432

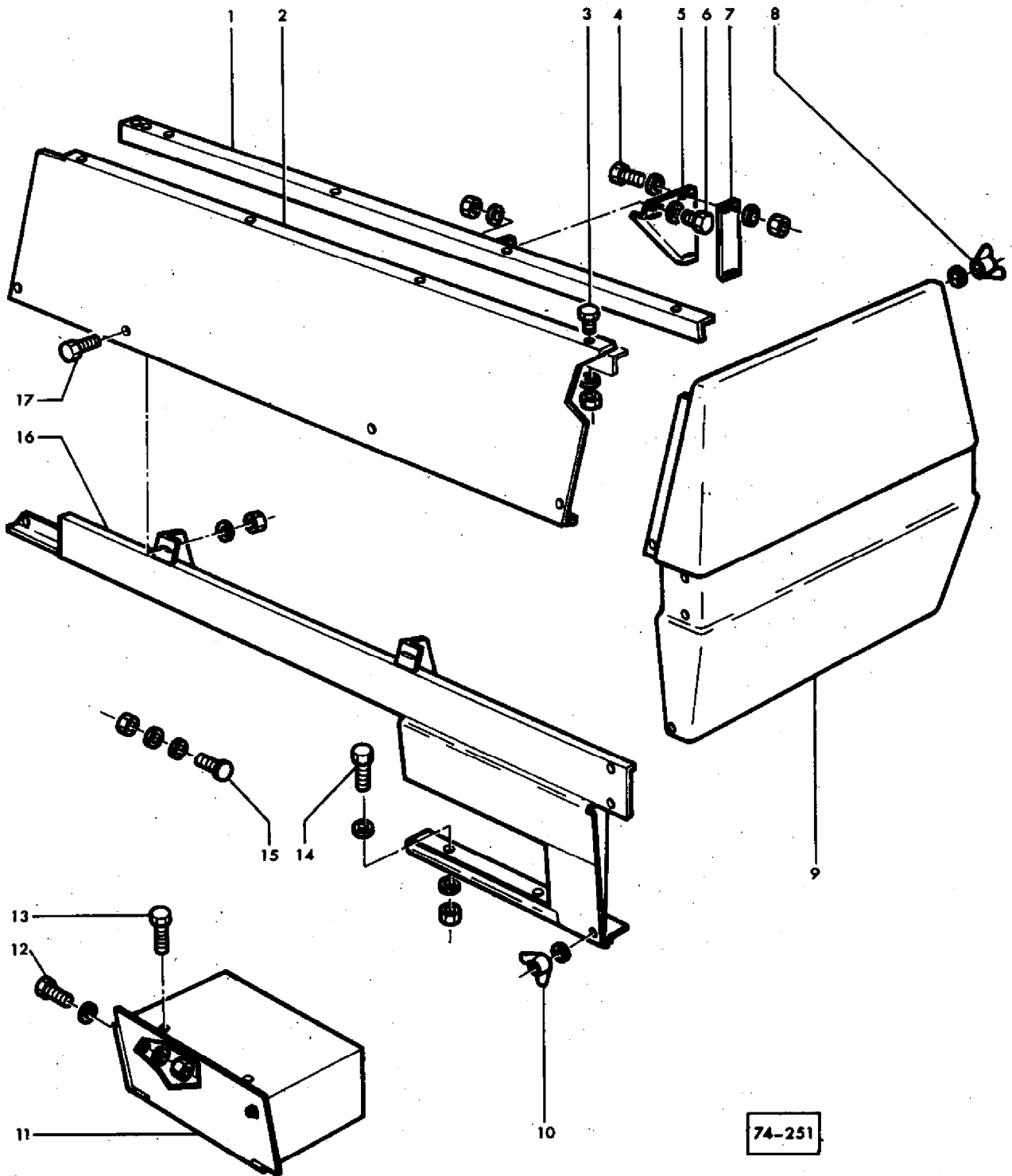
AGCO Corporation
Parts List Report

Massey Ferguson (Europe)
MF 206 COMBINE
Page 128 - ENGINE COVER

Item	Part Number	Qty	Part Description	Comments
1	339761X1	5	Screw Metric	
	339374X1	5	Lock Washer	
	339024X1	5	Washer Metric	
	339169X1	5	Nut Metric	
2	1604951M93	1	Support	
3	659970M1	4	Shim	
4	905803M1	4	Transverse	
5	339761X1	8	Screw Metric	
	339106X1	8	Nut Metric	
6	339374X1	8	Lock Washer	
7	339024X1	8	Washer Metric	
8	905713M93	1	Panel	Right Hand
9	1721001M2	2	Anglepiece	
10	339124X1	2	Screw Metric	
	339374X1	2	Lock Washer	
	339169X1	2	Nut Metric	
11	339170X1	2	Screw	
	339697X1	2	Washer	
	339374X1	2	Lock Washer	
	339169X1	2	Nut Metric	
12	339123X1	4	Screw Metric	
	339024X1	4	Washer Metric	
	339374X1	4	Lock Washer	
	339169X1	4	Nut Metric	
13	339124X1	1	Screw Metric	
	339024X1	1	Washer Metric	
	339374X1	1	Lock Washer	
	339169X1	1	Nut Metric	
14	391074X1	2	Screw Metric	
	390971X1	2	Washer Metric	
	339375X1	2	Lock Washer	
	339030X1	2	Nut Metric	
15	339247X1	2	Bolt	
	339697X1	2	Washer	
	339374X1	2	Lock Washer	
	339169X1	2	Nut Metric	
16	418297M91	1	Boot	
17	339123X1	2	Screw Metric	
	339024X1	2	Washer Metric	

	339374X1	2	Lock Washer	
	339169X1	2	Nut Metric	
18	1603707M93	1	Support	
19	339124X1	4	Screw Metric	
	339024X1	4	Washer Metric	
	339374X1	4	Lock Washer	
	339169X1	4	Nut Metric	
20	339107X1	6	Wingbolt	
21	339374X1	6	Lock Washer	
22	1604042M92	1	Panel	
23	905601M93	1	Panel	Left Hand
24	339761X1	4	Screw Metric	
	339024X1	4	Washer Metric	
	339374X1	4	Lock Washer	
	339169X1	4	Nut Metric	
25	339124X1	2	Screw Metric	
	339024X1	2	Washer Metric	
	339374X1	2	Lock Washer	
	339169X1	2	Nut Metric	

MOTORDECKEL (TANK-ABSCKMASCHINEN)
ENGINE COVER (BAGGER-TANKER MACHINE)
CAPOT MOTEUR (RESERVOIR-ENSACHEUR)



74-251

AGCO Corporation
Parts List Report

Massey Ferguson (Europe)

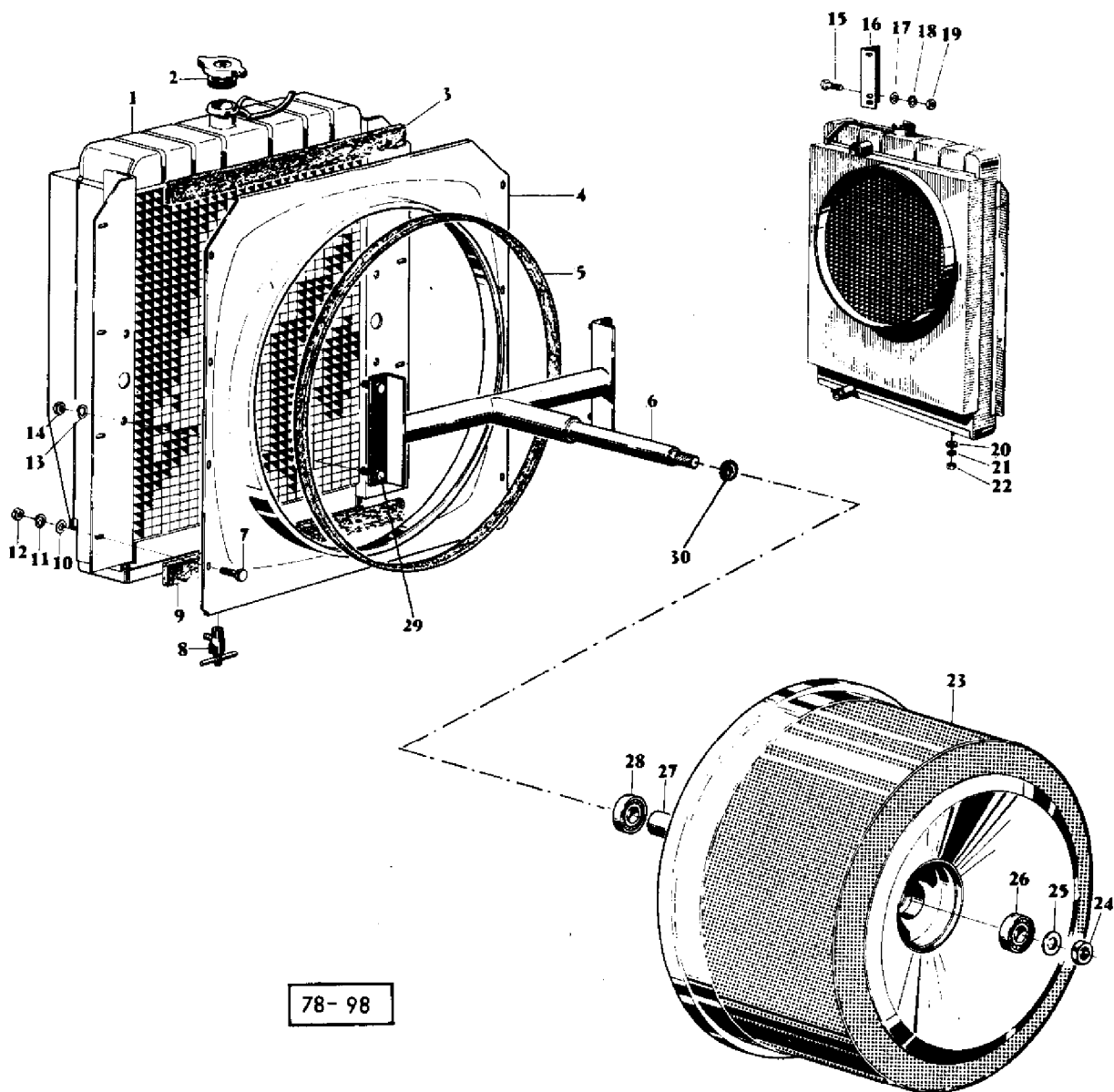
MF 206 COMBINE

Page 131 - ENGINE COVER - BAGGER-TANKER MACHINES

Item	Part Number	Qty	Part Description	Comments
				BAGGER-TANKER MACHINES
1	1604260M91	1	Bracket	
2	1604258M91	1	Panel	
3	339761X1	6	Screw Metric	
	339374X1	6	Lock Washer	
	339169X1	6	Nut Metric	
4	339761X1	2	Screw Metric	
	339374X1	2	Lock Washer	
	339169X1	2	Nut Metric	
5	418290M2	1	Bracket	
6	339124X1	2	Screw Metric	
	339024X1	2	Washer Metric	
	339374X1	2	Lock Washer	
	339169X1	2	Nut Metric	
7	418293M1	2	Plate	
8	339107X1	3	Wingbolt	
	339024X1	4	Washer Metric	
	339374X1	3	Lock Washer	
	339106X1	4	Nut Metric	
9	905713M93	1	Panel	
10	339123X1	4	Screw Metric	
	339024X1	4	Washer Metric	
	339374X1	4	Lock Washer	
	339106X1	4	Nut Metric	
11	419172M91	1	Boot	
12	339170X1	2	Screw	
	339697X1	2	Washer	
	339374X1	2	Lock Washer	
	339169X1	2	Nut Metric	
13	391074X1	2	Screw Metric	
	390971X1	2	Washer Metric	
	339375X1	2	Lock Washer	
	339030X1	2	Nut Metric	
14	339124X1	3	Screw Metric	
	339024X1	3	Washer Metric	
	339374X1	3	Lock Washer	
	339169X1	3	Nut Metric	
15	339247X1	2	Bolt	
	391637X1	4	Washer	

	339374X1	2	Lock Washer
	339169X1	2	Nut Metric
16	1604254M91	1	Support
17	339123X1	4	Screw Metric
	339024X1	4	Washer Metric
	339169X1	4	Nut Metric
	339374X1	4	Lock Washer

KUHLER ANSAUGKORB
RADIATOR ROTATING AIR INTAKE
RADIATEUR PRISE D'AIR TOURNANTE



AGCO Corporation
Parts List Report

Massey Ferguson (Europe)

MF 206 COMBINE

Page 132 - RADIATOR ROTATING AIR INTAKE

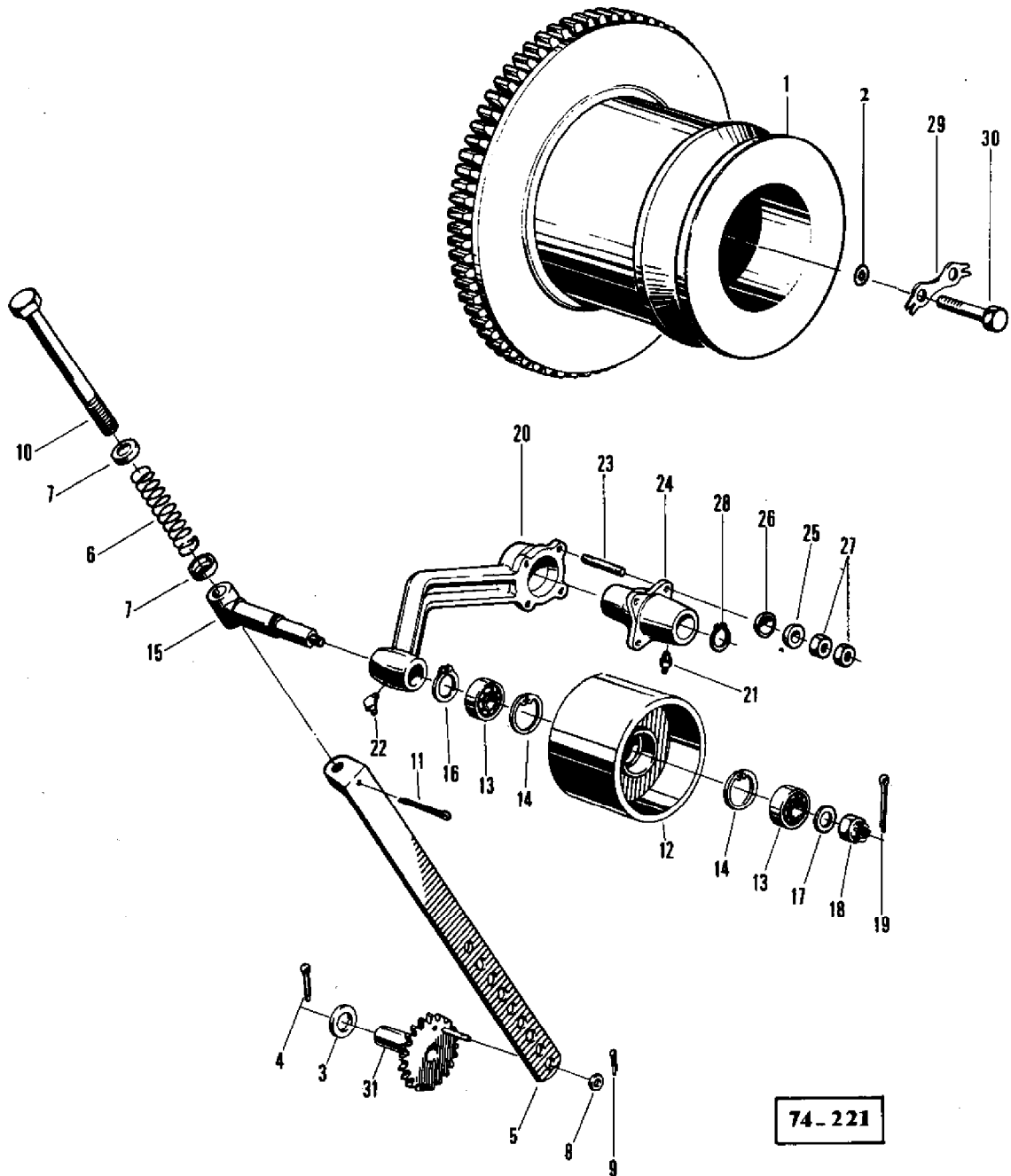
Item	Part Number	Qty	Part Description	Comments
1	414979M3	1	Radiator	(A)
	418961M1	1	Radiator	(B)
2	411552M1	1	Cap	
3	416328M1	2	Joint	
4	1628934M91	1	Deflector	
5	414998M1	1	Joint	
6	416114M94	1	Clevis Pin	
7	339123X1	6	Screw Metric	
8	391474X1	1	Cock	
9	416328X1	2	Joint	
10	339024X1	12	Washer Metric	
11	339374X1	6	Lock Washer	
12	339169X1	6	Nut Metric	
13	339376X1	4	Lock Washer	
14	339402X1	4	Nut Metric	
15	390379X1	2	Bolt Metric	
16	418240M1	1	Anglepiece	
17	390972X1	2	Washer Metric	
18	339374X1	2	Lock Washer	
19	339169X1	2	Nut Metric	
20	339534X1	2	Washer Metric	
21	339376X1	2	Lock Washer	
22	339402X1	2	Nut Metric	
23	414985M91	1	Filter	
24	391237X1	1	Nut Metric	
25	414996M1	1	Washer	
26	391057X1	1	Bearing Ball	
27	414999M1	1	Tube	
28	391057X1	1	Bearing Ball	
29	390862X1	3	Bolt	
	391134X1	1	Bolt Metric	
30	607779M1	4	Washer	

(A)
STANDARD VERSION
(B)
TROPICS VERSION

MOTORABTRIEB

PULLEZ ENGINE OUTPUT

SORTIE DU MOTEUR



74-221

AGCO Corporation
Parts List Report

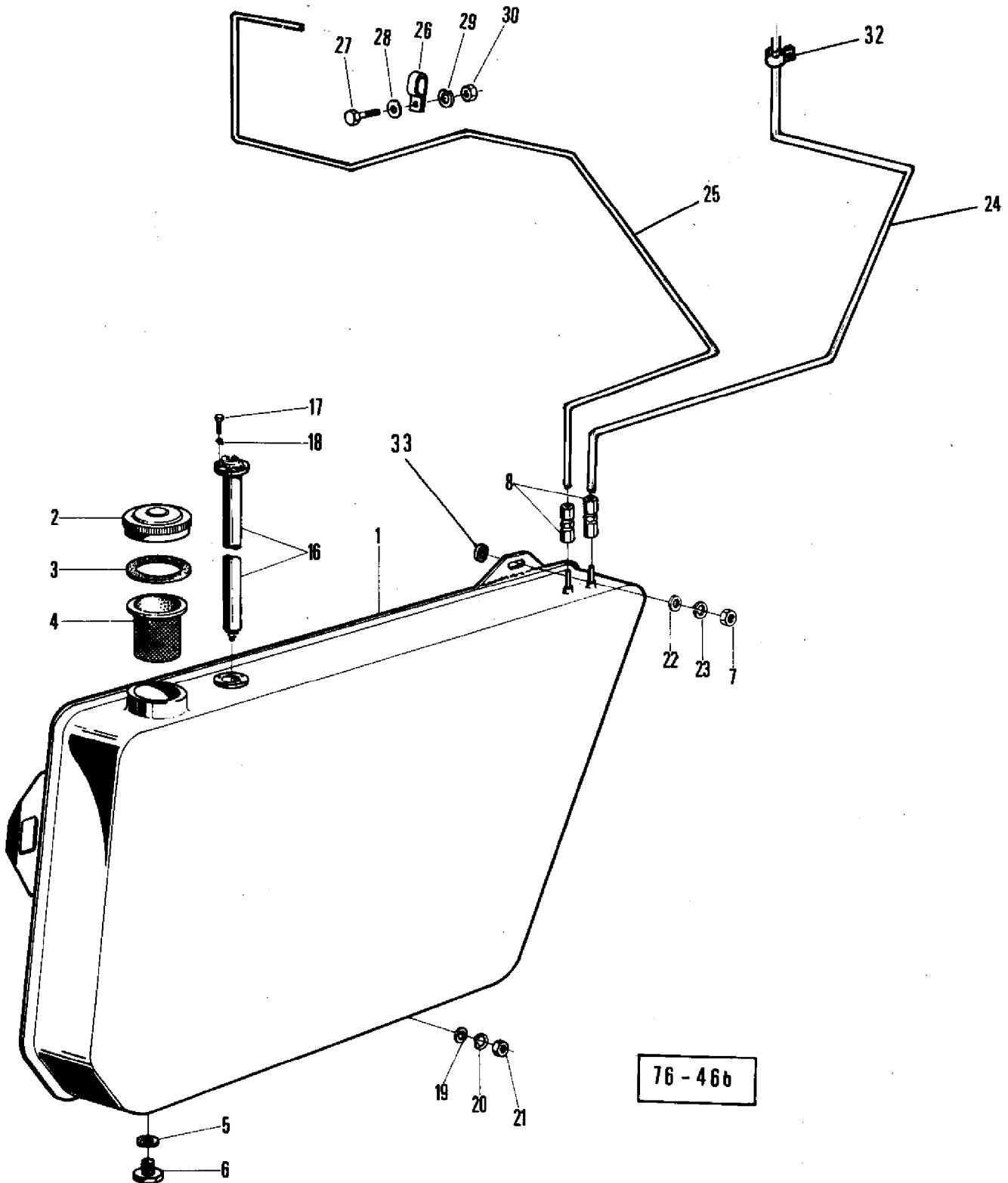
Massey Ferguson (Europe)

MF 206 COMBINE

Page 135 - PULLEY ENGINE OUTPUT

Item	Part Number	Qty	Part Description	Comments
1	418877M91	1	Pulley	
2	390735X1	6	Washer Metric	
3	339794X1	1	Washer Metric	
4	390447X1	1	Pin	
5	418902M92	1	Rod	
6	416562M1	1	Spring	
7	416564M1	2	Plate	
8	339025X1	1	Washer Metric	
9	390446X1	1	Pin	
10	416565M1	1	Bolt	
11	391403X1	1	Pin	
12	418241M1	1	Pulley	
13	391107X1	2	Bearing Assy	
14	339199X1	2	Ring	
15	418255M1	1	Trunnion	
16	1440476X1	1	Circlip	
17	1440287X1	1	Washer Metric	
18	390759X1	1	Nut Metric	
19	339580X1	1	Pin	
20	418256M1	1	Lever	
21	339003X1	1	Greaser	
22	339004X1	1	Greaser	
23	391240X1	4	Stud	
24	418257M1	1	Bush	
25	1440927X1	4	Washer	
26	1440926X1	4	Conical Seat	
27	339402X1	8	Nut Metric	
28	1440476X1	1	Circlip	
29	0921062	3	Tab Washer	(A)
30	0096835	6	Bolt	(A)
31	413623M91	1	Pinion	(A)
				PERKINS

KRAFTSTOFFBEHALTER UND LEITUNGEN
 FUEL TANK AND FUEL LINES
 RESERVOIR A CARBURANT ET TUYAUTERIES



76-46b

AGCO Corporation
Parts List Report

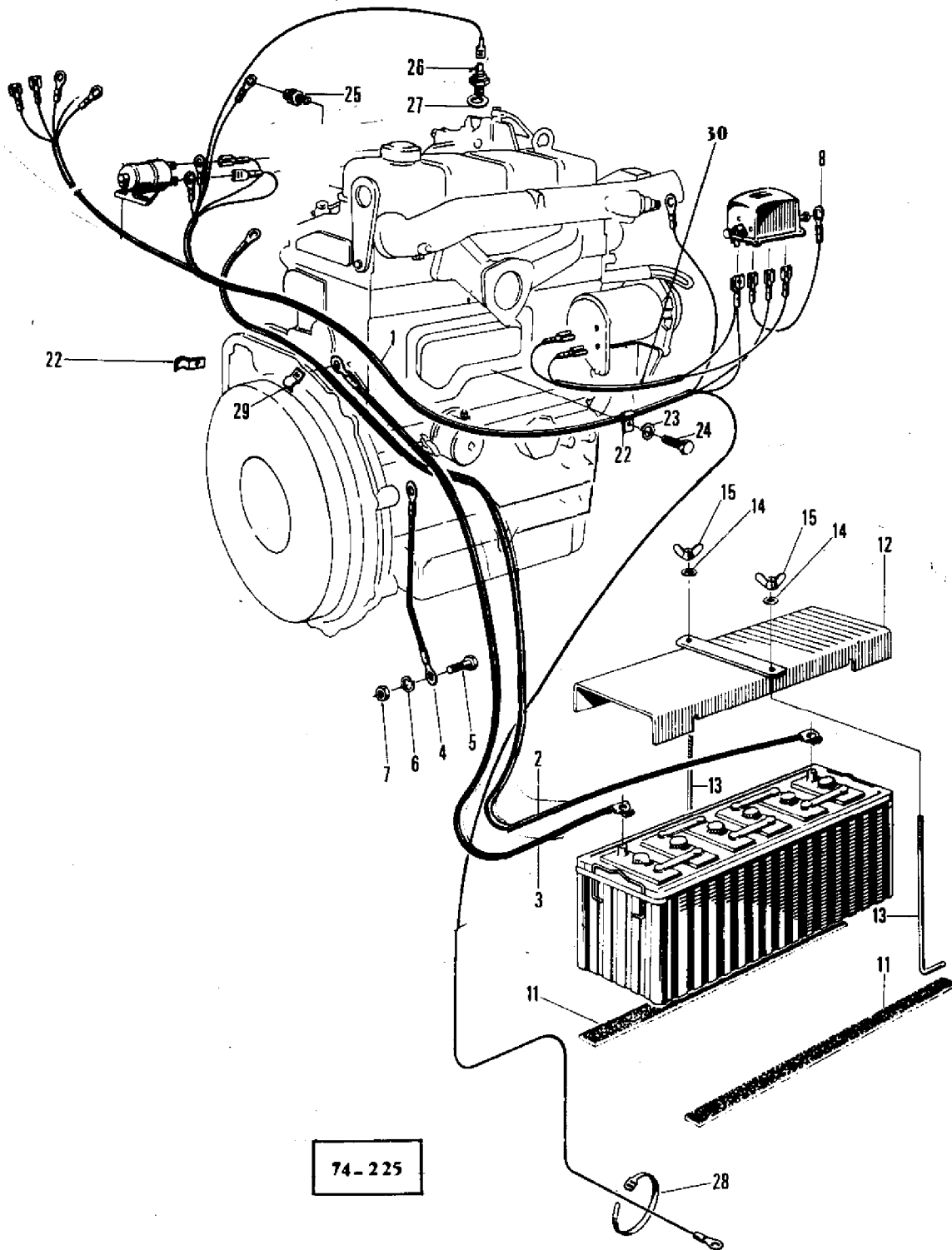
Massey Ferguson (Europe)

MF 206 COMBINE

Page 136 - FUEL TANK AND FUEL LINES

Item	Part Number	Qty	Part Description	Comments
1	418789M2	1	Reservoir	
2	322507M2	1	Cap	
3	1700180M1	1	Gasket	
4	411674M1	1	Fuel Filter	
5	390839X1	1	Washer	
6	339687X1	1	Plug	
7	339402X1	1	Nut Metric	
8	413911M1	2	Connection	
16	916159M1	1	Gauge	
	189605M2	1	Gasket	
17	339721X1	5	Screw Metric	
18	339381X1	5	Lock Washer	
19	391166X1	2	Washer Metric	
20	339374X1	2	Lock Washer	
21	339169X1	2	Nut Metric	
22	339534X1	1	Washer Metric	
23	339376X1	1	Lock Washer	
24	1603350M91	1	Pipe	
25	1603339M91	1	Tube	
	418800M1	1	Pipe	(A)
26	405203M1	1	Clip	
27	339123X1	2	Screw Metric	
28	339024X1	1	Washer Metric	
29	339374X1	2	Lock Washer	
30	339169X1	2	Nut Metric	
32	623605M1	1	Clip	
33	917419M1	3	Spacer	
				(A) SPAIN

ELEKTRISCHE ANLAGE
 ELECTRICAL EQUIPMENT
 EQUIPEMENT ELECTRIQUE



74-225

AGCO Corporation
Parts List Report

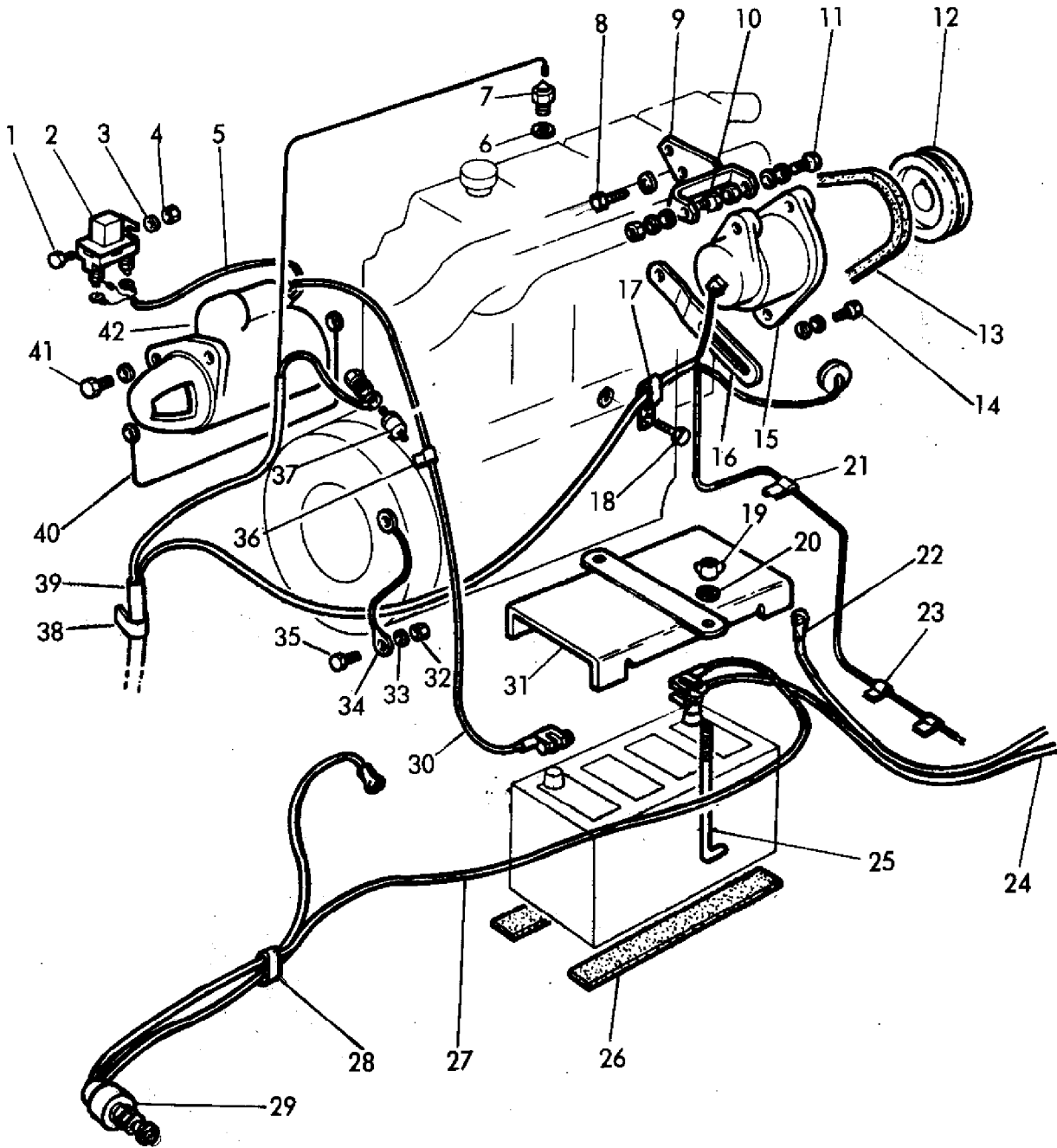
Massey Ferguson (Europe)

MF 206 COMBINE

Page 139 - ELECTRICAL EQUIPMENT

Item	Part Number	Qty	Part Description	Comments
1	1603039M1	1	Harness	
	1603040M1	1	Harness	
2	1723929M1	1	Cable	
3	1723930M1	1	Cable	
4	418940M1	1	Cable	
5	339124X1	1	Screw Metric	
6	339374X1	1	Lock Washer	
7	339169X1	1	Nut Metric	
8	414173M1	1	Cable	
11	413716M1	2	Band	
12	41371091	1	Adaptor	
	1603623M1	1	Plate	
13	1603693M1	2	Draglink	
14	339588M1	2	Washer	
15	339722X1	2	Nut	
22	403152M1	2	Clip	
23	339374X1	1	Lock Washer	
24	353516X1	1	Screw Unf	
25	916706M1	1	Switch	
26	963418M1	1	Thermometer	
27	1440997X1	1	Ring	
28	405912M1	2	Clamp	
29	327289M2	1	Strap	
30	1603040M1	1	Harness	

ELEKTRISCHE ANLAGE }
 ELECTRICAL EQUIPMENT } LUCAS N° G 17 307 01 →
 EQUIPEMENT ELECTRIQUE }



AGCO Corporation
Parts List Report

Massey Ferguson (Europe)
MF 206 COMBINE

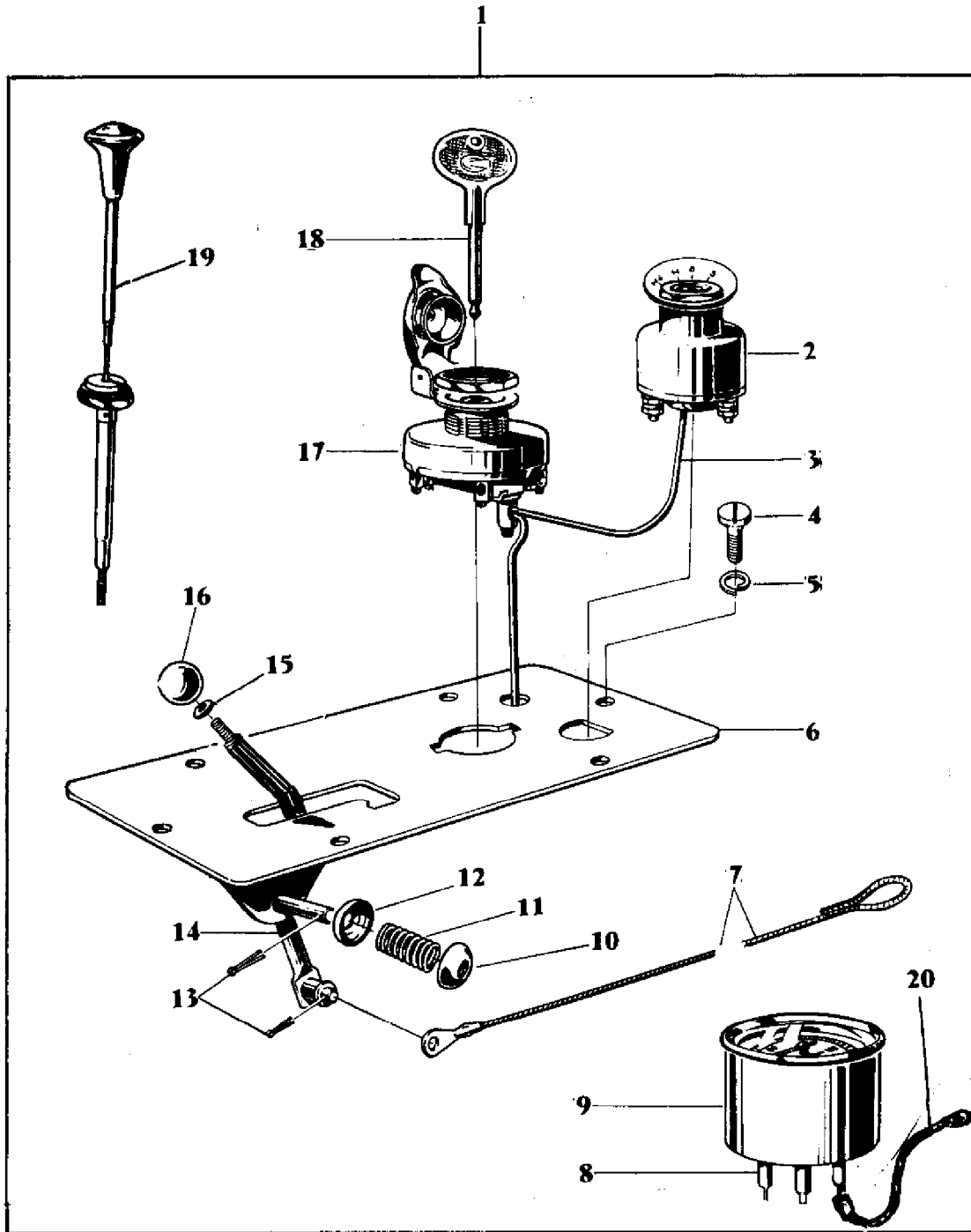
Page 139A - ELECTRICAL EQUIPMENT - LUCAS - FROM SERIAL G1730701

Item	Part Number	Qty	Part Description	Comments
				LUCAS - FROM SERIAL G1730701
1	339721X1	12	Screw Metric	
2	1629128M2	1	Relay	
3	1441808X1	2	Washer	
4	1440096X1	2	Nut Metric	
5	1629127M1	1	Harness	
6	1440997M1	1	Gasket	
7	963418M1	1	Thermometer	
8	353546X1	1	Screw	
	1650486M1	1	Washer	
9	1604467M91	1	Bearer	
10	353523X1	1	Bolt Unf	
	353446X1	1	Lock Washer	
	353755X1	1	Washer	
	353916X1	1	Nut Unf	
11	353521X1	1	Bolt Unf	
	353446X1	1	Lock Washer	
	353755X1	1	Washer	
	353916X1	1	Nut Unf	
12	739118M1	1	Pulley	
13	1604464M1	1	Belt	
14	353678X1	1	Screw Unc	
	353446X1	1	Lock Washer	
	353755X1	1	Washer	
15	1446923M91	1	Alternator	
16	1604466M1	1	Tensioner	
17	403152M1	1	Clip	
18	353516X1	1	Screw Unf	
	339374X1	1	Lock Washer	
19	339588X1	2	Washer	
20	339722X1	2	Nut	
21	950218M1	1	Clip	
22	1629125M1	1	Cable	
	1628978M2	1	Cable	(A)
23	405912M1	2	Clamp	
24	1723930M1	1	Cable	(A)
25	1603693M1	2	Draglink	
26	413716M3	2	Band	
27	1629203M1	1	Cable	

28	829943M1	2	Clip	
29	1616777M1	1	Switch	
30	1723929M1	1	Cable	
	621484M1	1	Cable	(B)
31	413710M91	1	Cover	
	917527M1	1	Shim	
32	339169X1	1	Nut Metric	
33	22428X	1	Lock Washer	
34	418940M1	1	Cable	
35	339124X1	1	Screw Metric	
36	968429M1	1	Fastener	
37	916706M1	1	Switch	
38	403152M1	1	Clip	
39	1604470M2	1	Harness	
	1629087M2	1	Harness	(B)
40	969112M1	1	Cable	
41	339003X1	3	Greaser	
	339374X1	3	Lock Washer	
	339169X1	3	Nut Metric	
42	1860093M1	1	Startermotor	

(A)
BAGGING
(B)
SPAIN

SCHALTBRETT
INSTRUMENT PANEL
TABLEAU DE BORD



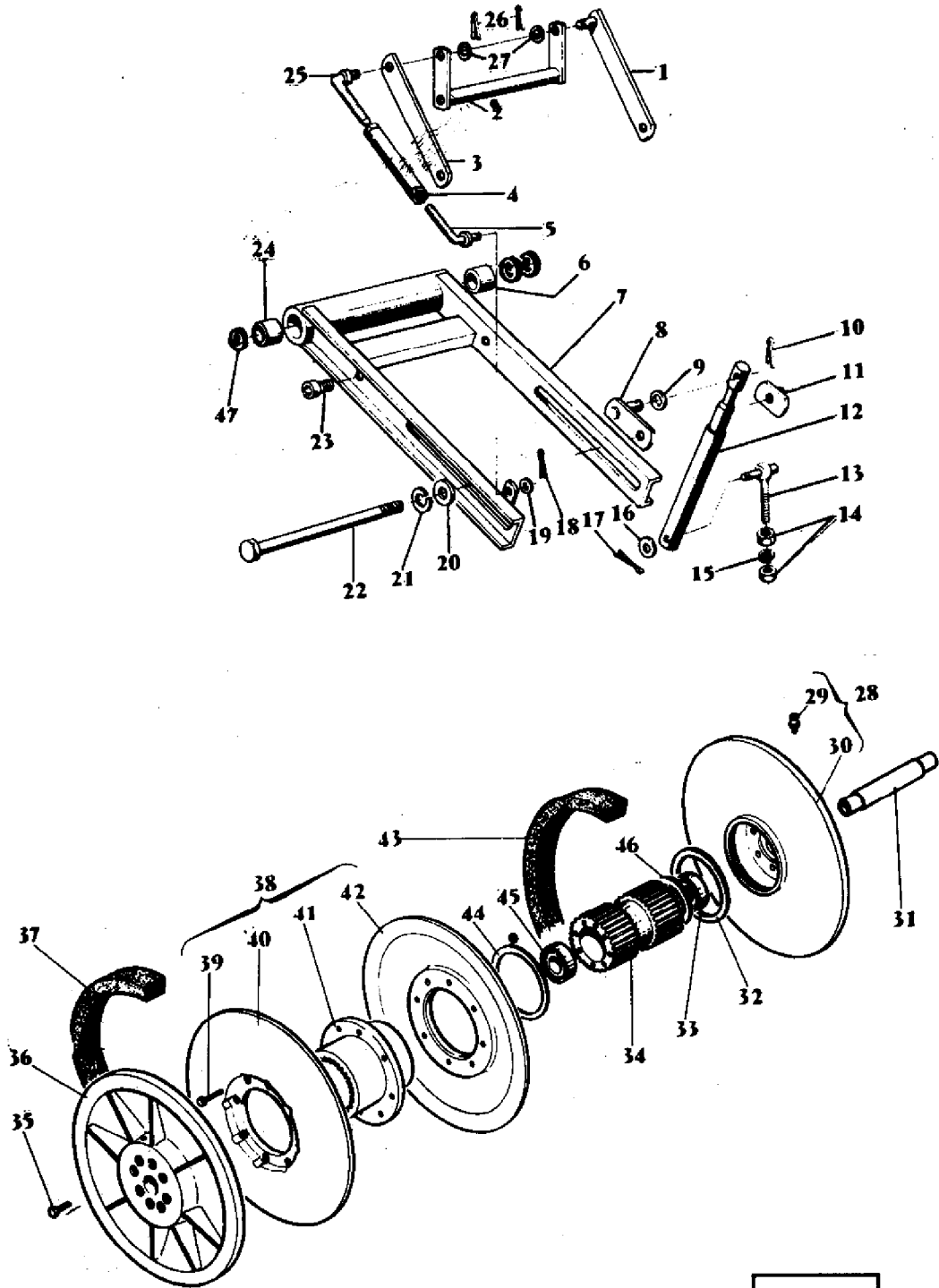
76 - 465

AGCO Corporation
Parts List Report

Massey Ferguson (Europe)
MF 206 COMBINE
Page 140 - INSTRUMENT PANEL

Item	Part Number	Qty	Part Description	Comments
1	621490M93	1	Instrument Box	
2	417402M1	1	Switch	
3	410410M1	1	Cable	
4	391074X1	6	Screw Metric	
5	339375X1	6	Lock Washer	
6	621958M91	1	Instrument Panel	
7	418796M1	1	Cable	
8	908597M1	2	Bulb	12V
9	916157M1	1	Instrument	
10	401888M1	1	Washer	
11	402373M1	1	Spring	
12	401888M1	1	Washer	
13	339087X1	2	Pin	
14	609763M91	1	Lever	
15	339375X1	1	Lock Washer	
16	339426X1	1	Knob	
17	621088M1	1	Box	
18	1700112M1	1	Key Door	
19	621489M3	1	Cable	
20	418960M1	1	Cable	

FAHVERSTELLTRIEB
TRACTION DRIVE VARIATOR
VARIATEUR DE VITESSES



78-99

AGCO Corporation
Parts List Report

Massey Ferguson (Europe)

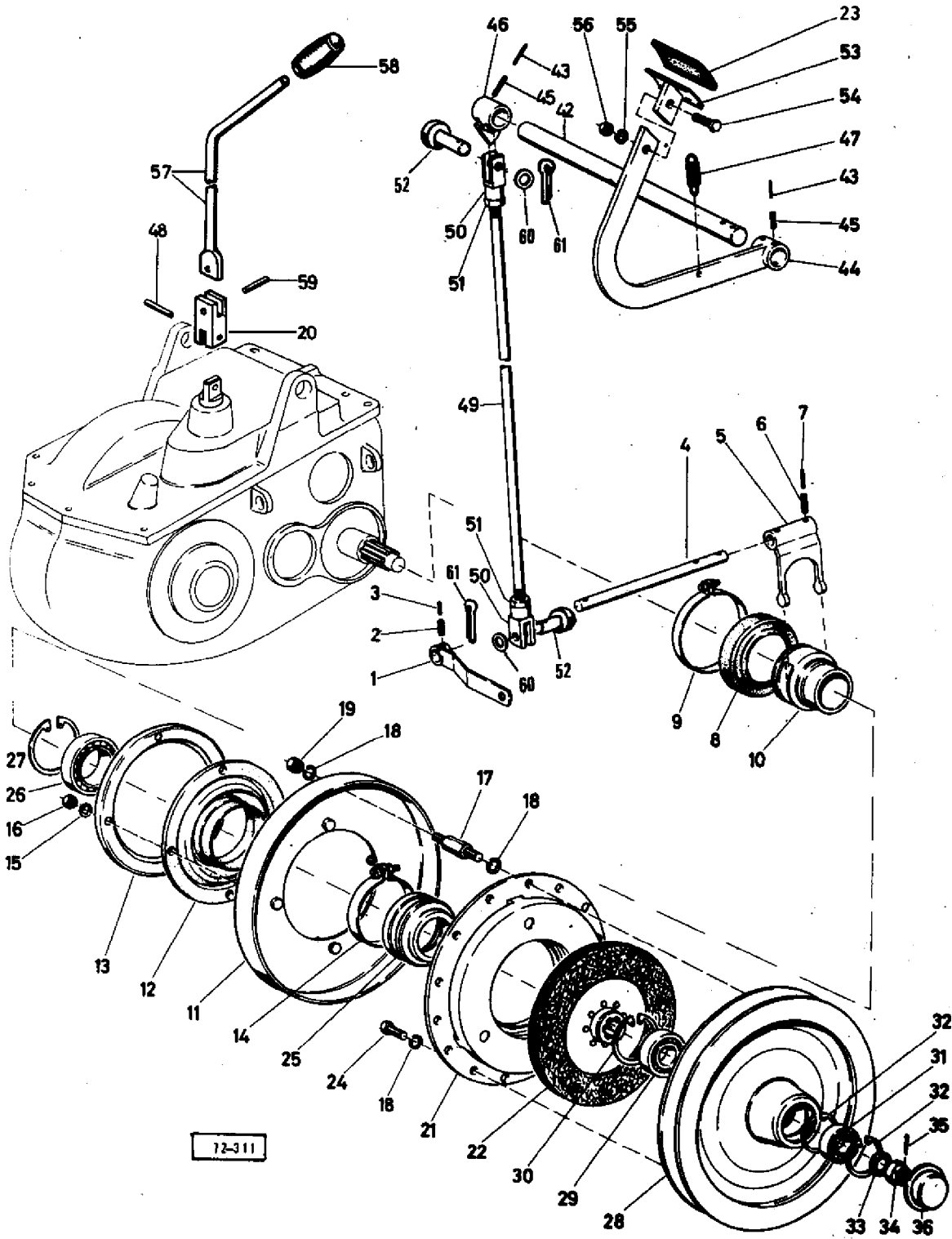
MF 206 COMBINE

Page 143 - TRACTION DRIVE VARIATOR

Item	Part Number	Qty	Part Description	Comments
1	417996M91	1	Plate	
2	418003M91	1	Axle	
3	404804M1	1	Plate	
4	404837M91	1	Tumbuckle	
5	404828M91	1	Bolt	
6	417984M1	1	Bush	
7	1603888M91	1	Bearer	
8	1604602M91	1	Rod Link	
9	339027X1	2	Washer Metric	
10	391405X1	1	Pin	
11	621322M91	1	Nut	
12	1748539M91	1	Ram	
13	418005M91	1	Bolt	
14	339035X1	2	Nut Metric	
15	339378X1	1	Lock Washer	
16	339027X1	1	Washer Metric	
17	391405X1	1	Pin	
18	339076X1	1	Pin	
19	390187X1	1	Washer Metric	
20	339057X1	1	Pin	
21	339378X1	1	Lock Washer	
22	621324M1	1	Bolt	
23	391110X1	2	Screw Metric	
24	417984M1	1	Bush	
25	404834M91	1	Bolt	
26	339076X1	2	Pin	
27	390187X1	2	Washer Metric	
28	1603047M91	1	Pulley	
29	1441858X1	1	Greaser	
30	1603048M91	1	Pulley	
31	1604600M1	1	Axle	
32	916394M1	1	Gasket	
33	1440496X1	1	Bearing Ball	
34	1604601M1	1	Hub	
35	339401X1	14	Screw Metric	
	1442647X1	2	Screw	
36	1603314M1	1	Pulley	
37	401109M1	1	Belt	
38	916445M92	1	Pulley	

39	339009X1	8	Bolt Metric
	339169X1	8	Nut Metric
40	916391M2	1	Pulley
41	916392M2	1	Sleeve
42	916391M2	1	Pulley
43	417995M1	1	Belt
44	916394M1	1	Gasket
45	1440496X1	1	Bearing Ball
46	916437M1	2	Gasket
47	1441079X1	3	Washer Metric

KUPPLUNG
CLUTCH
EMBAYAGE



AGCO Corporation
Parts List Report

Massey Ferguson (Europe)
MF 206 COMBINE
Page 144 - CLUTCH

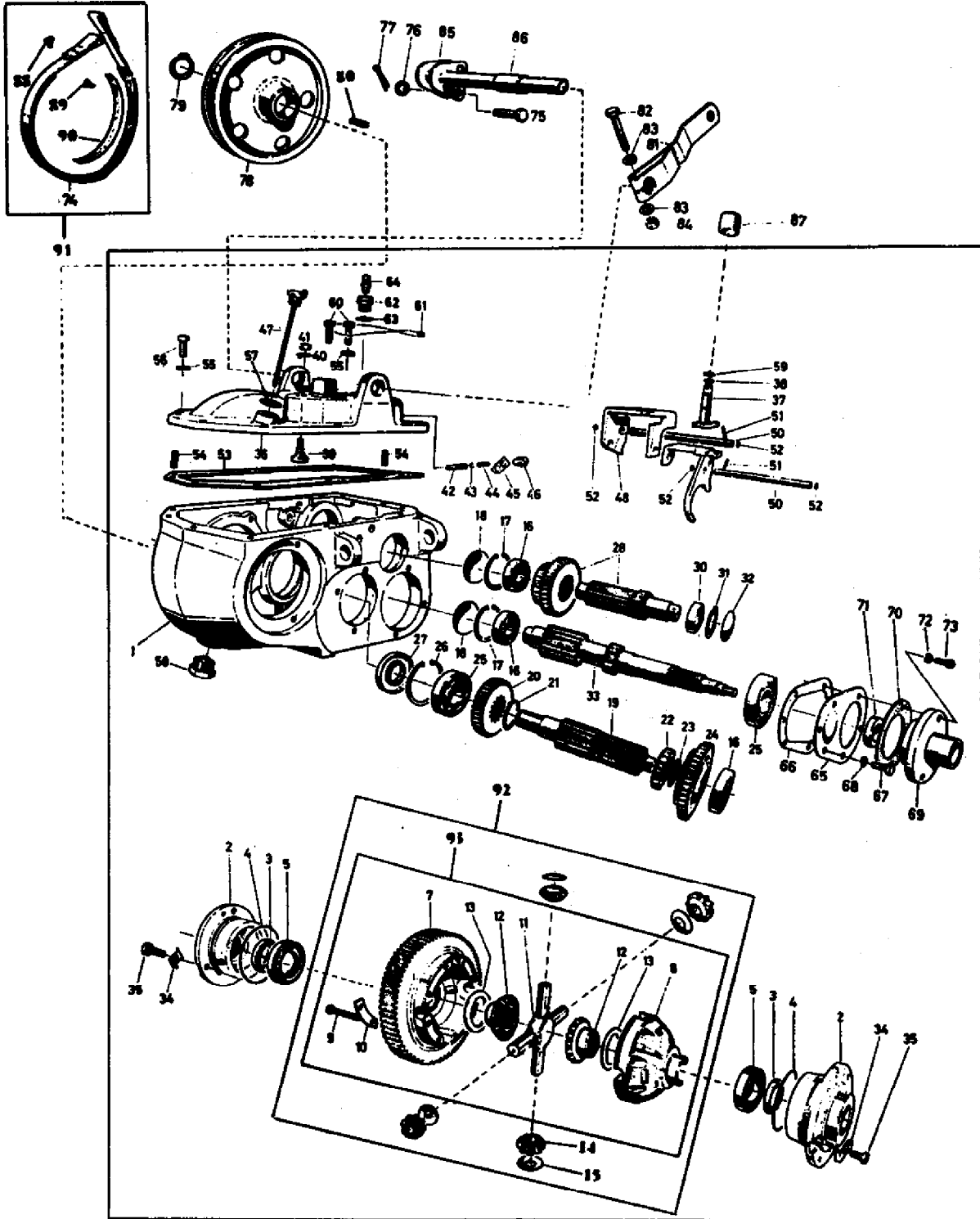
Item	Part Number	Qty	Part Description	Comments
1	418129M91	1	Lever	
2	339390X1	1	Pin	
3	339451X1	1	Screw Metric	
4	415840M1	1	Shaft	
5	415294M91	1	Fork	
6	339071X1	2	Pin	
7	339664X1	2	Pin	
8	415270M1	1	Gaiter	
9	391147X1	1	Clip	
10	415271M91	1	Bush	
11	415274M91	1	Housing	
12	415276M1	1	Gaiter	
13	416847M1	1	Retainer	
14	391146X1	1	Clip	
15	339375X1	4	Lock Washer	
16	339030X1	4	Nut Metric	
17	415281M1	3	Distance Piece	
18	339374X1	15	Lock Washer	
19	339169X1	3	Nut Metric	
20	417033M1	1	Block	
21	415279M1	1	Plate	
22	415280M1	1	Disc	
23	1603394M1	1	Cap	
24	339123X1	9	Screw Metric	
25	415282M1	1	Coupler	
26	391145X1	1	Bearing Ball	
27	339606X1	1	Circlip	
28	418125M1	1	Pulley	
29	391361X1	1	Bearing Ball	
30	1440479X1	1	Circlip	
31	391360X1	1	Bearing Ball	
32	339126X1	2	Circlip	
33	415284M1	1	Washer	
34	339075X1	1	Nut Metric	
35	339058X1	1	Pin	
36	414089M1	1	Cap	
42	418636M1	1	Shaft	
43	339174X1	4	Pin	
44	417098M91	1	Lever	

	346161X1	1	Hair Pin
45	339052X1	4	Strip
46	418641M91	1	Lever
47	417134M1	1	Spring
48	339080X1	1	Roll Pin
49	609774M1	1	Rod
50	390094X1	2	Clevis
51	339402X1	2	Nut Metric
52	391257X1	2	Pin
53	916997M91	1	Pedal
54	339451X1	1	Screw Metric
55	339376X1	1	Lock Washer
56	339402X1	1	Nut Metric
57	418630M1	1	Rod
58	403262M1	1	Handle
59	339080X1	1	Roll Pin
60	339503X1	2	Washer Metric
61	1441482X1	2	Pin

GETRIEBE

TRANSMISSION

BOITE DE VITESSE



73-275

94

AGCO Corporation
Parts List Report

Massey Ferguson (Europe)
MF 206 COMBINE
Page 147 - TRANSMISSION

Item	Part Number	Qty	Part Description	Comments
1	417844M1	1	Housing	
2	416765M1	2	Housing	
3	1441464X1	2	Seal	
4	416766M1	2	Seal	
5	391162X1	2	Bearing Ball	
7		1		Not Serviced, Order 93
8		1		Not Serviced, Order 93
9	339291X1	8	Bolt Metric	
10	417586M1	4	Plate	
11	417582M1	1	Crosspiece	
12	416773M1	2	Pinion	Number of Teeth/Splines: 16
13	415963M1	2	Washer	
14	417584M92	4	Pinion	
15	1628536M1	4	Washer	
16	1440508X1	3	Bearing Ball	
17	1440480X1	2	Circlip	
18	390237X1	2	Plug	
19	412060M1	1	Shaft	
20	412058M1	1	Gear	
21	390232X1	1	Circlip	
22	412059M1	1	Gear	
23	390233X1	1	Circlip	
24	1603499M3	1	Gear	
25	1440511X1	2	Bearing Assy	
26	1440516X1	1	Circlip	
27	390242X1	1	Seal	
28	1604162M92	1	Shaft	
30	1440494X1	1	Bearing Ball	
31	1440479X1	1	Circlip	
32	390238X1	1	Plug	
33	1603500M2	1	Shaft	
34	414607M1	6	Plate	
35	353690X1	6	Screw Unc	
36	417845M1	1	Cover	
37	609951M91	1	Fork	
38	390235X1	1	Ring	
39	404252M1	1	Stop	
40	613407M1	1	Brake	
41	353916X1	1	Nut Unf	

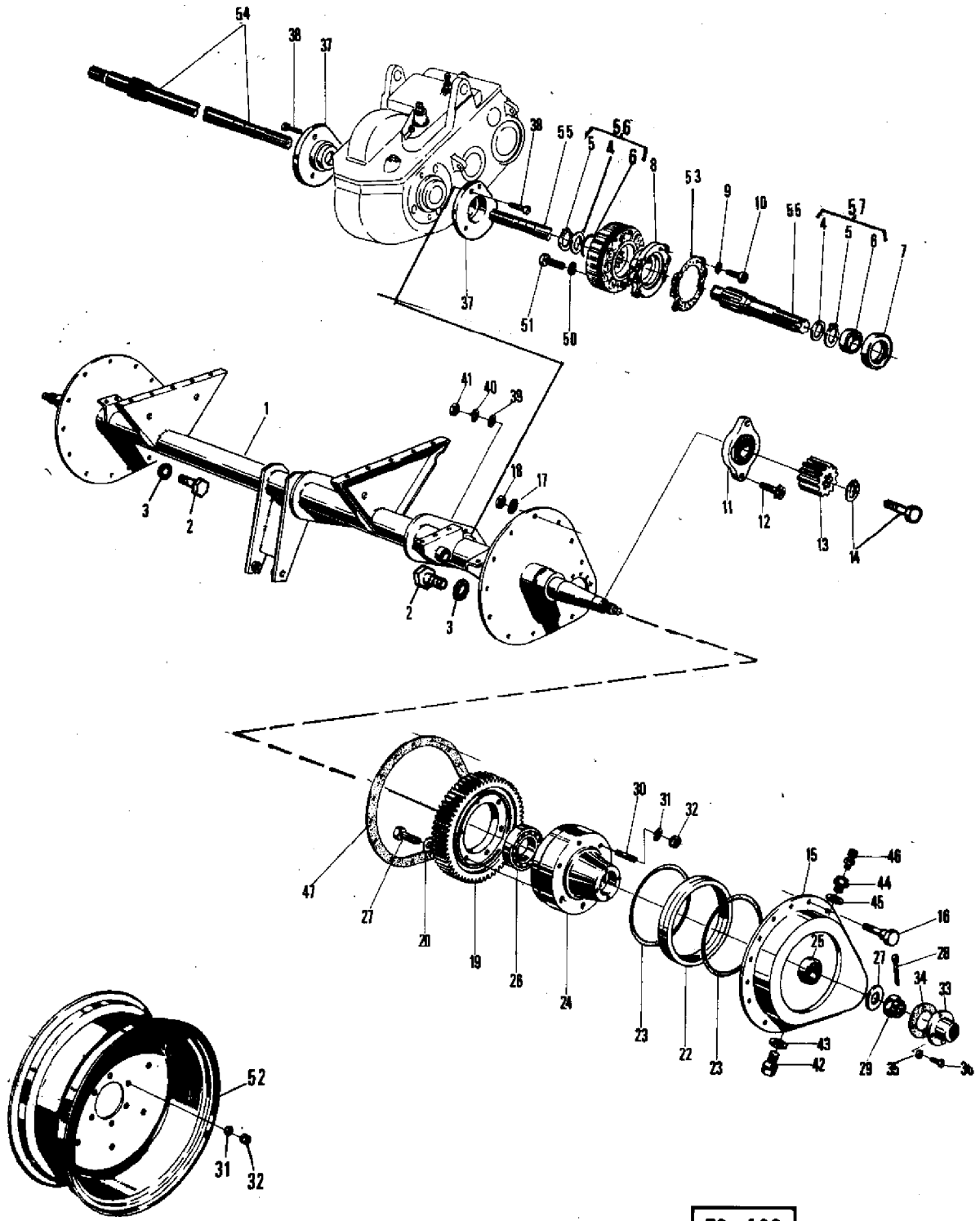
42	418536M1	2	Pin	
43	390236X1	2	Ring	
44	418535M1	2	Spring	
45	405367M1	1	Plate	
46	418534M1	2	Bolt	
47	416831M91	1	Dipstick	
48	414655M1	1	Fork	
49	414652M91	1	Fork	
50	413435M1	2	Ram	
51	390244X1	2	Roll Pin	
52	390239X1	4	Plug	
53	613409M1	1	Gasket	
54	391416X1	2	Pin	
55	22764X	9	Lock Washer	
56	353691X1	7	Screw Unc	
57	390688X1	1	Seal	
58	417856M1	1	Plug	
59	1442373X1	1	Ring	
60	405090M1	2	Bolt	
61	405089M1	1	Wire	
62	416830M1	1	Plug	
63	391358X1	2	Washer	
64	190729M91	1	Breather	
65	415836M1	1	Cover	
66	415837M1	1	Joint	
67	339124X1	3	Screw Metric	
68	339374X1	3	Lock Washer	
69	415838M1	1	Flange	
70	415839M1	1	Joint	
71	415269M1	1	Seal	(A)
	1441823X1	1	Seal	(A)
72	339374X1	3	Lock Washer	
73	390174X1	3	Bolt	
74	412494M91	1	Band	
75	339154X1	2	Pin	
76	339763X1	2	Washer	
77	339076X1	2	Pin	
78	401024M1	1	Disc	
79	339469X1	1	Segment	
80	339460X1	1	Key Parallel	
81	418126M1	1	Lever	
82	339403X1	1	Screw	
83	339026X1	2	Washer Metric	
84	339054X1	1	Nut Metric	
85	418127M91	1	Shaft	
86	417546M1	1	Spacer	

87	609953M91	1	Bush
88	12950X	8	Rivet
89	339101X1	13	Rivet
90	401027M1	1	Lining
91	412493M91	1	Band
92	417857M91	1	Differential
93	417858M91	1	Housing
94	1603501M95	1	Transmission

(A)

ALTERNATIVE

VORDERACHSE
FRONT AXLE
PONT AVANT



AGCO Corporation
Parts List Report

Massey Ferguson (Europe)
MF 206 COMBINE
Page 151 - FRONT AXLE

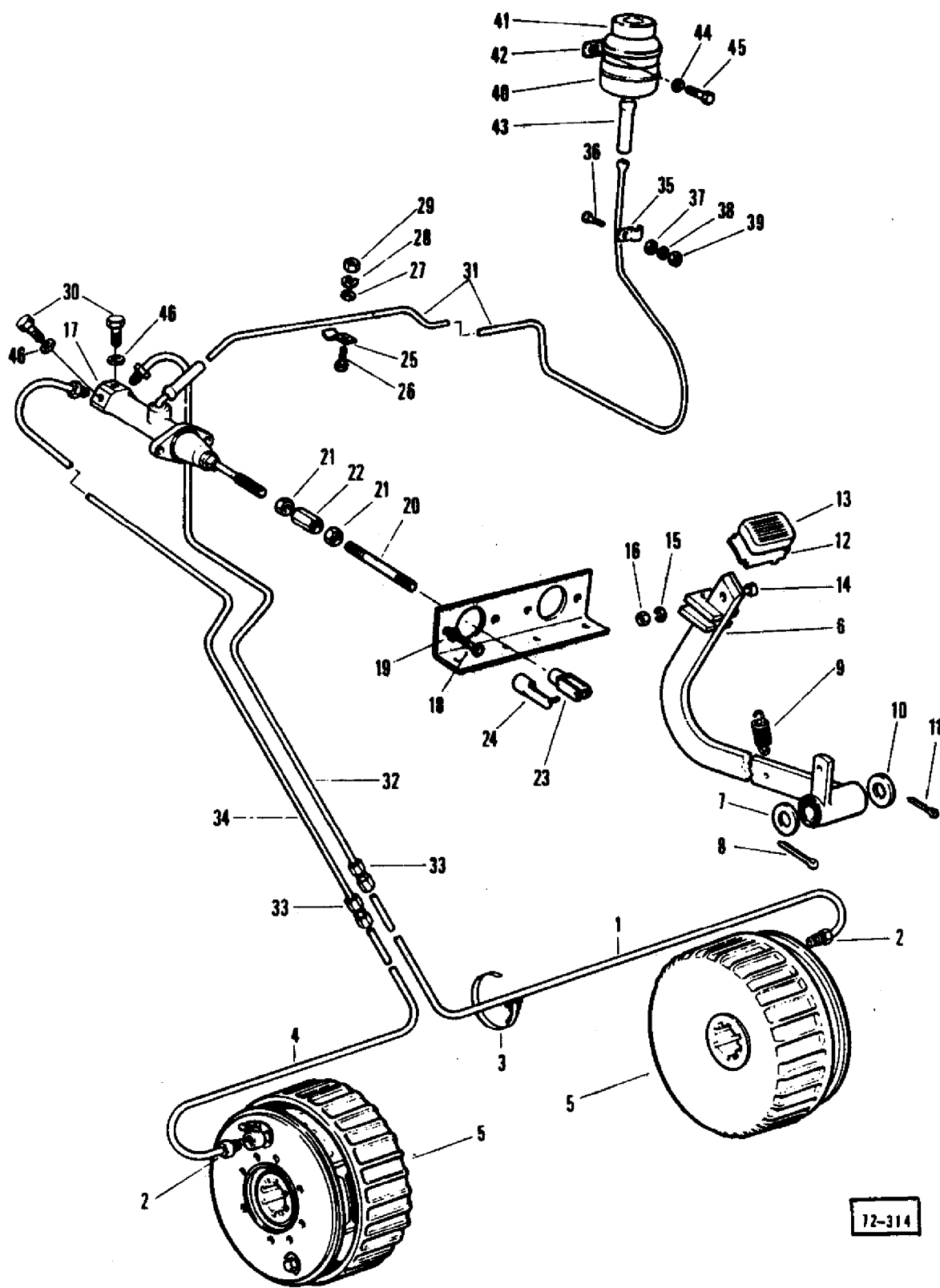
Item	Part Number	Qty	Part Description	Comments
1	418105M92	1	Axle	
2	1441535X1	2	Plug	
3	391312X1	2	Gasket	
4	417128M1	4	Washer	
5	1440478X1	4	Circlip	
6	609683M1	2	Spacer	
7	417213M1	2	Bush	
8	418134M1		Housing	(A)
	418788M1	2	Bearing Carrier	(B)
9	1440990X1	12	Washer	
10	1442210X1	12	Bolt Metric	
11	418135M1	2	Housing	
12	391369X1	4	Bolt Metric	
13	609684M1	2	Pinion	Number of Teeth/Splines: 12
14	338642X1	2	Washer	
	1442334X1	2	Bolt	
15	1725302M91	2	Housing	
16	339666X1	28	Screw Metric	
17	390262X1	28	Washer	
18	1441462X1	28	Locknut	
19	416955M1	2	Gear	Number of Teeth/Splines: 63
20	390764X1	12	Washer Metric	
21	339442X1	12	Bolt Metric	
22	416954M1	2	Joint	
23	1701153M1	4	Washer	
24	1724689M1	2	Hub	
25	339440X1	2	Bearing	
26	339439X1	2	Bearing	
27	391309X1	2	Washer Metric	
28	339040X1	2	Pin	
29	390761X1	2	Nut Metric	
30	390851X1	12	Stud	
31	339448X1	12	Washer	
32	339447X1	12	Nut Metric	
33	1724692M1	2	Cap	
34	1724691M1	2	Gasket	
35	339374X1	12	Lock Washer	
36	339761X1	12	Screw Metric	
37	403185M1	2	Retainer	

38	339337X1	6	Screw Metric	
39	339817X1	6	Washer Metric	
40	339374X1	6	Lock Washer	
41	339169X1	6	Nut Metric	
42	339494X1	2	Plug	
43	390202X1	2	Seal	
44	416956M1	2	Plug	
45	390202X1	2	Seal	
46	190729M91	2	Breather	
47	1724286M1	2	Gasket	
48		1	Transmission	See Page/Reference Number 11
49		2	Brake	See Page/Reference Number 151/152
50	1440990X1	12	Washer	(A)
	339374X1	16	Lock Washer	(B)
51	1441701X1	12	Screw Metric	(A)
	1441000X1	16	Screw Metric	(B)
	339374X1	16	Lock Washer	(B)
	1440990X1	12	Washer	(A)
52	413289M1	2	Rim	10 X 28
	413797M1	2	Wheel	12 X 36
	413286M2	2	Wheel	14 X 20
53	1725304M1	2	Joint	
54		1		Not Serviced, Order 56
55		1		Not Serviced, Order 56
56	1628824M91	1	Shaft	Right Hand
57	1628825M91	1	Shaft	Left Hand
				(A)
				USED WITH SINGLE WHEEL BRAKE
				(B)
				USED WITH STANDARD BRAKE

FUSSBREMSE

FOOTBRAKE

PEDALES DE FREIN



72-314

AGCO Corporation
Parts List Report

Massey Ferguson (Europe)
MF 206 COMBINE
Page 155 - FOOTBRAKE - STANDARD

Item	Part Number	Qty	Part Description	Comments
				STANDARD
1	916672M1	1	Brake	Right Hand
2	390835X1	2	Bolt	
3	410403M1	4	Band	
	412502M1	4	Clamp	700MM
4	916660M91	1	Tube	Left Hand
5	414506M1	2	Brake	(A)
	412498M1	2	Brake	(B)
6	418637M91	1	Lever	
7	391393X1	1	Washer Metric	
8	391428X1	1	Pin	
9	417134M1	1	Spring	
10	391393X1	1	Washer Metric	
11	391428X1	1	Pin	
12	1603393M91	1	Skid	
13	1603394M91	1	Cap	
14	339451X1	1	Screw Metric	
15	339376X1	1	Lock Washer	
16	339402X1	1	Nut Metric	
17	418644M1	1	Cylinder	See Page/Reference Number 163
18	339123X1	2	Screw Metric	
19	339374X1	2	Lock Washer	
20	391240X1	1	Stud	
21	339433X1	2	Nut Metric	
22	418654M1	1	Pipe	
23	390094X1	1	Clevis	
24	391373X1	1	Pin	
25	405203M1	1	Clip	
26	339124X1	1	Screw Metric	
27	391166X1	1	Washer Metric	
	390048X1	1	Washer Metric	
28	339374X1	1	Lock Washer	
29	339169X1	1	Nut Metric	
30	1440994X1	2	Plug	
31	418648M1	1	Tube	
32	1603428M91	1	Tube	
33	390835X1	2	Bolt	
34	1603430M91	1	Tube	
35	405203M1	1	Clip	

36	339043X1	1	Screw Metric
37	391166X1	1	Washer Metric
38	339374X1	1	Lock Washer
39	339169X1	1	Nut Metric
40	418646M1	1	Container
41	1701394M91	1	Plug
	1701396M1	1	Gasket
42	1701395M1	1	Clamp
43	1701393M1	1	Hose
44	339375X1	2	Lock Washer
45	391074X1	2	Screw Metric
46	1440993X1	2	Seal

(A)

ALTERNATIVE, WITH 412498M1 FOR REPAIRS USE
SAME MAKE

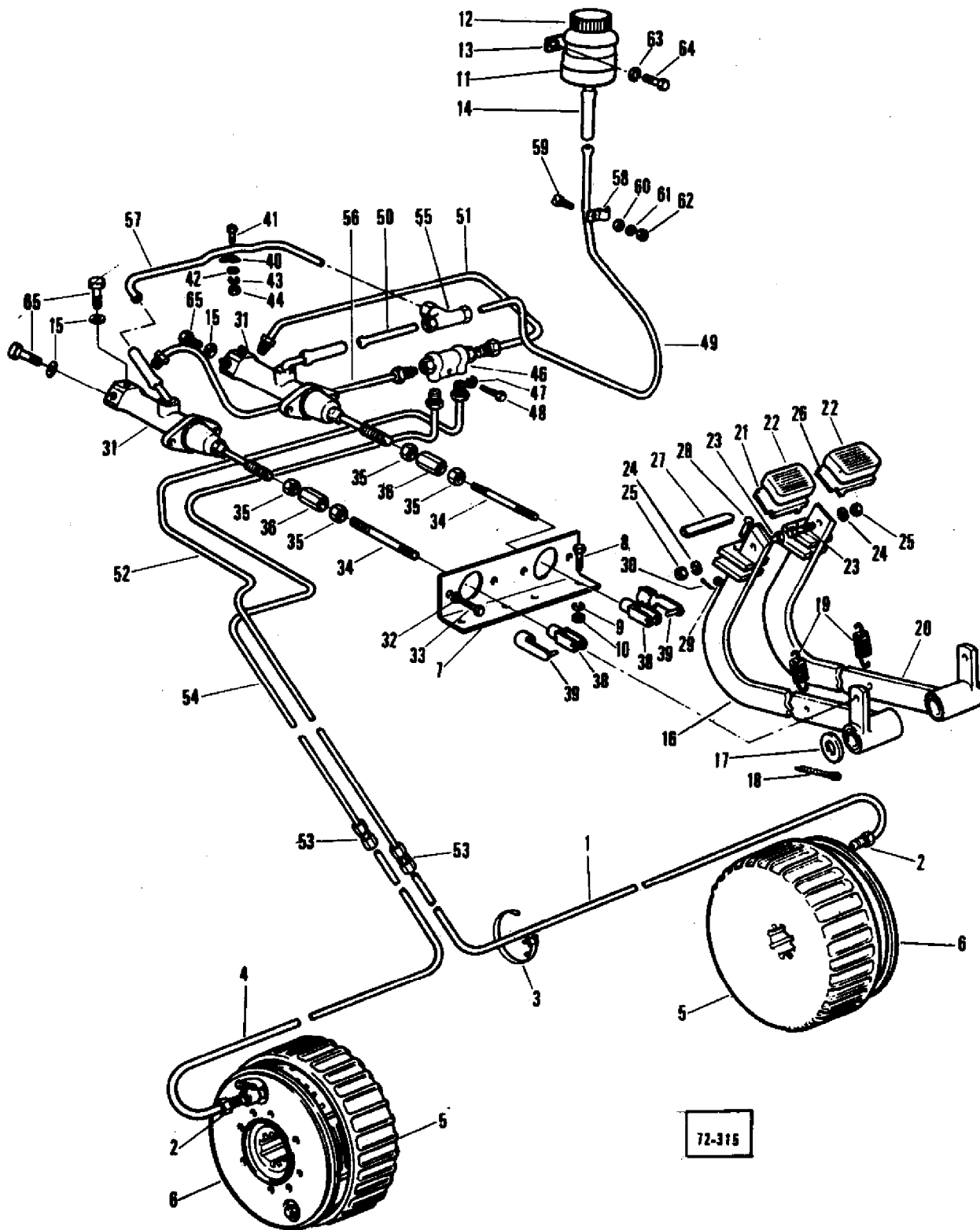
(B)

ALTERNATIVE WITH 414506M1 FOR REPAIRS USE
SAME MAKE

FUSSBREMSE
(EINZELRAD)

FOOTBRAKE
(SINGLE WHEEL)

PEDALES DE FREIN
(ROUE INDIVIDUELLE)



72-315

AGCO Corporation
Parts List Report

Massey Ferguson (Europe)

MF 206 COMBINE

Page 159 - FOOTBRAKE - SINGLE WHEEL

Item	Part Number	Qty	Part Description	Comments
1	916672M1	1	Brake	Right Hand
2	390835X1	2	Bolt	
3	410403M1	4	Band	700MM
	412502M1	4	Clamp	
4	916660M91	1	Tube	Left Hand
5	418132M1	2	Drum	
6	412498M1	2	Brake	(A)
	1720018M1	2	Brake	(B)
7	417073M1	1	Reinforcement	(C)
8	339124X1	3	Screw Metric	(C)
9	339374X1	3	Lock Washer	(C)
10	339169X1	3	Nut Metric	(C)
11	418646M1	1	Container	
12	1701394M91	1	Plug	
	1701396M1	1	Gasket	
13	1701395M1	1	Clamp	
14	1701393M1	1	Hose	
15	1440993X1	6	Seal	
16	418637M91	1	Lever	
17	391393X1	1	Washer Metric	
18	391428X1	1	Pin	
19	417134M1	2	Spring	
20	418640M91	1	Lever	Right Hand
21	1603474M91	1	Pedal	
22	1603475M1	2	Cap	
23	339451X1	2	Screw Metric	
24	339376X1	2	Lock Washer	
25	339402X1	2	Nut Metric	
26	1603473M91	1	Pedal	
27	417069M1	1	Lever	
28	391257X1	1	Pin	
29	391388X1	1	Washer Metric	
30	390739X1	1	Pin	
31	418644M1	2	Cylinder	See Page/Reference Number 163
32	339374X1	4	Lock Washer	
33	339123X1	4	Screw Metric	
34	391240X1	2	Stud	

35	339433X1	4	Nut Metric	
36	418645M1	2	Spacer	
38	390094X1	2	Clevis	
39	391373X1	2	Pin	
40	405203M1	1	Clip	
41	339123X1	1	Screw Metric	
42	391166X1	1	Washer Metric	
	390048X1	1	Washer Metric	
43	339374X1	1	Lock Washer	
44	339169X1	1	Nut Metric	
45	417860M1	1	Pressure Valve	
47	339374X1	1	Lock Washer	
48	339228X1	1	Screw Metric	
49	418651M1	1	Tube	
50	418652M1	1	Tube	
51	418653M1	1	Pipe	
	621157M91	1	Pipe	(C)
52	1603421M91	1	Pipe	
	1603990M91	1	Pipe	(C)
53	390813X1	2	Connection	
54	1603426M91	1	Tube	
	1603992M91	1	Pipe	(C)
55	1440995X1	1	Connection	
56	418655M1	1	Pipe	
	621384M91	1	Pipe	
57	418657M91	1	Pipe	
58	405203M1	1	Clip	
59	339043X1	1	Screw Metric	
60	391166X1	1	Washer Metric	
61	339374X1	1	Lock Washer	
62	339169X1	1	Nut Metric	
63	339375X1	2	Lock Washer	
64	339359X1	2	Screw Metric	
65	1440994X1	6	Plug	

(A)

ALTERNATIVE WITH 1720018M1 FOR REPAIRS USE
SAME MAKE

(B)

ALTERNATIVE WITH 412498M1

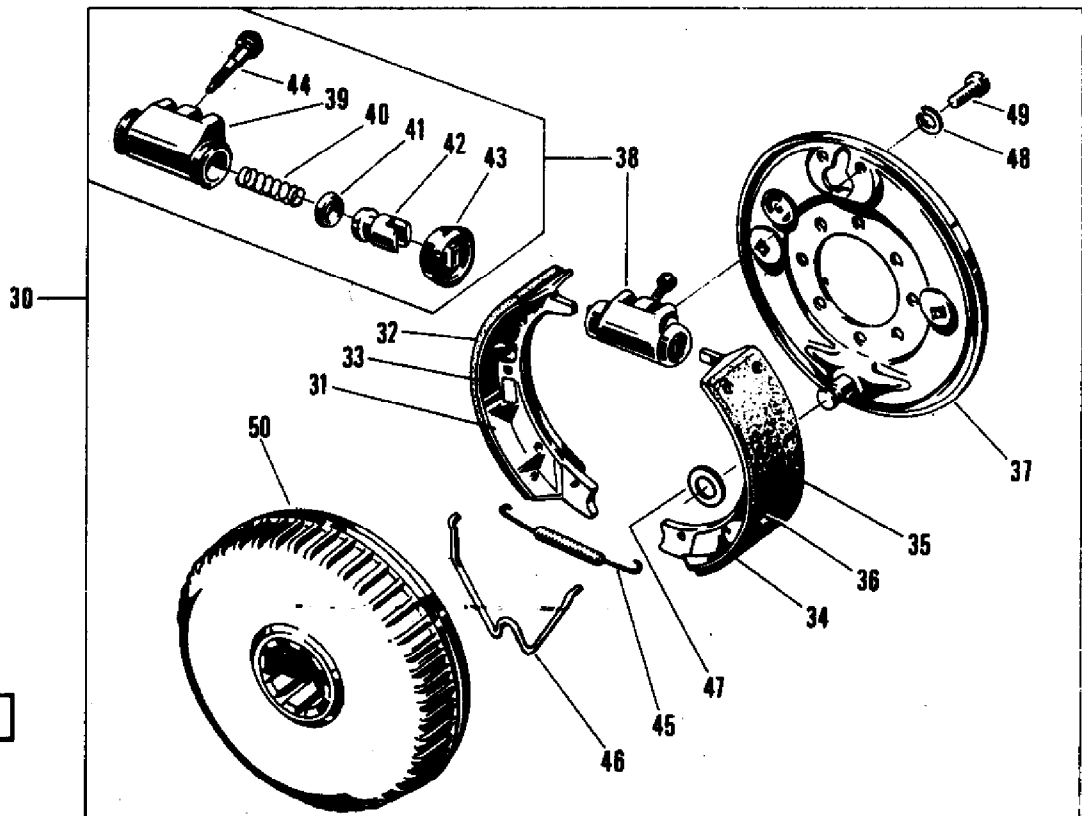
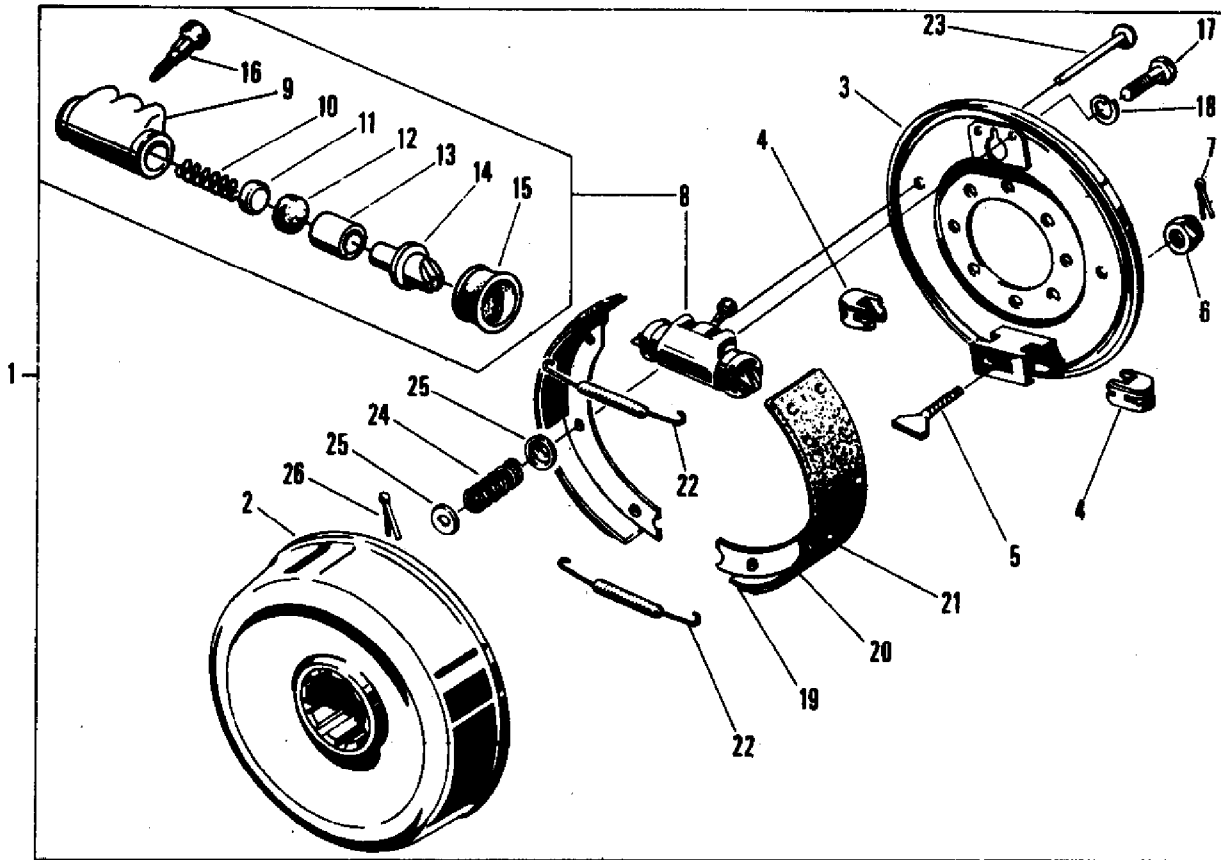
(C)

FINLAND

TROMMELBREMSE
(für standardbremse)

DRUM BRAKE
(For standard brake)

FREIN TAMBOUR
(Pour frein standard)



72-318

AGCO Corporation
Parts List Report

Massey Ferguson (Europe)

MF 206 COMBINE

Page 160 - DRUM BRAKE - FOR STANDARD BRAKE

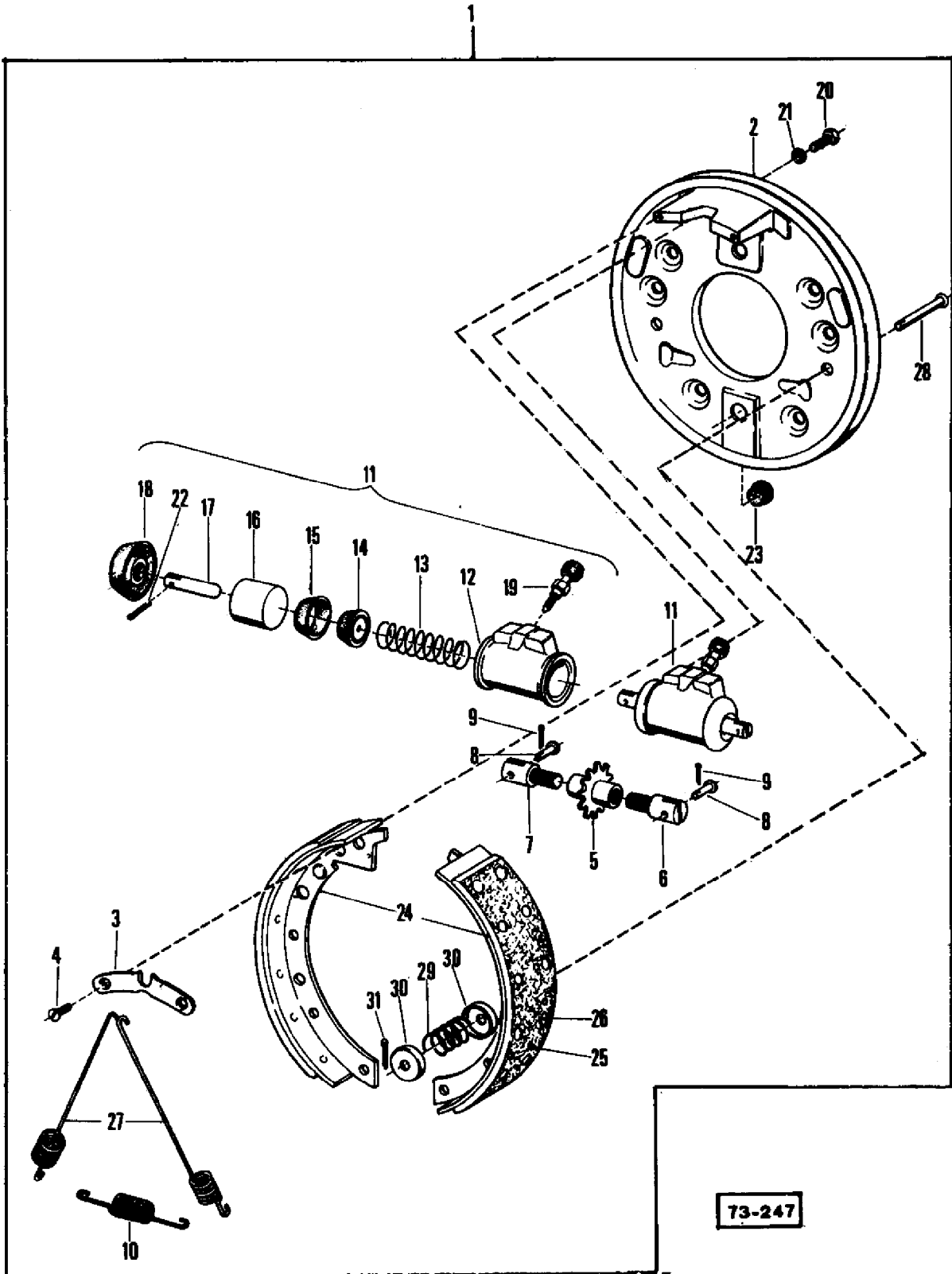
Item	Part Number	Qty	Part Description	Comments
				FOR STANDARD BRAKE 414506M1 KNOTT
1	414506M1	1	Brake	
2	1701023M1	1	Drum	
3	1701024M91	1	Flange	
4	1701028M1	2	Cleat	
5	1701029M1	1	Spanner	
6	390881X1	1	Nut Metric	
7	391401X1	1	Pin	
8	1701030M91	1	Cylinder	
9		1		Not Serviced, Order 1701030M91
10	1700871M1	1	Spring	
11	1701040M1	2	Seat	
12	1701041M1	2	Ring	
13	1701042M1	2	Piston	
14	1701043M1	2	Clevis Pin	
15	1701044M1	2	Cap	
16	1700875M1	1	Breather	
17	339666X1	2	Screw Metric	
18	391130X1	2	Washer	
19	1701031M91	2	Brake Shoe	
20	1701033M1	1	Facing	
21	391131X1	7	Rivet	
22	1701034M1	2	Spring	
23	1701035M1	2	Pin	
24	1701036M1	2	Spring	
25	1701037M1	4	Cover	
26	391132X1	2	Pin	
				412498M1 PERROT
30	412498M1	1	Brake	
31	1700865M91	1	Shoe	
32	1700866M1	1	Lining	
33	390904X1	14	Rivet	
34	1700867M91	1	Shoe	
35	1700866M1	1	Lining	
36	390904X1	14	Rivet	
37	1700868M1	1	Flange	
38	1700869M91	1	Cylinder	
39		1		Not Serviced, Order 1700869M91

40	1700871M1	1	Spring
41	1700872M1	2	Ring
42	1700873M1	2	Piston
43	1700874M1	2	Cap
44	1700875M1	1	Breather
45	1700876M1	1	Spring
46	1700877M1	1	Spring
47	1700878M1	1	Washer
48	390902X1	2	Washer
49	390903X1	2	Screw Metric
50	1700880M1	1	Drum

TROMMELBREMSE KNOTT
(für einzelradbremse)

DRUM BRAKE KNOTT
(for single wheel brake)

FREIN TAMBOUR KNOTT
(pour frein a roue individuelle)



AGCO Corporation
Parts List Report

Massey Ferguson (Europe)

MF 206 COMBINE

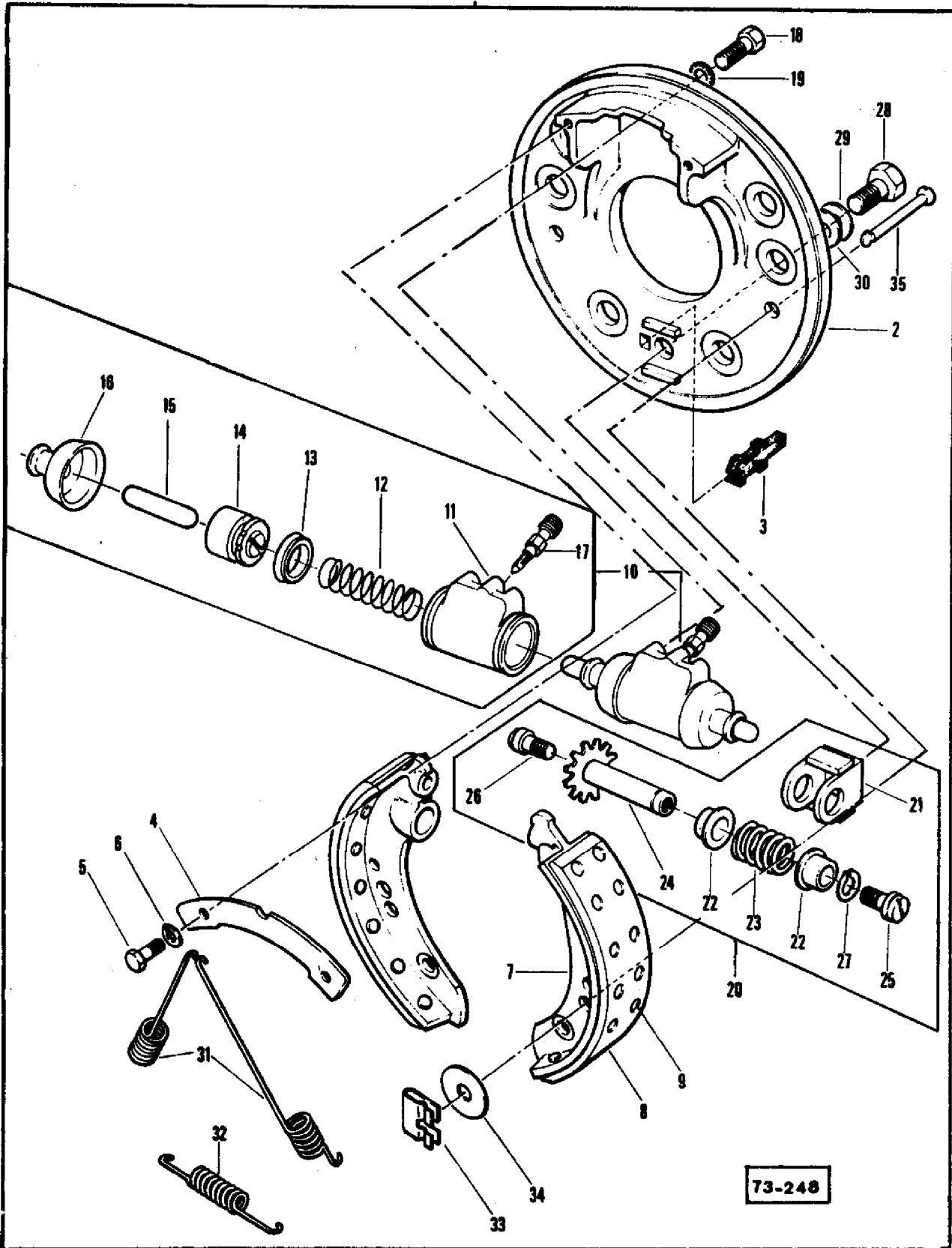
Page 163 - DRUM BRAKE - KNOTT (FOR SINGLE WHEEL BRAKE)

Item	Part Number	Qty	Part Description	Comments
				KNOTT (FOR SINGLE WHEEL BRAKE)
1	1720018M1	1	Brake	
2	1701596M91	1	Plate	
3	1701598M1	1	Plate	
4	1441943X1	2	Screw Metric	
5	1701604M1	1	Pinion	
6	1701602M1	1	Screw	Left Hand
7	1701616M1	1	Pin	Right Hand
8	1701603M1	2	Pin	
9	391400X1	2	Pin	
10	1701606M1	1	Spring	
11	1701608M91	1	Cylinder	
12		1		Not Serviced, Order 1701608M91
13	1700871M1	1	Spring	
14	1701610M1	2	Seat	
15	1701611M1	2	Ring	
16	1701612M1	2	Piston	
17	1701614M1	2	Pin	
18	1701613M1	2	Cap	
19	1700875M1	1	Breather	
20	339666X1	2	Screw Metric	
21	391130X1	2	Washer	
22	339087X1	2	Pin	
23	1701599M1	1	Plug	
24	1701600M91	2	Shoe	
25	1701601M1	2	Lining	
26	1441942X1	28	Rivet	
27	1701605M1	2	Spring	
28	1701607M1	2	Pin	
29	1701036M1	2	Spring	
30	1701037M1	4	Cover	
31	391401X1	2	Pin	

TROMMELBREMSERROT
(für einzelradbremse)

BRUM BRAKE PERROT
(for single wheel brake)

FREIN TAMBOUR PERROT
(pour frein à roue individuelle)



73-248

AGCO Corporation
Parts List Report

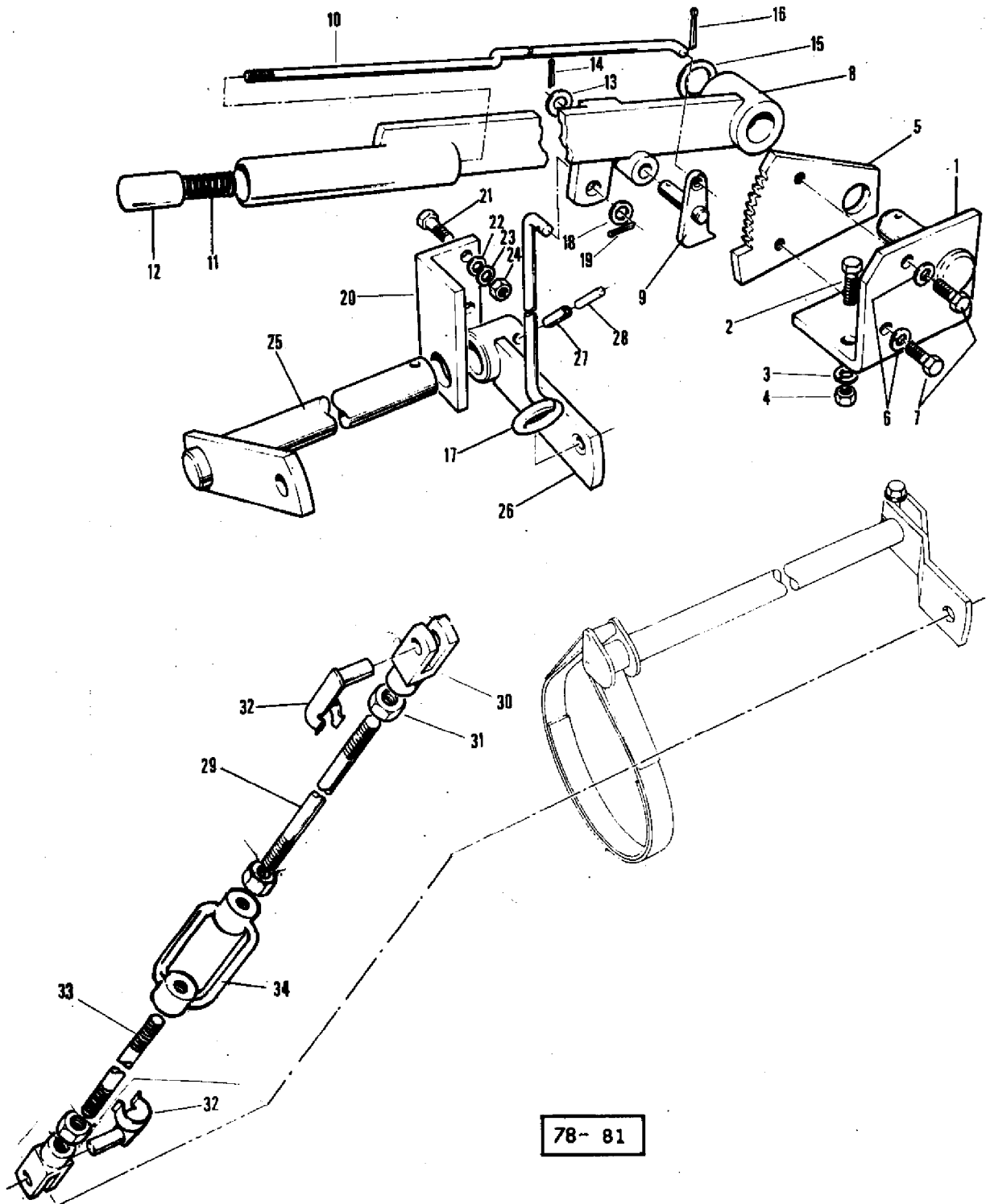
Massey Ferguson (Europe)

MF 206 COMBINE

Page 164 - DRUM BRAKE - PERROT (FOR SINGLE WHEEL BRAKE)

Item	Part Number	Qty	Part Description	Comments
				PERROT (FOR SINGLE WHEEL BRAKE)
1	418133M1	1	Brake	
2	1701397M1	1	Plate	
3	1701398M1	1	Plug	
4	1701399M1	1	Plate	
5	391074X1	2	Screw Metric	
6	339375X1	2	Lock Washer	
7	1701400M91	2	Shoe	
8	1701401M1	1	Lining	
9	1441205X1	14	Rivet	
10	1701402M91	1	Cylinder	
11		1		Not Serviced, Order 1701402M91
12	1700871M1	1	Spring	
13	1701403M1	2	Ring	
14	1701404M1	2	Piston	
15	1701405M1	2	Pin	
16	1700888M1	2	Boot	
17	1700875M1	1	Breather	
18	339666X1	2	Screw Metric	
19	1441206X1	2	Lock Washer	
20	1701406M1	1	Adjuster	
21	1701407M1	1	Housing	
22	1701408M1	2	Bush	
23	1701409M1	1	Spring	
24	1701410M1	1	Nut	
25	1701411M1	1	Bolt	Left Hand
26	1701412M1	1	Bolt	Right Hand
27	339069X1	1	Circlip	
28	339081X1	1	Screw Metric	
29	391363X1	1	Washer	
30	390734X1	1	Washer Metric	
31	1701413M1	2	Spring	
32	1701414M1	1	Spring	
33	1701415M1	2	Spring	
34	1701416M1	2	Washer	
35	1701417M1	2	Pin	

HANDBREMSANLAGE
HANDBRAKE
FREIN A MAIN

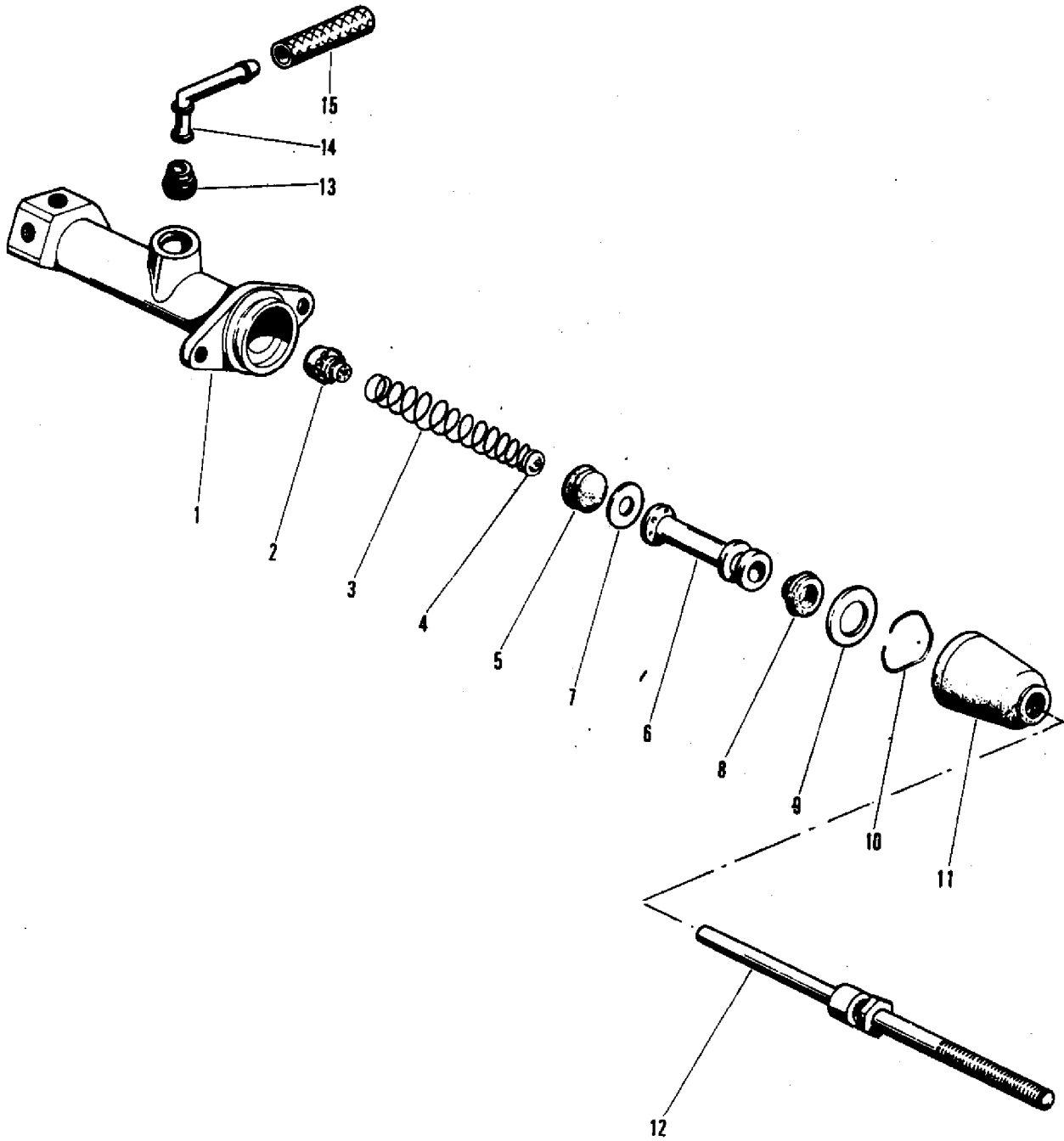


AGCO Corporation
Parts List Report

Massey Ferguson (Europe)
MF 206 COMBINE
Page 167 - HANDBRAKE

Item	Part Number	Qty	Part Description	Comments
1	418614M91	1	Angle	
2	339123X1	3	Screw Metric	
3	339374X1	3	Lock Washer	
4	339169X1	3	Nut Metric	
5	418616M1	1	Quadrant	
6	339374X1	2	Lock Washer	
7	339124X1	2	Screw Metric	
8	418617M91	1	Lever	
9	418621M91	1	Handle	
10	418618M1	1	Rod	
11	402000M1	1	Spring	
12	401998M1	1	Button	
13	339024X1	1	Washer Metric	
14	339087X1	1	Pin	
15	1440301X1	1	Washer Metric	
16	339133X1	1	Pin	
17	418622M1	1	Rod	
18	391380X1	1	Washer Metric	
19	339087X1	1	Pin	
20	418623M1	1	Bearer	
21	339761X1	1	Screw Metric	
22	391166X1	1	Washer Metric	
23	339374X1	2	Lock Washer	
24	339169X1	2	Nut Metric	
25	418624M91	1	Shaft	
26	418627M91	1	Lever	
27	339071X1	1	Pin	
28	1440911X1	1	Pin	
29	1629043M1	1	Draglink	
30	339654X1	2	Yoke	
31	339169X1	3	Nut Metric	
32	391359X1	2	Pin	
33	1629044M1	1	Draglink	
34	1441789X1	1	Tensioner	

HAUPTBREMSZYLINDER
MASTER CYLINDER
CYLINDRE PRINCIPAL

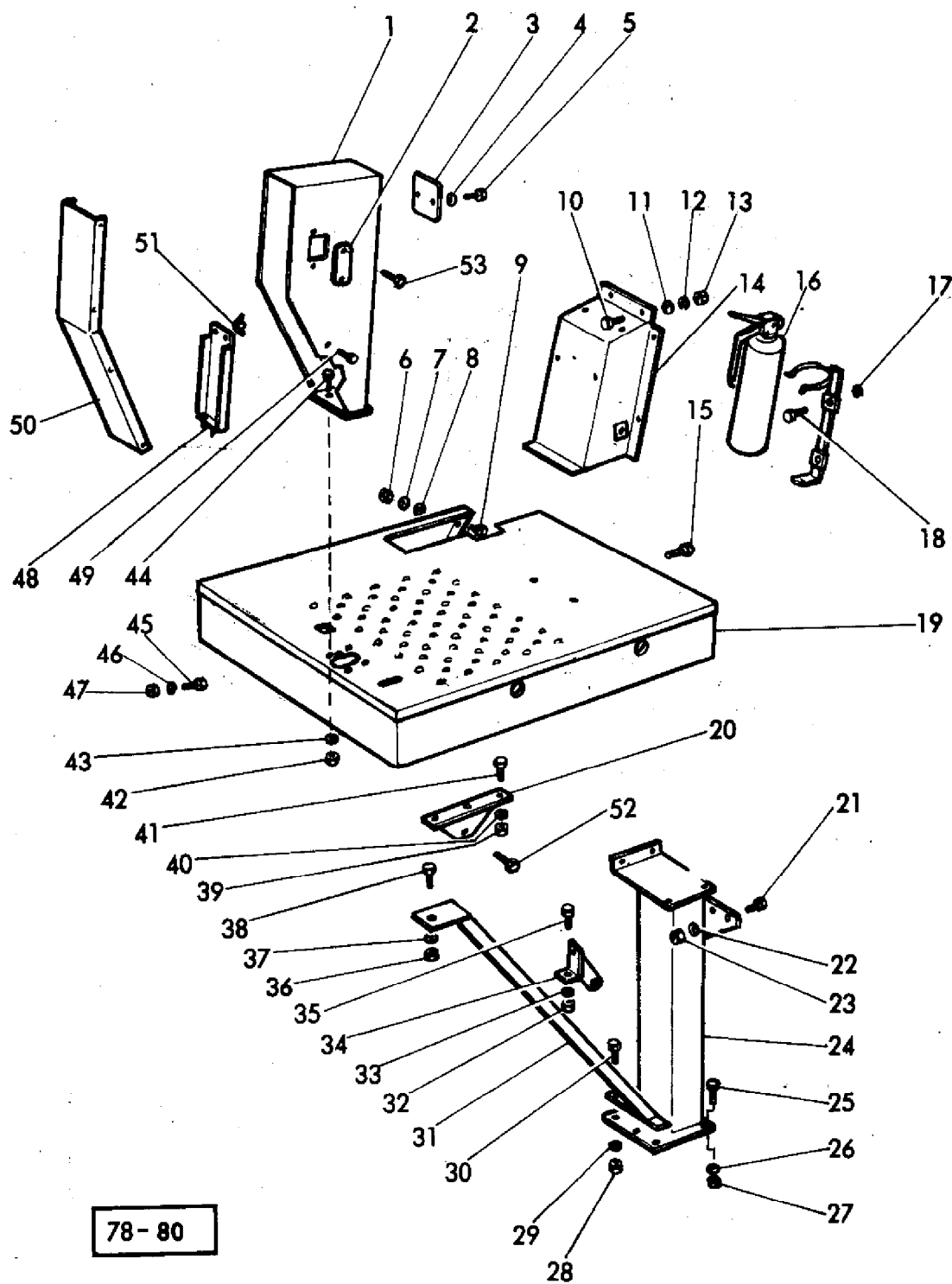


AGCO Corporation
Parts List Report

Massey Ferguson (Europe)
MF 206 COMBINE
Page 168 - MASTER CYLINDER

Item	Part Number	Qty	Part Description	Comments
	418644M1	1	Cylinder	
		1		Not Serviced, Order 418644M1
2	1701380M1	1	Valve	
3	1701381M91	1	Spring	
4	1701382M1	1	Seat	
5	1701383M1	1	Seal	
6	1701384M91	1	Piston	
7	1701385M1	1	Washer	
8	1701386M1	1	Seal	
9	1701387M1	1	Washer	
10	1701388M1	1	Ring	
11	1701389M1	1	Cap	
12	1701390M1	1	Rod	
13	1701391M1	1	Plug	
14	1701392M1	1	Elbow	
15	1701393M1	1	Hose	

FAHRERSTAND
OPERATORS PLATFORM
PLATE FORME DE CONDUITE



78-80

AGCO Corporation
Parts List Report

Massey Ferguson (Europe)

MF 206 COMBINE

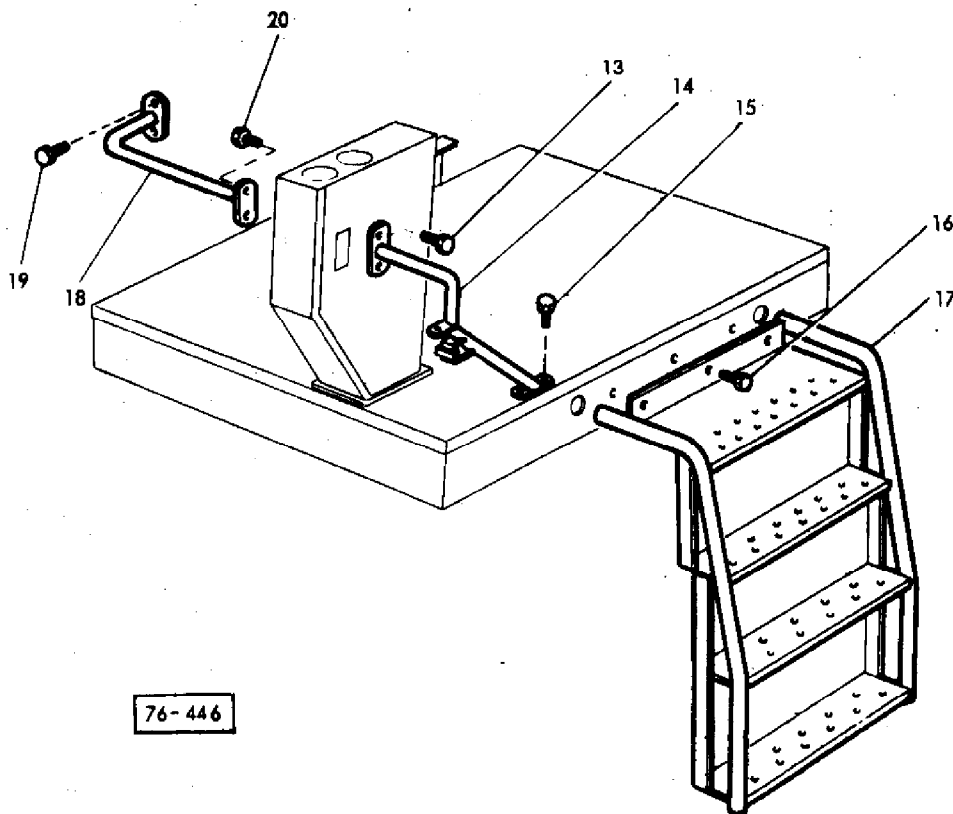
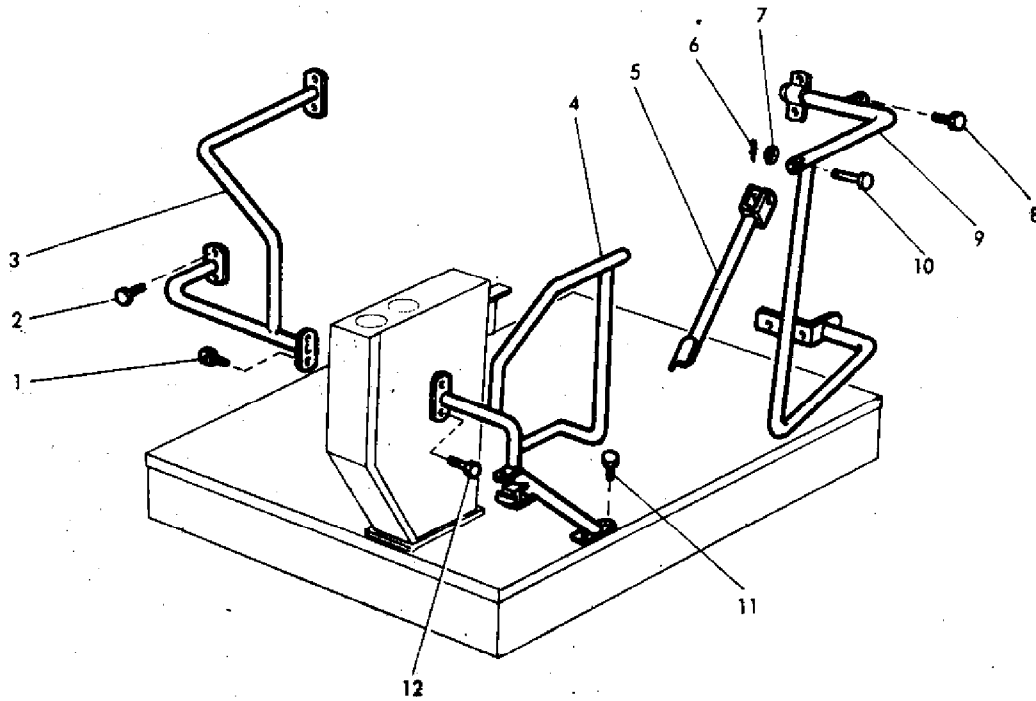
Page 171 - OPERATORS PLATFORM

Item	Part Number	Qty	Part Description	Comments
1	1603629M92	1	Housing	(A)
	1628669M91	1	Housing	(B)
2	621363M2	2	Dust Shield	(A)
3	418658M1	1	Plate	(A)
4	339375X1	2	Lock Washer	(A)
5	391074X1	2	Screw Metric	(A)
6	339169X1	2	Nut Metric	(A)
7	339374X1	2	Lock Washer	(A)
8	391166X1	3	Washer Metric	(A)
9	339124X1	1	Screw Metric	(A)
10	390379X1	8	Bolt Metric	(A)
11	391166X1	8	Washer Metric	(A)
12	339374X1	8	Lock Washer	(A)
13	339169X1	8	Nut Metric	(A)
14	418604M94	1	Bearer	(A)
15	339123X1	1	Screw Metric	(A)
16	1628623M91	1	Extinguisher	(A)
	1628625M1	1	Bearer	(A)
17	339375X1	2	Lock Washer	(A)
18	339150X1	2	Screw Metric	(A)
19	418566M95	1	Platform	(A)
	1722659M94	1	Platform	(B)
20	419141M91	1	Bearer	(A)
21	339081X1	7	Screw Metric	(A)
22	339376X1	7	Lock Washer	(A)
	391026X1	2	Washer	(A)
23	339402X1	7	Nut Metric	(A)
24	418561M91	1	Bearer	(A)
25	339401X1	4	Screw Metric	(A)
26	339376X1	4	Lock Washer	(A)
27	339402X1	4	Nut Metric	(A)
28	339402X1	2	Nut Metric	(A)
29	339376X1	2	Lock Washer	(A)
30	339451X1	2	Screw Metric	(A)
31	418577M91	1	Bearer	(A)
	1603900M92	1	Bearer	(B)
32	339402X1	2	Nut Metric	(A)
33	339376X1	2	Lock Washer	(A)
34	418633M91	1	Support	(A)

35	339081X1	2	Screw Metric	(A)
36	339169X1	4	Nut Metric	(A)
	339402X1	2	Nut Metric	(B)
37	339374X1	4	Lock Washer	(A)
	339376X1	2	Lock Washer	(B)
38	339123X1	4	Screw Metric	(A)
	339401X1	2	Screw Metric	(B)
39	339169X1	3	Nut Metric	(A)
40	339374X1	3	Lock Washer	(A)
41	390379X1	3	Bolt Metric	(A)
42	339402X1	2	Nut Metric	(A)
43	339376X1	2	Lock Washer	(A)
44	339401X1	2	Screw Metric	(A)
45	339124X1	3	Screw Metric	(B)
46	339374X1	3	Lock Washer	(B)
47	339169X1	3	Nut Metric	(B)
48	1628190M91	1	Door	(B)
49	391074X1	8	Screw Metric	(A)
	339375X1	8	Lock Washer	(A)
	390971X1	8	Washer Metric	(A)
	339761X1	2	Screw Metric	(B)
	390018X1	2	Bolt	(B)
	22428X	1	Lock Washer	(B)
	339374X1	3	Lock Washer	(B)
	339169X1	4	Nut Metric	(B)
50	418602M91	1	Cover	(A)
51	390265X1	2	Bolt Metric	(B)
	339375X1	2	Lock Washer	(B)
52	339123X1	1	Screw Metric	(A)
	391166X1	1	Washer Metric	(A)
	339374X1	1	Lock Washer	(A)
	339169X1	1	Nut Metric	(A)
53	338320X1	4	Screw	(A, B)

(A)
 ALL COUNTRIES
 (B)
 FINLAND - SCANDINAVIA

AUFSTIEG - GELANDER
 LADDER - RAILS
 ECHELLE - RAMBARDES



76-446

AGCO Corporation
Parts List Report

Massey Ferguson (Europe)
MF 206 COMBINE
Page 172 - LADDER RAILS

Item	Part Number	Qty	Part Description	Comments	
1	390018X1	1	Bolt	(B)	
	391166X1	2	Washer Metric	(B)	
	339374X1	1	Lock Washer	(B)	
	339169X1	1	Nut Metric	(B)	
2	339170X1	3	Screw	(B)	
	390018X1	1	Bolt	(B)	
	339024X1	2	Washer Metric	(B)	
	339374X1	4	Lock Washer	(B)	
3	339169X1	4	Nut Metric	(B)	
	1604606M91	1	Ramp	Right Hand (B)	
	4	1604608M93	1	Rail	Left Hand (B)
		5	1603272M92	1	Tie
6	390445X1	1	Pin	(B)	
7	391166X1	1	Washer Metric	(B)	
	390972X1	2	Washer Metric	(B)	
8	339170X1	1	Screw	(B)	
	339697X1	1	Washer	(B)	
	339374X1	1	Lock Washer	(B)	
	339169X1	1	Nut Metric	(B)	
9	1604613M92	1	Ramp	(B)	
10	1440942X1	1	Clevis Pin	(B)	
11	339170X1	3	Screw	(B)	
	339374X1	3	Lock Washer	(B)	
	339169X1	3	Nut Metric	(B)	
12	390018X1	1	Bolt	(B)	
	391166X1	2	Washer Metric	(B)	
	339374X1	1	Lock Washer	(B)	
	339169X1	1	Nut Metric	(B)	
13	390018X1	1	Bolt	(A)	
	391166X1	2	Washer Metric	(A)	
	339374X1	1	Lock Washer	(A)	
	339169X1	1	Nut Metric	(A)	
14	621233M92	1	Ramp	(A, C) Left Hand	
	1604609M93	1	Ramp	(A, D) Left Hand	
15	339170X1	3	Screw	(A)	

	339374X1	3	Lock Washer	(A)
	339169X1	3	Nut Metric	(A)
16	339081X1	3	Screw Metric	(A, B)
	339376X1	3	Lock Washer	(A, B)
	339402X1	3	Nut Metric	(A, B)
17	1723527M91	1	Ladder	(A, B)
18	1720358M91	1	Ramp	Right Hand
				(A)
19	339170X1	3	Screw	(A)
	339024X1	2	Washer Metric	(A)
20	390018X1	1	Bolt	(A)
	391166X1	2	Washer Metric	(A)
	339374X1	1	Lock Washer	(A)
	339169X1	1	Nut Metric	(A)

(A)

ALL COUNTRIES

(B)

FINLAND - SCANDINAVIA

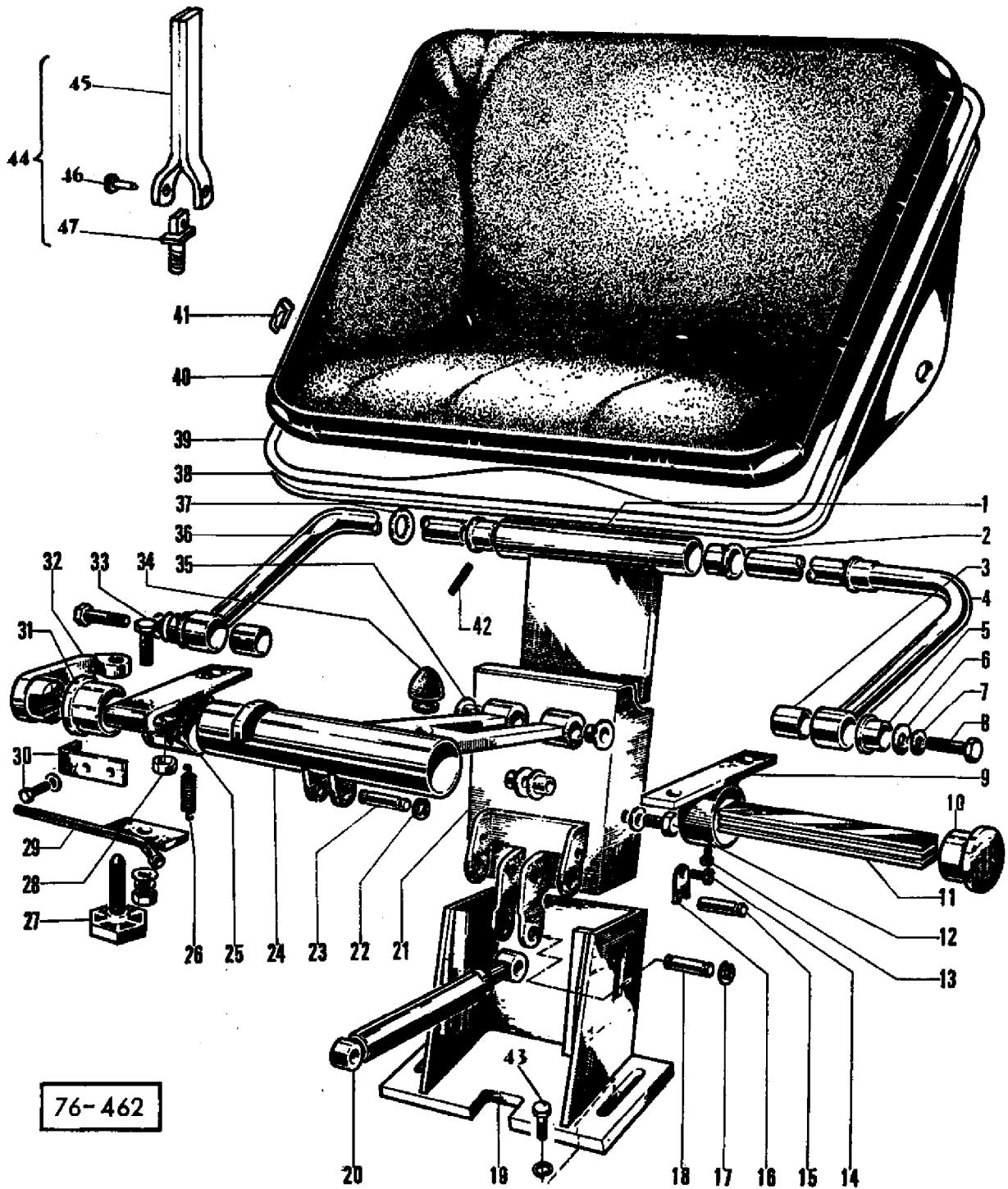
(C)

Up to Serial or Engine Number E1713704

(D)

From Serial or Engine Number E1713705

FAHRERSITZ
SEAT
SIEGE



76-462

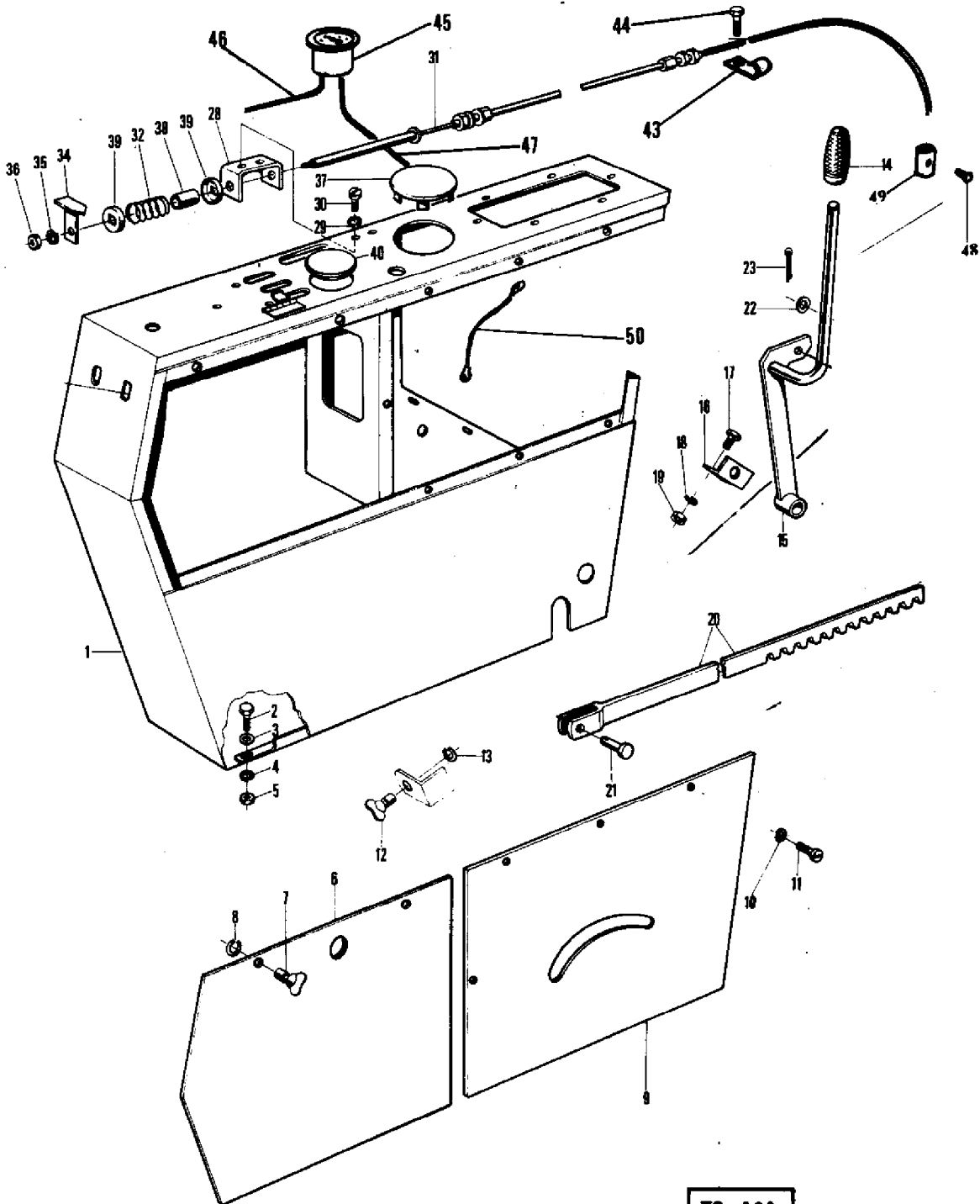
AGCO Corporation
Parts List Report

Massey Ferguson (Europe)
MF 206 COMBINE
Page 175 - SEAT

Item	Part Number	Qty	Part Description	Comments
	418608M1	1	Seat	
1	1701319M1	1	Guide	
2	1701320M1	2	Bush	
3	1701341M1	2	Spacer	
4	1701321M1	1	Pendulum	
5	1701320M1	2	Bush	
6	1701591M1	2	Washer	
7	1701592M1	2	Washer	
8	339018X1	2	Bolt Metric	
9	1701335M1	1	Bearing Assy	
10	1701336M1	1	Bush	
11	1701330M1	3	Spring	
12	339081X1	2	Screw Metric	
	390734X1	2	Washer Metric	
13	1441945X1	2	Screw Metric	
14	1441944X1	1	Screw Metric	
15	1701325M1	2	Clevis Pin	
16	1701326M1	2	Cowl	
17	391415X1	2	Circlip	
18	1701329M1	1	Clevis Pin	
19	1701316M1	1	Bearer	
20	1701328M1	1	Shock Absorber	
21	1701317M1	1	Slipper	
22	391415X1	2	Circlip	
23	1701329M1	1	Clevis Pin	
24	1701323M1	1	Pendulum	
25	1701331M1	1	Bearing Assy	
26	1701338M1	1	Spring	
27	1701337M1	1	Screw	
28	1701590M1	1	Washer	
29	1701340M1	1	Lever	
30	1701334M1	1	Anglepiece	
	1701589M1	2	Washer	
	391074X1	2	Screw Metric	
31	1701332M1	1	Bush	
32	1701333M1	1	Handle	
33	339401X1	4	Screw Metric	
	339376X1	4	Lock Washer	
	390972X1	1	Washer Metric	

	339169X1	4	Nut Metric	
34	1701327M1	1	Catch	
35	1701324M1	2	Bush	
36	1701322M1	1	Pendulum	
37	339554X1	1	Washer	
38	1701342M1	1	Shell	
39	1701593M1	1	Cushion	
40	1701594M1	1	Cover	
41	1701595M1	28	Clip	
42	339071X1	1	Pin	
43	339401X1	2	Screw Metric	
	390734X1	2	Washer Metric	
	390734X1	4	Washer Metric	(A)
44	1603982M91	2	Latch	
	1603932M91	4	Catch	(A)
45	1603980M91	2	Lever	
	1603980M91	4	Lever	(A)
46	339450X1	2	Rivet	
	339450X1	4	Rivet	(A)
47	1603981M1	2	Screw	
	1603981M1	4	Screw	(A)
				(A)
				GERMANY

GERATEKONSOLE
CONTROL PANEL
BOITE DE CONTROLE



78-101

AGCO Corporation
Parts List Report

Massey Ferguson (Europe)
MF 206 COMBINE
Page 176 - CONTROL PANEL

Item	Part Number	Qty	Part Description	Comments
1	621151M96	1	Panel	(A)
	1629091M91	1	Instrument Box	(B)
2	339761X1	6	Screw Metric	
3	339024X1	13	Washer Metric	
4	339374X1	13	Lock Washer	
5	339169X1	14	Nut Metric	
6	1604020M91	1	Cover	
7	418065M1	2	Fastener	
8	1441241X1	2	Segment	
9	1603591M91	1	Cover	
10	339375X1	4	Lock Washer	
11	391074X1	4	Screw Metric	
12	418065M1	1	Fastener	
13	786051M2	1	Cup	
14	403262M1	1	Handle	
15	418075M92	1	Lever	
16	418078M1	1	Anglepiece	
17	339124X1	2	Screw Metric	
18	339374X1	2	Lock Washer	
19	339169X1	2	Nut Metric	
20	418794M91	1	Rack	
21	339791X1	1	Pin	
22	339534X1	1	Washer Metric	
23	391401X1	1	Pin	
28	418082M91	1	Bracket	
29	339375X1	2	Lock Washer	
30	391074X1	2	Screw Metric	
31	1721655M1	1	Cable	
32	1706055M1	1	Spring	
34	1721993M91	1	Pointer	
35	339375X1	1	Lock Washer	
36	339030X1	1	Nut Metric	
37	418072M91	1	Cap	
38	1721996M1	1	Tube	
39	1721997M1	2	Washer	
43	401864M1	1	Bridle	
44	339123X1	8	Screw Metric	
	339169X1	1	Nut Metric	
	339374X1	1	Lock Washer	

45	621953M1	1	Meter
46	621070M2	1	Harness
47	621071M1	1	Wire
48	390990X1	1	Screw Metric
49	609750M1	1	Grommet
50	911842M1	1	Cable

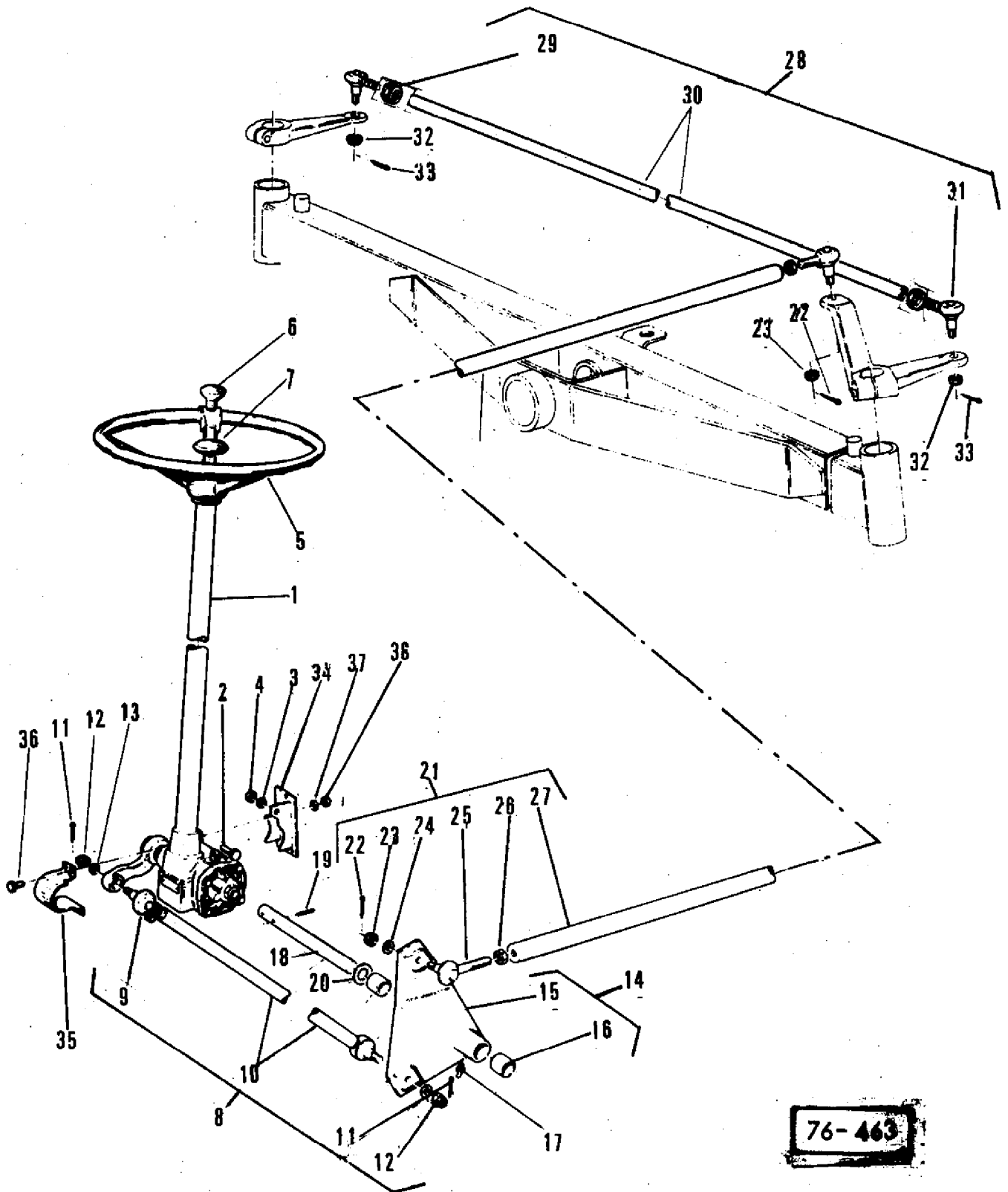
(A)

Up to Serial or Engine Number G17307.00

(B)

From Serial or Engine Number G17.307.01

LENKUNG UND LENKGESTANGE
STEERING GEAR AND STEERING CARRIAGE
DIRECTION ET TIGES DE DIRECTION



76-463

AGCO Corporation
Parts List Report

Massey Ferguson (Europe)

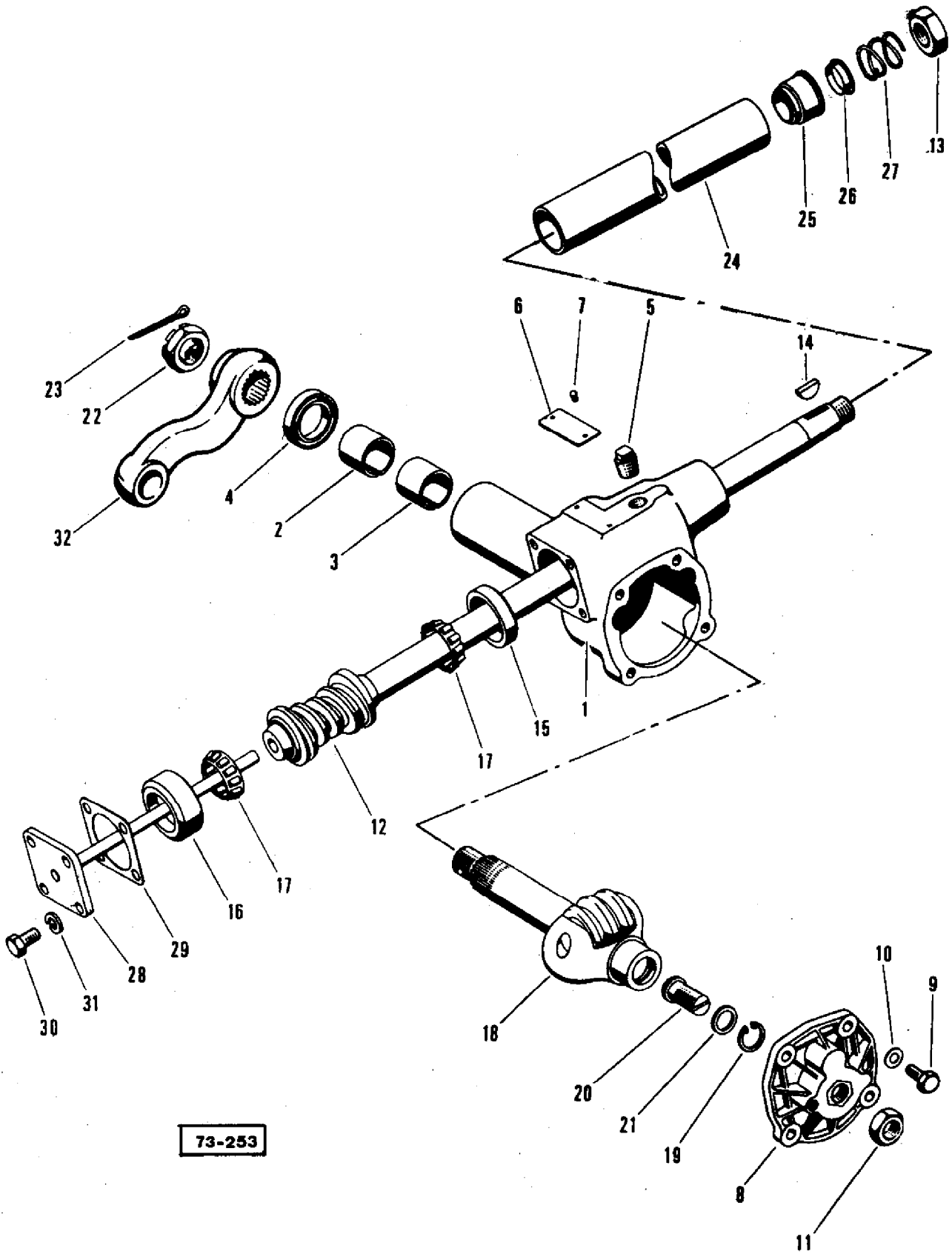
MF 206 COMBINE

Page 179 - STEERING GEAR AND STEERING CARRIAGE

Item	Part Number	Qty	Part Description	Comments
1	417942M1	1	Gear	See Page/Reference Number 180
2	339814X1	1	Screw Metric	
3	339376X1	1	Lock Washer	
4	339402X1	1	Nut Metric	
5	417943M1	1	Wheel	
6	417944M1	1	Handle	
7	415918M1	1	Cap	
8	419088M1	1	Rod	
9	1440831X1	1	Toggle	
10		1		Not Serviced, Order 8
11	390447X1	2	Pin	
12	1441061X1	2	Nut Metric	
13	339763X1	2	Washer	
14	417946M91	1	Lever	
15		1		Not Serviced, Order 14
16	417950M1	2	Bush	
17	339003X1	1	Greaser	
18	417951M1	1	Axle	
19	339055X1	1	Pin	
20	339528X1	4	Washer	
21	417952M91	1	Rod	
	1604450M91	1	Rod	(A)
22	390447X1	2	Pin	
23	1441061X1	2	Nut Metric	
24	339763X1	1	Washer	
25	1440831X1	2	Toggle	
26	339617X1	2	Nut Metric	
27	417953M91	1	Rod	
28	419089M1	1	Rod	
	1604629M91	1	Bar	(A)
29	339617X1	2	Nut Metric	
30		1		Not Serviced, Order 28
31	1440831X1	2	Toggle	
32	1441061X1	2	Nut Metric	
33	390447X1	2	Pin	
34	418609M91	1	Bracket	
35	418613M1	1	Clip	
36	339337X1	4	Screw Metric	
	339123X1	1	Screw Metric	

37	339374X1	5	Lock Washer
38	339169X1	5	Nut Metric

(A)



73-253

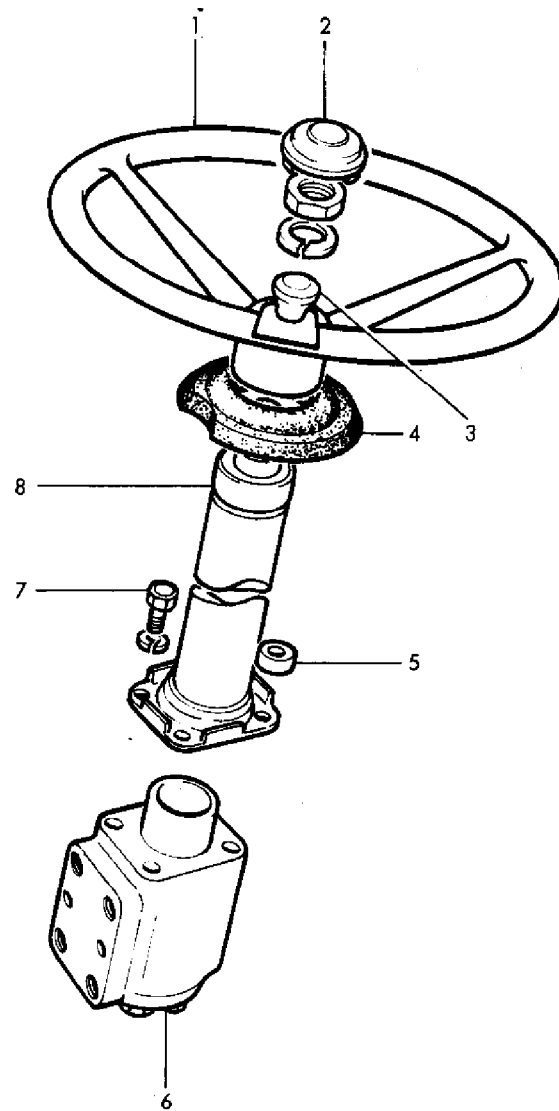
AGCO Corporation
Parts List Report

Massey Ferguson (Europe)
MF 206 COMBINE
Page 180 - STEERING BOX

Item	Part Number	Qty	Part Description	Comments
	417942M1	1	Gear	
1	1701464M91	1	Housing	
2	1700417M1	1	Bush	
3	1700418M1	1	Bush	
4	1700419M1	1	Seal	
5	1700433M1	1	Plug	
6	1700903M1	1	Plate	
7	339603X1	2	Pin	
8	1700411M1	1	Cover	
9	1700436M1	4	Bolt	
10	1700437M1	4	Washer	
11	339571X1	1	Nut Metric	
12	1701465M91	1	Spindle	
13	339592X1	1	Nut Metric	
14	390899X1	1	Key Door	
15	1700421M1	1	Race	
16	1700430M1	1	Race	
17	1700422M1	1	Bearing	
18	1701469M91	1	Shaft	
19	1700439M1	1	Circlip	
20	1700432M1	1	Bolt	
21	1700431M1	X	Shim	
	1701510M1	X	Washer	
	1701511M1	X	Shim	
	1701512M1	X	Shim	
	1701513M1	X	Shim	
	1701514M1	X	Washer	
	1701515M1	X	Shim	
	1701516M1	X	Shim	
	1701517M1	X	Shim	
22	1700435M1	1	Nut	
23	391406X1	1	Pin	
24	1701467M91	1	Tube	
25	1700423M1	1	Sleeve	
26	1700424M1	1	Ring	
27	1700425M1	1	Spring	
28	1700415M1	1	Flange	
29	1700426M1	X	Gasket	
	1700427M1	X	Gasket	

	1700428M1	X	Gasket
	1700429M1	X	Gasket
30	1700438M1	4	Bolt
31	1440313X1	4	Washer
32	1701468M1	1	Arm

LENKUNG - HYDROSTATISCHER
HYDROSTATIC - STEERING
DIRECTION HYDROSTATIQUE



AGCO Corporation
Parts List Report

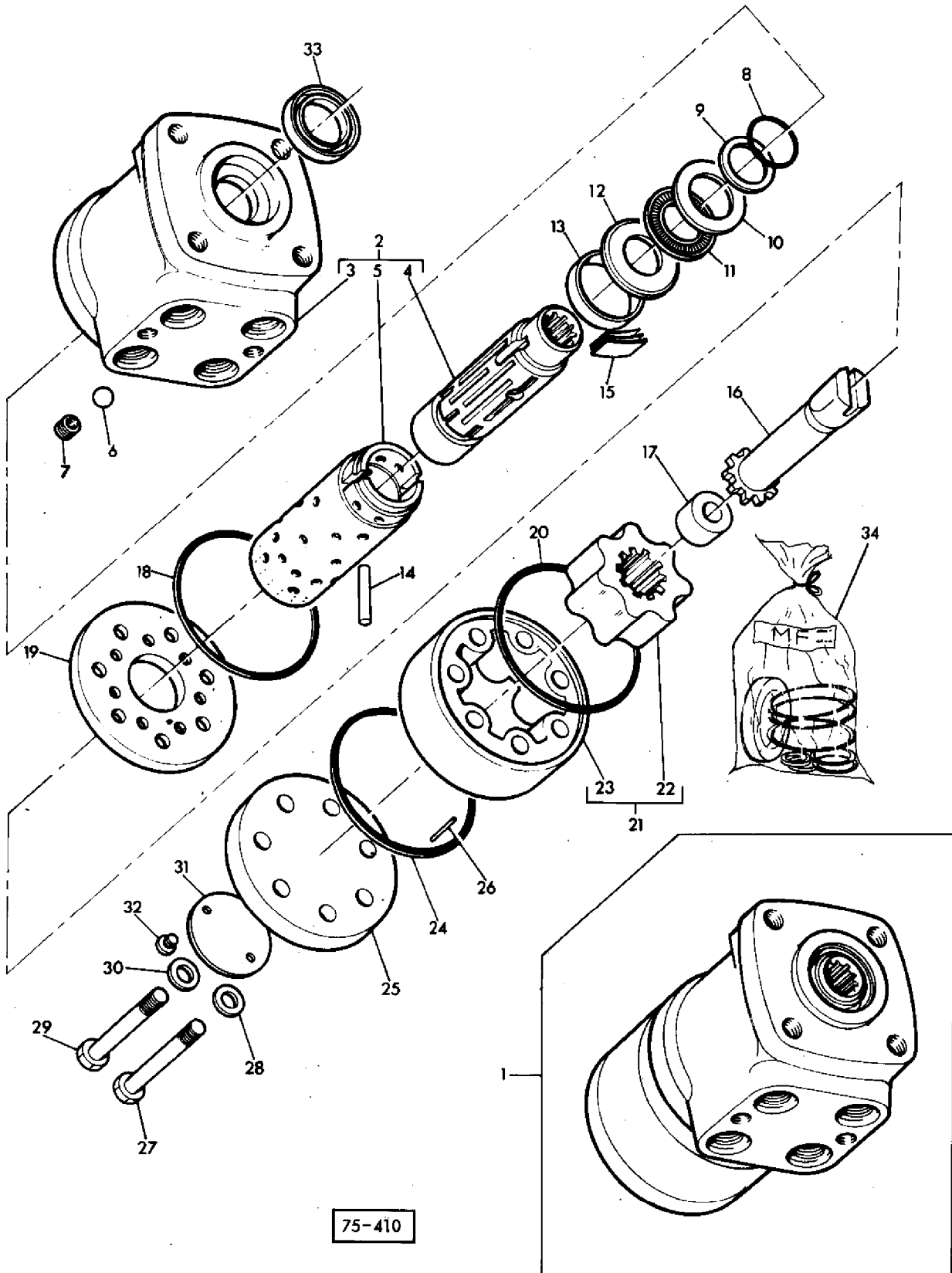
Massey Ferguson (Europe)

MF 206 COMBINE

Page 181B - HYDROSTATIC STEERING - FINLAND

Item	Part Number	Qty	Part Description	Comments
				FINLAND
1	1604566M1	1	Steering Wheel	
2	415918M1	1	Cap	
3	417944M1	1	Handle	
4	1874351M1	1	Cover	
5	1629036M1	2	Washer	
6	1611241M91	1	Gear	(A)
7	339689X1	2	Bush	
	353693X1	2	Screw Unc	
	353434X1	4	Lock Washer	
8	1604477M1	1	Column	(A)
				See Page/Reference Number 181C

LENKUNG - HYDROSTATISCHES LENKSTEUERVENTIL HYDROSTATISCHER
STEERING UNIT ORBITROL HYDROSTATIC
BLOC DIRECTION ORBITROL HYDROSTATIQUE



AGCO Corporation
Parts List Report

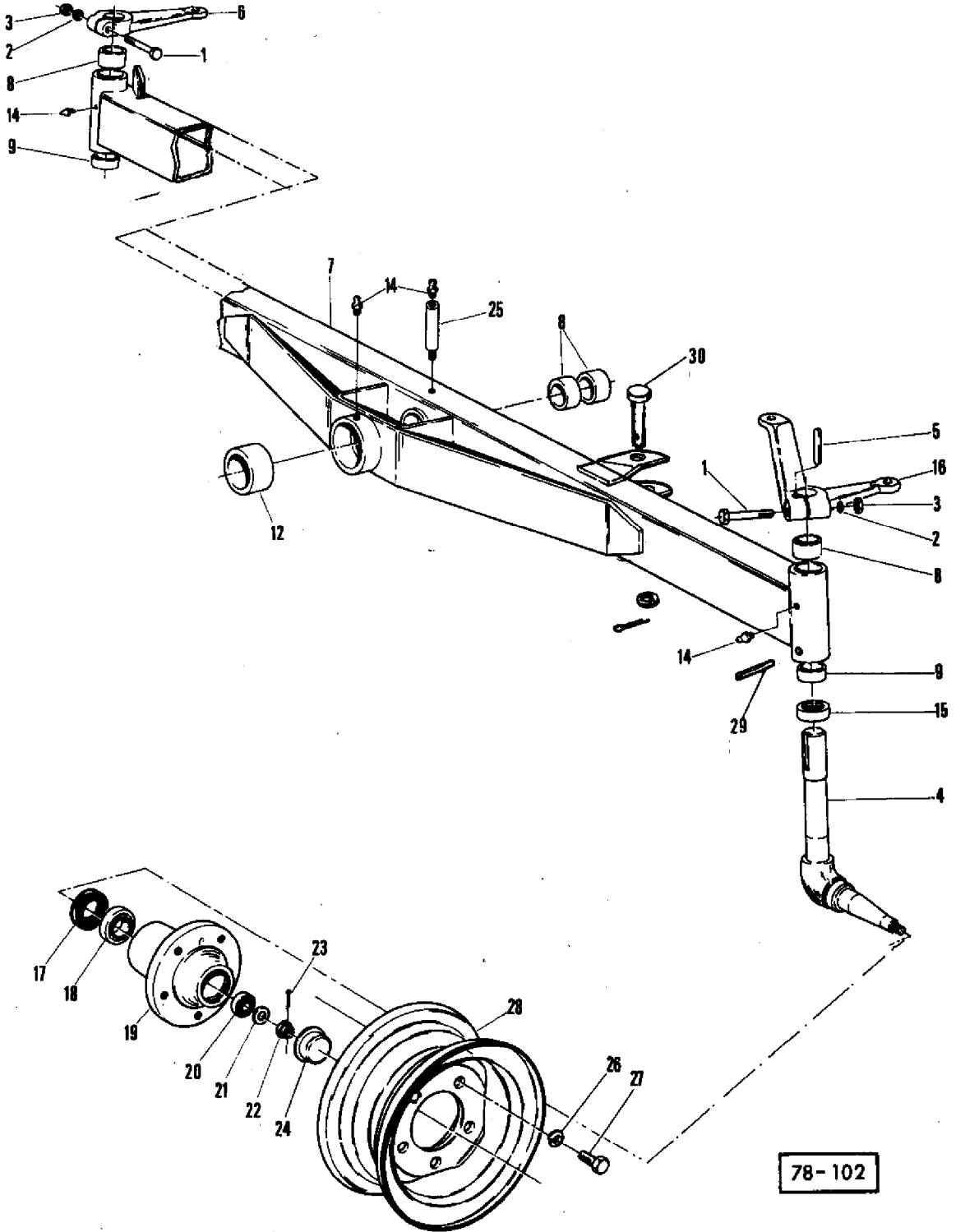
Massey Ferguson (Europe)

MF 206 COMBINE

Page 181C - STEERING UNIT-ORBITROL-HYDROSTATIC - HYDROSTATIC

Item	Part Number	Qty	Part Description	Comments
				HYDROSTATIC
1	1611241M91	1	Gear	
2	1887731M91	1	Housing	
3		1		Not Serviced, Order 2
4		1		Not Serviced, Order 2
5		1		Not Serviced, Order 2
6	1806311M1	1	Ball	
7	1806313M1	1	Seat	
8	1887717M1	1	Seal	
9	1887718M1	1	Seal	
10	1887720M1	1	Washer	
11	1887721M1	1	Bearing	
12	1887722M1	1	Race	
13	1806303M1	1	Bush	
14	1806310M1	1	Pin	
15	1806305M1	1	Spring	
16	1806416M1	1	Shaft	
17	1889732M1	1	Spacer	
18	1806314M1	1	Seal	
19	1806319M1	1	Plate	
20	1806315M1	1	Seal	
21	1889733M91	1	Kit, Gear	
22		1		Not Serviced, Order 21
23		1		Not Serviced, Order 21
24	1806315M1	1	Seal	
25	1806316M1	1	Cap	
26	1806312M1	1	Pin	
27	1806320M1	1	Screw	
28	1806317M1	1	Washer	
29	1806321M1	6	Screw	
30	1806317M1	6	Washer	
31	1889734M1	1	Plate	
32	1806318M1	2	Screw	
33	1887719M1	1	Seal	
34	1810503M91	1	Kit, Repair	

HINTERACHSE
REAR AXLE
ESSIEU ARRIERE



78-102

AGCO Corporation
Parts List Report

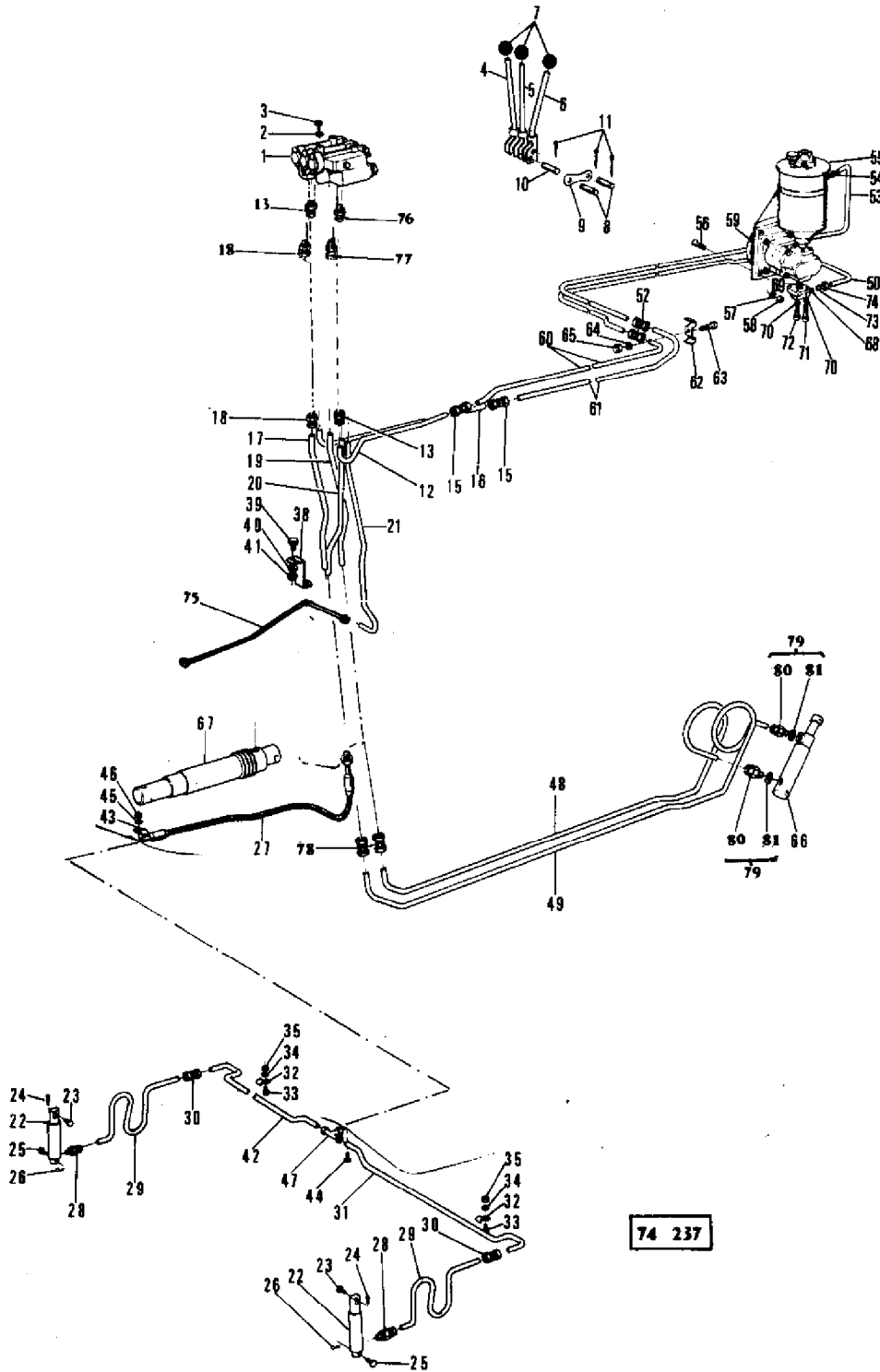
Massey Ferguson (Europe)

MF 206 COMBINE

Page 183 - SHIFT LEVERS-8 SP SYNCHRO SHUTTLE TRANSMISSION

Item	Part Number	Qty	Part Description	Comments
1	390690X1	2	Bolt Metric	
	391112X1	1	Bolt Metric	(A)
	609930M1	1	Washer	(A)
2	339369X1	2	Lock Washer	
3	339054X1	2	Nut Metric	
4	418140M91	2	Spindle	
5	390691X1	2	Key Door	
6	416901M1	1	Lever	Right Hand
	1722786M1	1	Lever	(A)
7	417526M91	1	Rear Axle	
	417527M91	1	Axle	
8	418144M1	4	Bush	
9	418145M1	2	Bush	
12	418150M1	1	Bush	
14	339003X1	4	Greaser	
15	417529M1	2	Bearing	
	412346M1	2	Bush	(A)
16	418152M1	1	Lever	Left Hand
17	391346X1	2	Seal	
18	658110M1	2	Inner Race	
	834136M1	2	Cup	(A)
19	416438M1	2	Hub	
20	831055M1	2	Cone	
	831054M1	2	Cup	
21	339027X1	2	Washer Metric	
22	390763X1	2	Nut	
23	390448X1	2	Pin	
24	416121M1	2	Cap	
25	419028M1	2	Bush	
	1721109M1	1	Bush	(A)
26	339587X1	10	Washer	
27	339631X1	10	Screw	
28	404839M1	2	Wheel	7 X 12
	412340M1	2	Rim	4, 25 X 12
29	1441101X1	4	Pin	
30	1441070X1	1	Pin	(A)
	339328X1	1	Washer	(A)
	339133X1	1	Pin	(A)

HYDRAULIKANLAGE
HYDRAULIC EQUIPMENT
EQUIPEMENT HYDRAULIQUE



AGCO Corporation
Parts List Report

Massey Ferguson (Europe)
MF 206 COMBINE
Page 184 - HYDRAULIC EQUIPMENT

Item	Part Number	Qty	Part Description	Comments
1	418087M2	1	Distributor Head	
2	339374X1	3	Lock Washer	
3	391218X1	3	Screw	
4	1603363M91	1	Lever	
5	1603361M91	1	Lever	
6	1603359M91	1	Lever	
7	418095M1	3	Knob	
8	1440908X1	6	Pin	
9	329045M1	6	Plate	
10	1440907X1	3	Pin	
11	390511X1	18	Pin	
12	1603159M91	1	Tube	
13	338747X91	4	Union	
15	338708X1	2	Union	
16	1603160M91	1	Tube	
17	916354M91	1	Tube	
18	338750X91	4	Union	
19	916356M91	1	Tube	
20	1603163M91	1	Tube	
21	1603164M91	1	Tube	
22	1748022M94	2	Ram	(C)
23	390657X1	2	Pin	
24	391405X1	2	Pin	
25	1441329X1	2	Clevis Pin	
26	327669M1	2	Pin	
27	1603119M91	1	Hydr Hose	
28	338716X91	2	Union	
	338762X1	1	Seal	
29	1603121M91	2	Hose	
	1441358X1	2	Bush	
	1441851X1	2	Nut	
30	338707X1	4	Union	
31	1603125M91	1	Tube	(A) Left Hand
	1441358X1	2	Bush	
	1441851X1	2	Nut	
	1603127M91	1	Tube	(B) Left Hand
	1441358X1	2	Bush	

	1441851X1	2	Nut	
32	950218M1	4	Clip	
33	339123X1	3	Screw Metric	
34	390972X1	3	Washer Metric	
35	339169X1	3	Nut Metric	
38	1603167M1	1	Bracket	
39	339124X1	2	Screw Metric	
40	339374X1	2	Lock Washer	
41	339169X1	2	Nut Metric	
42	1603122M91	1	Tube	(A)
				Right Hand
	1603124M91	1	Tube	(B)
				Right Hand
43	415092M1	1	Tie	
44	339666X1	1	Screw Metric	
45	339375X1	1	Lock Washer	
46	339030X1	1	Nut Metric	
47	619865M1	1	Union	
48	1603153M91	1	Tube	
	1441358X1	2	Bush	
	1441851X1	2	Nut	
49	1603154M91	1	Tube	
	1441358X1	2	Bush	
	1441851X1	2	Nut	
50	1603156M91	1	Tube	
52	338708X1	2	Union	
	1603155M91	1	Tube	
54	338747X91	1	Union	
55	417737M1	1	Pump	See Page/Reference Number 198
56	391115X1	4	Bolt	
57	339376X1	4	Lock Washer	
58	339402X1	4	Nut Metric	
59	418899M1	1	Pulley	
60	1603158M91	1	Tube	
	339994X1	2	Olive	
	1442333X1	2	Nut	
61	1603157M91	1	Tube	
	339994X1	2	Olive	
	1442333X1	2	Nut	
62	418919M1	1	Bridle	
63	390379X1	1	Bolt Metric	
64	339374X1	1	Lock Washer	
65	339169X1	1	Nut Metric	
66	1748000M93	1	Ram	
67	1748013M94	1	Ram	
68	417732M1	1	Connection	

69	1717475M1	1	Ring
70	339375X1	4	Lock Washer
71	1442018X1	2	Screw Metric
72	390989X1	2	Screw Metric
73	1717816M1	1	Olive
74	417732M2	1	Union
75	1603165M91	1	Tube
76	338790X91	1	Union
77	338753X91	1	Union
78	338707X1	2	Union
79	338755X91	2	Union
80		2	
81	338761X1	2	Washer

Not Serviced, Order 79

(A)

USED WITH 10' TABLE

(B)

USED WITH 8' TABLE

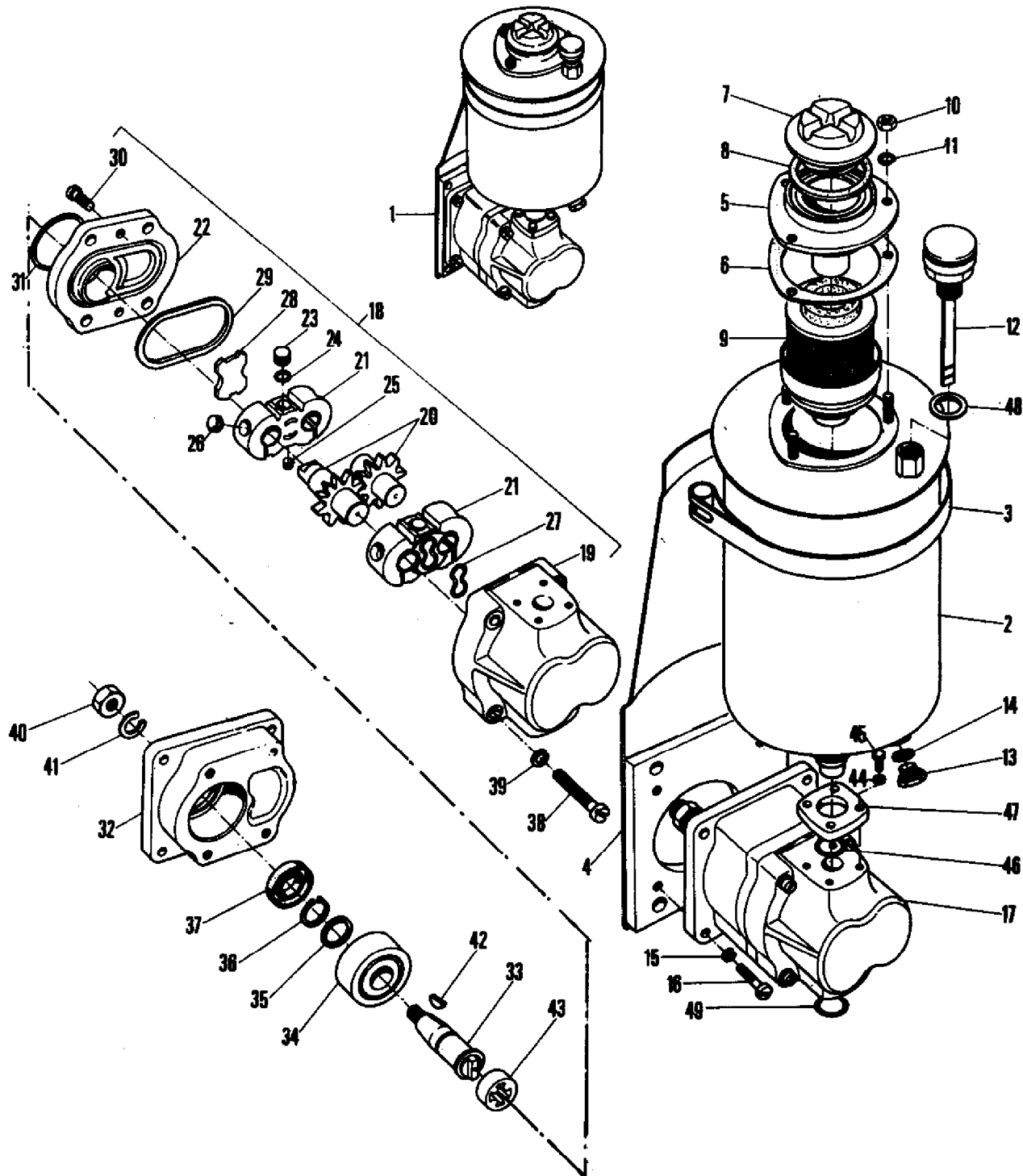
(C)

See Page/Reference Number 192

HYDRAULIKPUMPE
MIT OLBEHALTER

HYDRAULIC PUMP
WITH OIL CONTAINER

POMPE HYDRAULIQUE
AVEC CUVE D'HUILE



73-256

AGCO Corporation
Parts List Report

Massey Ferguson (Europe)

MF 206 COMBINE

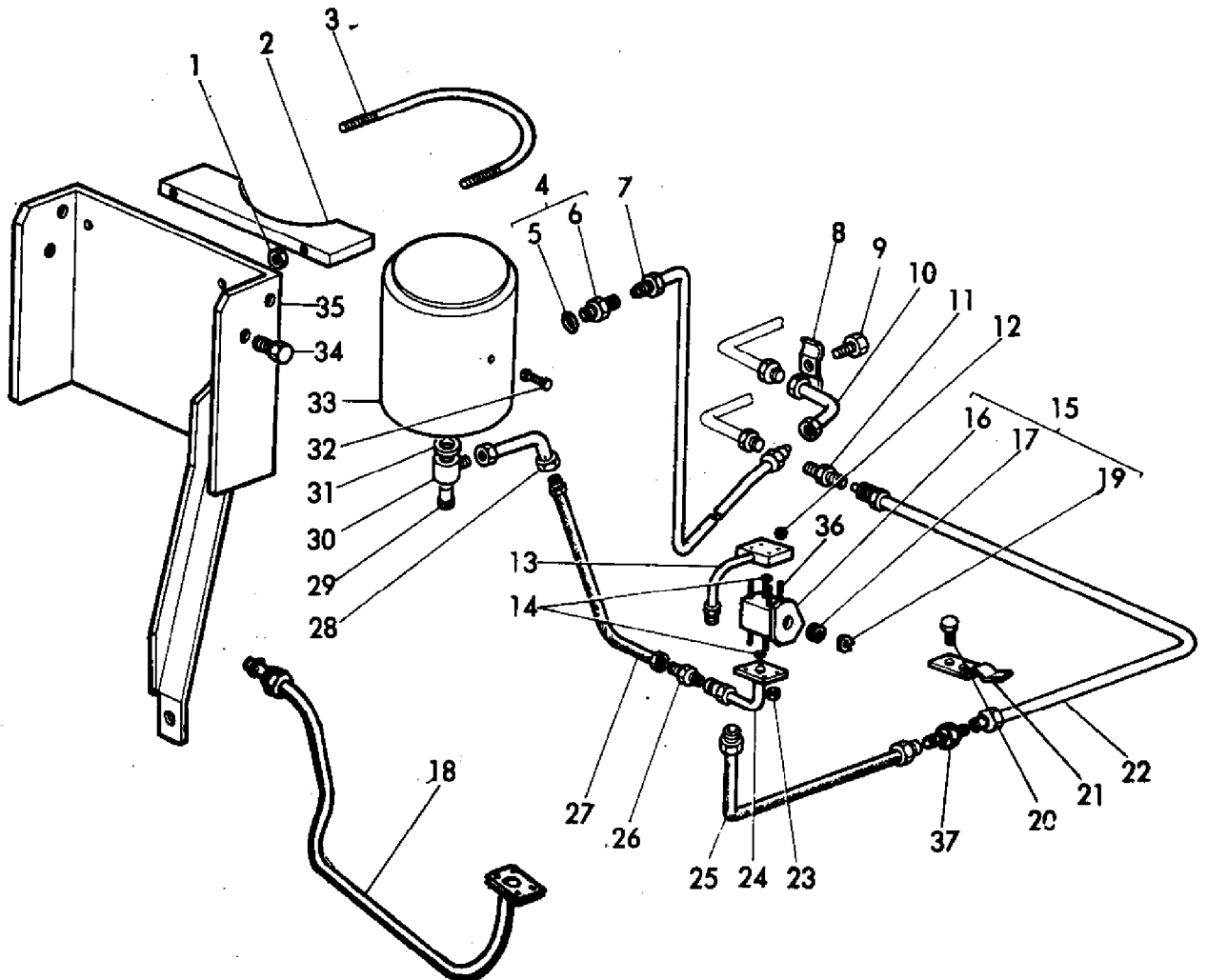
Page 188 - HYDRAULIC PUMP WITH OIL CONTAINER

Item	Part Number	Qty	Part Description	Comments
1	417737M1	1	Pump	
2	1717422M1	1	Reservoir	
3	1717423M1	1	Clamp	
4	1717424M1	1	Plate	
5	1717425M91	1	Cover	
6	1717426M1	1	Gasket	
7	1717427M1	1	Plug	
8	1717428M1	1	Ring	
9	1717429M1	1	Element	
10	339030X1	3	Nut Metric	
11	339375X1	3	Lock Washer	
12	1717421M1	1	Filter	
13	1441060X1	1	Plug	
14	1440993X1	1	Seal	
15	339374X1	4	Lock Washer	
16	391485X1	4	Screw	
17	1717430M91	1	Pump	
18	1717432M91	1	Body	
19			Housing	
20			Pinion	
21			Bearing	
22	1717434M1	1	Cover	
23	1806930M1	2	Plug	
24	1717436M1	2	Ring	
25	1717437M1	2	Plug	
26	1806933M1	4	Plug	
27	1717439M1	2	Gasket	
28	1717440M1	1	Spacer	
29	1717441M1	1	Ring	
30	391308X1	2	Screw Metric	
31	1717442M1	1	Gasket	
32	1717443M1	1	Cover	
33	1717444M1	1	Shaft	
34	1441768X1	1	Bearing	
35	1717445M1	1	Washer	
36	1440475X1	1	Circlip	
37	1717446M1	1	Ring	
38	339505X1	4	Screw Metric	
39	339374X1	4	Lock Washer	

40	339571X1	1	Nut Metric
41	339380X1	1	Washer
42	1440360X1	1	Key Door
43	1806934M1	1	Coupler
44	339375X1	4	Lock Washer
45	339666X1	4	Screw Metric
46	1717371M1	1	Ring
47	1717447M1	1	Flange
48	1700551M1	1	Ring
49	1717475M1	1	Ring

OLBEHALTER UND HYDRAULIKPUMP
 OIL CONTAINER AND HYDRAULIC PUMP
 RESERVOIR ET POMPE HYDRAULIQUE

N° W 17 290 17 →



78-103

AGCO Corporation
Parts List Report

Massey Ferguson (Europe)

MF 206 COMBINE

Page 189B - OIL CONTAINER AND HYDRAULIC PUMP

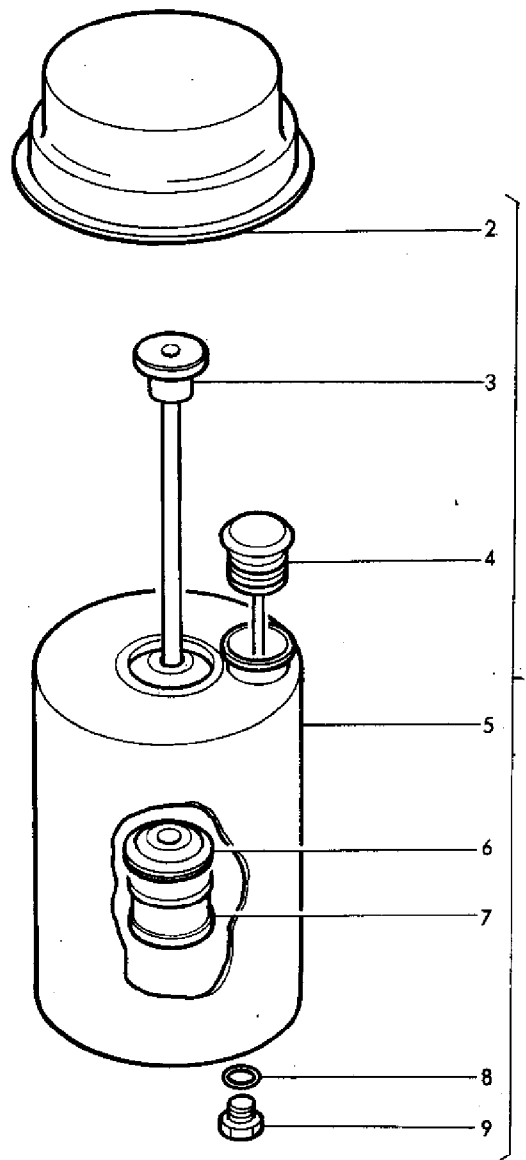
Item	Part Number	Qty	Part Description	Comments
				From Serial or Engine Number W1729017
1	339402X1	8	Nut Metric	
2	1604641M1	2	Shim	
3	1604640M1	2	Bail	
4	338717X91	1	Union	
	338747X1	1	Union	(C)
5	338764X1	1	Seal	
6		1		Not Serviced, Order 4
7	1628563M92	1	Tube	
	1628576M91	1	Tube	(C)
8	1721316M1	1	Bridle	
9	390379X1	1	Bolt Metric	
	339374X1	1	Lock Washer	
	339169X1	1	Nut Metric	
10	3000199X1	1	Union	
11	338709X1	1	Union	
12	1441462X1	4	Locknut	
13	1604628M92	1	Tube	
14	1441816X1	2	Seal	
15	1628850M91	1	Pump	
16	1604632M1	1	Hydraulic Pump	(D)
17	897159M1	1	Gear	Number of Teeth/Splines: 14
18	1604650M93	1	Tube	
19	355791X1	1	Ring	
20	339560X1	2	Screw Metric	
	339375X1	2	Lock Washer	
	339030X1	2	Nut Metric	
21	1628461M1	1	Strap	
	1628460M1	1	Strap	(C)
22	1628184M91	1	Tube	
	1604946M91	1	Tube	(C)
	339994X1	2	Olive	(C)
	1442333X1	2	Nut	(C)
23	1441462X1	4	Locknut	
24	1628565M92	1	Tube	(C)
	338896X1	1	Bush	(C)
	338895X1	1	Nut	(C)
25	1604941M1	1	Hose	
26	338897X1	1	Union	

27	1628571M91	1	Tube	(C)
	1604634M91	1	Hose	(B)
	338895X1	1	Nut	
	338896X1	1	Bush	
28	338699X1	1	Elbow	
29	338700X1	1	Plug	
30	338701X1	1	Union	
31	338702X1	1	Bush	
32	390247X1	1	Plug	
	1441022X1	1	Ring	
33	1604638M3	1	Reservoir	(A)
34	390379X1	4	Bolt Metric	
	339374X1	4	Lock Washer	
	339169X1	4	Nut Metric	
35	1628567M91	1	Bearer	
36	3000266X1	4	Stud	
37	609636M1	1	Union	

(A)
See Page/Reference Number 189C
(B)
FINLAND
(C)

(D)
See Page/Reference Number 189K

OLBEHALTER
OIL CONTAINER
RESERVOIR D'HUILE

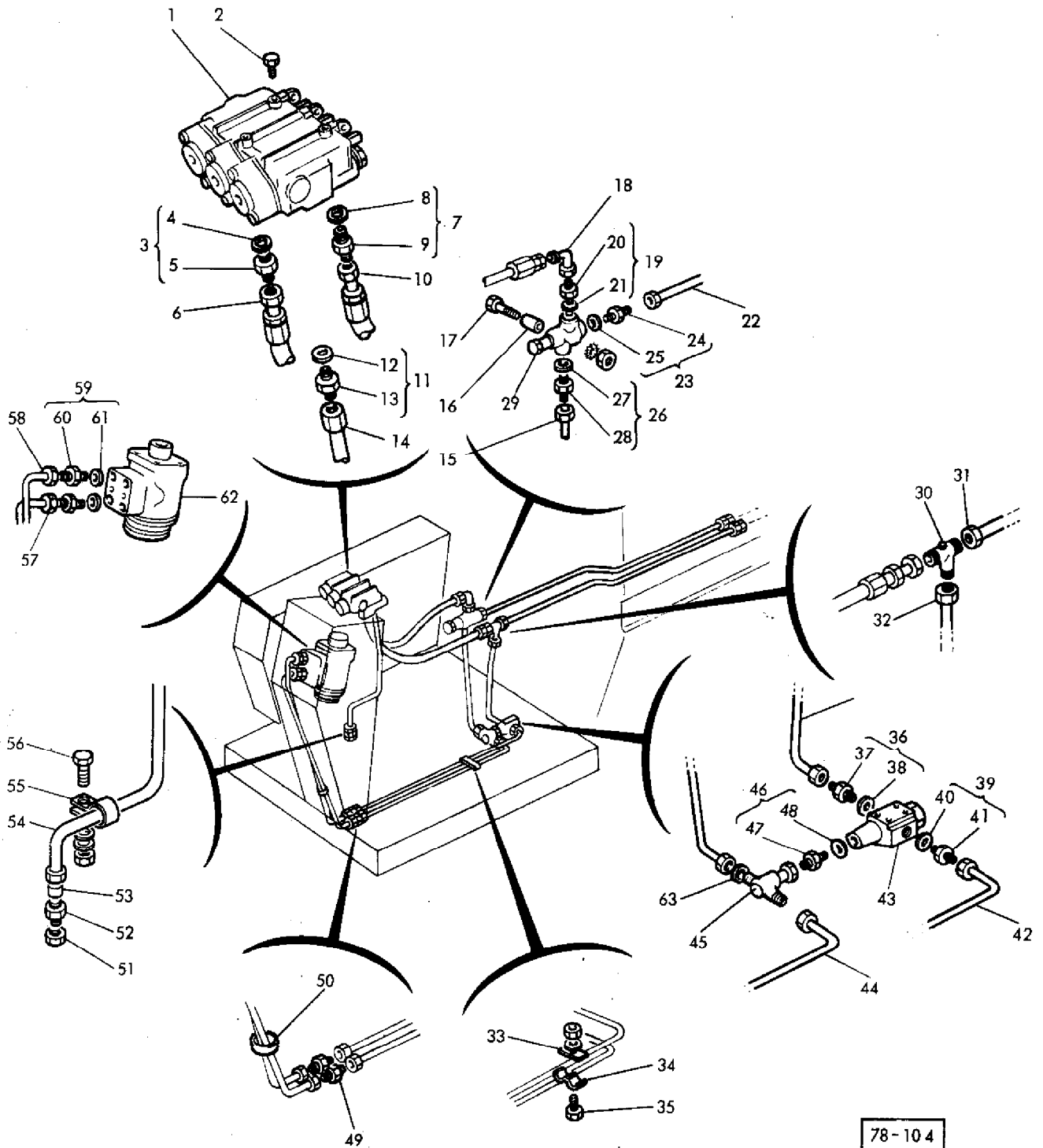


AGCO Corporation
Parts List Report

Massey Ferguson (Europe)
MF 206 COMBINE
Page 189C - OIL CONTAINER

Item	Part Number	Qty	Part Description	Comments
1	1604638M3	1	Reservoir	
2	1633111M91	1	Cover	
3	1639267M91	1	Rod	
4	1639266M91	1	Plug	
5	1639269M1	1	Container	
6	1639268M91	1	Cup	
7	1639270M91	1	Element	
8	1639271M1	1	Gasket	
9	1639272M1	1	Plug	

HYDRAULIK (STEUERGERAT → PUMP) AUS FINNLAND
 HYDRAULIC (VALVE → PUMP) FOR FINLAND
 HYDRAULIQUE (DISTRIBUTEURS → POMPE) POUR FINLANDE



AGCO Corporation
Parts List Report

Massey Ferguson (Europe)

MF 206 COMBINE

Page 189F - HYDRAULIC (VALVE - PUMP) FOR FINLAND - PUMP-VALVE

Item	Part Number	Qty	Part Description	Comments
				PUMP-VALVE FINLAND
1	418087M2	1	Distributor Head	
2	339228X1	3	Screw Metric	
3	338747X91	1	Union	
4	338764X1	1	Seal	
5		1		Not Serviced, Order 3
6	916434M91	1	Hose	
	1442333X1	2	Nut	
	339994X1	2	Olive	
7	338747X91	1	Union	
8	338764X1	1	Seal	
9		1		Not Serviced, Order 7
10	1603137M91	1	Hose	
11	338790X91	1	Union	
12	338764X1	1	Seal	
13		1		Not Serviced, Order 11
14	1603163M91	1	Tube	
15	1629046M91	1	Tube	
	1442333X1	1	Nut	
	1441468X1	1	Nut	
	339994X1	2	Olive	
16	621940M1	1	Spacer	
17	354622X1	1	Bolt	
	353446X1	1	Lock Washer	
	339056X1	1	Washer Metric	
	354122X1	1	Nut	
18	338739X1	1	Elbow	
19	338747X91	1	Union	
20		1		Not Serviced, Order 19
21	338764X1	1	Seal	
22	1628162M91	1	Tube	
23	338717X91	1	Union	
24		1		Not Serviced, Order 23
25	338764X1	1	Seal	
26	338747X91	1	Union	
27	338764X1	1	Seal	
28		1		Not Serviced, Order 26
29	417246M1	1	Valve	(A)

30	413749M1	1	Union	
31	1628164M91	1	Tube	
32	1629010M91	1	Tube	
	1442333X1	2	Nut	
	339994X1	2	Olive	
33	1721645M1	1	Pad	
34	413064M1	1	Clip	
35	339009X1	1	Bolt Metric	
	339374X1	1	Lock Washer	
	339169X1	1	Nut Metric	
36	338747X91	1	Union	
37		1		Not Serviced, Order 36
38	338764X1	1	Seal	
39	338747X91	1	Union	
40	338764X1	1	Seal	
41	338708X1	1	Union	
42	1629009M91	1	Tube	
	1442333X1	2	Nut	
	339994X1	2	Olive	
43	415572M1	1	Pressure Valve	
44	1629008M91	1	Tube	
	1441468X1	1	Nut	
	1442333X1	1	Nut	
	339994X1	2	Olive	
45	338875X1	1	Union	
46	338718X91	1	Union	
47		1		Not Serviced, Order 46
48	338764X1	1	Seal	
49	338708X1	2	Union	
50	338289X1	1	Clamp	
51	1442333X1	1	Nut	
52	338708X1	1	Union	
53	338759X1	1	Adjuster	
54	1442336X1	1	Nut	
55	327131M1	1	Bridle	
56	339124X1	1	Screw Metric	
	391166X1	1	Washer Metric	
	339374X1	1	Lock Washer	
	339169X1	1	Nut Metric	
57	1604478M91	1	Tube	
58	1604479M91	1	Tube	
59	338877X91	2	Union	
60		2		Not Serviced, Order 59
61	831497M1	2	O Ring	
62	1611241M92	1	Valve	(B)
63	1629037M1	1	Washer	

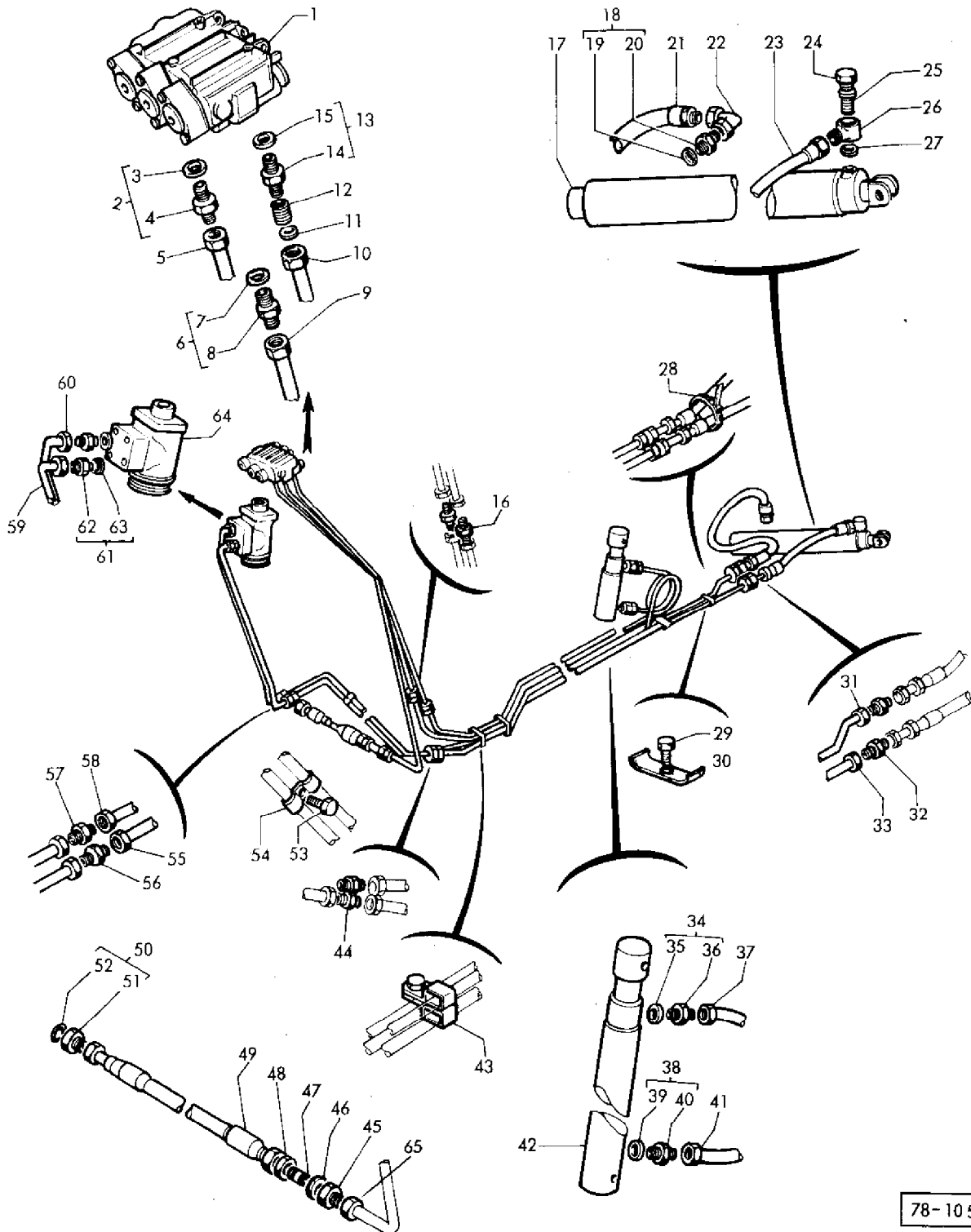
(A)

See Page/Reference Number 189J

(B)

See Page/Reference Number 181C

HYDRAULIK (STEUERGERAT → ZYLINDER) AUS FINNLAND
 HYDRAULIC (VALVE → RAM) FOR FINLAND
 HYDRAULIQUE (DISTRIBUTEURS → VERINS) POUR FINLANDE



AGCO Corporation
Parts List Report

Massey Ferguson (Europe)

MF 206 COMBINE

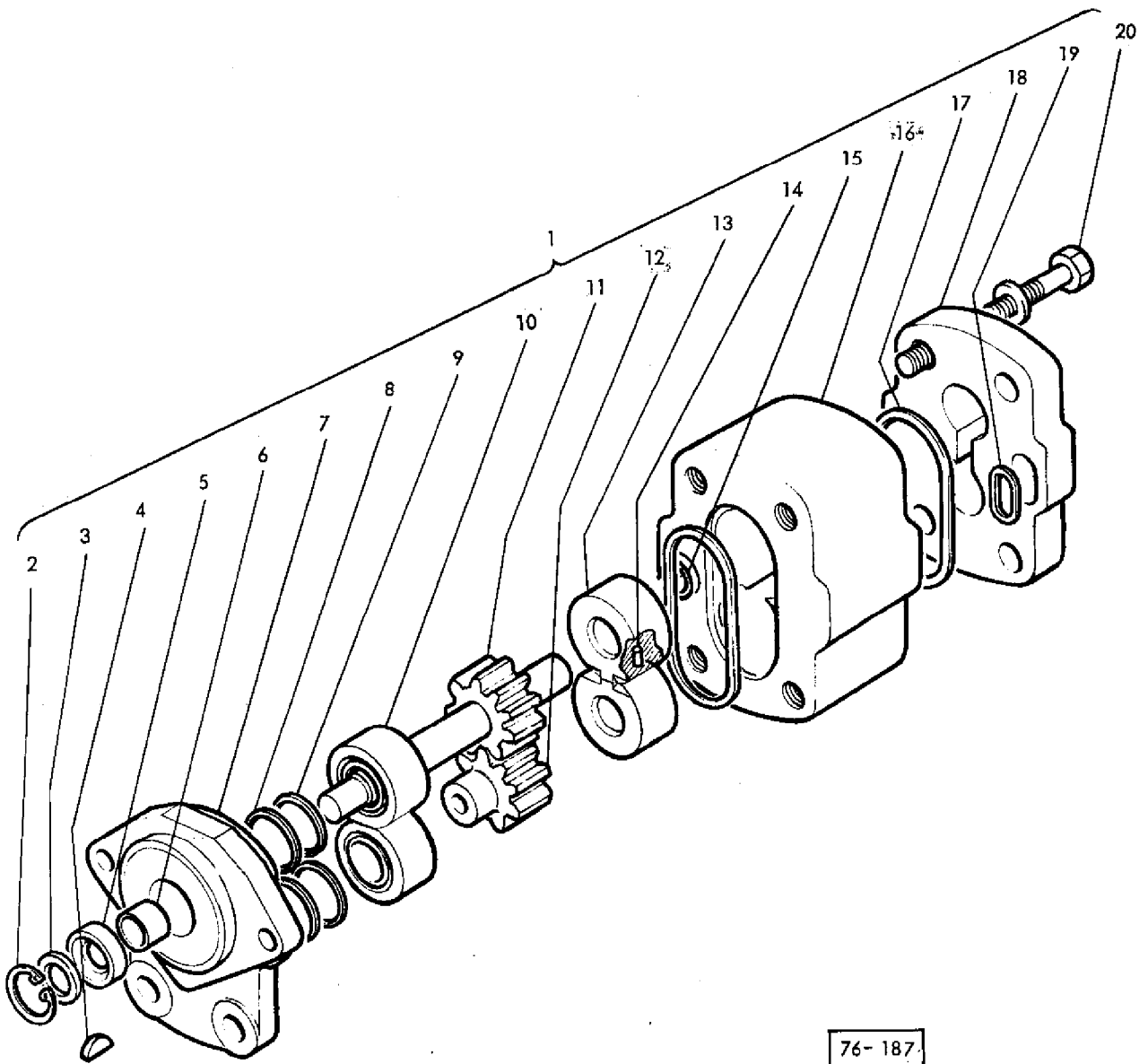
Page 189J - HYDRAULIC (VALVE - RAM) - FOR FINLAND

Item	Part Number	Qty	Part Description	Comments
				FOR FINLAND
1	418087M2	1	Distributor Head	(A)
2	338750X91	1	Union	
3	338764X1	1	Seal	
4		1		Not Serviced, Order 2
5	916356M91	1	Tube	
6	338750X91	1	Union	
7	338764X1	1	Seal	
8		1		Not Serviced, Order 6
9	916354M91	1	Tube	
10	1603164M91	1	Tube	
11	619790M1	1	Washer	
12	621774M1	1	Adjuster	
13	338753X1	1	Union	
14		1		Not Serviced, Order 13
15	338764X1	1	Seal	
16	338707X1	2	Union	
17	1748044M93	1	Ram	
18	338718X91	1	Union	
19	338764X1	1	Seal	
20		1		Not Serviced, Order 18
21	916358M91	1	Hose	
22	338715X1	1	Union	
23	916358M91	1	Hose	
24	338704X1	1	Plug	
25	338705X1	1	Bolt	
26	338703X1	1	Union	
27	338706X1	1	Washer	
28	338289X1	1	Clamp	
29	339287X1	1	Screw Metric	
	339374X1	1	Lock Washer	
	339169X1	1	Nut Metric	
30	413064M1	1	Clip	
31	1629011M91	1	Tube	
	1442333X1	1	Nut	
	339994X1	2	Olive	
32	338708X1	2	Union	
33	1629012M91	1	Tube	
	1442333X1	2	Nut	

	339994X1	2	Olive	
34	338755X91	1	Union	
35	338761X1	1	Washer	
36		1		Not Serviced, Order 34
37	1603154M91	1	Tube	
38	338755X91	1	Union	
39	338761X1	1	Washer	
40		1		Not Serviced, Order 38
41	1603153M91	1	Tube	
	1441851X1	2	Nut	
	1441358X1	2	Bush	
42	1748539M91	1	Ram	
43	418478M1	1	Strap	
	621381M1	1	Bridle	
44	338708X1	2	Union	
45	1442335X1	1	Union	
46	1442336X1	1	Nut	
47	338759X1	1	Adjuster	
48	1442333X1	1	Nut	
49	1603165M91	1	Tube	
50	338747X91	1	Union	
51		1		Not Serviced, Order 50
52	338764X1	1	Seal	
53	339804X1	2	Screw Metric	
	339375X1	2	Lock Washer	
	339030X1	2	Nut Metric	
54	621368M1	2	Clip	
55	1603994M91	1	Tube	
	1442333X1	2	Nut	
	339994X1	2	Olive	
56	338708X1	1	Union	
57	338708X1	1	Union	
58	1603996M91	1	Tube	
	1442333X1	2	Nut	
	339994X1	2	Olive	
59	1604481M91	1	Tube	
60	1604480M91	1	Tube	
61	338877X91	2	Union	
62		2		Not Serviced, Order 61
63	831497M1	2	O Ring	
64	1611241M9	1	Valve	(B)
65	1441468X1	1	Nut	(A)
				See Page/Reference Number 191
				(B)
				See Page/Reference Number 181C

HYDRAULIKPUMP
HYDRAULIC PUMP
POMPE HYDRAULIQUE

1604 632 M1
N° E 18 215 00 →



76-187

AGCO Corporation
Parts List Report

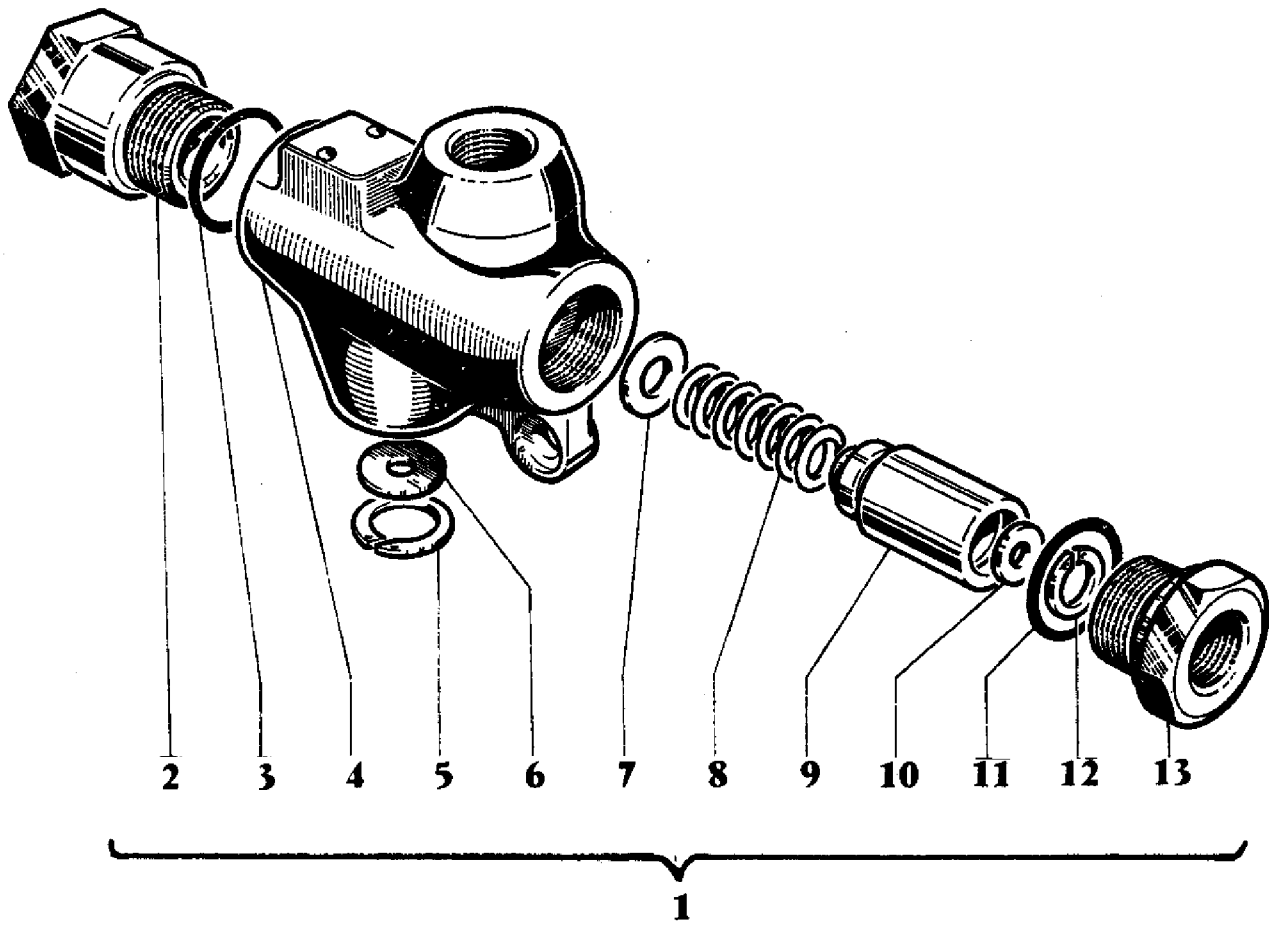
Massey Ferguson (Europe)

MF 206 COMBINE

Page 189N - HYDRAULIC PUMP - 1604632M1

Item	Part Number	Qty	Part Description	Comments
				1604632M1
				From Serial or Engine Number E1821500
1	1604632M1	1	Hydraulic Pump	
2	1645945M1	1	Clip	
3	1645915M1	1	Bush	
4	1645914M1	1	Key	
5	1645868M1	1	Gasket	
6	1639261M1	1	Bush	
7	1639258M1	1	Cover	
8	1645871M1	2	Washer	
9	1645870M1	2	Joint	
10	1645872M1	2	Bush	
11	1645874M1	1	Pinion	
12	1645875M1	1	Gear	
13	1645876M1	2	Bush	
14	1645913M1	1	Seal	
15	1639259M1	1	Body	
17	1645869M1	2	Joint	
18	1639260M1	1	Cover	
19	1645889M1	2	Joint	
20	1639262M1	4	Screw	
	1639269M1	4	Container	
	1639364M1	4	Nut	

STEUERGERAT }
VALVE } 417 246 M1
DISTRIBUTEUR }



74 - 319

AGCO Corporation
Parts List Report

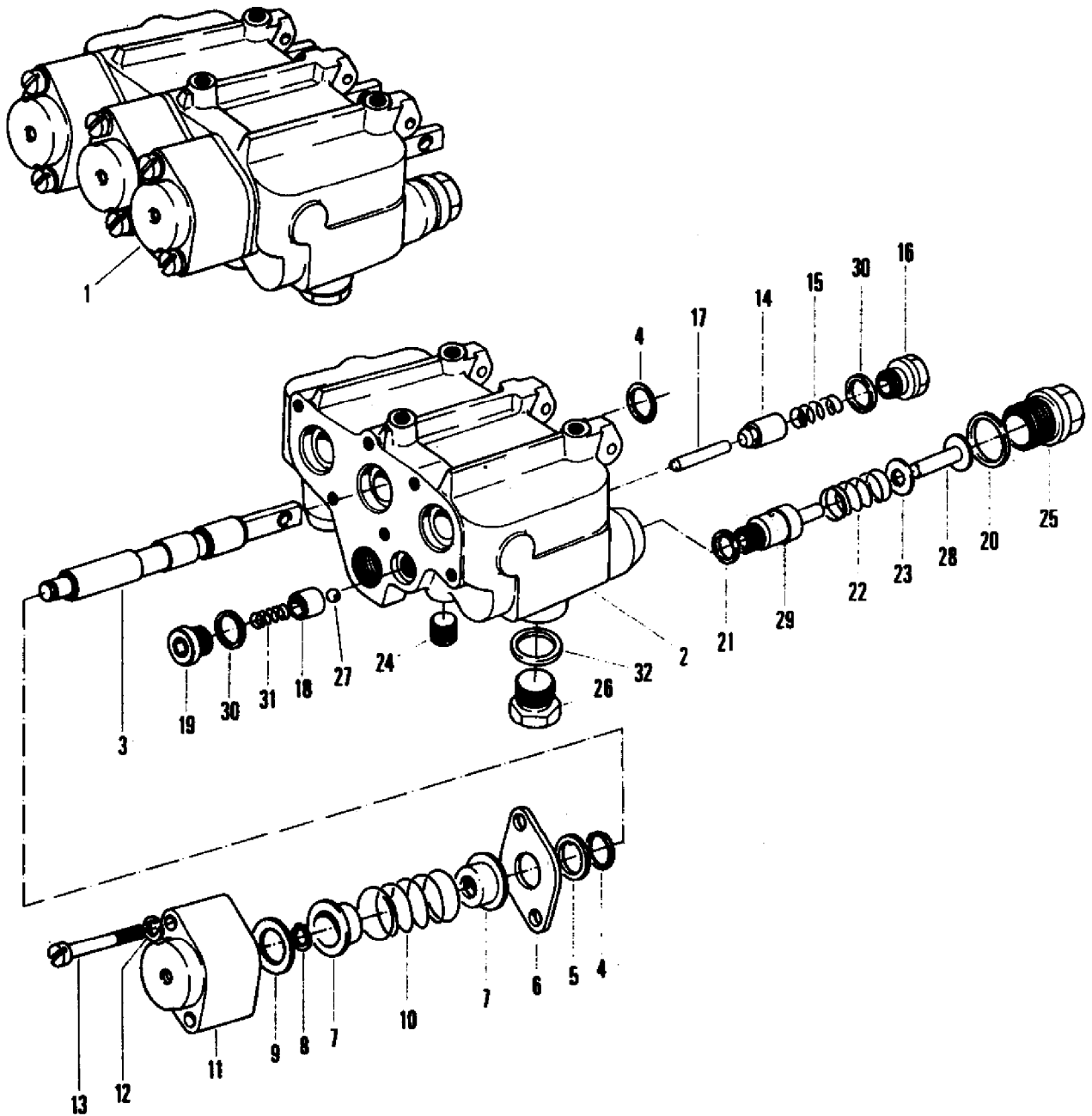
Massey Ferguson (Europe)
MF 206 COMBINE
Page 189O - VALVE - 417246M1

Item	Part Number	Qty	Part Description	Comments
				417246M1
1	417246M1	1	Valve	
2	1806185M1	1	Plug	
3	391358X1	1	Washer	
4		1		Not Serviced, Order 1
5	1806188M1	1	Segment	
6	1806187M1	1	Washer	
7	1806184M1	X	Shim	
8	1806183M1	1	Spring	
9		1		Not Serviced, Order 1
10	1806181M1	1	Washer	
11	391358X1	1	Washer	
12	1806182M1	1	Segment	
13	1806186M1	1	Union	

STEUERGERAT

CONTROL VALVE

VALVE TRIPLE



72-331

AGCO Corporation
Parts List Report

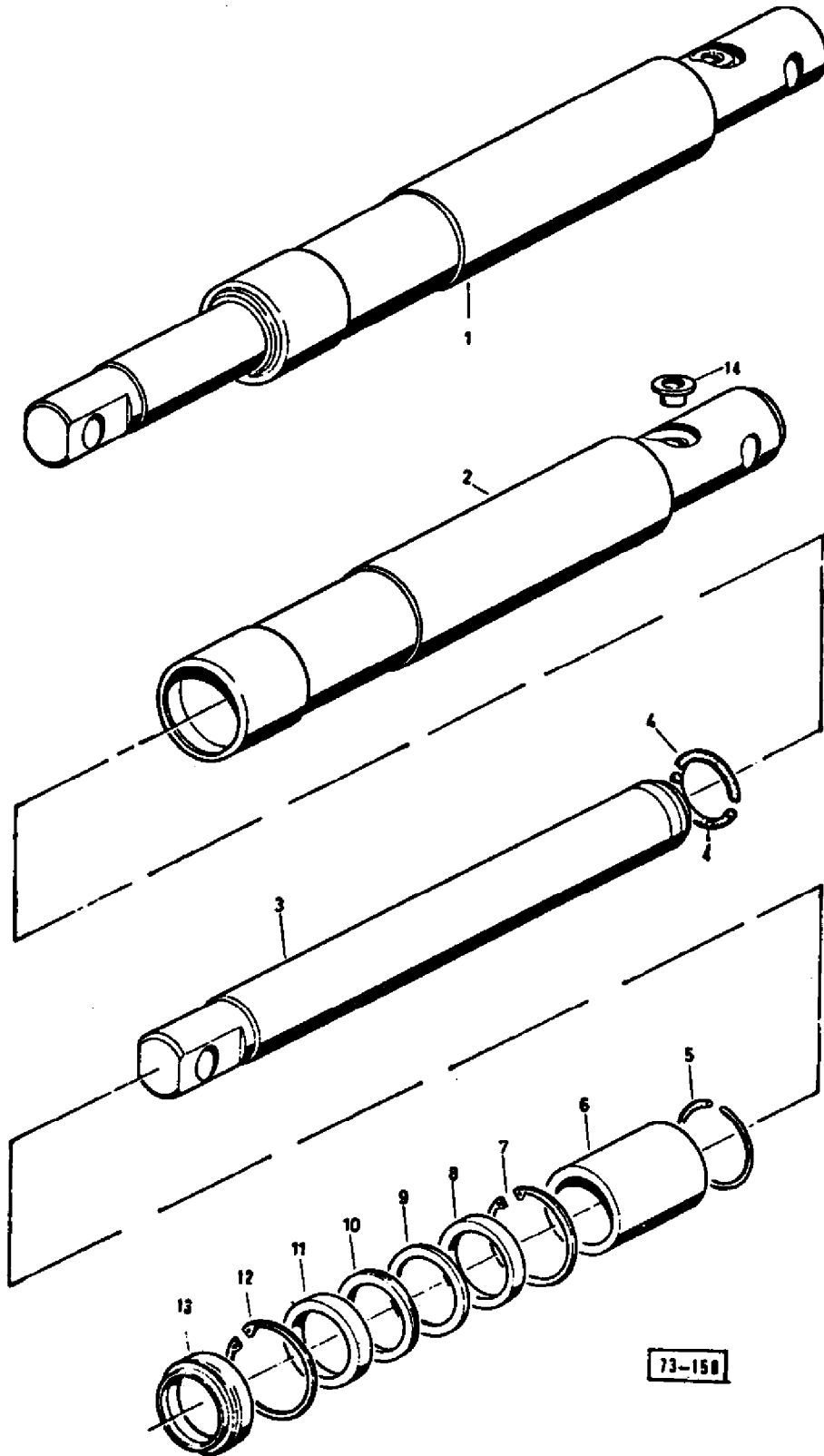
Massey Ferguson (Europe)
MF 206 COMBINE
Page 191 - CONTROL VALVE

Item	Part Number	Qty	Part Description	Comments
1	418087M2	1	Distributor Head	
2		1	Housing	Not Serviced, Order 418087M2
3		3	Spindle	Not Serviced, Order 418087M2
4	1717448M1	6	Ring	
5	1717449M1	3	Washer	
6	1717450M1	3	Plate	
7	1717451M1	6	Spring Pot	
8	339422X1	3	Circlip	
9	1717452M1	X	Shim	
10	1717453M1	3	Spring	
11	1806962M1	3	Cover	
12	339375X1	6	Lock Washer	
13	1441770X1	6	Screw Metric	
14	1717455M1	1	Cone	
15	1717456M1	1	Spring	
16	1717457M1	1	Plug	
17	1717458M1	1	Clevis Pin	
18	1717459M1	1	Bush	
19	1441772X1	1	Plug	
20	391358X1	1	Washer	
21	391312X1	1	Gasket	
22	1806980M1	1	Spring	
23	1717460M1	X	Washer	
	1717461M1	X	Washer	
	1717462M1	X	Washer	
24	1441773X1	1	Plug	
25	1717463M1	1	Plug	
26	390247X1	1	Plug	
27	1806905M1	1	Ball	
28	1717464M1	1	Pin	
29	1717465M1	1	Valve	
30	1440997X1	2	Ring	
31	1717466M1	1	Spring	
32	1804723M1	1	Gasket	

HYDRAULIKZYLINDERS
HASPSELVERSTELLING

RAM
REEL LIFT

VERIN
RELEVAGE DE RABATTEUR



73-150

AGCO Corporation
Parts List Report

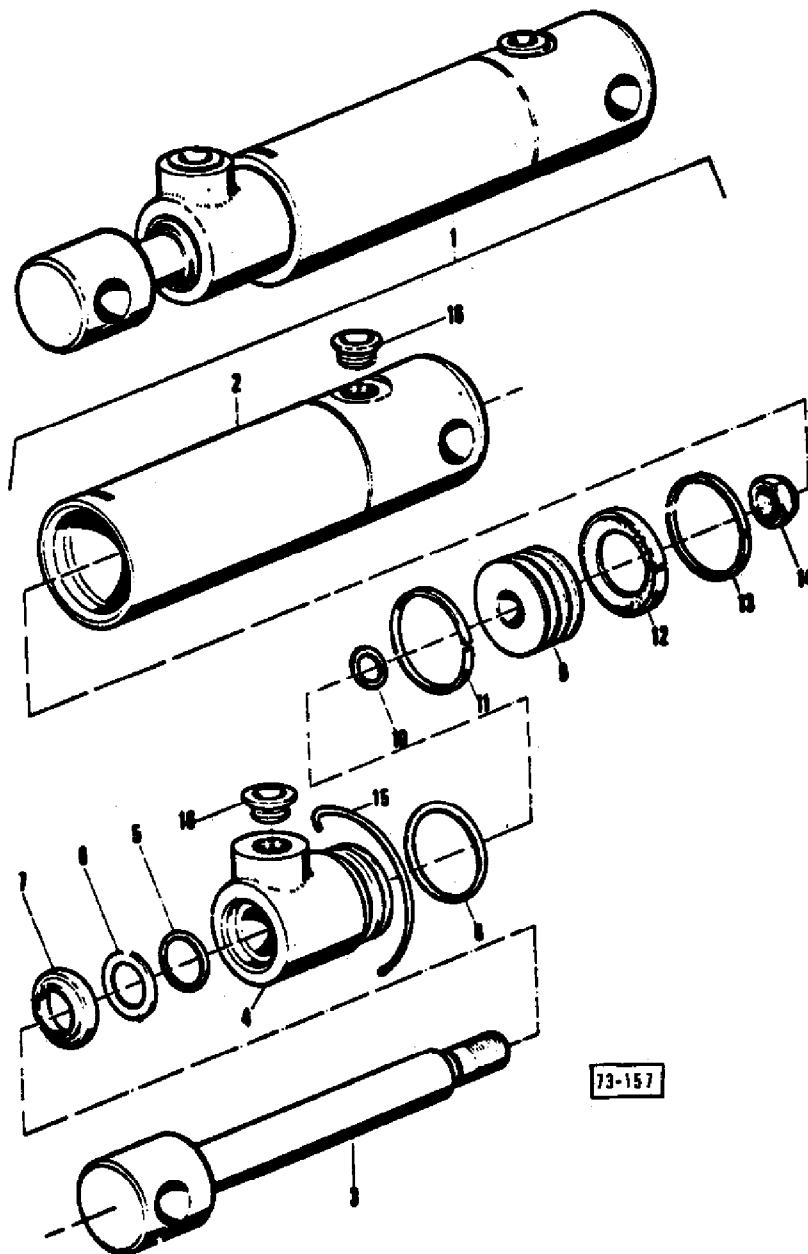
Massey Ferguson (Europe)
MF 206 COMBINE
Page 192 - RAM REEL LIFT

Item	Part Number	Qty	Part Description	Comments
1	1748022M91	1	Ram	(A, C)
	1748022M94	1	Ram	(C)
2		1	Barrel	(B, C)
		1	Barrel	(B, D)
3		1	Piston Rod	(B, C, D)
4		2	Ring	(B, C, D)
5		1	Snapping	(B, C, D)
6	1748118M1	1	Bush	(C, D)
7	1441827X1	1	Ring	(C, D)
8	1441846X1	1	Seal	(C, D)
9	1748030M1	1	Ring	(C, D)
10	1748031M1	1	Ring	(C, D)
11	1748032M1	1	Ring	(C)
12	1441827X1	1	Ring	(C)
	1748318M1	1	Ring	(D)
13	1441847X1	1	Seal	(D)
14	1748042M1	1	Plug	(C, D)
				(A)
				IN CASE OF REQUIREMENT OF COMPLETE RAMS, ORDER 174 8022M94 COMPLETE RAMS ARE INTERCHANGEABLE
				(B)
				Not Serviced, Order 1748022M94
				(C)
				1748022M94
				(D)
				1748022M94

HYDRAULIKZYLINDER
FAHRVESTELLTRIEB

RAM
TRACTION

VERIN
VARIATEUR D'AVANCEMENT

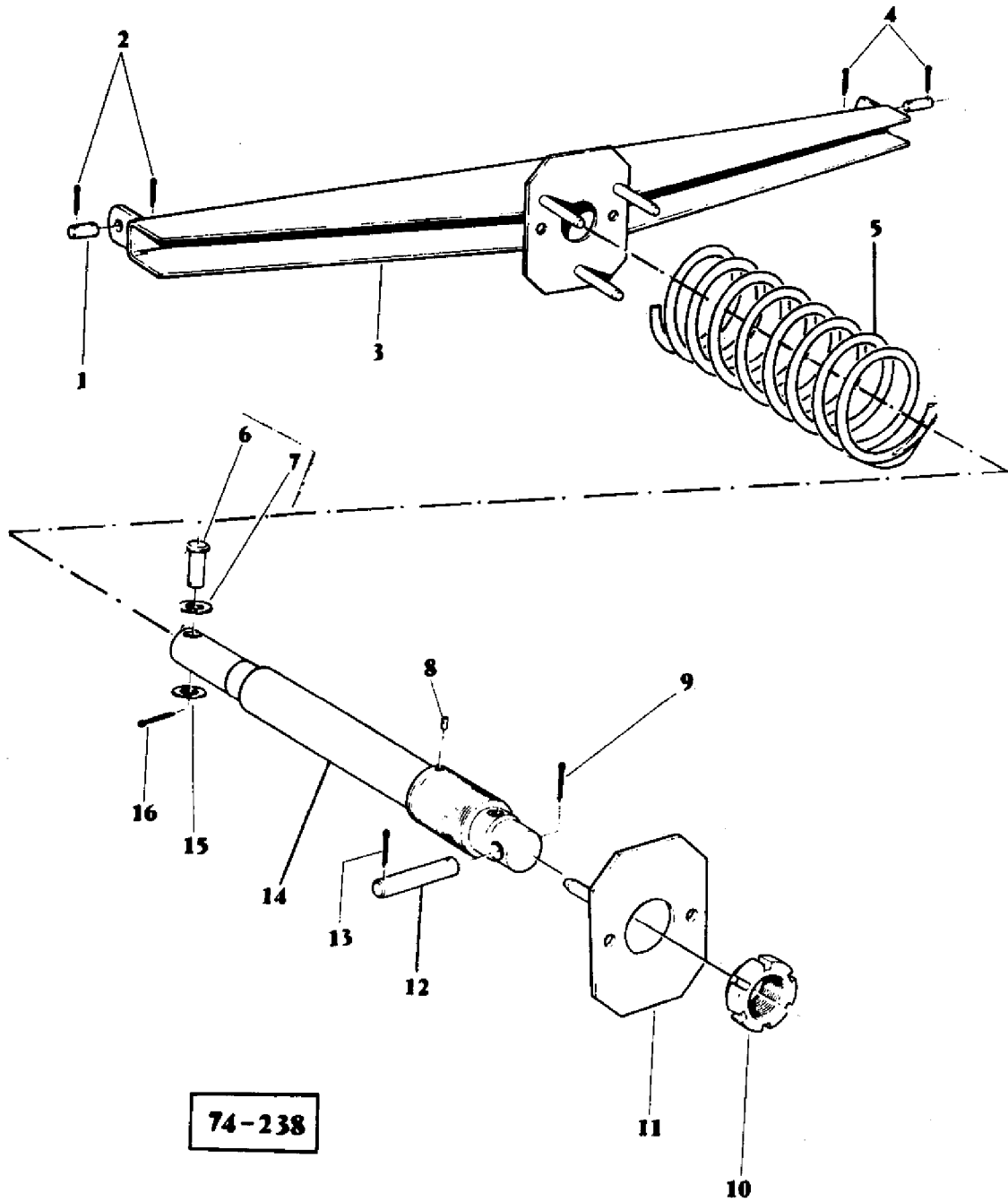


73-157

AGCO Corporation
Parts List Report

Massey Ferguson (Europe)
MF 206 COMBINE
Page 195 - RAM (TRACTION)

Item	Part Number	Qty	Part Description	Comments
1	1748000M92	1	Ram	(A, B)
	1748000M93	1	Ram	(C)
2	1748003M91	1	Barrel	(B, C)
3	1748006M93	1	Rod	(B)
	1748297M91	1	Piston	(C)
4	1748001M1	1	Bearing	(B)
	1748347M1	1	Bush	(C)
5	1441778X1	1	Gasket	(B, C)
6	1748010M1	1	Ring	(B)
	1748346M1	1	Ring	(C)
7	1441781X1	1	Seal	(B, C)
8	1441779X1	1	Ring	(B)
	1748324M1	1	Ring	(C)
9	1748002M2	1	Piston	(B)
	1748264M1	1	Piston	(C)
10	1442437X1	1	Circlip	(B)
	367178X1	1	Ring	(C)
11	1748012M1	1	Guide	(B)
	1606801M1	1	Ring	(C)
12	1748011M1	1	Seal	(B)
	1606804M1	1	Ring	(C)
13	1748012M1	1	Guide	(B)
	1606801M1	1	Ring	(C)
14	1442494X1	1	Nut Metric	(B, C)
15	1748009M1	1	Wire	(B, C)
16	1748042M1		Plug	(A)
				(B)
				1748000M92
				(C)
				1748000M93



AGCO Corporation
Parts List Report

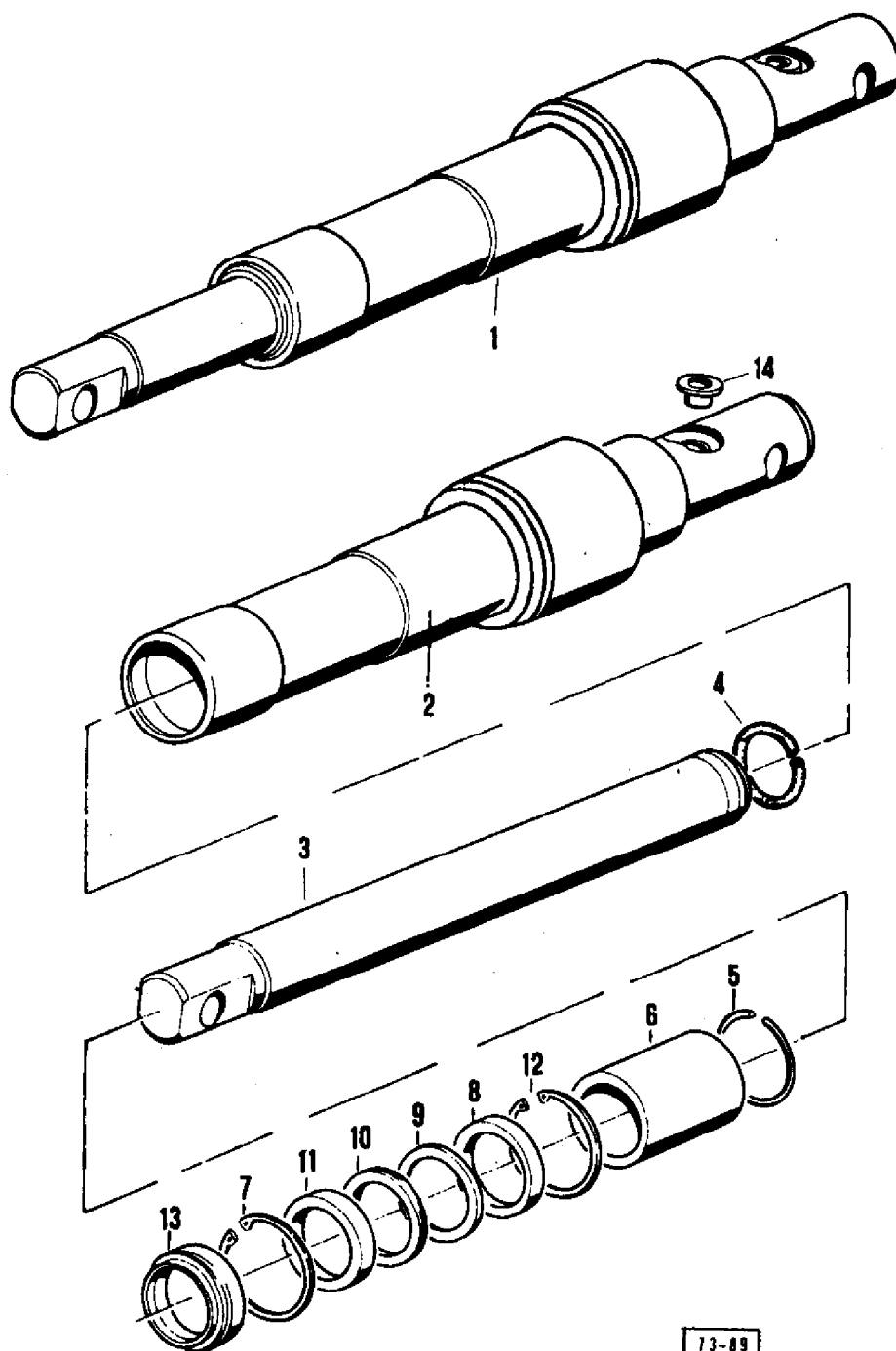
Massey Ferguson (Europe)
MF 206 COMBINE
Page 196 - TABLE LIFT

Item	Part Number	Qty	Part Description	Comments
1	412483M1	2	Bolt	
2	339133X1	2	Pin	
3	418816M91	1	Transverse	(A)
	419408M91	1	Transverse	(B)
4	339133X1	2	Pin	
5	1706048M1	1	Spring	(A)
	1629355M1	1	Spring	(B)
6	339955X1	1	Pin	
7	391393X1	1	Washer Metric	
8	339798X1	1	Pin	
9	339038X1	1	Pin	
10	418973M1	1	Nut	
11	418970M91	1	Guide	
12	1441286X1	1	Pin	
13	339038X1	1	Pin	
14	1748013M94	1	Ram	
15	391393X1	1	Washer Metric	
16	339038X1	1	Pin	(A)
				(B)

HYDRAULIKZYLINDER
TISCHAUSHZBUNG
8' 10'

RAM
TABLE LIFT
8' - 10'

VERIN
RELEVAGE DE TABLE
8' - 10'



73-89

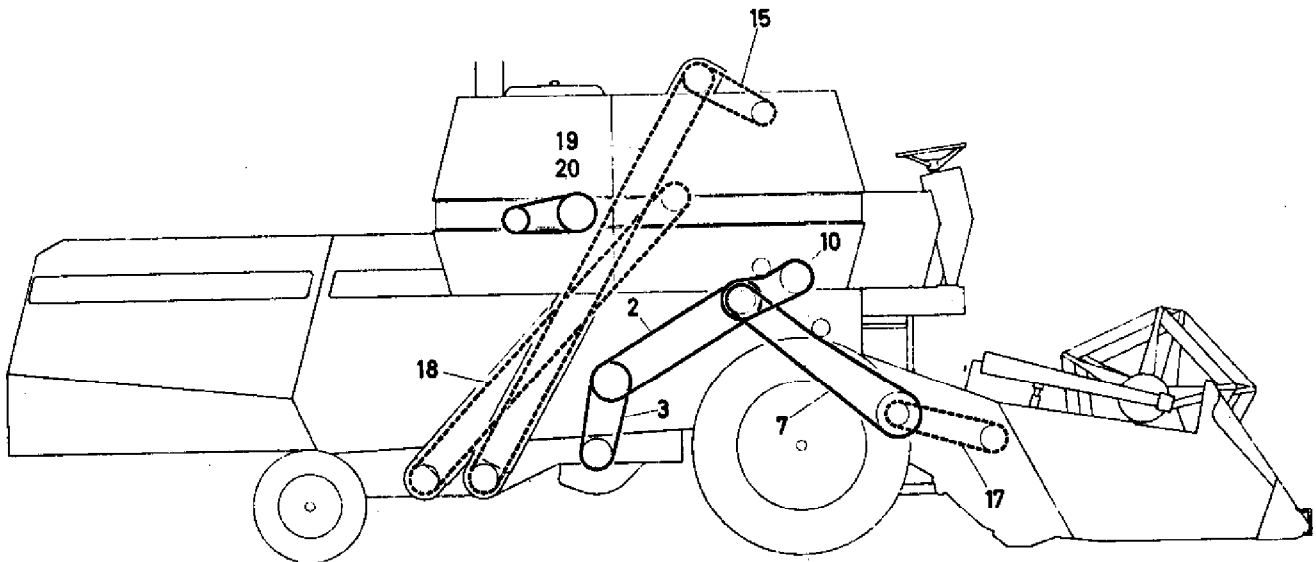
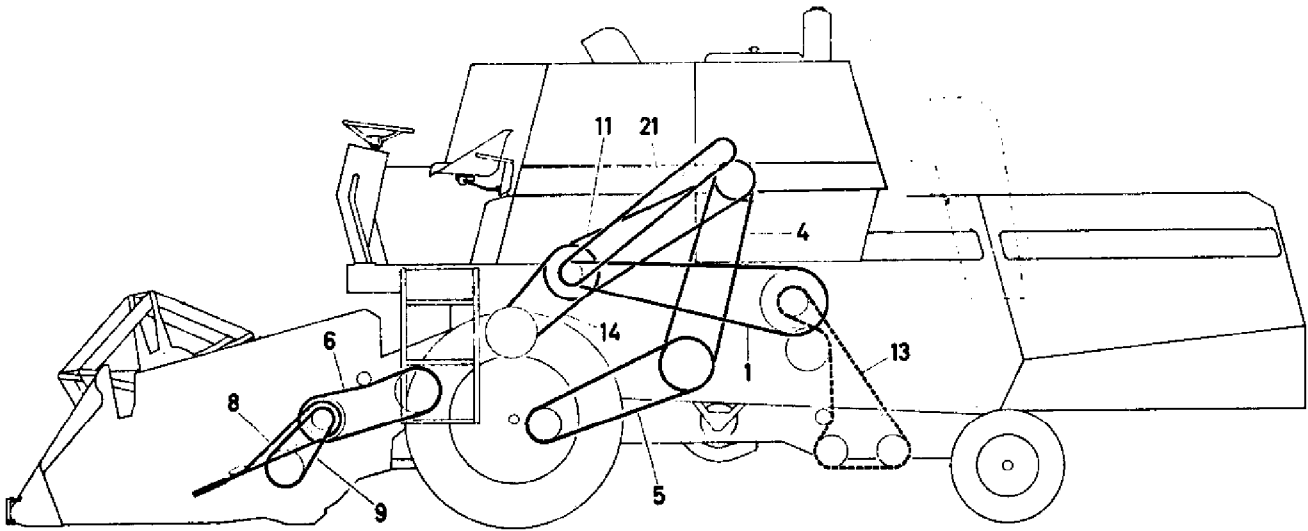
AGCO Corporation
Parts List Report

Massey Ferguson (Europe)

MF 206 COMBINE

Page 199 - RAM TABLE LIFT - 8' - 10'

Item	Part Number	Qty	Part Description	Comments
1	1748013M94	1	Ram	
2		1	Barrel	(A)
3		1	Piston Rod	(A)
4		2	Stop	(A)
5		1	Ring	(A)
6	1748106M1	1	Bush	
7	1441825X1	1	Circlip	
8	1441843X1	1	Bush	
9	1748019M1	1	Ring	
10	1748020M1	1	Ring	
11	1748021M1	1	Ring	
12	1441775X1	1	Ring	
13	1441848X1	1	Ring	
14	1748043M1	1	Plug	
				(A)
				Not Serviced, Order 1748013M94



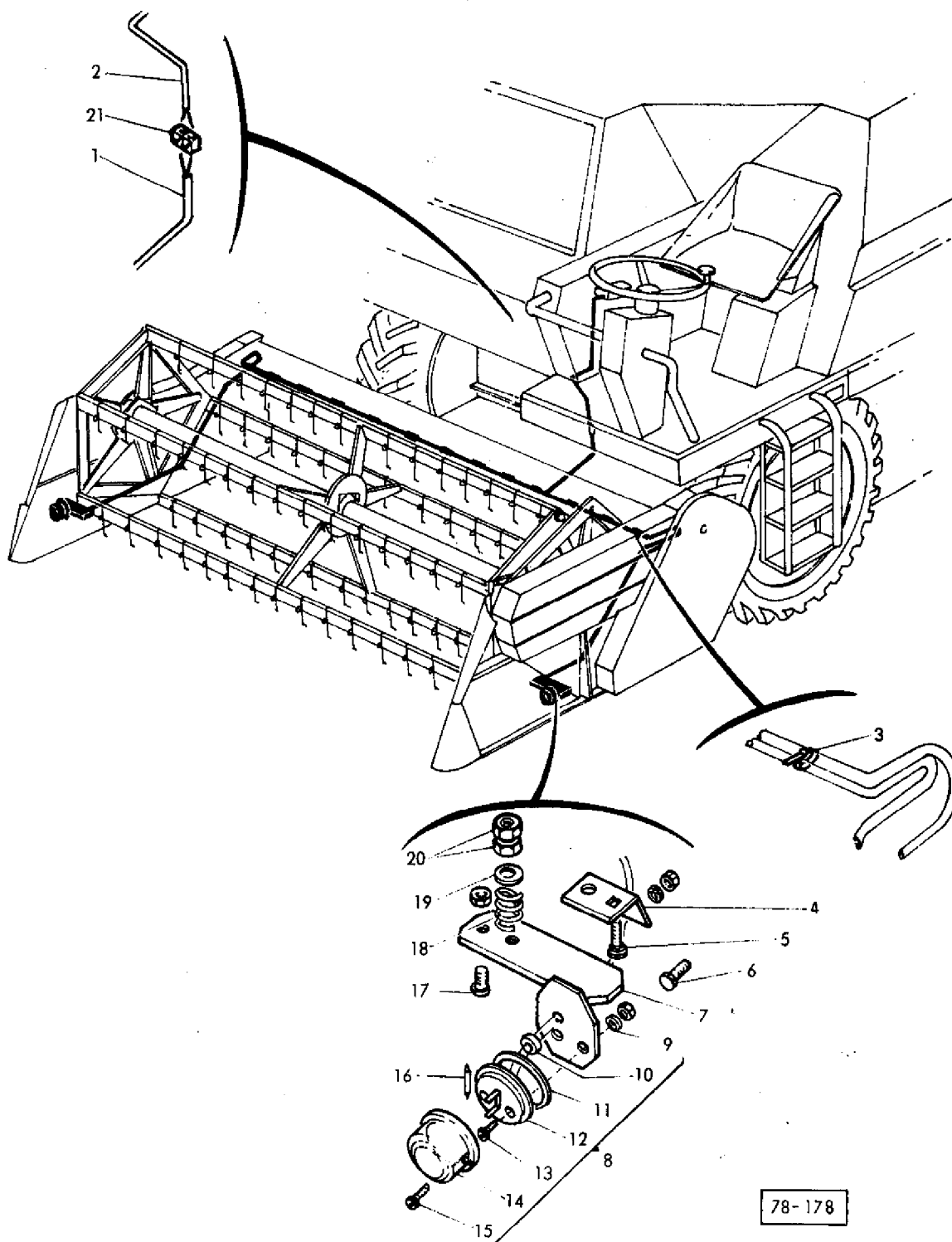
AGCO Corporation
Parts List Report

Massey Ferguson (Europe)
MF 206 COMBINE
Page 200 - DRIVE BELTS AND CHAINS

Item	Part Number	Qty	Part Description	Comments
1	621258M1	1	Belt	
2	621261M1	1	Belt	
		1	Adjustment	
3	621262M1	1	Belt	
4	905920M1	1	Belt	
5	905921M1	1	Belt	
6	417972M1	1	Belt	
7	1724154M1	1	Belt	
8	402607M1	1	Belt	
	1722835M1	1	Belt	(C)
9	413840M91	1	Chain	(D)
10	1604055M2	1	Belt	
11	418232M1	1	Belt	
13	418462M1	1	Chain	
14	621646M1	1	Belt	
15	418735M91	1	Chain	(E)
17	413930M91	1	Chain	(F)
18	417931M91	1	Chain	(G)
19	405347M91	1	Chain	(A)
				(H)
	419150M91	1	Chain	(B)
				(E)
20	418900M1	1	Belt	
21	1445437M1	1	Belt	
				(A)
				(B)
				BAGGER TANKER MACHINES
				(C)
				(D)
				See Page/Reference Number 12
				(E)
				See Page/Reference Number 96
				(F)
				See Page/Reference Number 99
				(G)

See Page/Reference Number 99
(H)
See Page/Reference Number 91

BELEUCHTUNG (TISCH)
LIGHTING (TABLE)
ECLAIRAGE (TABLE) } 8'-10'

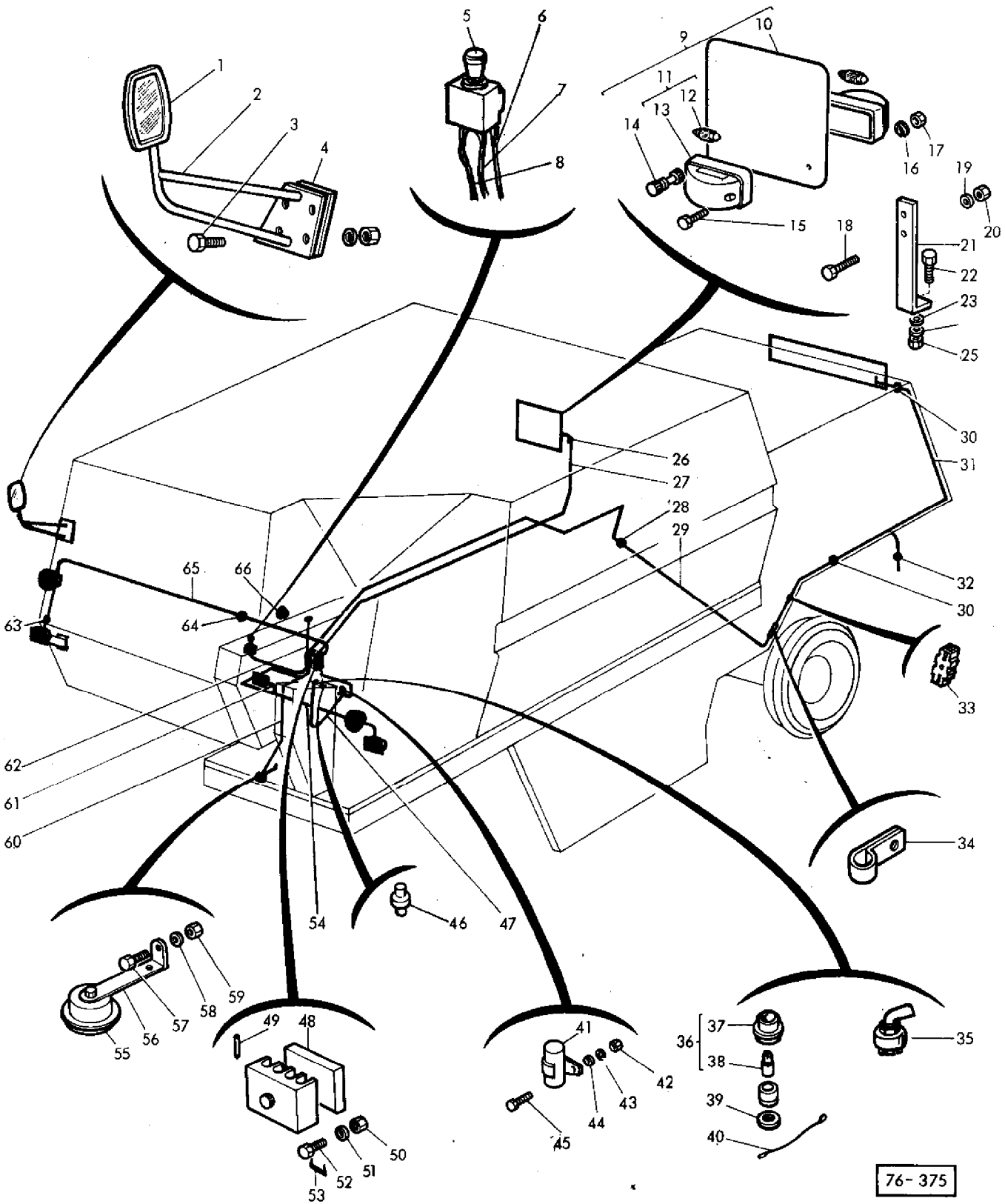


AGCO Corporation
Parts List Report

Massey Ferguson (Europe)
MF 206 COMBINE
Page 203 - LIGHTING - TABLE

Item	Part Number	Qty	Part Description	Comments
				TABLE
1	1723772M1	1	Harness	
2	1723767M1	1	Cable	
3	613502M1	13	Clip	
4	418802M1	1	Bearer	Right Hand
	418803M1	1	Bearer	Left Hand
5	339256X1	2	Bolt Metric	
6	339123X1	4	Screw Metric	
	339374X1	4	Lock Washer	
	339169X1	4	Nut Metric	
7	1628485M91	1	Bearer	Left Hand
	1723483M91	1	Bearer	Right Hand
8	1723306M1	2	Light	
9	1886632M1	2	Washer	
10	1717744M1	1	Grommet	
11	1886922M1	1	Gasket	
12	1717746M91	1	Bracket	
13	1886631M1	2	Bolt	
14	1717745M91	1	Window	
15	1717741M1	2	Screw	
16	621234M1	2	Bulb 5w Festoon	
17	391484X1	2	Screw Metric	
	339030X1	2	Nut Metric	
18	326550M1	2	Spring	
19	339056X1	2	Washer Metric	
20	339169X1	4	Nut Metric	
21	910365M1	1	Union	

BELEUCHTUNG (Kabel)
LIGHTING (Cable)
ECLAIRAGE (Cablage)



AGCO Corporation
Parts List Report

Massey Ferguson (Europe)
MF 206 COMBINE
Page 204 - LIGHTING (CABLE)

Item	Part Number	Qty	Part Description	Comments
1	1724776M1	1	Mirror	(B, C)
2	1724895M91	1	Bearer	(B, C)
3	339123X1	4	Screw Metric	(B, C)
	339374X1	4	Lock Washer	(B, C)
	339169X1	4	Nut Metric	(B, C)
4	1724037M1	1	Plate	(B, C)
5	908267M2	1	Switch	(A, B, C)
6	414173M1	1	Cable	(A, B, C)
7	1722941M1	1	Wire	(A, B, C)
8	1628622M1	1	Wire	(A, B, C, D)
	1629022M1	1	Harness	(A, B, C, E)
9	1602237M94	1	Plate	(A)
10	1602238M2	1	Panel	(A)
11	960851M91	2	Light	(A)
12	950831M1	2	Bulb	(A)
13	960844M1	2	Light	(A)
14	1802666M91	1	Relay	(A)
	1602046M1	1	Knob	(A)
	1601998M1	1	Bolt	(A)
15	330252X1	1	Screw	(A)
16	14731X	2	Washer	(A)
17	36131X1	4	Nut	(A)
18	391974X1	4	Screw Metric	(A)
19	391023X1	4	Washer	(A)
20	390995X1	4	Nut Metric	(A)
21	621202M1	2	Bracket	(A)
22	391565X1	2	Washer Metric	(A)
23	391025X1	2	Lock Washer	(A)
24	339228X1	2	Screw Metric	(A)
25	339169X1	2	Nut Metric	(A)
26	1800028M1	1	Grommet	(A)
27	1724810M1	1	Cable	(A)
28	326920M1	1	Grommet	(A)
29	418708M1	1	Harness	(A, B, C, D)
	1629021M1	1	Harness	(A, B, C, E)
30	322825M1	2	Grommet	(A, B)
31	1724815M1	1	Cable	(A, B, C)
32	320858M1	2	Grommet	(A, B, C)
33	416546M1	2	Connector	(A, B, C)

	408015M1	1	Union	(A, B, C)
34	968429M1	1	Fastener	(A, B, C)
35	407764M1	1	Switch	(A, B, C)
	908597M1	1	Bulb	(A, B, C)
36	899567M91	1	Pointer	(A, B, C)
37	899566M1	1	Signal	(A, B, C)
38	322795M1	1	Bulb	(A, B, C)
39	967372M1	1	Gasket	(A, B, C)
40	911842M1	1	Cable	(A, B, C)
41	406220M1	1	Blinker	(A, B, C)
42	339030X1	2	Nut Metric	(A, B, C)
43	339375X1	2	Lock Washer	(A, B, C)
44	418691M1	1	Washer	(A, B, C)
45	339666X1	2	Screw Metric	(A, B, C)
46	320808M1	1	Switch	(A, B, C)
47	416545M1	1	Cable	(A, B, C)
48	320809M2	2	Box	(A, B, C)
49	320810M2	10	Fuse	(A, B, C)
50	339111X1	4	Nut	(A, B, C)
51	339382X1	4	Lock Washer	(A, B, C)
52	339112X1	4	Screw Metric	(A, B, C)
53	320823M1	4	Rail	(A, C)
53	320823M1	8	Rail	(B)
54	1724816M1	1	Harness	(A, C)
55	621219M1	1	Horn	(A, B, C)
56	412738M1	1	Reinforcement	(A, B, C)
57	339124X1	1	Screw Metric	(A, B, C)
58	339374X1	1	Lock Washer	(A, B, C)
59	339169X1	1	Nut Metric	(A, B, C)
60	621247M1	1	Wire	(A, B, C)
61	1724812M1	1	Cable	(C)
62	1724809M1	1	Harness	(A, B, C)
63	320858M1	2	Grommet	(A, B, C)
64	322825M1	1	Grommet	(A, B, C)
65	1724813M1	1	Harness	(A, B, C, D)
	1629020M1	1	Harness	(A, B, C, E)
66	828790M2	1	Plug	(B, C)

(A)

(B)

GERMANY

(C)

EUROPEAN

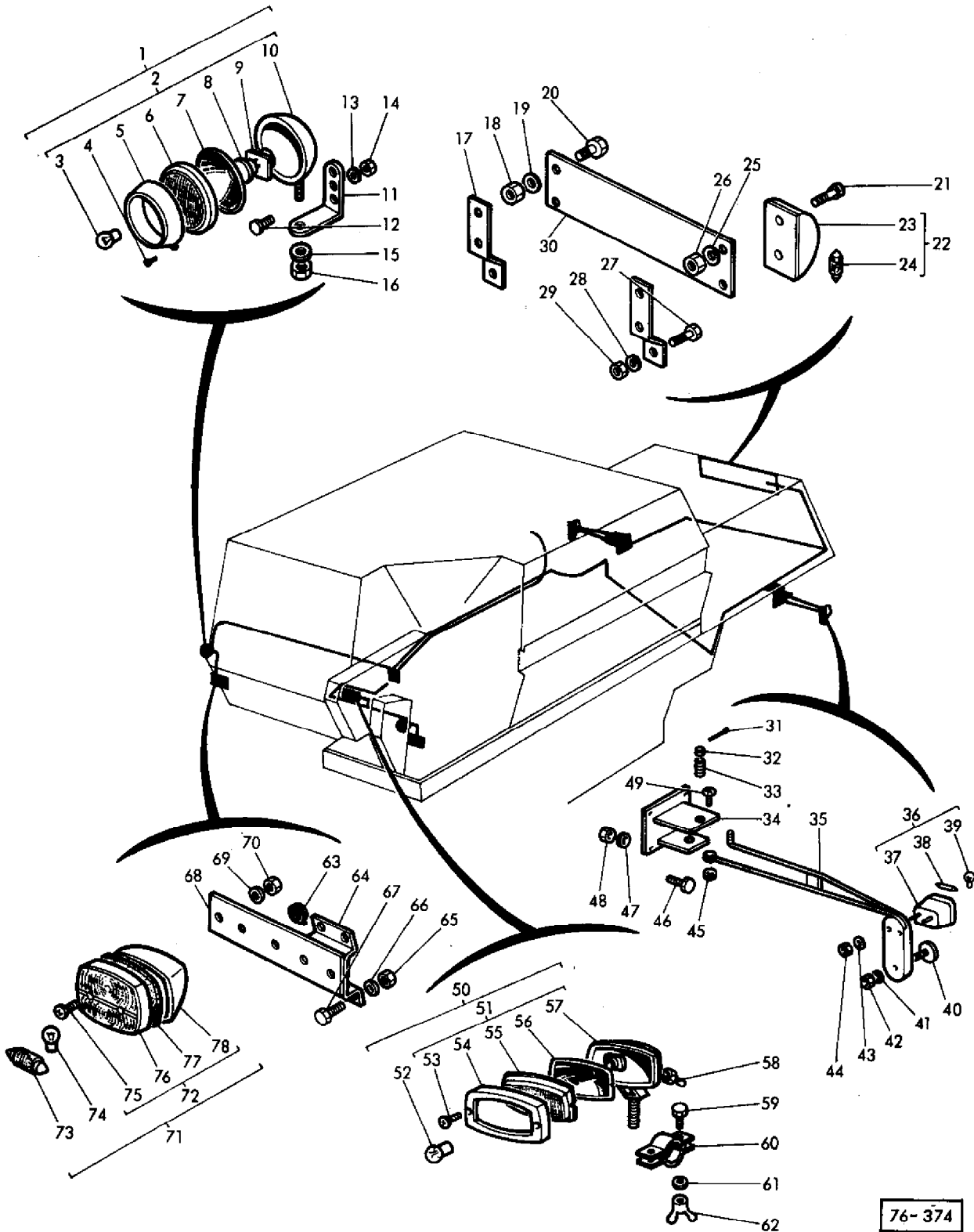
(D)

From Serial or Engine Number NO. G 17 253 01

(E)

From Serial or Engine Number NO. G 17 253 02

BELEUCHTUNG (SCHEINWERFER UND BLINKLEUCHE)
 LIGHTING (HEAD LAMP AND TAIL LAMPS)
 ECLAIRAGE (PHARES ET FEUX ROUGES)



76-374

AGCO Corporation
Parts List Report

Massey Ferguson (Europe)

MF 206 COMBINE

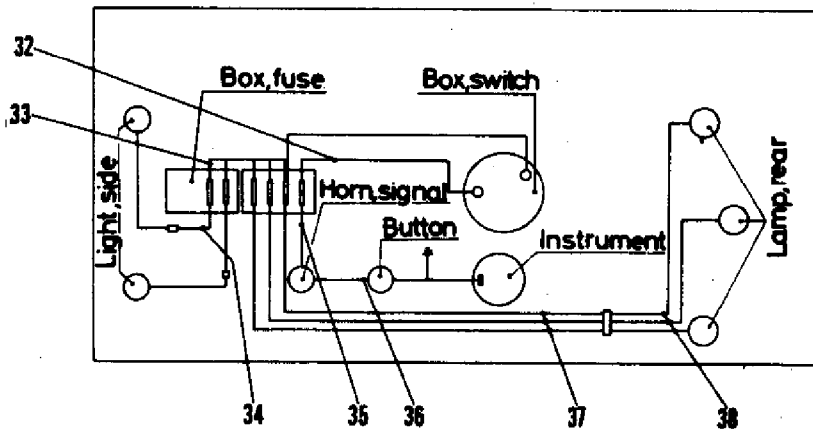
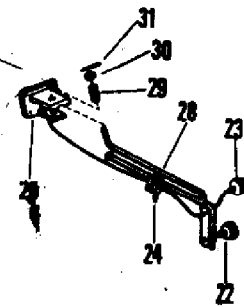
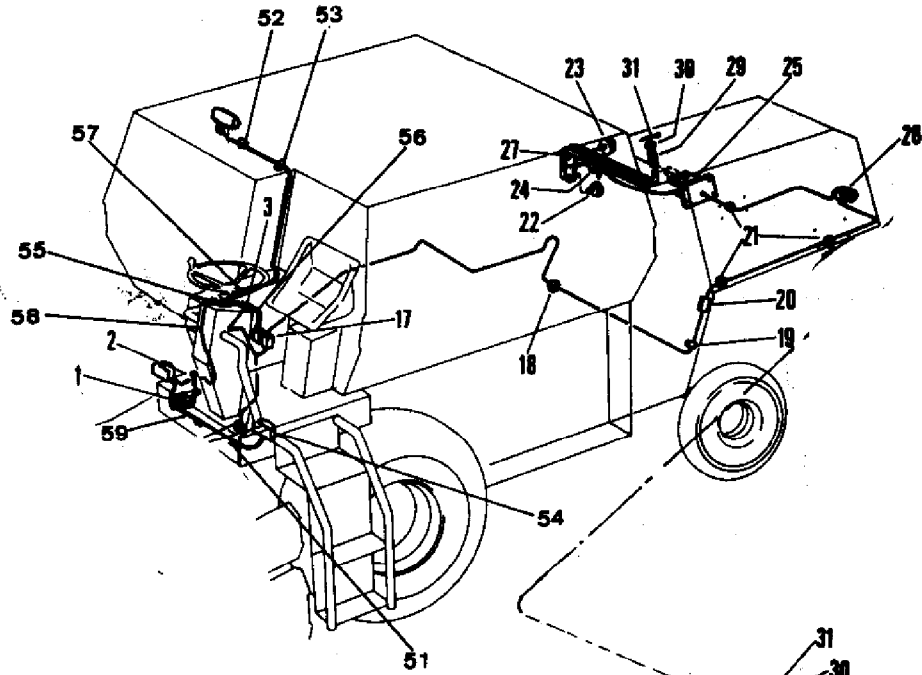
Page 208 - LIGHTING (HEAD LAMP AND TAIL LAMPS)

Item	Part Number	Qty	Part Description	Comments
1	621238M91	2	Lamp	(A)
	1604425M91	2	Lamp	(B, C)
2	621239M1	1	Lamp	(A, B, C)
3	965465M1	1	Bulb H/L 45/40w	(A)
	961866M1	1	Bulb H/L 45/40w	(B, C)
4	1600101M1	1	Screw	(A, B, C)
5	1806432M1	1	Gate	(A, B, C)
6	1806430M1	1	Window	(A, B, C)
7	1806431M1	1	Reflector	(A, B, C)
8	1601881M1	4	Fastener	(A, B, C)
9	1806433M1	1	Union	(A, B, C)
10	1806435M1	1	Reflector	(A, B)
11	418692M1	1	Strap	(A, B, C)
12	339124X1	2	Screw Metric	(A, B, C)
13	339374X1	2	Lock Washer	(A, B, C)
14	339169X1	2	Nut Metric	(A, B, C)
15	339376X1	2	Lock Washer	(A, B, C)
16	339402X1	2	Nut Metric	(A, B, C)
17	1724834M1	2	Bracket	(A)
18	390995X1	4	Nut Metric	(A)
19	339381X1	4	Lock Washer	(A)
20	390958X1	4	Screw Metric	(A)
21	390962X1	2	Screw Metric	(A)
22	960797M1	1	Light	(A)
23	960798M1	1	Light	(A)
24	950831M1	1	Bulb	(A)
25	339381X1	2	Lock Washer	(A)
26	390995X1	2	Nut Metric	(A)
27	339124X1	2	Screw Metric	(A)
28	339374X1	2	Lock Washer	(A)
29	339169X1	2	Nut Metric	(A)
30	1800698M1	1	Plate	(A)
31	390446X1	2	Pin	(A, B, C)
32	339763X1	2	Washer	(A, B, C)
33	326690M1	2	Spring	(A, B, C)
34	418694M91	2	Bracket	(A, B, C)
35	1724806M91	1	Bearer	(A, B, C)
	1724808M91	1	Bearer	(A, B, C)
	390146X1	4	Washer Metric	(A, B, C)

36	1604185M91	2	Lamp	(A, B, C)
37	1604184M1	1	Light	(A, B, C)
38	621234M1	1	Bulb 5w Festoon	(A, B, C)
39	621235M1	1	Bulb 21w Side	(A, B, C)
40	962421M2	2	Reflector	(A, B, C)
41	339381X1	2	Lock Washer	(A, B, C)
42	390995X1	2	Nut Metric	(A, B, C)
43	339381X1	4	Lock Washer	(A, B, C)
44	390995X1	4	Nut Metric	(A, B, C)
45	339402X1	4	Nut Metric	(A, B, C)
46	339560X1	8	Screw Metric	(A, B, C)
47	339375X1	8	Lock Washer	(A, B, C)
48	339030X1	8	Nut Metric	(A, B, C)
49	339451X1	2	Screw Metric	(A, B, C)
50	1628960M91	1	Lamp	(A, C)
51	1628961M1	1	Lamp	(A, C)
52	950832M1	1	Bulb P/Lamp	(A, C)
53	1806429M1	2	Screw	(A, C)
54	1807200M1	1	Bezel	(A, C)
55	1806775M1	1	Insert	(A, C)
56	1806779M1	1	Socket	(A, C)
57	1806776M1	1	Housing	(A, C)
58	1806777M1	1	Switch	(A, C)
59	339131X1	1	Bolt	(A, C)
60	1725286M1	2	Clamp	(A, C)
61	339376X1	1	Lock Washer	(A, C)
62	339539X1	1	Nut Metric	(A, C)
63	1604888M1	2	Clamp	(A, B, C)
64	621389M2	1	Bracket	(A, B, C)
65	339030X1	4	Nut Metric	(A, B, C)
66	339375X1	4	Lock Washer	(A, B, C)
67	391074X1	4	Screw Metric	(A, B, C)
68	1604664M2	2	Plate	(A, B, C)
69	339381X1	2	Lock Washer	(A, B, C)
70	390995X1	2	Nut Metric	(A, B, C)
71	619413M91	2	Lamp	(A, B, C)
72	621236M1	1	Light	(A, B, C)
73	621234M1	1	Bulb 5w Festoon	(A, B, C)
74	621235M1	1	Bulb 21w Side	(A, B, C)
75	1806421M1	2	Screw	(A, B, C)
76	1806417M1	1	Lens	(A, B, C)
77	1806422M1	1	Gasket	(A, B, C)
78	1806420M1	1	Body	(A, B, C)
				(A)

(B)
GERMANY
(C)
EUROPEAN

BELEUCHTUNG AUS FUHRUNG ENGLAND
LIGHTING EQUIPMENT FOR ENGLAND
ECLAIRAGE POUR ANGLETERRE



74-2-41

AGCO Corporation
Parts List Report

Massey Ferguson (Europe)

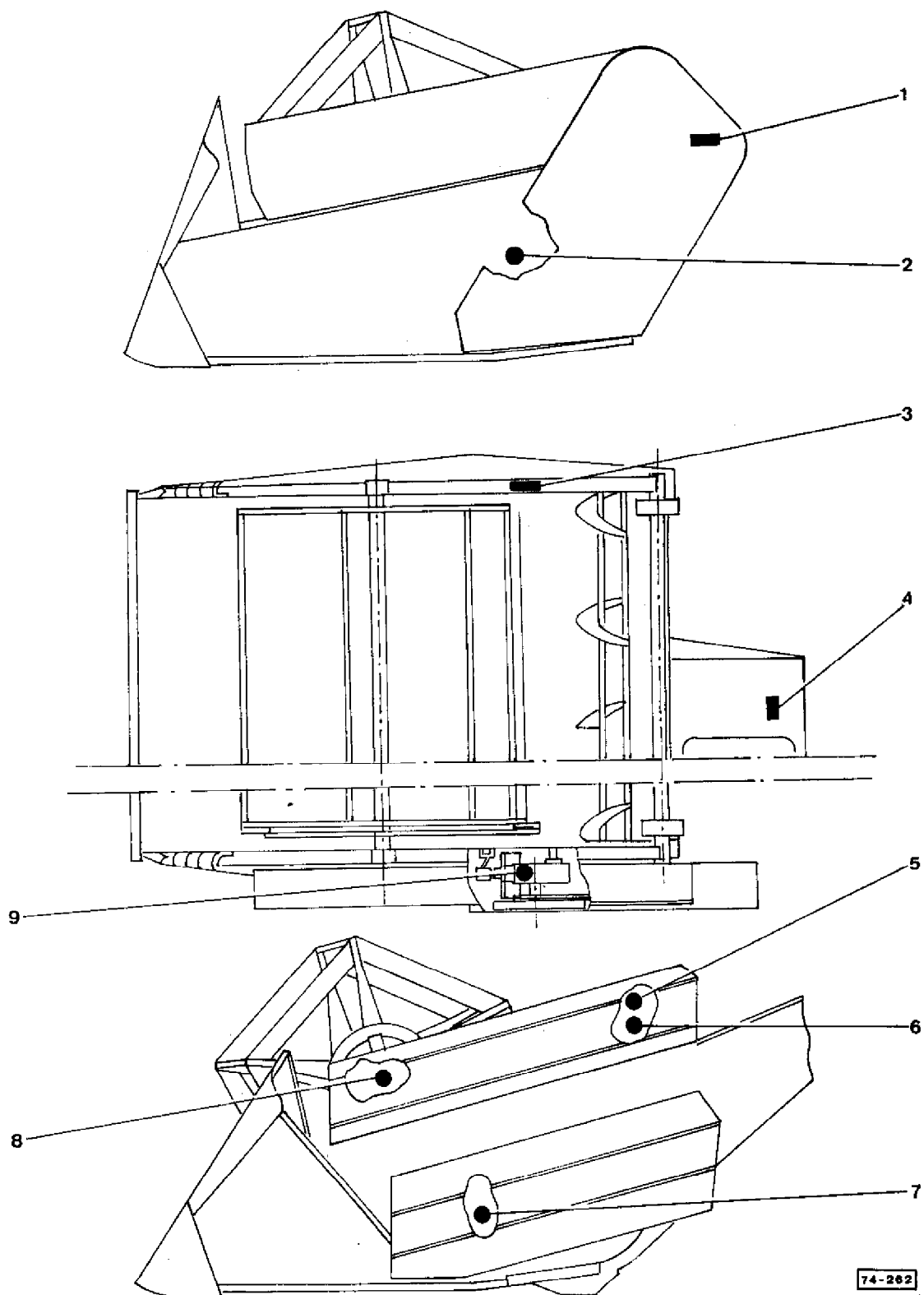
MF 206 COMBINE

Page 212 - LIGHTING EQUIPMENT - FOR ENGLAND

Item	Part Number	Qty	Part Description	Comments
				FOR ENGLAND
1	416361M1	1	Horn	
2	339124X1	1	Screw Metric	
	339374X	1	Lock Washer	
	339169X1	1	Nut Metric	
3	320808M1	1	Switch	
17	320809M2	2	Box	
	320810M2	6	Fuse	15A
	339112X1	4	Screw Metric	
	339382X1	4	Lock Washer	
	339111X1	4	Nut	
18	326920M1	1	Grommet	
19	968429M1	1	Fastener	
20	416546M1	3	Connector	
21	322825M1	3	Grommet	
22	416085M1	2	Reflector	
23	1723304M1	2	Lamp	
	327711M1	2	Bulb	12V 10W
24	403211M1	6	Clamp	
25	418694M91	2	Bracket	
	339560X1	8	Screw Metric	
	338375X1	8	Lock Washer	
	339030X1	8	Nut Metric	
26	326977M1	1	Light	
27	1723326M91	1	Tube	Right Hand
28	1723329M91	1	Tube	Left Hand
	339451X1	2	Screw Metric	
	339402X1	4	Nut Metric	
29	326690M1	2	Spring	
30	339763X1	2	Washer	
31	390446X1	2	Pin	
32	1723766M1	1	Harness	
33	320823M1	4	Rail	
34	1723767M1	1	Cable	
35	418704M1	1	Cable	
36	418705M1	1	Cable	
37	1723768M1	1	Cable	
38	1723769M1	1	Cable	
51	656447M1	6	Collar	

52	882659M1	6	Fastener
53	1800028M1	4	Grommet
54	619459M92	3	Lamp
	619415M2	3	Lamp
	950832M1	3	Bulb P/Lamp
55	1802948M1	2	Switch
56	1725308M1	1	Cable
	1725309M1	1	Cable
57	1725307M1	1	Cable
58	1725305M1	1	Cable
59	1725306M1	1	Cable

ABZIEGBILDER TISCH
TRANSFERS TABLE
DECALCOMANIE TABLE

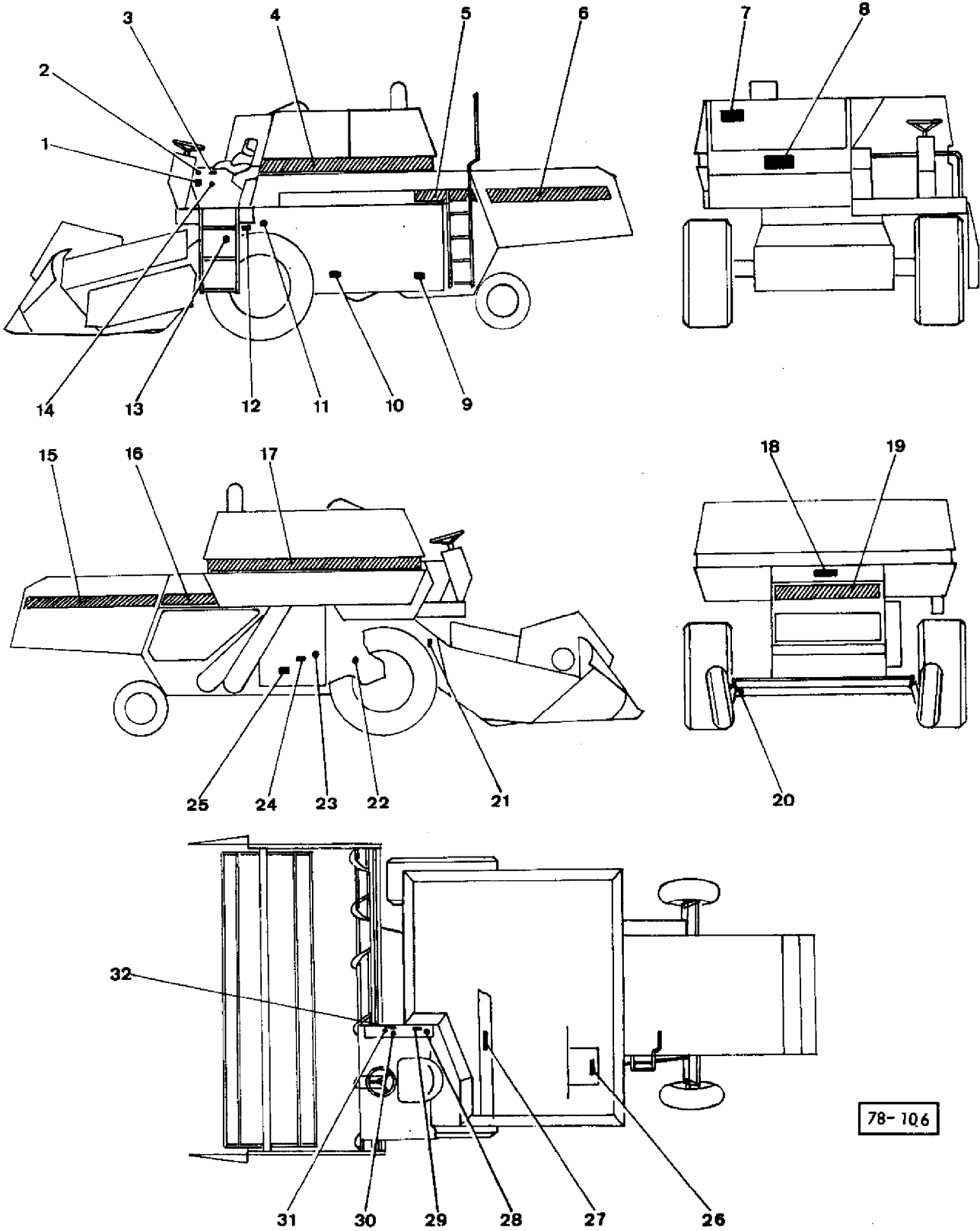


AGCO Corporation
Parts List Report

Massey Ferguson (Europe)
MF 206 COMBINE
Page 215 - TRANSFERS (TABLE)

Item	Part Number	Qty	Part Description	Comments
1	916717M1	2	Decal	(A, B, C)
2	1440102X1	1	Decal	(A, B)
3	910990M1	1	Plate	(A, B)
	391349X1	2	Rivet	(A, B)
4	916714M1	1	Decal	(A, B, C)
5	1440101X1	2	Decal	(A)
5	1440101X1	1	Decal	(B)
6	1440110X1	1	Decal	(A, B)
7	1440100X1	1	Decal	(A)
8	1440104X1	2	Decal	(A, B)
9	1440113X1	1	Decal	(B)
				(A)
				CRANKDRIVE
				(B)
				BOX DRIVE
				(C)
				FINLAND

ABZIEHBILDER
TRANSFERS
DECALCOMANIES



78-106

AGCO Corporation
Parts List Report

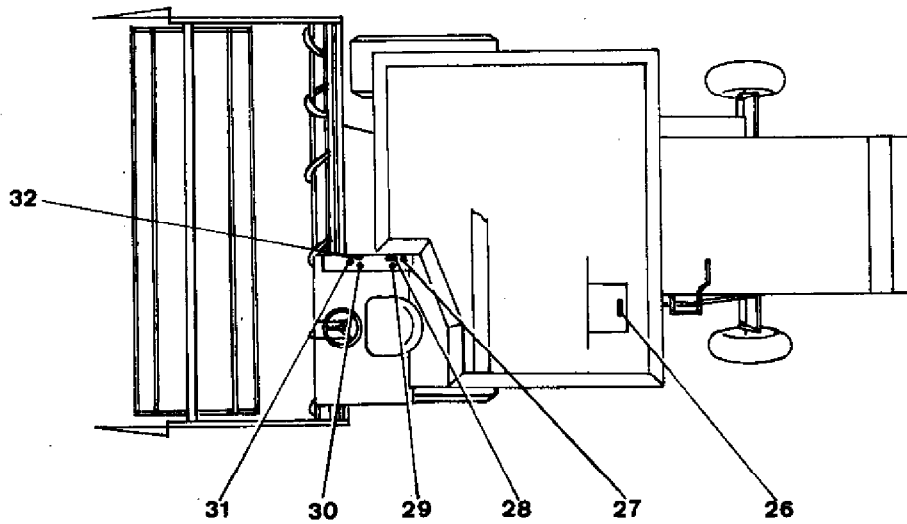
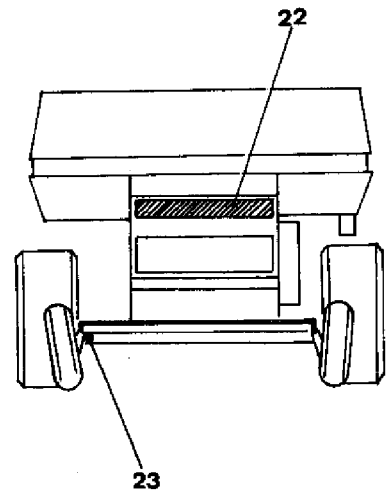
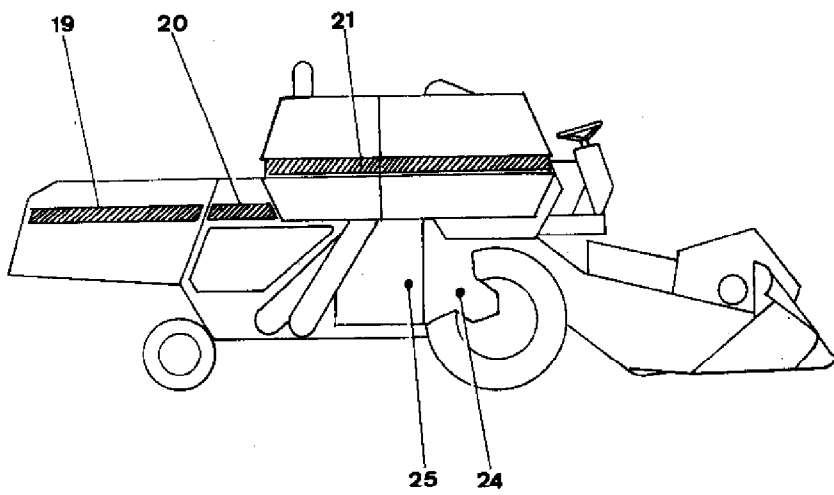
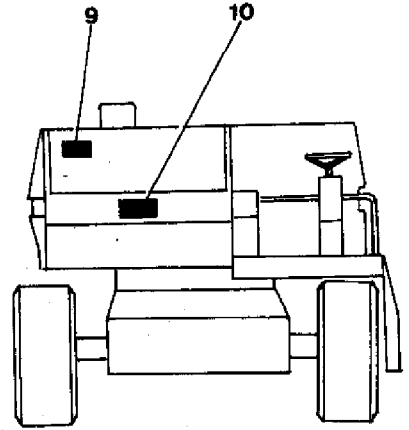
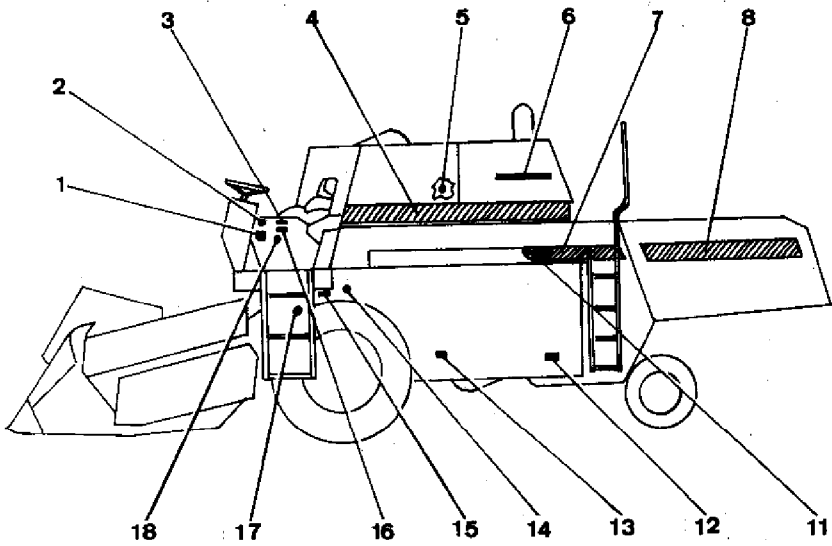
Massey Ferguson (Europe)
MF 206 COMBINE
Page 216 - TRANSFERS-FRENCH

Item	Part Number	Qty	Part Description	Comments
1	916584M1	1	Decal	(D, A)
	916584M1	1	Decal	(B)
	916583M1	1	Decal	(A)
2	916707M1	4	Decal	(B)
	916707M1	4	Decal	(A, D)
3	621108M1	1	Decal	(C)
	621110M1	1	Decal	(B)
	621115M1	1	Decal	(D, A)
4	1604121M91	1	Decal	(A, B, C)
	1604121M91	1	Decal	(A, D)
	1604122M1	1	Transfer	(A, B, C)
	1604122M1	1	Transfer	D, A)
	1604123M1	1	Transfer	(A, B, C)
	1604123M1	1	Transfer	(D, A)
5	419126M1	1	Decal	(A, B, C)
	419126M1	1	Decal	(D, A)
6	419128M1	2	Decal	(A, B, C)
	419128M1	2	Decal	(D, A)
7	1604111M1	3	Decal	(A, B, C)
	1604111M1	3	Decal	(D, A)
8	1604119M1	2	Sign	(A, B)
	1604119M1	2	Sign	(D, A)
9	621118M2	1	Transfer	(C)
	621126M1	4	Decal	(C)
10	916715M1	1	Decal	(A, B)
	916715M1	1	Decal	(A, D)
	1440113X1	1	Decal	(A, B, C)
11	1440113X1	1	Decal	(D, A)
12	324312M2	1	Decal	(C)
	634298M1	1	Decal	(B)
	622073M1	1	Decal	(A)
13	1440105X1	2	Decal	(A, B, C)
	1440105X1	2	Decal	(A, D)
14	1440112X1	1	Decal	(A, B, C)
	1440112X1	1	Decal	(A, D)
15	419127M1	2	Decal	(A, B, C)
	419127M1	2	Decal	(A, D)
16	419125M1	1	Decal	(A, B, C)
	419125M1	1	Decal	(A, D)

17	1604125M91	1	Decal	(A, B, C)
	1604125M91	1	Decal	(D, A)
18	621100M1	1	Plate	(C)
19	419121M1	1	Decal	(A, B, C)
	419121M1	1	Decal	(A)
20	1440102X1	3	Decal	(A, B, C)
	1440102X1	3	Decal	(A)
21	1440101X1	2	Decal	(A, B, C)
	1440101X1	2	Decal	(A, D)
22	1440116X1	2	Decal	(A, B, C)
	1440116X1	2	Decal	(A, D)
23	1440107X1	1	Decal	(A, B, C)
	1440107X1	1	Decal	(A, D)
24	902888M2	1	Plate	(A, B)
	902888M2	1	Plate	(D, A)
	791214M1	4	Rivet	(A, B)
25	911587M1	1	Plate	(C)
	791214M1	4	Rivet	(C)
26	1808480M2	1	Decal	(C)
27	621107M1	1	Decal	(A)
	621107M1	1	Decal	(A, D)
28	916716M1	4	Decal	(A, B)
	916716M1	4	Decal	(A)
29	621124M1	1	Decal	(A, B, C)
	621124M1	1	Decal	(A, D)
30	1440111X1	1	Decal	(A, B, C)
	1440111X1	1	Decal	(A, D)
31	1440108X1	1	Decal	(A, B, C)
	1440108X1	1	Decal	(A, D)
32	1440129X1	1	Decal	(A, B, C)
				(A)

(B)
ENGLAND
(C)
GERMANY
(D)
EXPORT

ABZIEHBILDER
TRANSFERS
DECALCOMANIES



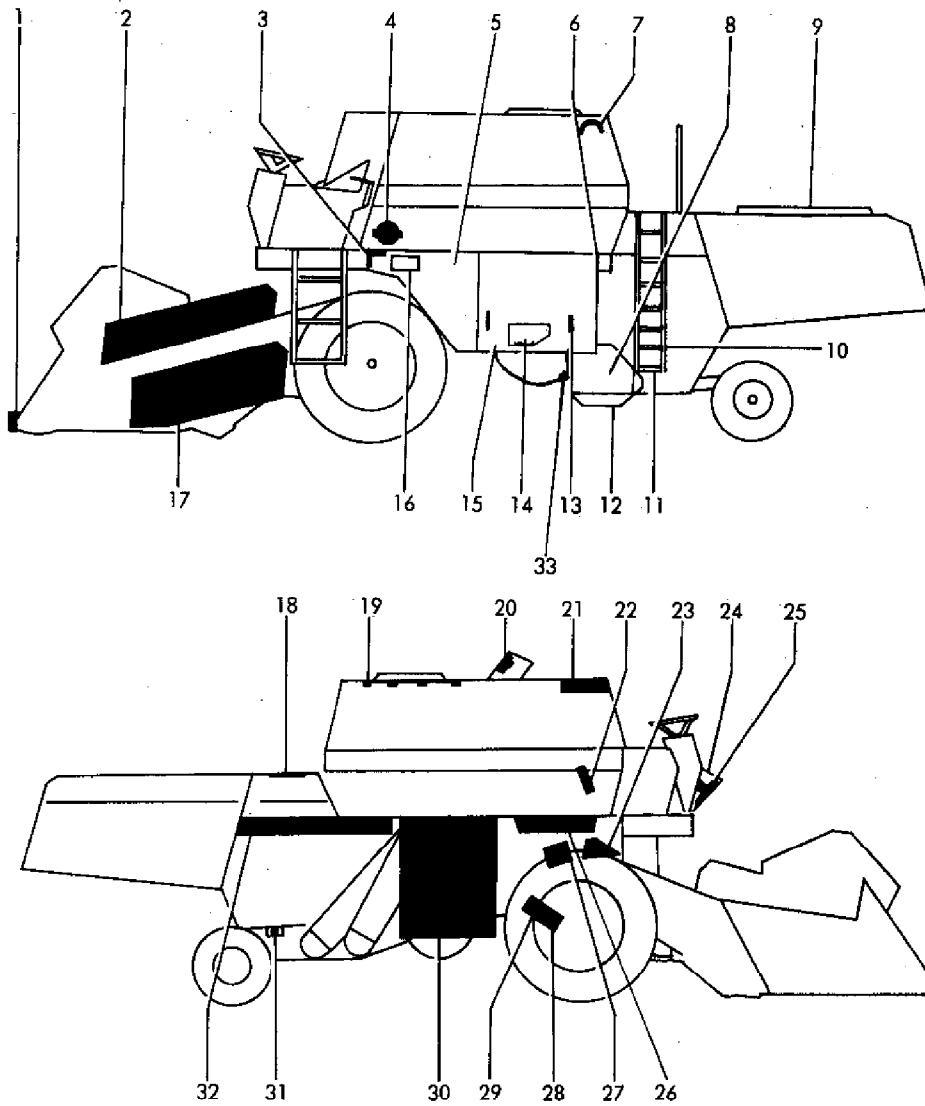
AGCO Corporation
Parts List Report

Massey Ferguson (Europe)
MF 206 COMBINE
Page 219 - TRANSFERS-FRENCH

Item	Part Number	Qty	Part Description	Comments
1	916584M1	1	Decal	(A, B)
	916584M1	1	Decal	(C, D)
2	916707M1	4	Decal	(A, B)
	916707M1	4	Decal	(C, D)
3	621105M2	1	Transfer	(B)
	621099M1	1	Decal	(C, D)
4	419183M1	1	Decal	(A, B, C)
	419184M1	1	Decal	(A, B, C)
5	1440101X1	2	Decal	(A, B, C)
	1440101X1	2	Decal	(C, D)
6	1604273M1	1	Decal	(B, C)
	1604273M1	1	Decal	(C, D)
7	419126M1	1	Decal	(A, B, C)
	419126M1	1	Decal	(C, D)
8	419128M1	2	Decal	(A, B, C)
	419128M1	2	Decal	(C, D)
9	1604111M1	3	Decal	(A, B)
	1604111M1	3	Decal	(C, D)
10	1604119M1	2	Sign	(A, B)
	1604119M1	2	Sign	(C, D)
11	419185M1	1	Decal	(A, B, C)
	419185M1	1	Decal	(C, D)
12	621116M1	1	Decal	(A)
	621117M1	1	Decal	(C, D)
13	916715M1	1	Decal	(A, B)
	916715M1	1	Decal	(C, D)
14	1440113X1	1	Decal	(A, B, C)
	1440113X1	1	Decal	(C, D)
15	621102M2	1	Transfer	(B)
	621101M1	1	Decal	(A)
	622707M1	1	Decal	(C, D)
16	621109M2	1	Decal	(B)
	916713M1	1	Decal	(A)
	621127M1	1	Decal	(C, D)
17	1440105X1	2	Decal	(A, B, C)
	1440105X1	2	Decal	(C, D)
18	1440112X1	1	Decal	(A, B, C)
	1440112X1	1	Decal	(C, D)
19	419127M1	2	Decal	(A, B, C)

	419127M1	2	Decal	(C, D)
20	419125M1	1	Decal	(A, B, C)
	419125M1	1	Decal	(C, D)
21	1604125M91	1	Decal	(A, B)
	1604125M91	1	Decal	(C, D)
22	419121M1	1	Decal	(A, B, C)
	419121M1	1	Decal	(C, D)
23	1440102X1	3	Decal	(A, B, C)
	1440102X1	3	Decal	(C, D)
24	1440116X1	2	Decal	(A, B, C)
	1440116X1	2	Decal	(C, D)
25	1440107X1	1	Decal	(A, B, C)
	1440107X1	1	Decal	(C, D)
26	1808480M2	1	Decal	(A)
27	916716M1	4	Decal	(A, B)
	916716M1	4	Decal	(C, D)
28	1440128X1	1	Decal	(B, C)
	1440128X1	1	Decal	(C, D)
29	621124M1	1	Decal	(A, B, C)
	621124M1	1	Decal	(C, D)
30	1440111X1	1	Decal	(A, B, C)
	1440111X1	1	Decal	(C, D)
31	1440108X1	1	Decal	(A, B, C)
	1440108X1	1	Decal	(C, D)
32	1440129X1	1	Decal	(A, B)
				(A)
				FINLAND
				(B)
				ITALY
				(C)
				SPAIN
				(D)
				EXPORT

SCHUTZBLECHE
GUARDS
GARANTS



AGCO Corporation
Parts List Report

Massey Ferguson (Europe)

MF 206 COMBINE

Page 220 - GUARDS-TRANSMISSION

Item	Part Number	Qty	Part Description	Comments
1	419024M91	1	Guard	
	326639M1	2	Spring	
	322979M1	2	Knotter Hook	
2	418329M91	1	Guard	
	1706587M1	2	Bush	
	339291X1	2	Bolt Metric	
	339374X1	2	Lock Washer	
	339169X1	2	Nut Metric	
	1604471M91	1	Bearer	
4	1722431M91	1	Guard	
5	1628749M93	1	Cowl	Left Hand
	1628773M91	2	Cowl	
	1628776M1	2	Stand	
	390734X1	4	Washer Metric	
	390445X1	4	Pin	
	1628015M2	1	Guard	Left Hand
6	339124X1	2	Screw Metric	
	390972X1	4	Washer Metric	
	339374X1	2	Lock Washer	
	339169X1	2	Nut Metric	
	1604860M93	1	Protector	
	1604857M1	2	Clamp	
7	339804X1	4	Screw Metric	
	390971X1	4	Washer Metric	
	339375X1	4	Lock Washer	
	339030X1	4	Nut Metric	
	916879M91	1	Cowl	
	339230X1	1	Screw Metric	
8	339692X1	1	Washer	
	339375X1	1	Lock Washer	
	1628697M1	1	Strap	
	1628699M91	1	Bearer	
9	339124X1	5	Screw Metric	
	339169X1	5	Nut Metric	
	1723497M95	1	Ladder	
10	390379X1	1	Bolt Metric	
	339124X1	2	Screw Metric	
	339169X1	3	Nut Metric	
	390379X1	2	Bolt Metric	

	339169X1	2	Nut Metric	
	390972X1	2	Washer Metric	
11	339556X1	2	Bolt Metric	
12	418473M91	1	Guard	
	339375X1	4	Lock Washer	
	339030X1	4	Nut Metric	
13	403657M1	4	Fastener	
	403660M1	4	Pin	
	390146X1	4	Washer Metric	
	390147X1	4	Pin	
14	1603076M91	1	Cowl	(A)
	339124X1	2	Screw Metric	(A)
	339761X1	1	Screw Metric	(A)
	390972X1	3	Washer Metric	(A)
	339374X1	3	Lock Washer	(A)
	339169X1	3	Nut Metric	(A)
15	1628732M92	1	Chassis	
	339124X1	10	Screw Metric	
	390972X1	10	Washer Metric	
	339374X1	10	Lock Washer	
	339169X1	10	Nut Metric	
	339727X1	6	Clevis Pin	
	390972X1	8	Washer Metric	
	390445X1	8	Pin	
	1628739M93	1	Bracket	
	339124X1	4	Screw Metric	
	339374X1	4	Lock Washer	
	339169X1	1	Nut Metric	
16	1721814M91	1	Cowl	(B)
	339107X1	1	Wingbolt	(B)
	339024X1	1	Washer Metric	(B)
	339374X1	1	Lock Washer	(B)
17	418326M91	1	Guard	
18	230561M1	5	Band	(A)
19	1628712M91	1	Guard	(A)
	1603396M91	1	Cowl	(C)
				(D)
	339332X1	2	Bolt	(A)
				(C)
				(D)
	339374X1	2	Lock Washer	(A)
				(C)
				(D)
	339169X1	2	Nut Metric	(A)
				(C)
				(D)

20	1723507M91	1	Cowl	(A)
				(C)
	390379X1	2	Bolt Metric	(A)
				(C)
	1723510M91	1	Cowl	(A)
				(C)
				(D)
	339124X1	3	Screw Metric	(A)
				(C)
				(D)
	339374X1	3	Lock Washer	(A)
				(C)
				(D)
				(D)
21	339169X1	1	Nut Metric	(A)
				(C)
				(D)
	1604569M91	1	Panel	(A)
	1604061M1	1	Plate	(A)
	1604571M1	1	Profile	(A)
	391074X1	2	Screw Metric	(A)
	339375X1	2	Lock Washer	(A)
	339030X1	2	Nut Metric	(A)
	339124X1	6	Screw Metric	(A)
390972X1	6	Washer Metric	(A)	
339374X1	6	Lock Washer	(A)	
339169X1	6	Nut Metric	(A)	
22	1604423M1	1	Bearer	(A)
	390450X1	1	Pin	(A)
	339560X1	2	Screw Metric	(A)
	339375X1	2	Lock Washer	(A)
	339030X1	2	Nut Metric	(A)
23	418979M1	1	Cowl	
	339123X1	2	Screw Metric	
	391166X1	2	Washer Metric	
	339374X1	2	Lock Washer	
	339169X1	2	Nut Metric	
	1724161M92	1	Cowl	(A)
				(C)
				(D)
	339761X1	1	Screw Metric	(A)
				(C)
			(D)	
	339123X1	3	Screw Metric	(A)
				(C)
				(D)
	391166X1	3	Washer Metric	(A)

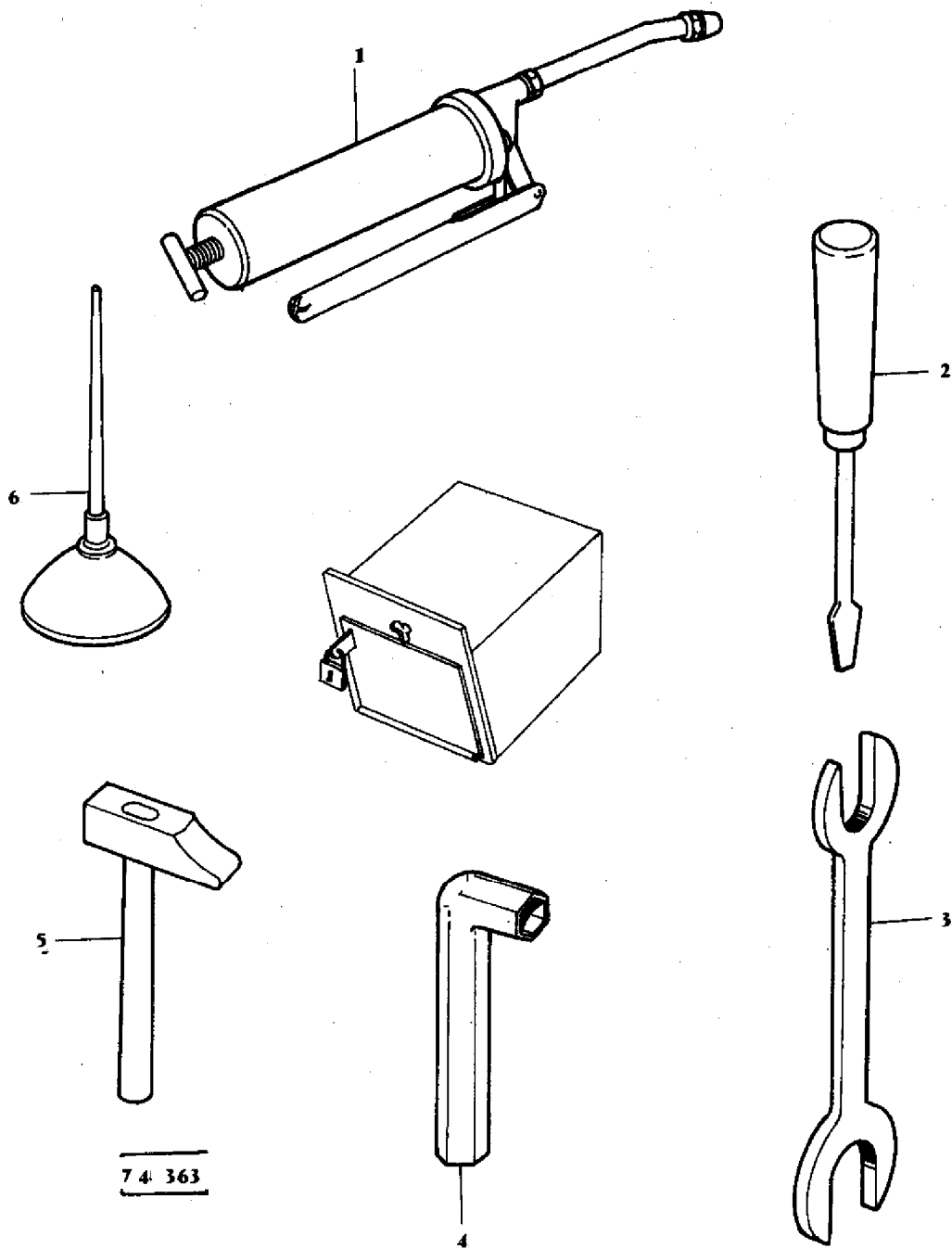
				(C)
				(D)
	339374X1	3	Lock Washer	(A)
				(C)
	339169X1	3	Nut Metric	(D)
				(A)
	1604961M1	1	Cowl	(C)
				(D)
	338828X1	8	Rivet	(A)
				(C)
	339362X1	8	Washer	(D)
				(A)
				(C)
				(D)
24	419049M1	1	Wedge	(A)
	1604644M1	2	Pad	(A)
	1604643M1	2	Pad	(A)
25	1604388M91	1	Bearer	(A)
	339282X1	2	Screw Metric	(A)
	339402X1	2	Nut Metric	(A)
	419044X1	1	Spring	
	322979X1	1	Hook	
	1604644M1	2	Pad	
	1604643M1	2	Pad	
	419049M1	1	Wedge	
	339282X1	2	Screw Metric	
	339402X1	2	Nut Metric	
26	1628767M91	1	Panel	
	339107X1	2	Wingbolt	
	339106X1	2	Nut Metric	
	1604104M92	1	Cowl	(B)
	339123X1	1	Screw Metric	(B)
	339124X1	4	Screw Metric	(B)
	391166X1	4	Washer Metric	(B)
	339374X1	4	Lock Washer	(B)
	339169X1	4	Nut Metric	(B)
27	1723541M1	1	Cowl	(A)
				(C)
28	339534X1	2	Washer Metric	(A)
	353693X1	2	Screw Unc	(A)
29	1628208M92	1	Cowl	(A)
30	1628557M91	1	Bearer	(B)
	339123X1	2	Screw Metric	(B)

	339374X1	2	Lock Washer	(B)
	339169X1	2	Nut Metric	(B)
31	1604964M1	2	Washer	
32	1628011M1	1	Panel	
	390972X1	4	Washer Metric	
	339374X1	2	Lock Washer	
	339169X1	2	Nut Metric	
	339124X1	2	Screw Metric	
33	339556X1	1	Bolt Metric	
	339534X1	1	Washer Metric	
	339376X1	1	Lock Washer	
	339402X1	1	Nut Metric	

(A)
GERMANY
(B)
WITH TANKER
(C)

(D)
SCANDINAVIA

MERKZUGE
TOOLS
OUTILS



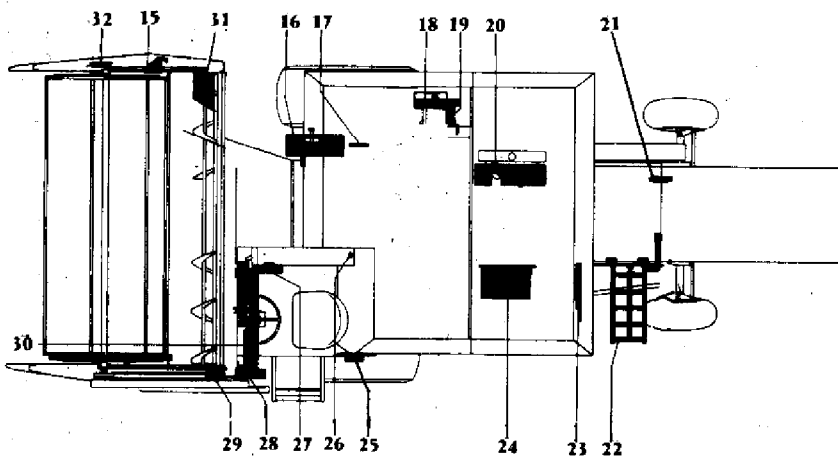
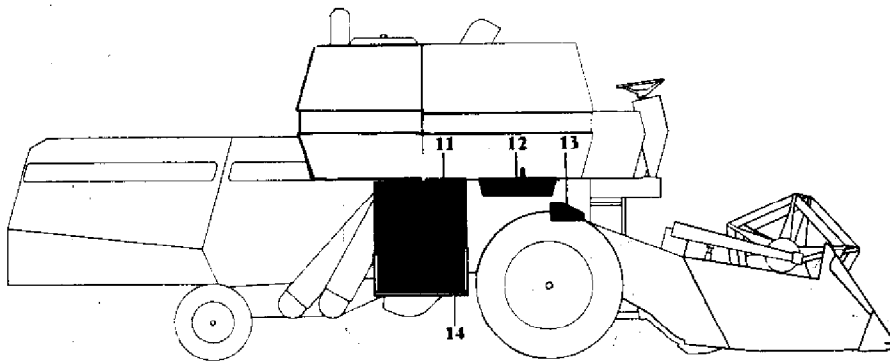
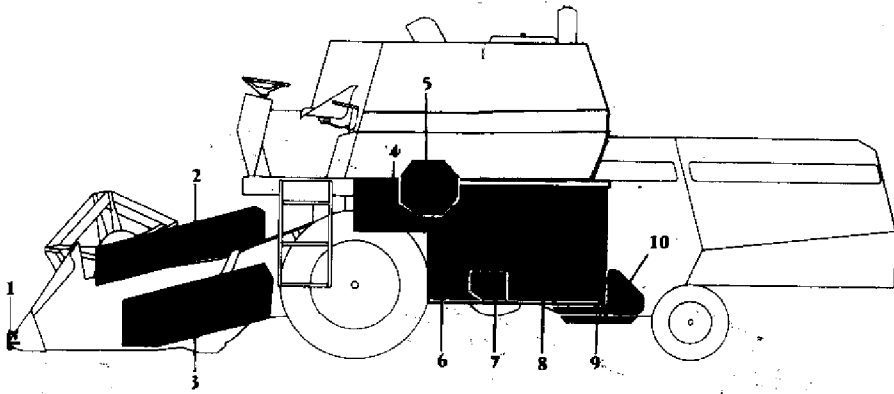
74 363

AGCO Corporation
Parts List Report

Massey Ferguson (Europe)
MF 206 COMBINE
Page 227 - TOOLS

Item	Part Number	Qty	Part Description	Comments
1	1603181M91	1	Grease Gun	(A)
	609785M1	1	Pump	(A)
2	403215M1	1	Screwdriver	
3	390184X1	1	Wrench	9 X 11
	392685X1	1	Wrench	10 X 14
	391108X1	1	Wrench	13 X 14
	322686M1	1	Wrench	17 X 19
	390860X1	1	Wrench	19 X 24
	322687M1	1	Spanner	22 X 24
	323485M1	1	Spanner	30 X 36
4	391113X1	1	Socket	
5	390185X1	1	Hammer	
6	403217M1	1	Oiler	
				(A)
				ALTERNATIVE

SCHUTZBLECHE EXPORT
GUARDS EXPORT
GARANTS EXPORT



AGCO Corporation
Parts List Report

Massey Ferguson (Europe)
MF 206 COMBINE
Page 228 - GUARDS EXPORT

Item	Part Number	Qty	Part Description	Comments
1	419024M91	1	Guard	(A, B, C)
	326639M1	2	Spring	(A, B, C)
	322979M1	2	Knotter Hook	(A, B, C)
2	418329M91	1	Guard	(A, B, C)
	1706587M1	2	Bush	(A, B, C)
	339291X1	2	Bolt Metric	(A, B, C)
	339374X1	2	Lock Washer	(A, B, C)
	339169X1	2	Nut Metric	(A, B, C)
	418326M91	1	Guard	(A, B, C)
4	1603045M91	1	Cowl	(A, B, C)
	339107X1	1	Wingbolt	(A, B, C)
	339024X1	1	Washer Metric	(A, B, C)
	339374X1	1	Lock Washer	(A, B, C)
5	916892M91	1	Cowl	(A, C)
	916881M91	1	Bearer	(A, C)
	339282X1	2	Screw Metric	(A, C)
	339376X1	2	Lock Washer	(A, C)
	339402X1	2	Nut Metric	(A, C)
	916893M1	1	Cowl	(A, C)
	916886M2	1	Plate	(A, C)
	339124X1	8	Screw Metric	(A, C)
	390972X1	2	Washer Metric	(A, C)
	339374X1	8	Lock Washer	(A, C)
339169X1	7	Nut Metric	(A, C)	
6	418308M92	1	Bearer	(A, B, C)
	339761X1	2	Screw Metric	(A, B, C)
	339024X1	2	Washer Metric	(A, B, C)
	339374X1	2	Lock Washer	(A, B, C)
	339169X1	2	Nut Metric	(A, B, C)
	339124X1	1	Screw Metric	(A, B, C)
	339374X1	1	Lock Washer	(A, B, C)
	339169X1	1	Nut Metric	(A, B, C)
7	1603076M91	1	Cowl	(C)
	339124X1	2	Screw Metric	(C)
	339761X1	1	Screw Metric	(C)
	390972X1	3	Washer Metric	(C)
	339374X1	3	Lock Washer	(C)
	339169X1	3	Nut Metric	(C)
8	916913M91	1	Cowl	(C)

	916912M92	1	Support	(C)
	339124X1	2	Screw Metric	(C)
	390972X1	2	Washer Metric	(C)
	339374X1	2	Lock Washer	(C)
	339169X1	2	Nut Metric	(C)
	339727X1	2	Clevis Pin	(C)
	1440921X1	2	Washer Metric	(C)
	391400X1	2	Pin	(C)
9	418473M91	1	Guard	(A, B, C)
	339375X1	4	Lock Washer	(A, B, C)
	339030X1	4	Nut Metric	(A, B, C)
10	916879M91	1	Cowl	(A, B, C)
	339230X1	1	Screw Metric	(A, B, C)
	339692X1	1	Washer	(A, B, C)
	339375X1	1	Lock Washer	(A, B, C)
11		3	Screen	(A, B, C)
12	1604104M92	1	Cowl	(A, B, C)
	339123X1	1	Screw Metric	(A, B, C)
	339124X1	3	Screw Metric	(A, B, C)
	391166X1	4	Washer Metric	(A, B, C)
	339374X1	4	Lock Washer	(A, B, C)
	339169X1	4	Nut Metric	(A, B, C)
13	418979M1	1	Cowl	(A, B, C)
14	418319M91	1	Bearer	(A, B, C)
	339123X1	3	Screw Metric	(A, B, C)
	339374X1	3	Lock Washer	(A, B, C)
	339169X1	3	Nut Metric	(A, B, C)
	391166X1	1	Washer Metric	(A, B, C)
15	1723517M92	1	Cowl	(A, B, C)
	339230X1	2	Screw Metric	(A, B, C)
	339081X1	1	Screw Metric	(A, B, C)
	339376X1	1	Lock Washer	(A, B, C)
	339588X1	1	Washer	(A, B, C)
	339030X1	2	Nut Metric	(A, B, C)
16	1724161M91	1	Guard	(A, B, C)
	339123X1	3	Screw Metric	(A, B, C)
	391166X1	3	Washer Metric	(A, B, C)
	339374X1	3	Lock Washer	(A, B, C)
	339169X1	3	Nut Metric	(A, B, C)
	339761X1	1	Screw Metric	(A, B, C)
17	1723541M1	1	Cowl	(A)
18	1723510M91	1	Cowl	(A, B, C)
	339124X1	3	Screw Metric	(A, B, C)
	339374X1	3	Lock Washer	(A, B, C)
	339169X1	1	Nut Metric	(A, B, C)
19	1723507M91	1	Cowl	(A, C)

	390379X1	2	Bolt Metric	(A, C)
20	1603396M91	1	Cowl	(A, B, C)
	339761X1	2	Screw Metric	(A, B, C)
	339374X1	2	Lock Washer	(A, B, C)
	339169X1	2	Nut Metric	(A, B, C)
21	1604964M1	2	Washer	(B)
22	1723497M91	1	Ladder	(A, B, C)
	339556X1	2	Bolt Metric	(A, B, C)
	339124X1	3	Screw Metric	(A, B, C)
	390379X1	2	Bolt Metric	(A, B, C)
	390972X1	2	Washer Metric	(A, B, C)
	339169X1	5	Nut Metric	(A, B, C)
23	1723540M1	1	Cowl	(A, C)
	391074X1	2	Screw Metric	(A, C)
	339375X1	2	Lock Washer	(A, C)
	339030X1	2	Nut Metric	(A, C)
	390379X1	1	Bolt Metric	(A, C)
24	1723505M94	1	Cowl	(A)
	339761X1	1	Screw Metric	(A)
	339374X1	1	Lock Washer	(A)
	339169X1	1	Nut Metric	(A)
25	1722431M91	1	Guard	(A)
26	1723572M91	1	Channel	(A, B, C)
27	1723595M91	1	Cowl	(A, B, C)
28	1723562M91	1	Cowl	(A, B, C)
	339124X1	2	Screw Metric	(A, B, C)
	339374X1	2	Lock Washer	(A, B, C)
29	1628307M91	1	Cowl	(A, B, C)
30	1723594M91	1	Cowl	(A, B, C)
	1723592M91	1	Cowl	(A, B, C)
	391074X1	6	Screw Metric	(A, B, C)
	339375X1	6	Lock Washer	(A, B, C)
	339030X1	6	Nut Metric	(A, B, C)
	339123X1	1	Screw Metric	(A, B, C)
	339761X1	2	Screw Metric	(A, B, C)
	339374X1	1	Lock Washer	(A, B, C)
	339169X1	1	Nut Metric	(A, B, C)
	391166X1	1	Washer Metric	(A, B, C)
31	1628748M91	1	Cowl	(A, B, C)
	339228X1	3	Screw Metric	(A, B, C)
	390972X1	2	Washer Metric	(A, B, C)
	339374X1	3	Lock Washer	(A, B, C)
	339169X1	2	Nut Metric	(A, B, C)
32	1723515M1	1	Cowl	(A)
				(A)
				UK

(B)
SWEDEN
(C)
GERMANY
