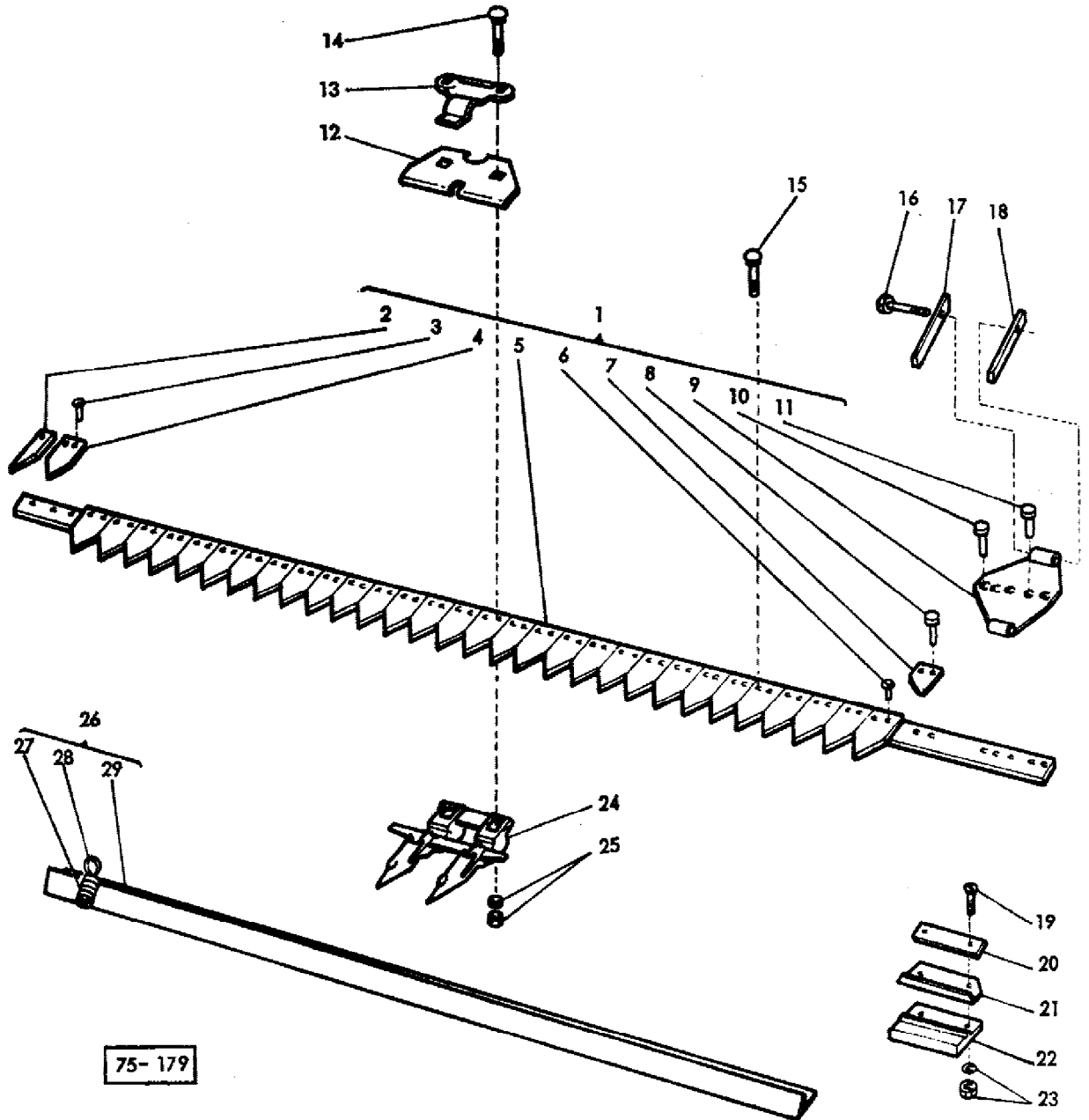


LAME
MESSER
CUCHILLA
KNIFE } 8'



75-179

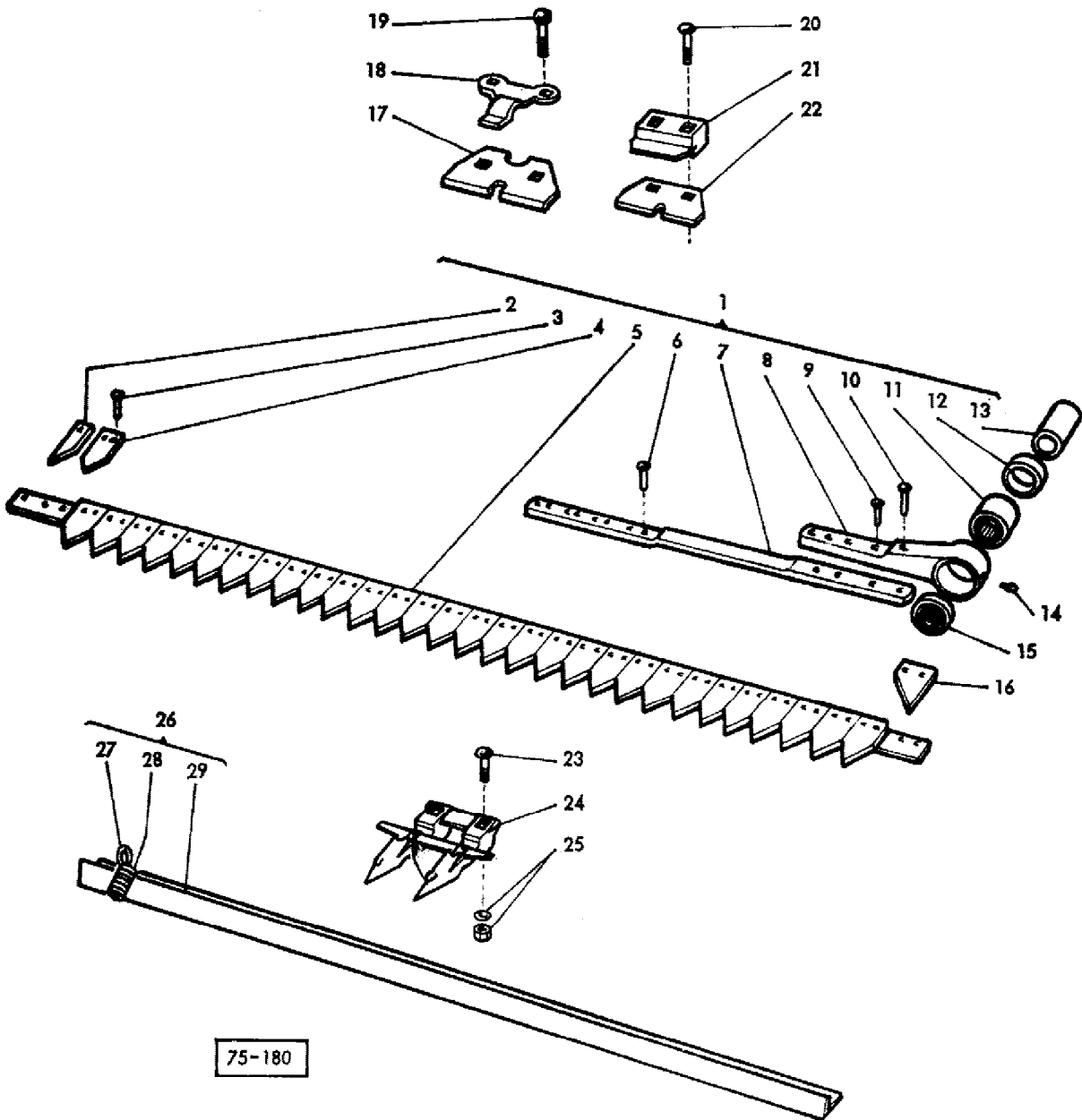
AGCO Corporation
Parts List Report

Massey Ferguson (Europe)
MF 487 COMBINE
Page 3 - KNIFE - 8'

Item	Part Number	Qty	Part Description	Comments
				8'
1	403320M93	2	Knife	(A)
1	403320M93	1	Knife	(B)
	417836M91	1	Knife	(B)
2	790863X1	2	Section	(A)
2	790863X1	1	Section	(B)
3	391493X1	136	Rivet	(A)
3	391493X1	68	Rivet	(B)
4	206236M1	66	Section	(A)
	210987M1	33	Section	(B)
5	1724501M1	2	Stem	(A)
5	1724501M1	1	Stem	(B)
6	391493X1	136	Rivet	(A)
6	391493X1	68	Rivet	(B)
7	647116M1	2	Section	(A)
7	647116M1	1	Section	(B)
8	391498X1	6	Rivet	(A)
8	391498X1	3	Rivet	(B)
9	1724499M91	2	Head	(A)
9	1724499M91	1	Head	(B)
10	349419X1	8	Rivet	(A)
10	349419X1	4	Rivet	(B)
11	391498X1	6	Rivet	(A)
11	391498X1	3	Rivet	(B)
12	206196M1	8	Guide	(A, B)
13	206195M1	8	Clip	(A, B)
14	1442457X1	16	Bolt Metric	(A, B)
15	1442456X1	18	Screw	(A, B)
16	339204X1	2	Screw	(A, B)
	339376X1	2	Lock Washer	(A, B)
	339402X1	2	Nut Metric	(A, B)
17	402321M1	1	Plate	(A, B)
18	402321M1	1	Plate	(A, B)
19	390640X1	2	Screw Metric	(A, B)
20	404795M1	1	Plate	(A, B)
21	404409M1	1	Guide	(A, B)
22	404410M1	1	Guide	(A, B)
23	339376X1	2	Lock Washer	(A, B)
	339402X1	2	Nut Metric	(A, B)

24	609993M91	17	Finger	(A, B)
25	339534X1	34	Washer Metric	(A, B)
	339402X1	34	Nut Metric	(A, B)
26	402727M91	1	Shield	(A, B)
27	322980M1	2	Spring	(A, B)
28	322979M1	2	Knotter Hook	(A, B)
29		1		Not Serviced, Order 26
				(A)
				2 SERATED VERSION
				(B)
				1 SERATED VERSION + 1 SMOOTH VERSION

LAME
MESSER
CUCHILLA
KNIFE } 10'



75-180

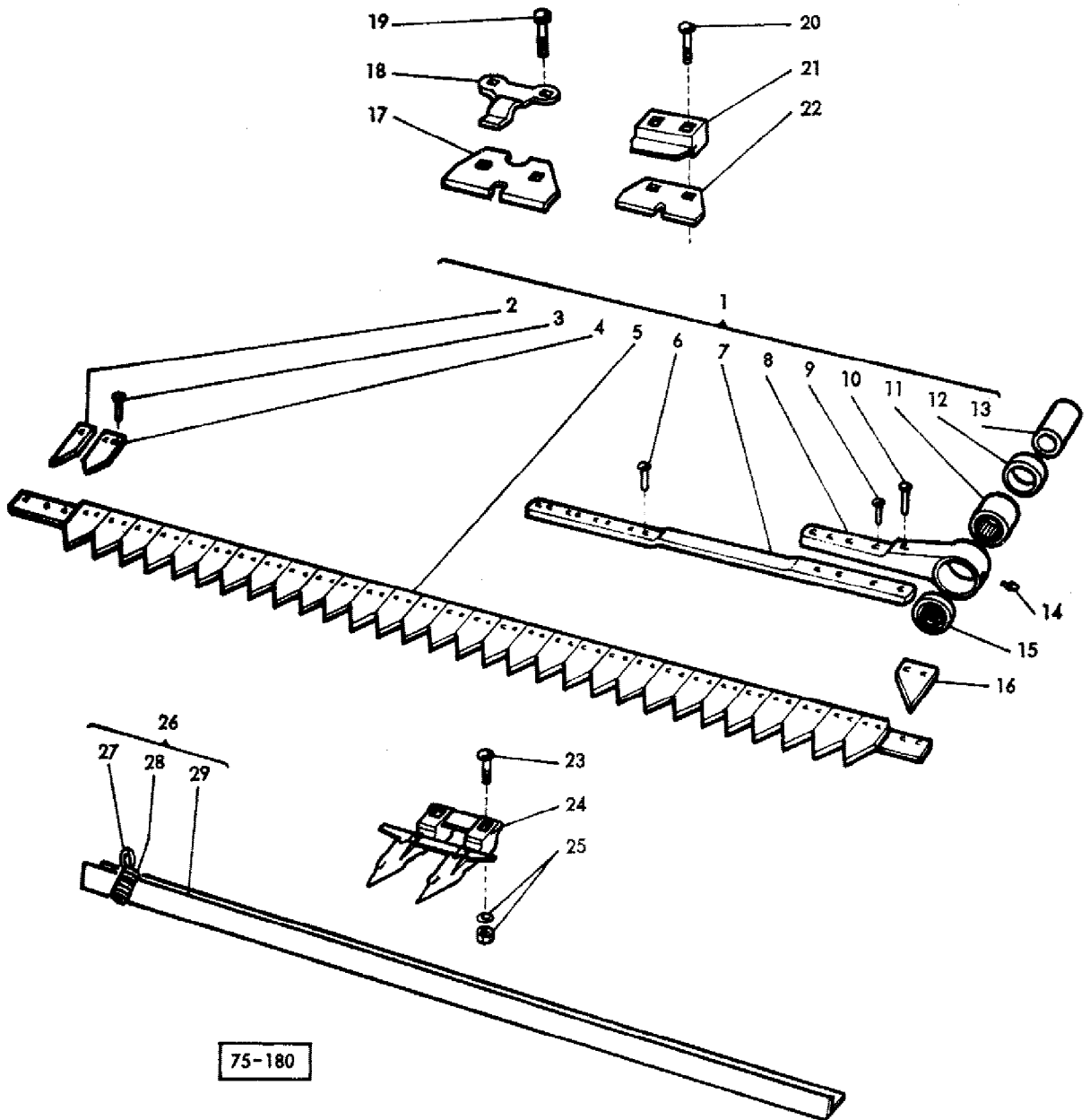
AGCO Corporation
Parts List Report

Massey Ferguson (Europe)
MF 487 COMBINE
Page 4 - KNIFE - 10'

Item	Part Number	Qty	Part Description	Comments
				10'
1	1723545M92	2	Knife	(A)
1	1723545M92	1	Knife	(A)
	1724687M91	1	Knife	(B)
2	790963M1	2	Section	(A)
2	790963M1	1	Section	(B)
3	391493X1	148	Rivet	(A)
3	391493X1	74	Rivet	(B)
4	206236M1	78	Section	(A)
	210987M1	39	Section	(B)
5	1724506M1	2	Support	(A)
5	1724506M1	1	Support	(B)
6	1441934X1	16	Rivet	(A)
6	1441934X1	8	Rivet	(B)
7	785583M1	2	Spring	(A)
7	785583M1	1	Spring	(B)
8	785584M1	2	Head	(A)
8	785584M1	1	Head	(B)
9	29140X	8	Rivet	(A)
9	29140X	4	Rivet	(B)
10	29142X	2	Rivet	(A)
10	29142X	1	Rivet	(B)
11	833083M1	2	Bearing Needle	(A)
11	833083M1	1	Bearing Needle	(B)
12	831225M1	2	Seal	(A)
12	831255M1	1	Pin	(B)
13	239242M1	2	Roller	(A)
13	239242M1	1	Roller	(B)
14	13811X	2	Grease Nipple	(A)
14	13811X	1	Grease Nipple	(B)
15	831225M1	2	Seal	(A)
15	831225M1	1	Seal	(B)
16	647116M1	2	Section	(A)
16	647116M1	1	Section	(B)
17	206196M1	10	Guide	(A, B)
18	206195M1	8	Clip	(A, B)
19	1442457X1	16	Bolt Metric	(A, B)
20	1441671X1	2	Bolt Metric	(A, B)
21	786506M1	1	Clip	(A, B)

22	206196M1	10	Guide	(A, B)
23	1442456X1	22	Screw	(A, B)
24	609993M91	20	Finger	(A, B)
25	339534X1	40	Washer Metric	(A, B)
	339402X1	40	Nut Metric	(A, B)
26	402729M91	1	Guard	(A, B)
27	322979M1	2	Knotter Hook	(A, B)
28	322980M1	2	Spring	(A, B)
29		1		Not Serviced, Order 26
				(A, B)
				(A)
				2 SERATED VERSION
				(B)
				1 SERATED VERSION + 1 SMOOTH VERSION

LAME
MESSER
CUCHILLA
KNIFE } 12'



75-180

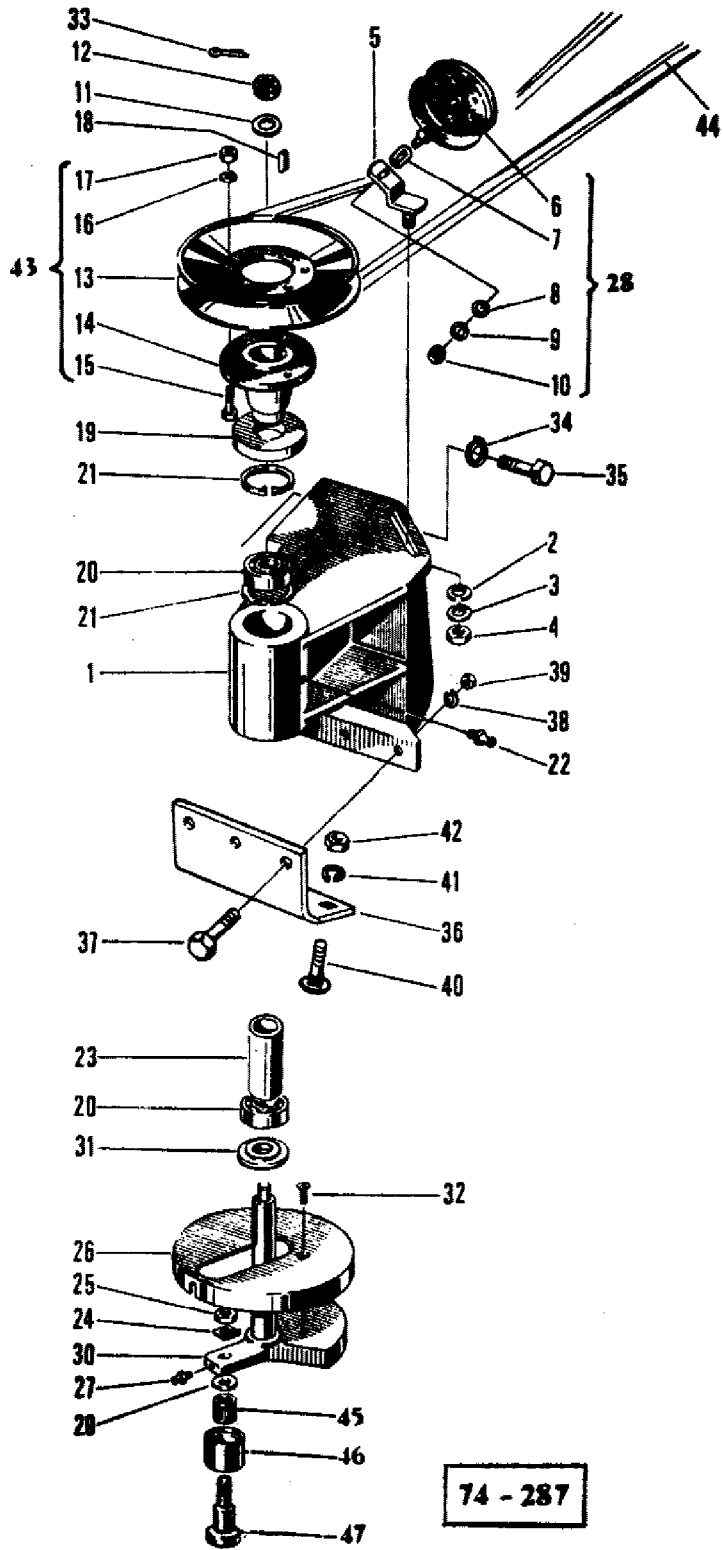
AGCO Corporation
Parts List Report

Massey Ferguson (Europe)
MF 487 COMBINE
Page 5B - KNIFE - 12'

Item	Part Number	Qty	Part Description	Comments
				12'
1	1721354M92	2	Knife	(A)
1	1721354M92	1	Knife	(B)
	1724688M91	1	Knife	(B)
2	790863M1	2	Section	(A)
2	790863M1	1	Section	(B)
3	391493X1	180	Rivet	(A)
3	391493X1	90	Rivet	(B)
4	206236M1	94	Section	(A)
	210987M1	47	Section	(B)
5	1724507M1	2	Bearer	(A)
5	1724507M1	1	Bearer	(B)
6	1441934X1	16	Rivet	(A)
6	1441934X1	8	Rivet	(B)
7	785583M1	2	Spring	(A)
7	785583M1	1	Spring	(B)
8	785584M1	2	Head	(A)
8	785584M1	1	Head	(B)
9	29140X	8	Rivet	(A)
9	29140X	4	Rivet	(B)
10	29142X	2	Rivet	(A)
10	29142X	1	Rivet	(B)
11	833083M1	2	Bearing Needle	(A)
11	833083M1	1	Bearing Needle	(B)
12	831225M1	2	Seal	(A)
12	831255M1	1	Pin	(B)
13	239242X1	2	Bearing	(A)
13	239242X1	1	Bearing	(B)
14	13811X	2	Grease Nipple	(A)
14	13811X	1	Grease Nipple	(B)
15	831225M1	2	Seal	(A)
15	831225M1	1	Seal	(B)
16	647116M1	2	Section	(A)
16	647116M1	1	Section	(B)
17	206196M1	12	Guide	(A, B)
18	206195M1	10	Clip	(A, B)
19	1442457X1	20	Bolt Metric	(A, B)
20	1441671X1	2	Bolt Metric	(A, B)

21	786506M1	1	Clip	(A, B)
22	206196M1	12	Guide	(A, B)
23	1442456X1	26	Screw	(A, B)
24	609993M91	24	Finger	(A, B)
25	339534X1	48	Washer Metric	(A, B)
	339402X1	48	Nut Metric	(A, B)
26	403810M91	1	Guard	(A, B)
27	322979M1	2	Knotter Hook	(A, B)
28	322980M1	1	Spring	(A, B)
29		1		Not Serviced, Order 26
				(A, B)
				(A)
				2 SERATED VERSION
				(B)
				1 SERATED VERSION + 1 SMOOTH VERSION

COMMANDE DE LAME
MESSERANTRIEB
MANDO DE LA CUCHILLA
KNIFE DRIVER



74 - 287

AGCO Corporation
Parts List Report

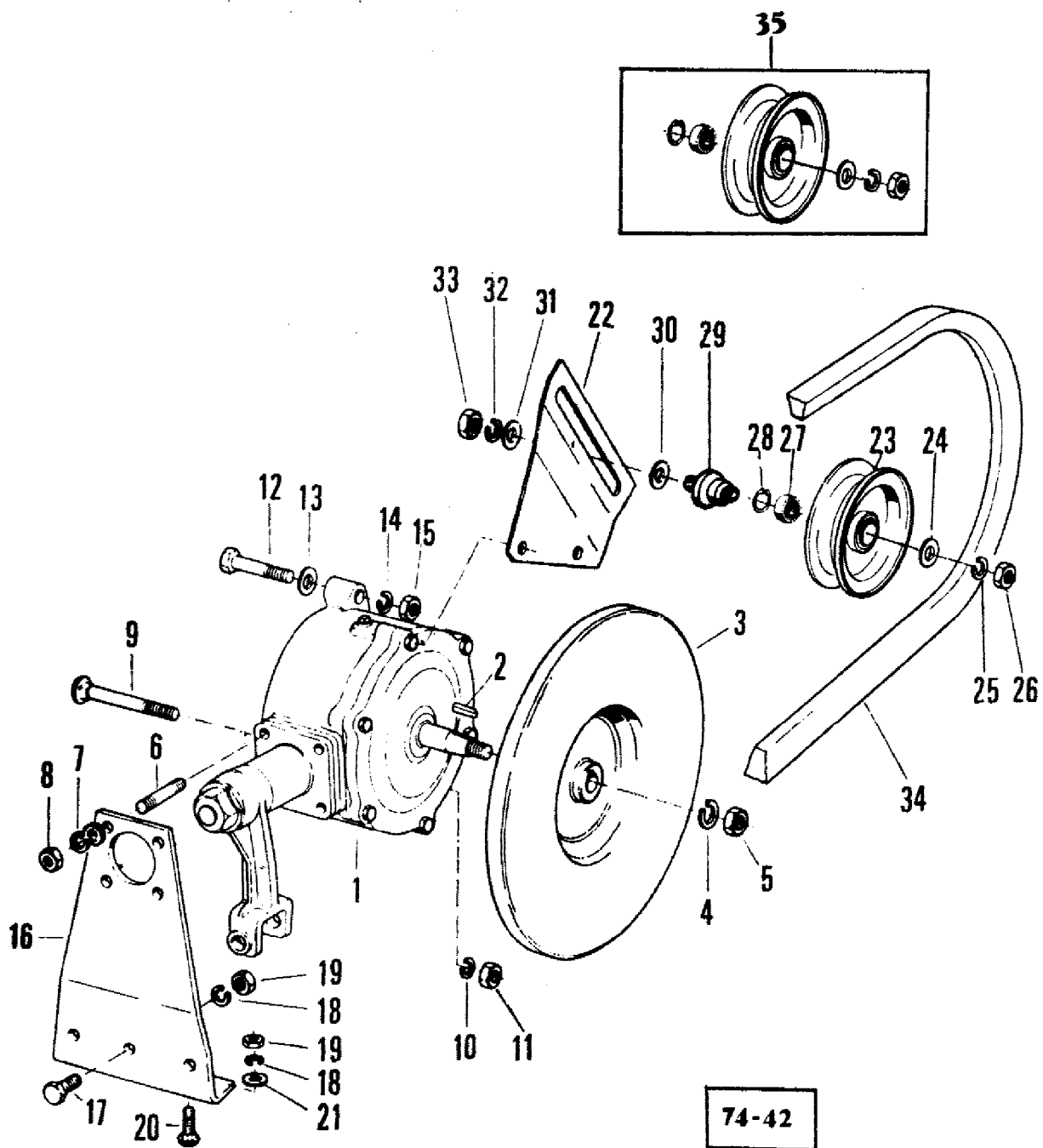
Massey Ferguson (Europe)
MF 487 COMBINE
Page 7 - KNIFE DRIVE - 8'

Item	Part Number	Qty	Part Description	Comments
	417264M91	1	Bracket	8'
1	417265M1	1	Bracket	
2	339072X1	1	Washer	
3	339380X1	1	Washer	
4	339070X1	1	Nut	
5	417205M91	1	Bearer	
6	416580M91	1	Pulley	
7	416584M1	1	Washer	
8	339072X1	1	Washer	
9	339380X1	1	Washer	
10	339070X1	1	Nut	
11	391459X1	1	Washer Metric	
12	391232X1	1	Nut	
13	403735M91	1	Pulley	
14	417267M1	1	Hub	
15	339666X1	6	Screw Metric	
16	339375X1	6	Lock Washer	
17	339030X1	6	Nut Metric	
18	391411X1	1	Key Door	
19	417268M1	1	Plate	
20	1440489X1	2	Bearing Ball	
21	339199X1	2	Ring	
22	339033X1	1	Nipple	
23	417269M1	1	Tube	
24	412383M1	1	Plate	
25	339070X1	1	Nut	
26	402997M1	1	Cover	
27	390843X1	1	Nipple	
28	416579M91	1	Pulley	
29	412381M1	1	Washer	
30	417270M91	1	Shaft	
31	417273M1	1	Washer	
32	339153X1	2	Screw Metric	
33	390448X1	1	Pin	
34	339374X1	2	Lock Washer	
	339169X1	2	Nut Metric	
35	339123X1	2	Screw Metric	
36	404411M1	1	Anglepiece	

37	339814X1	3	Screw Metric
38	339376X1	3	Lock Washer
39	339402X1	3	Nut Metric
40	339172X1	3	Bolt Metric
41	339376X1	3	Lock Washer
42	339402X1	3	Nut Metric
43	417266M91	1	Pulley
44	402607M1	1	Belt
45	339569X1	1	Bearing
46	323478M1	1	Roller
47	412382M1	1	Trunnion

COMMANDE DE LAME
 MESSERANTRIEB
 MANDO DE LA CUCHILLA
 KNIFE DRIVER

10' - 12'



AGCO Corporation
Parts List Report

Massey Ferguson (Europe)
MF 487 COMBINE
Page 8 - KNIFE DRIVE - 10' - 12'

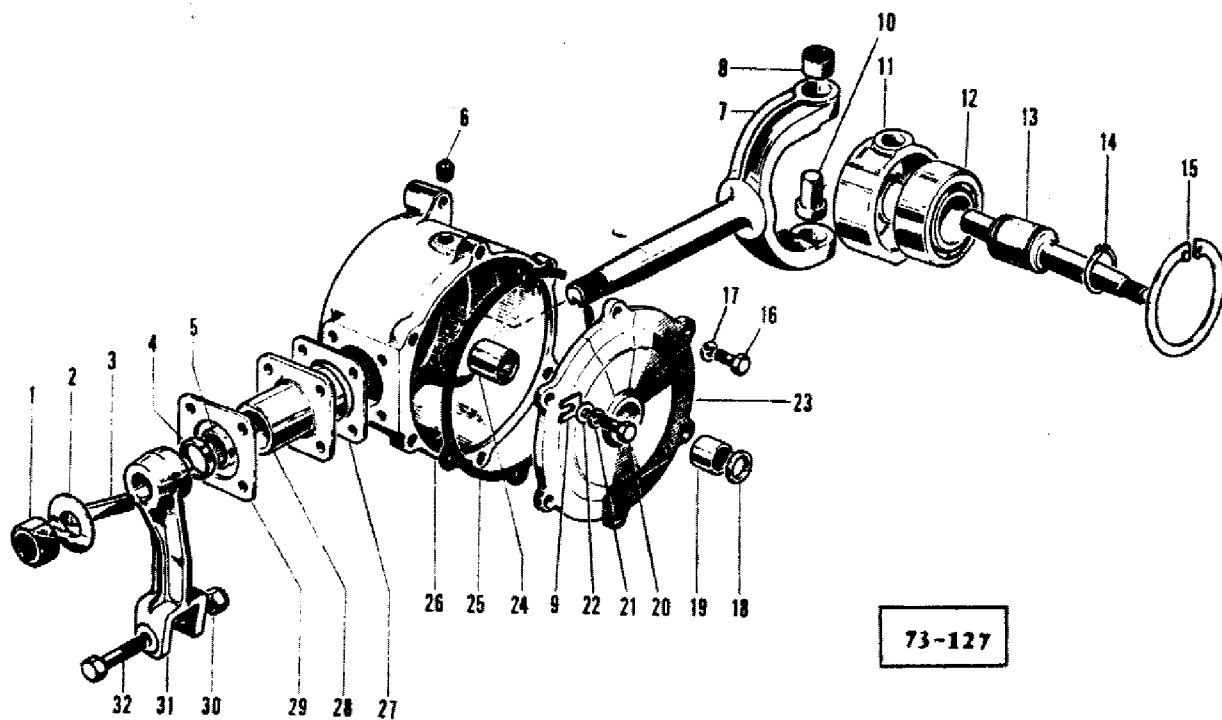
Item	Part Number	Qty	Part Description	Comments
				10' - 12'
1	1724135M91	1	Wobble Drive	(A)
2	1721356M1	1	Key Door	
3	1725089M2	1	Pulley	
4	339377X1	1	Lock Washer	
5	353427X1	1	Nut Unf	
6	357133X1	4	Stud	
7	609930M1	4	Washer	
	339369X1	4	Lock Washer	
8	353426X1	4	Nut Unf	
9	391231X1	1	Bolt Metric	
10	339376X1	1	Lock Washer	
11	339402X1	1	Nut Metric	
12	339679X1	1	Screw Metric	
13	391396X1	1	Washer Metric	
14	339376X1	1	Lock Washer	
15	339402X1	1	Nut Metric	
16	1721348M1	1	Bracket	
17	339451X1	3	Screw Metric	
18	339376X1	6	Lock Washer	
19	339402X1	6	Nut Metric	
20	390397X1	3	Bolt	
21	339025X1	3	Washer Metric	
22	916649M1	1	Support	
23	213736M1	1	Pulley	
24	353774X1	1	Washer	
25	391837X1	1	Conical Seat	
26	353427X1	1	Nut Unf	
27	22258X	1	Bearing Assy	
28	208230M1	1	Ring	
29	916003M1	1	Pin	
30	391591X1	1	Washer	
31	339072X1	1	Washer	
32	339380X1	1	Washer	
33	339070X1	1	Nut	
34	410959M1	1	Belt	
35	621579M91	1	Pulley	

(A)

See Page/Reference Number 11

BOÎTIER DE COMMANDE
 GETRIEBE
 MANDO
 WOBBLER DRIVE

1 724 135 M91



AGCO Corporation
Parts List Report

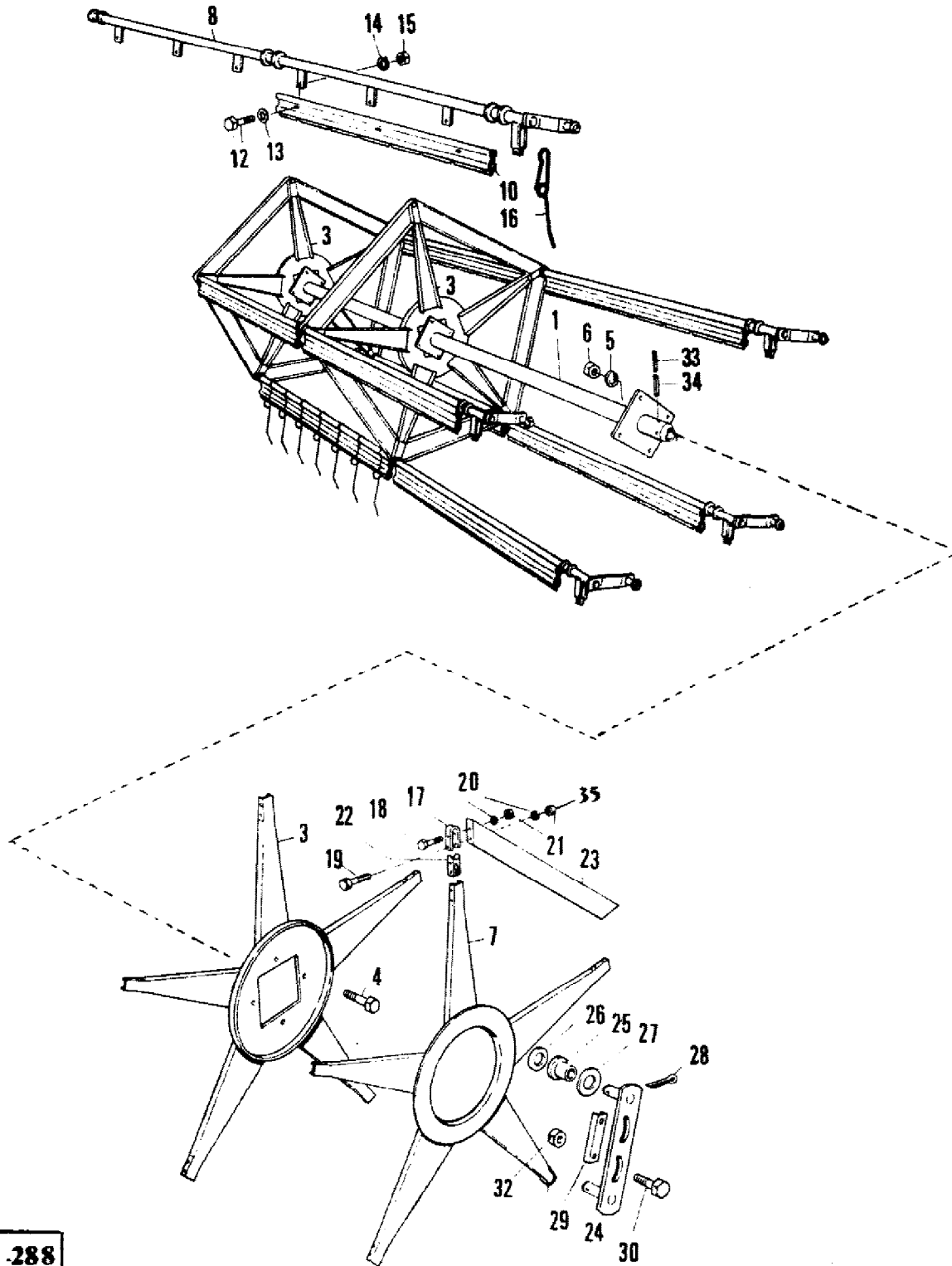
Massey Ferguson (Europe)

MF 487 COMBINE

Page 11 - WOBBLE DRIVE - 1724135M91

Item	Part Number	Qty	Part Description	Comments
	1724135M91	1	Wobble Drive	1724135M91
1	355646X1	1	Nut Unf	
2	239497M1	1	Washer	
3	49378X	1	Key	
4	834782M1	2	Seal	
5	833346M1	2	Bearing	
6	375181X1	2	Plug	
7	236569M2	1	Yoke	
8	832879M1	2	Bearing	
9	261428M1	2	Washer	
10	249149M3	2	Pin	
11	249148M4	1	Housing	
12	833309M1	1	Bearing	
13	239598M2	1	Shaft	
14	364553X1	2	Ring	
15	366126X1	1	Circlip	
16	353678X1	4	Screw Unc	
17	353446X1	4	Lock Washer	
18	831135M1	2	Seal	
19	834296M1	1	Bearing Assy	
20	353679X1	2	Screw Unc	
21	353446X1	2	Lock Washer	
22	353755X1	2	Washer	
23	236568M1	1	Cover	
24	834294M1	1	Bearing Assy	
25	236567M1	1	Gasket	
26	236566M1	1	Housing	
27	236579M1	1	Gasket	
28	261391M1	1	Flange	
29	785613M1	2	Spacer	
30	357561X1	1	Nut Unf	
31	239160M2	1	Arm	
32	238499M1	1	Bolt	

**RABATTEUR
HASPEL
MOLINETE
REEL**



74 288

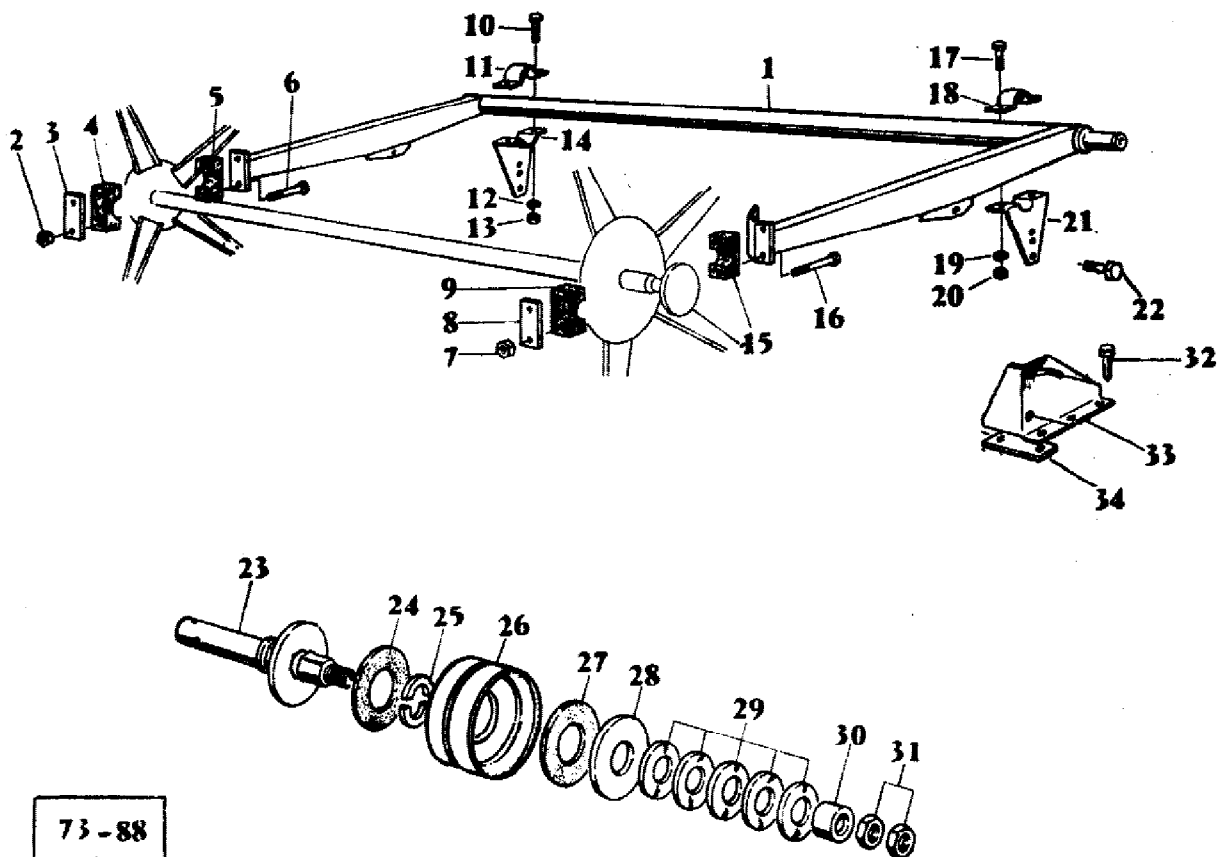
AGCO Corporation
Parts List Report

Massey Ferguson (Europe)
MF 487 COMBINE
Page 12 - REEL - 8'

Item	Part Number	Qty	Part Description	Comments
				8'
				10'
				12'
1	1720728M91	1	Shaft	8'
	1720730M91	1	Shaft	10'
	1722200M91	1	Shaft	12'
3	1721435M91	3	Spider	
4	339123X1	12	Screw Metric	
5	339374X1	12	Lock Washer	
6	339169X1	12	Nut Metric	
7	1721438M91	1	Head	
8	1720732M92	5	Tube	8'
	1720734M92	5	Carrier	10'
	1722203M92	5	Tube	12'
10	1720736M2	10	Slat	8'
	1720737M2	10	Slat	10'
	1722199M2	10	Slat	12'
12	339761X1	30	Screw Metric	8'
12	339761X1	30	Screw Metric	10'
12	339761X1	40	Screw Metric	12'
13	339024X1	60	Washer Metric	8'
13	339024X1	60	Washer Metric	10'
13	339024X1	80	Washer Metric	12'
14	339374X1	30	Lock Washer	8'
14	339374X1	30	Lock Washer	10'
14	339374X1	40	Lock Washer	12'
15	339169X1	30	Nut Metric	8'
15	339169X1	30	Nut Metric	10'
15	339169X1	40	Nut Metric	12'
16	914978M1	75	Reel Tine	8'
16	914978M1	85	Reel Tine	10'
16	914978M1	105	Reel Tine	12'
17	1721478M1	20	Clamp	
18	339229X1	25	Bolt Metric	
19	391244X1	15	Bolt Metric	
20	339375X1	25	Lock Washer	
21	339030X1	25	Nut Metric	
22	1721477M1	20	Block	
23	1721434M1	15	Guard	

24	1720593M91	1	Strap
25	1720606M1	2	Roller
26	1441080X1	2	Washer Metric
27	390975X1	2	Washer Metric
28	339133X1	2	Pin
29	1720607M1	1	Plate
30	339299X1	2	Screw Metric
32	339054X1	2	Nut Metric
33	339414X1	2	Pin
34	390502X1	2	Pin
35	1441462X1	15	Locknut

<p>BRAS DE RABATTEUR HASPELTRAGARME BRAZO DEL MOLINETE REEL CARRIER</p>	}	<p>RÉGLAGE MÉCANIQUE DU VARIATEUR REGELSCHLEIBEMECHANIKEINSTELLUNG AJUSTE MECANICA DEL VARIADOR GOVERNOR PULLEY MECHANICAL ADJUSTING</p>
--	---	---



73-88

AGCO Corporation
Parts List Report

Massey Ferguson (Europe)
MF 487 COMBINE

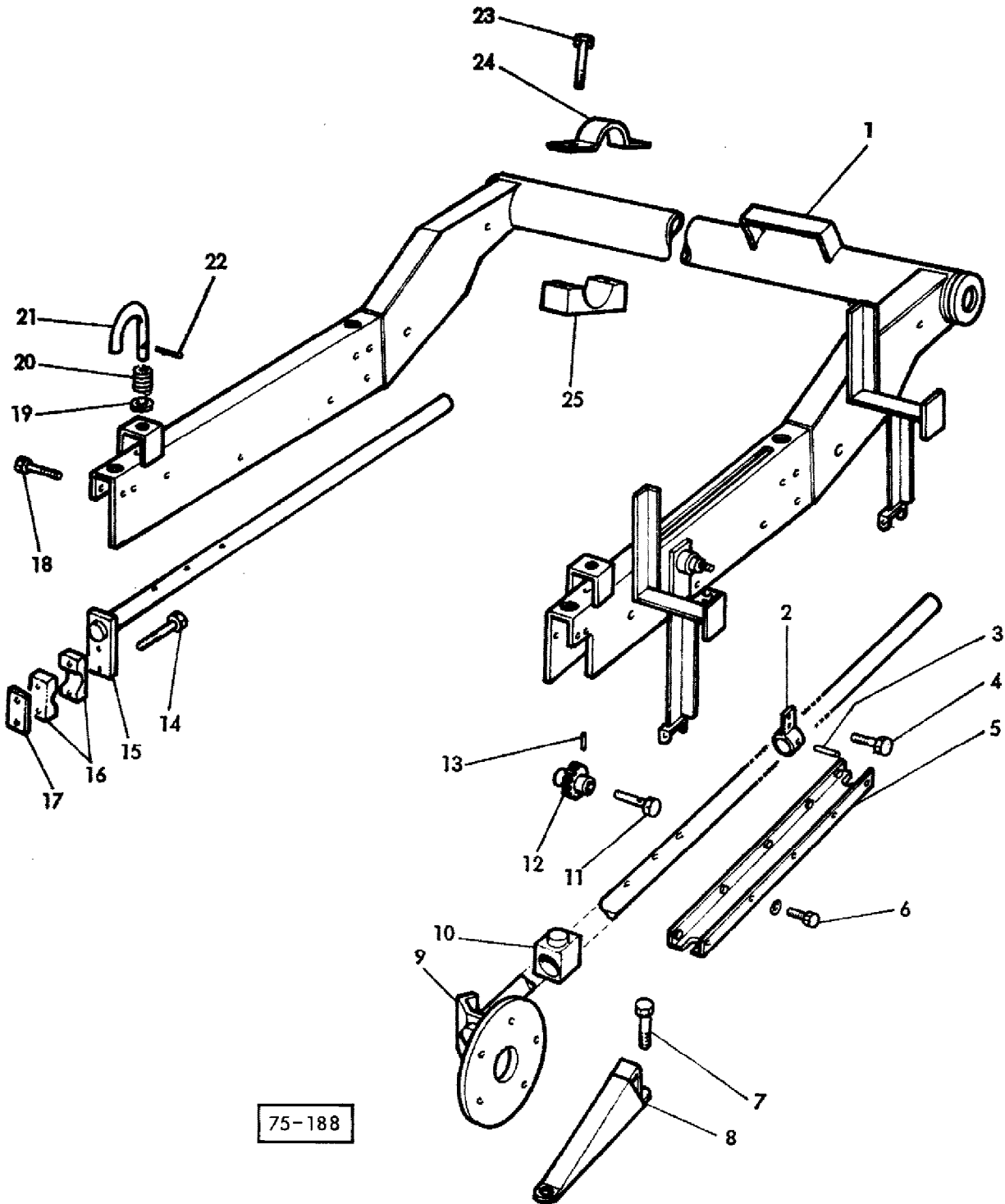
Page 15 - REEL CARRIER - GOVERNOR PULLEY MECHANICAL ADJUSTING

Item	Part Number	Qty	Part Description	Comments
				GOVERNOR PULLEY MECHANICAL ADJUSTING
1	1720717M92	1	Arm	(A)
	1720707M92	1	Arm	(B)
2	1441461X1	2	Nut Metric	(A) (B)
3	1720602M1	1	Plate	(A) (B)
4	320712M1	1	Bearing	(A) (B)
5	320712M1	1	Bearing	(A) (B)
6	390246X1	2	Bolt	(A) (B)
7	1441461X1	2	Nut Metric	(A) (B)
8	1720602M1	1	Plate	(A) (B)
9	320712M1	1	Bearing	(A) (B)
10	391932X1	2	Screw	(A) (B)
11	1442155X1	1	Clip	(A) (B)
12	339376X1	2	Lock Washer	(A) (B)
13	339402X1	2	Nut Metric	(A) (B)
14	1724835M91	1	Support	(A) (B)
15	320712M1	1	Bearing	(A) (B)
16	390246X1	2	Bolt	(A) (B)
17	391932X1	2	Screw	(A) (B)
18	1442155X1	1	Clip	(A) (B)
19	339376X1	2	Lock Washer	(A) (B)
20	339402X1	2	Nut Metric	(A) (B)
21	1724835M91	1	Support	(A) (B)
22	339299X1	4	Screw Metric	(A) (B)
	339882X1	2	Washer	(A) (B)
	339369X1	4	Lock Washer	(A) (B)
	339054X1	4	Nut Metric	(A) (B)
23	1720566M91	1	Trunnion	(A) (B)
24	411687M1	1	Lining	(A) (B)
25	1722053M1	2	Spacer	(A) (B)
26	411659M1	1	Pulley	(A) (B)
27	411687M1	1	Lining	(A) (B)
28	1720568M1	1	Plate	(A) (B)
29	1441178X1	5	Spring	(A) (B)
30	411692M1	1	Bush	(A) (B)
31	339592X1	2	Nut Metric	(A) (B)
32	339287X1	6	Screw Metric	(A) (B)
	339761X1	4	Screw Metric	(A) (B)
	391166X1	4	Washer Metric	(A)

	339374X1	10	Lock Washer	(A)
	339374X1	6	Lock Washer	(B)
	339169X1	10	Nut Metric	(A)
	339169X1	6	Nut Metric	(B)
33	1720719M1	1	Support	(A) (B)
	1720720M1	1	Support	(A) (B)
34	1724018M2	2	Plate	(A)
				(A)
				8'
				(B)
				10'

BRAS DE RABATTEUR
 HASPELTRAGARME
 BRAZO DEL MOLINETE
 REEL CARRIER

RÉGLAGE HYDRAULIQUE DU VARIATEUR
 REGELSCHLEIBEHYDRAULIKEINSTELLUNG
 AJUSTE HIDRAULICO DEL VARIADOR
 GOVERNOR PULLEY HYDRAULIC ADJUSTING



75-188

AGCO Corporation
Parts List Report

Massey Ferguson (Europe)

MF 487 COMBINE

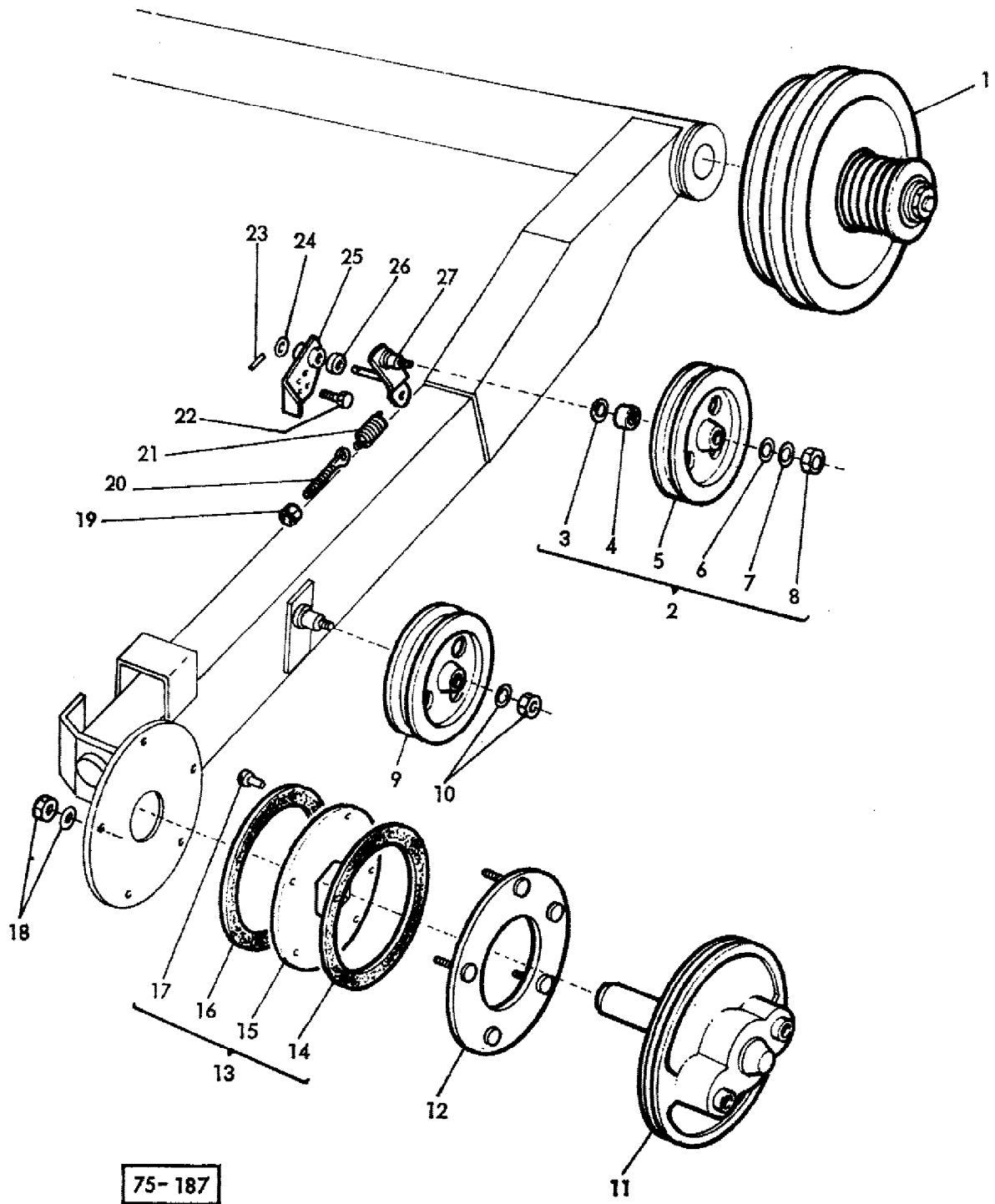
Page 16 - REEL CARRIER - HYDRAULIC ADJUSTING

Item	Part Number	Qty	Part Description	Comments
				HYDRAULIC ADJUSTING
1	905423M95	1	Carrier	(A, C)
	916949M92	1	Carrier	(B, C)
	905424M95	1	Carrier	(A, D)
	916845M92	1	Arm	(B, D)
2	1723044M92	1	Bearer	(C, D)
3	333193X1	1	Dowel	(C, D)
4	339009X1	2	Bolt Metric	(C, D)
	339374X1	2	Lock Washer	(C, D)
	339169X1	2	Nut Metric	(C, D)
5	905475M92	2	Carrier	(C, D)
6	339124X1	20	Screw Metric	(C, D)
	339374X1	20	Lock Washer	(C, D)
7	390379X1	4	Bolt Metric	(C, D)
	390972X1	4	Washer Metric	(C, D)
	339169X1	4	Nut Metric	(C, D)
8	1604244M1	2	Catch	(C, D)
9	916817M94	1	Bearer	(C, D)
				Left Hand
10	905461M1	4	Slide	(C, D)
11	916857M2	2	Clevis Pin	(C, D)
12	905483M91	2	Pinion	(C, D)
13	390244X1	2	Roll Pin	(C, D)
14	391286X1	4	Bolt Metric	(C, D)
	1441461X1	4	Nut Metric	(C, D)
15	905455M94	1	Clevis Pin	(C, D)
				Right Hand
16	916640M2	4	Bearing	(C, D)
17	1720602M1	2	Plate	(C, D)
18	339159X1	8	Bolt Metric	(C, D)
	1441461X1	8	Nut Metric	(C, D)
19	390734X1	2	Washer Metric	(C, D)
20	402373M1	2	Spring	(C, D)
21	905462M2	2	Bail	(C, D)
22	390739X1	2	Pin	(C, D)
23	339204X1	4	Screw	(A, C, D)
	391854X1	4	Bolt Metric	(B, C, D)
	390672X1	4	Washer Metric	(C, D)
	1441932X1	4	Nut Metric	(C, D)

24	1442155X1	2	Clip	(C, D)
25	905442M2	2	Bearing	(C, D)
				(A)
				TABLE QA
				(B)
				TABLE FIXED
				(C)
				10'
				(D)
				12'

BRAS DE RABATTEUR (PARTIES MOBILES)
 HASPELTRAGARME (ROTIERENDE TEILE)
 BRAZO DEL MOLINETE (PARTIDO MOVIL)
 REEL CARRIER (ROTATING COMPONENTS)

REGLAGE HYDRAULIQUE
 HYDRAULIKEINSTELLUNG
 AJUSTE HIDRAULICO
 HYDRAULIC ADJUSTING



75-187

AGCO Corporation
Parts List Report

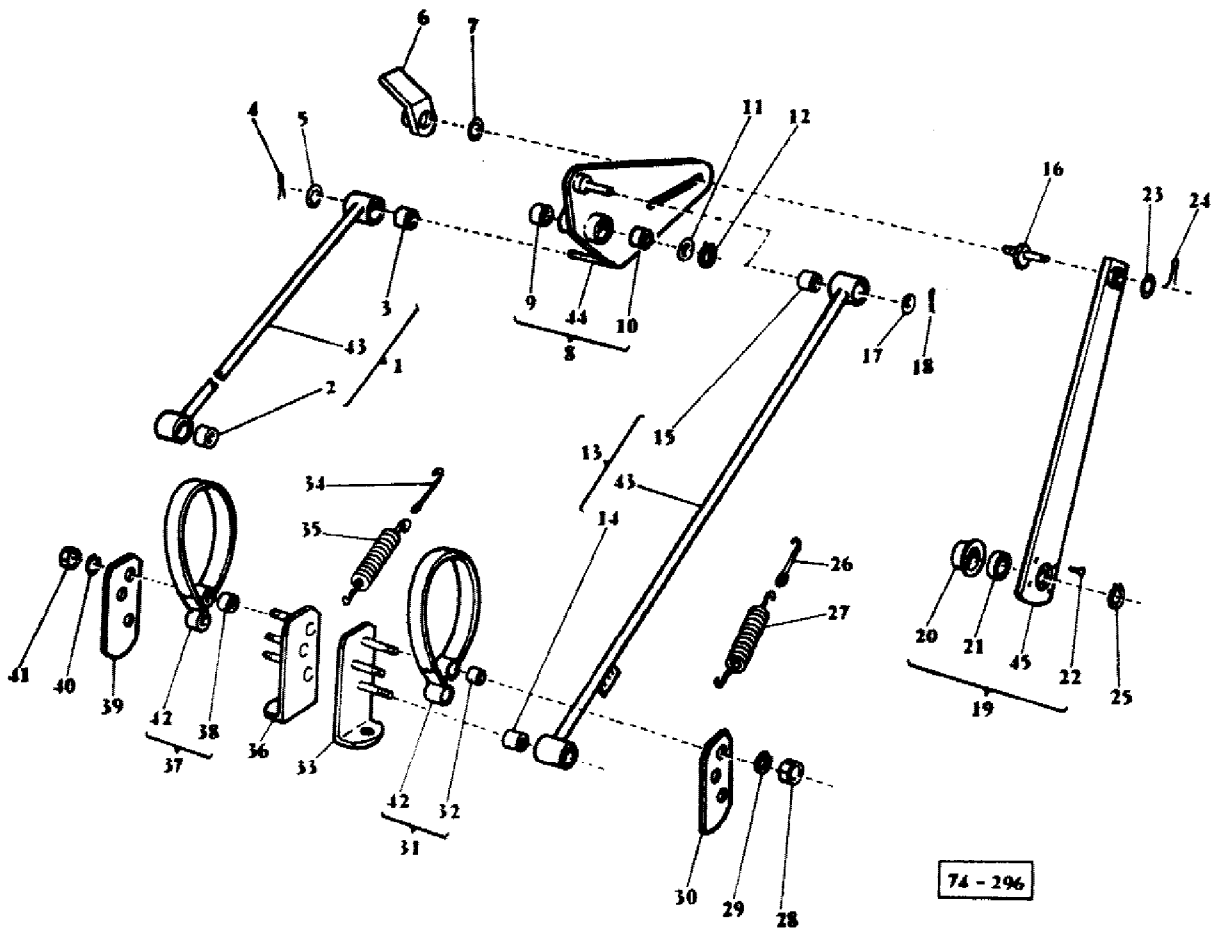
Massey Ferguson (Europe)

MF 487 COMBINE

Page 19 - REEL CARRIER (ROTATING COMPONENTS) } HYDRAULIC ADJUSTING

Item	Part Number	Qty	Part Description	Comments
				10'12'
1	1720103M91	1	Pulley	(A)
2	621579M91	2	Pulley	
3	208230M1	2	Ring	
4	22258X	2	Bearing Assy	
5	213736M1	1	Pulley	
6	353774X1	1	Washer	
7	353433X1	1	Lock Washer	
8	353427X1	1	Nut Unf	
9	213736M1	1	Pulley	
10	353433X1	1	Lock Washer	
	353427X1	1	Nut Unf	
11	1720220M94	1	Drive	(B)
12	1721208M92	1	Plate	
13	1723103M91	1	Disc	
14	1721213M1	1	Facing	
15	1721212M1	1	Plate	
16	1721213M1	1	Facing	
17	49191X	6	Rivet	
18	1441075X1	10	Spring	
	1441932X1	5	Nut Metric	
19	339030X1	2	Nut Metric	
20	320692M1	1	Screw	
21	1706129M1	1	Spring	
22	339009X1	2	Bolt Metric	
	339374X1	2	Lock Washer	
	339169X1	2	Nut Metric	
23	391405X1	1	Pin	
24	1440267X1	1	Washer Metric	
25	1721205M92	1	Support	
26	1721196M1	1	Collar	
27	905459M92	1	Arm	
				(A)
				See Page/Reference Number 24
				(B)
				See Page/Reference Number 23

<p>COMMANDE DE RABATTEUR HASPELANTRIEB MANDO DEL MOLINETE REEL DRIVE</p>	}	<p>RÉGLAGE MÉCANIQUE DU VARIATEUR REGELSCHLEIBEMECHANIK-EINSTELLUNG AJUSTE MECANICA DEL VARIADOR GOVERNOR PULLEY MECHANICAL ADJUSTING</p>
---	---	--



AGCO Corporation
Parts List Report

Massey Ferguson (Europe)

MF 487 COMBINE

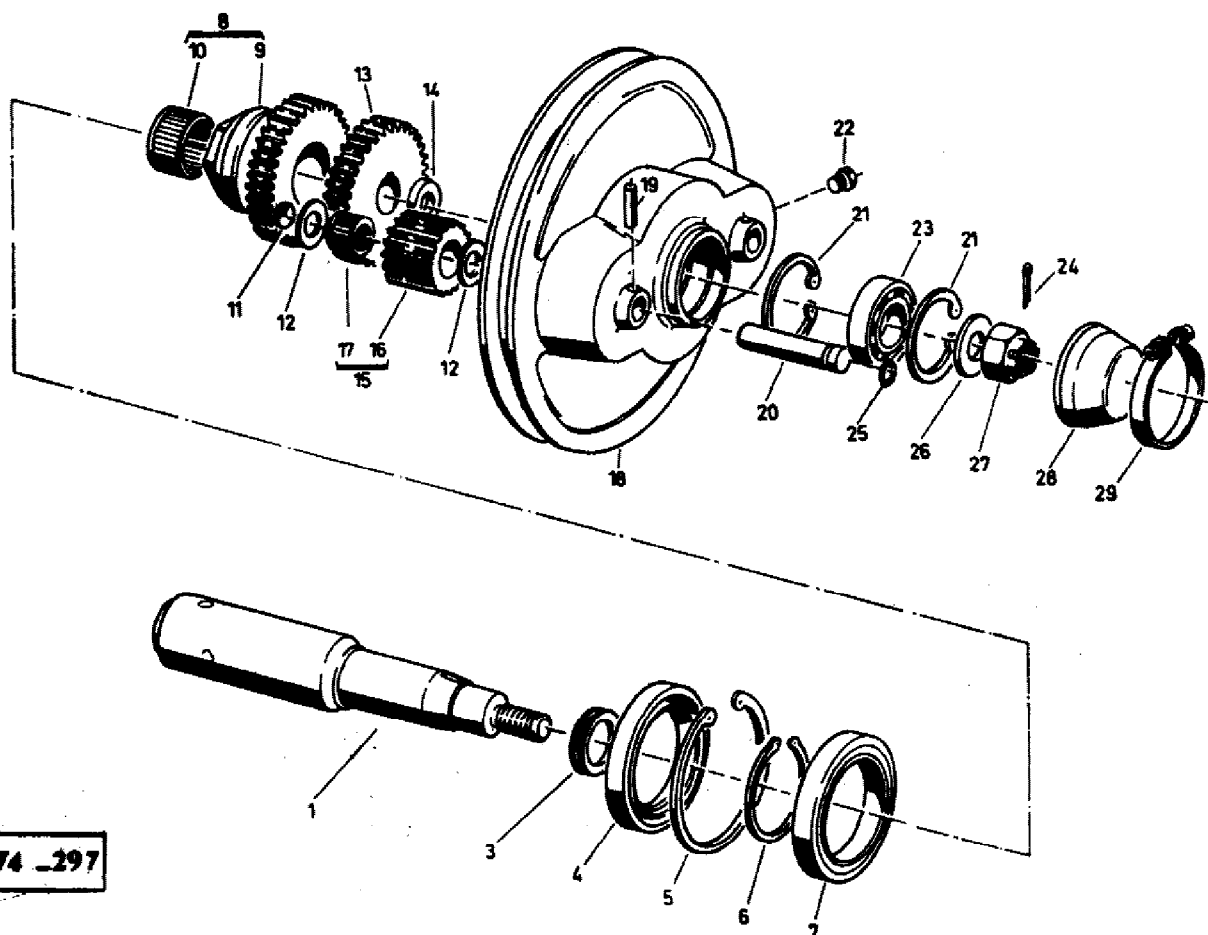
Page 20 - REEL DRIVE-HYDRAULIC ADJUSTING - GOVERNOR PULLEY MECHANICAL ADJUSTING

Item	Part Number	Qty	Part Description	Comments
GOVERNOR PULLEY MECHANICAL ADJUSTING				
1	401926M93	1	Rod	
2	414929M1	1	Bush	
3	414928M1	1	Bush	
4	391402X1	1	Pin	
5	339026X1	1	Washer Metric	
6	916734M91	1	Lever	
7	390701X1	1	Washer Metric	
8	404358M91	1	Plate	
	339002X1	1	Lubricator	
9	339942X1	1	Bush	
10	339942X1	1	Bush	
11	390073X1	1	Washer Metric	
12	1440477X1	1	Circlip	
13	401926M93	1	Rod	
14	414929M1	1	Bush	
15	414928M1	1	Bush	
16	401910M93	1	Pin	
17	339026X1	1	Washer Metric	
18	391402X1	1	Pin	
19	413582M91	1	Rod	
20	401454M1	1	Flange	
21	339200X1	1	Bearing Ball	
22	339045X1	4	Rivet	
23	339027X1	1	Washer Metric	
24	339058X1	1	Pin	
25	1440475X1	1	Circlip	
26	321203M1	1	Knotter Hook	
27	321202M4	1	Spring	
28	339402X1	3	Nut Metric	
29	339376X1	3	Lock Washer	
30	403287M1	1	Plate	
31	1721307M91	1	Band	
32	414928M1	2	Bush	
33	403282M92	1	Lever	LEFT
34	321203M1	1	Knotter Hook	
35	321202M4	1	Spring	
36	403285M92	1	Plate	RIGHT
37	1721307M91	1	Band	

38	414928M1	2	Bush
39	403287M1	1	Plate
40	339376X1	3	Lock Washer
41	339402X1	3	Nut Metric
42	1721308M91	1	Band
43	414927M91	1	Rod
44	404359M91	1	Plate
45	413583M91	1	Rod

COMMANDE DE RABATTEUR
 HASPELANTRIEB
 MANDO DEL MOLINETE
 REEL DRIVE

RÉGLAGE HYDRAULIQUE DU VARIATEUR
 REGELSCHEIBEHYDRAULIKEINSTELLUNG
 AJUSTE HIDRAULICO DEL VARIADOR
 GOVERNOR PULLEY HYDRAULIC ADJUSTING



74 -297

AGCO Corporation
Parts List Report

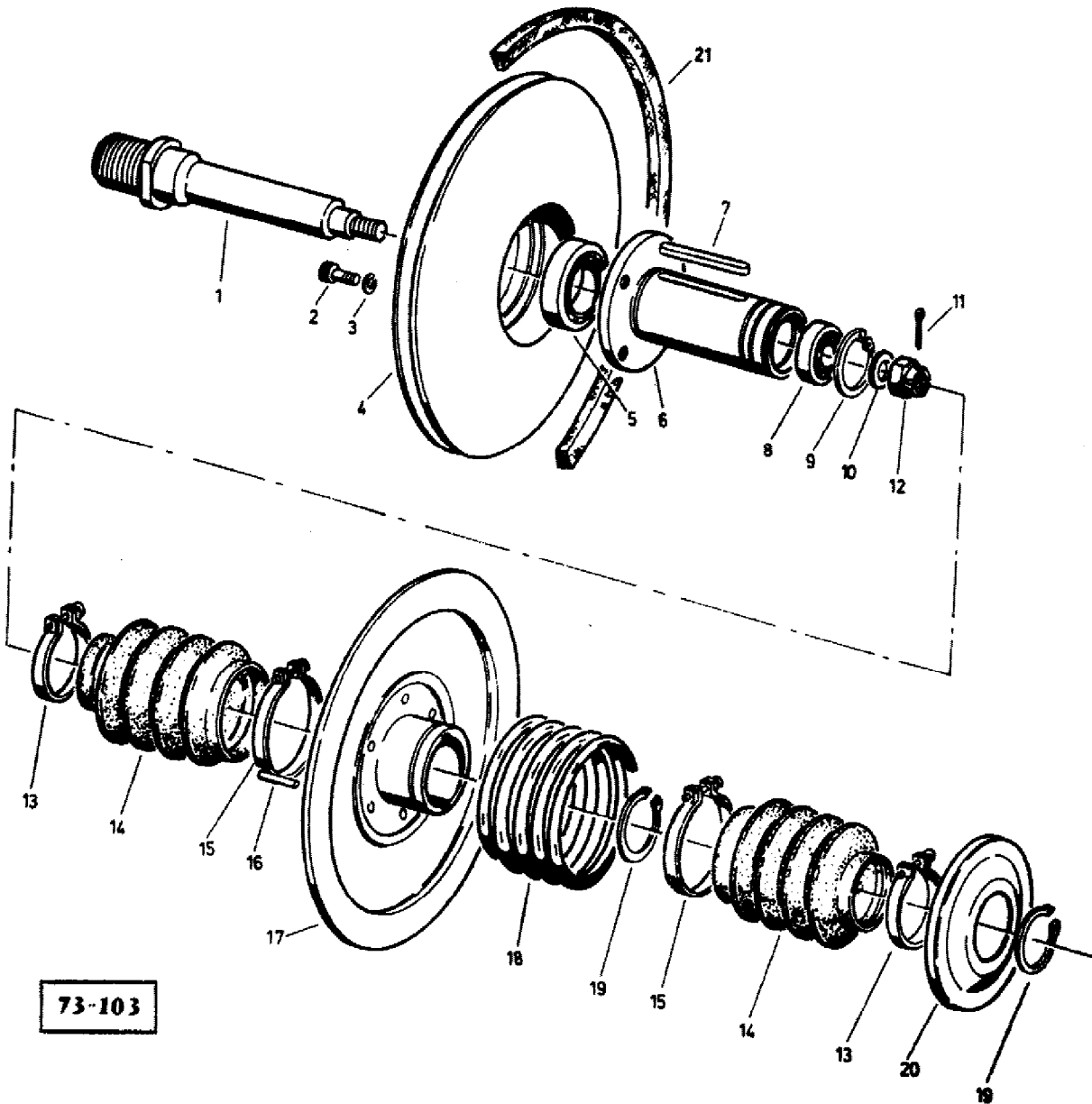
Massey Ferguson (Europe)

MF 487 COMBINE

Page 23 - REEL DRIVE-HYDRAULIC ADJUSTING - GOVERNOR PULLEY MECHANICAL ADJUSTING

Item	Part Number	Qty	Part Description	Comments
				GOVERNOR PULLEY MECHANICAL ADJUSTING
	1720220M94	1	Drive	
1	1603102M1	1	Pin	
3	1441077X1	1	Joint	
4	1441839X1	1	Cover	
5	339606X1	1	Circlip	
6	1441076X1	1	Circlip	
7	1441840X1	1	Bearing	
8	1722879M91	1	Gear	
9		1		Not Serviced, Order 8
10	1441835X1	2	Bearing Assy	
11	1441078X1	2	Padding	
12	1441836X1	4	Washer	
13	1603101M1	1	Pinion	
14	905999M1	1	Collar	
15	1722878M91	2	Gear	
16		2		Not Serviced, Order 15
17	1441834X1	4	Bearing	
18	1720222M1	1	Pulley	
19	391290X1	2	Pin	
20	1720228M1	2	Pin	
21	339895X1	2	Ring	
22	390816X1	1	Plug	
23	339073X1	1	Bearing Ball	
24	390448X1	1	Pin	
25	1441837X1	2	Joint	
26	1440267X1	1	Washer Metric	
27	339060X1	1	Nut	
28	1722438M1	1	Cover	
29	1441838X1	1	Clamp	

VARIATEUR
REGELSCHLEIBE
VARIADOR POLEA
GOVERNOR PULLEY



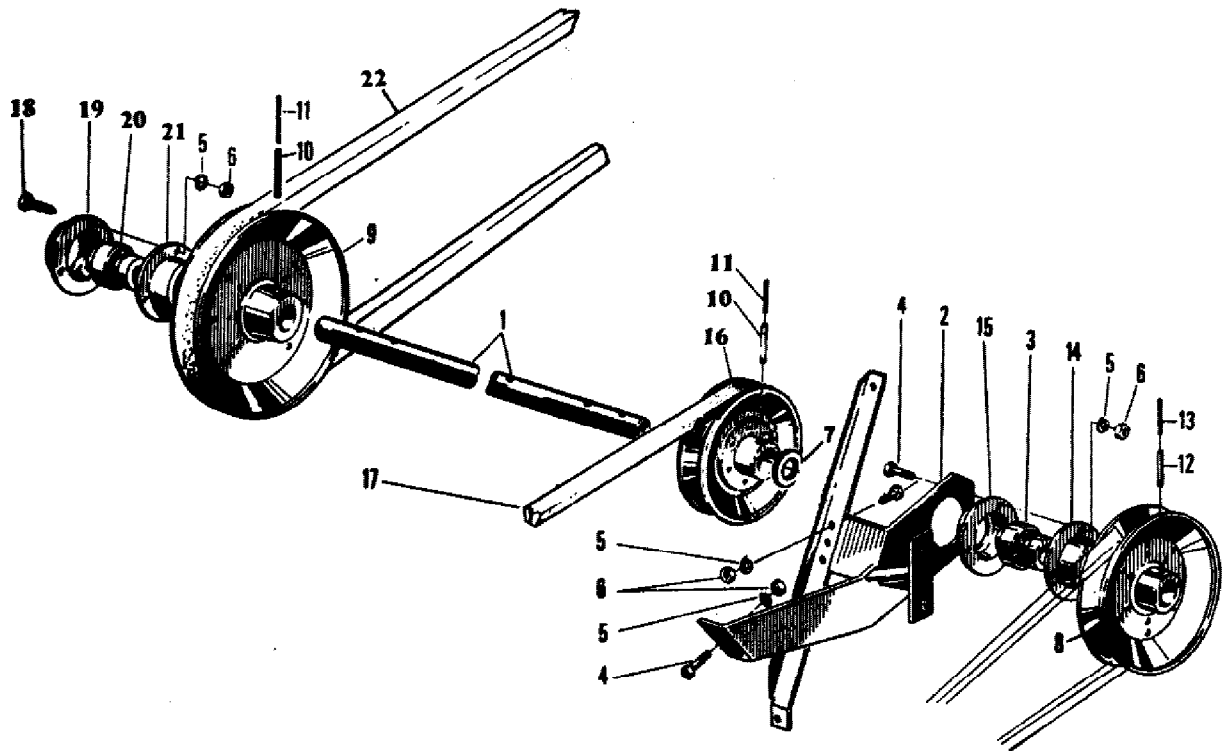
73-103

AGCO Corporation
Parts List Report

Massey Ferguson (Europe)
MF 487 COMBINE
Page 24 - GOVERNOR PULLEY

Item	Part Number	Qty	Part Description	Comments
	1720103M91	1	Pulley	
1	1721174M1	1	Shaft	
2	390174X1	4	Bolt	
3	391037X1	4	Lock Washer	
4	905443M1	1	Pull	
5	390941X1	1	Bearing Ball	
6	1720106M1	1	Hub	
7	916671M1	1	Pin	
8	339932X1	1	Bearing Assy	
9	339657X1	1	Circlip	
10	339763X1	1	Washer	
11	390447X1	1	Pin	
12	339196X1	1	Nut Metric	
13	1441832X1	2	Collar	
14	1720107M1	2	Fan	
15	1441833X1	2	Collar	
16	1441573X1	6	Pin	
17	905444M1	1	Pulley	
18	411095M2	1	Spring	
19	1440478X1	2	Circlip	
20	1720110M1	1	Disc	
21	905481M1	1	Belt	(A)
	916854M1	1	Belt	(B)
				(A)
				TABLE QA
				(B)
				FIX TABLE

ARBRE DE COMMANDE
 SCHNEIDWERKVORGELEGE
 EJE DEL MANDO
 DRIVE SHAFT } 8'



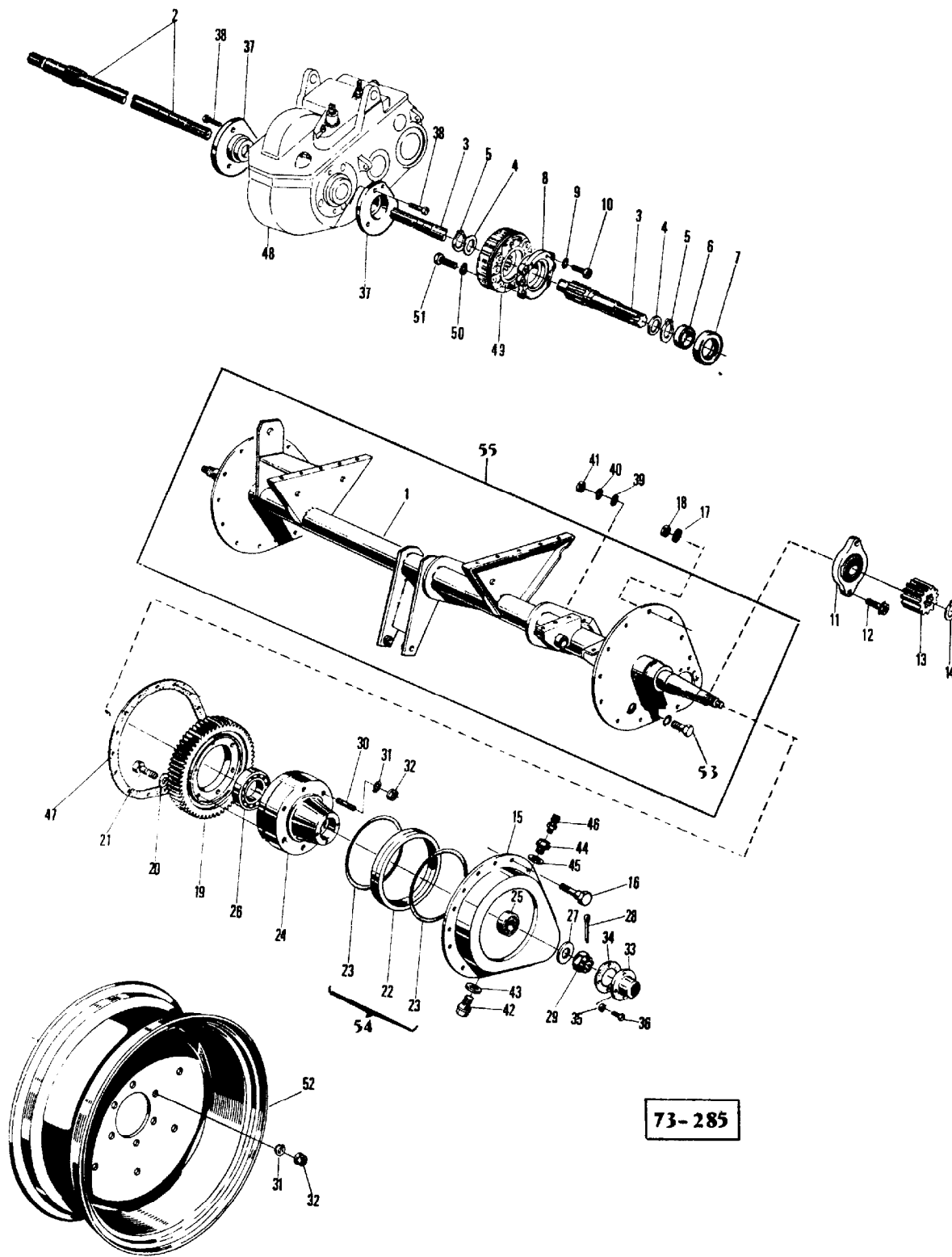
74-298

AGCO Corporation
Parts List Report

Massey Ferguson (Europe)
MF 487 COMBINE
Page 27 - DRIVE SHAFT - 8'

Item	Part Number	Qty	Part Description	Comments
				8'
1	1720495M1	1	Shaft	
2	1724117M91	1	Support	
3	412260M1	1	Bearing Assy	
4	339761X1	6	Screw Metric	
5	339374X1	12	Lock Washer	
6	339169X1	12	Nut Metric	
7	339956X1	1	Washer	
8	1722611M91	1	Pulley	
9	412397M91	1	Pulley	
10	339192X1	4	Pin	
11	390533X1	4	Pin	
12	339193X1	2	Pin	
13	339248X1	2	Pin	
14	412261M1	1	Ring	
15	412315M1	1	Ring	
16	418204M91	1	Pulley	
17	418209M1	1	Belt	
18	339123X1	3	Screw Metric	
19	412315M1	1	Ring	
20	412260M1	1	Bearing Assy	
21	412261M1	1	Ring	
22	417972M1	1	Belt	

**PONT AVANT
VORDERACHSE
PUENTE DELANTERO
FRONT AXLE**



AGCO Corporation
Parts List Report

Massey Ferguson (Europe)

MF 487 COMBINE

Page 28 - DRIVE SHAFT (DRIVE SIDE) - 10' - 12'

Item	Part Number	Qty	Part Description	Comments
				10' - 12'
1	390197X1	1	Nut Metric	(A, B)
2	391383X1	1	Washer Metric	(A, B)
3	22691X	1	Flange	(A, B)
4	1721404M1	1	Bearing Assy	(A, B)
5	905445M1	1	Pulley	(A, B)
6	916833M1	1	Belt	(A)
	905447M1	1	Belt	(B)
7	905446M1	1	Pull	(A, B)
8	391727X1	1	Pin	(A, B)
9	353548X1	4	Bolt Unf	(A, B)
	353431X1	4	Nut Unf	(A, B)
10	1725087M2	1	Pinion	(A, B, C)
				Number of Teeth/Splines: 12
	1604100M1	1	Sprocket	(A, B, D)
				Number of Teeth/Splines: 12
11	1441845X1	1	Joint	(A, B)
12	1441843X1	1	Bush	(A, B)
13	916151M2	1	Shaft	(A, B, C)
	1604094M2	1	Shaft	(A, B, D)
14	339123X1	2	Screw Metric	(A, B)
15	339374X1	2	Lock Washer	(A, B)
16	1440295X1	2	Washer	(A, B)
17	1720793M1	2	Pin	(A, B)
18	1441842X1	1	Joint	(A, B)
19	1441844X1	1	Joint	(A, B)
20	1722887M91	1	Flange	(A, B)
21	391134X1	3	Bolt Metric	(A, B)
22	22691X	1	Flange	(A, B)
23	339376X1	3	Lock Washer	(A, B)
24	339402X1	3	Nut Metric	(A, B)
				(A)
				FIX TABLE
				(B)
				QUICK ATTACH
				(C)
				Up to Serial or Engine Number NO. M3212299 (FIX TABLE)
				Up to Serial or Engine Number NO. M3312399

(QUICK-ATTACH)

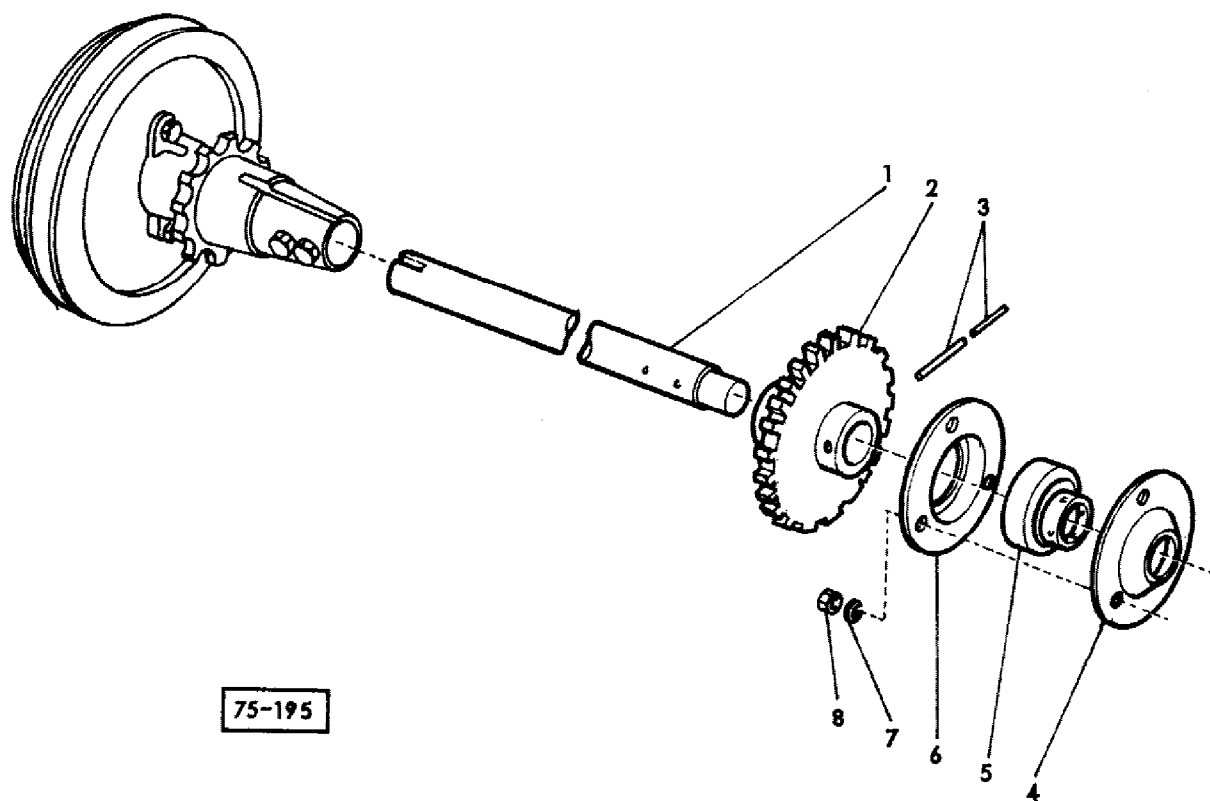
(D)

From Serial or Engine Number NO. M3212301 (FIX
TABLE)

From Serial or Engine Number NO. M3312400

(QUICK-ATTACH)

<p>ARBRE DE COMMANDE (CÔTÉ ENTRAÎNÉ) SCHNEIDWERKVORGELEGE (ANGETRIEBEN SEITE) EJE DEL MANDO (LADO ACCIONADO) DRIVE SHAFT (DRIVEN SIDE)</p>	}	<p>TABLE FIXE STANDARD TISCH MESA FIJO FIX TABLE</p>
---	---	---



75-195

AGCO Corporation
Parts List Report

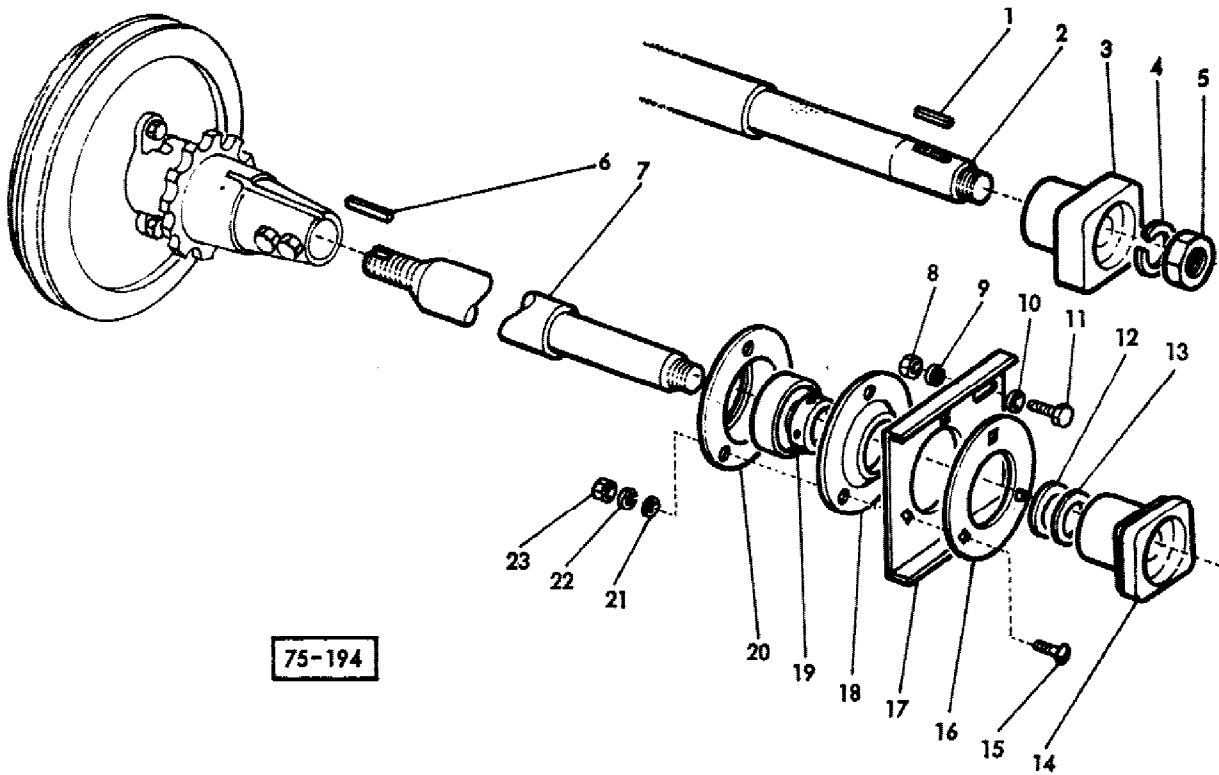
Massey Ferguson (Europe)

MF 487 COMBINE

Page 29B - DRIVE SHAFT (DRIVEN SIDE) - FIX TABLE

Item	Part Number	Qty	Part Description	Comments
				FIX TABLE
1	1722892M1	1	Shaft	(A, C, D)
	1604098M2	1	Shaft	(B, C, D)
	1722893M1	1	Shaft	(A, C, D)
2	905567M91	1	Sprocket	(C, D)
				Number of Teeth/Splines: 22
3	1441645X1	2	Pin	(C, D)
				8 X 55
	391461X1	2	Pin	(C, D)
				5 X 55
4	412261M1	1	Ring	(C, D)
5	412260M1	1	Bearing Assy	(C, D)
6	412315M1	1	Ring	(C, D)
7	339374X1	3	Lock Washer	(C, D)
8	339169X1	3	Nut Metric	(C, D)
				(A)
				Up to Serial or Engine Number 3212299
				(B)
				From Serial or Engine Number 3212301
				(C)
				10'
				(D)
				12'

ARBRE DE COMMANDE (CÔTÉ ENTRAÎNÉ)
SCHNEIDWERKVORGELEGE (ANGETRIEBEN SEITE)
EJE DEL MANDO (LADO ACCIONADO)
DRIVE SHAFT (DRIVEN SIDE) } **QUICK-ATTACH**



75-194

AGCO Corporation
Parts List Report

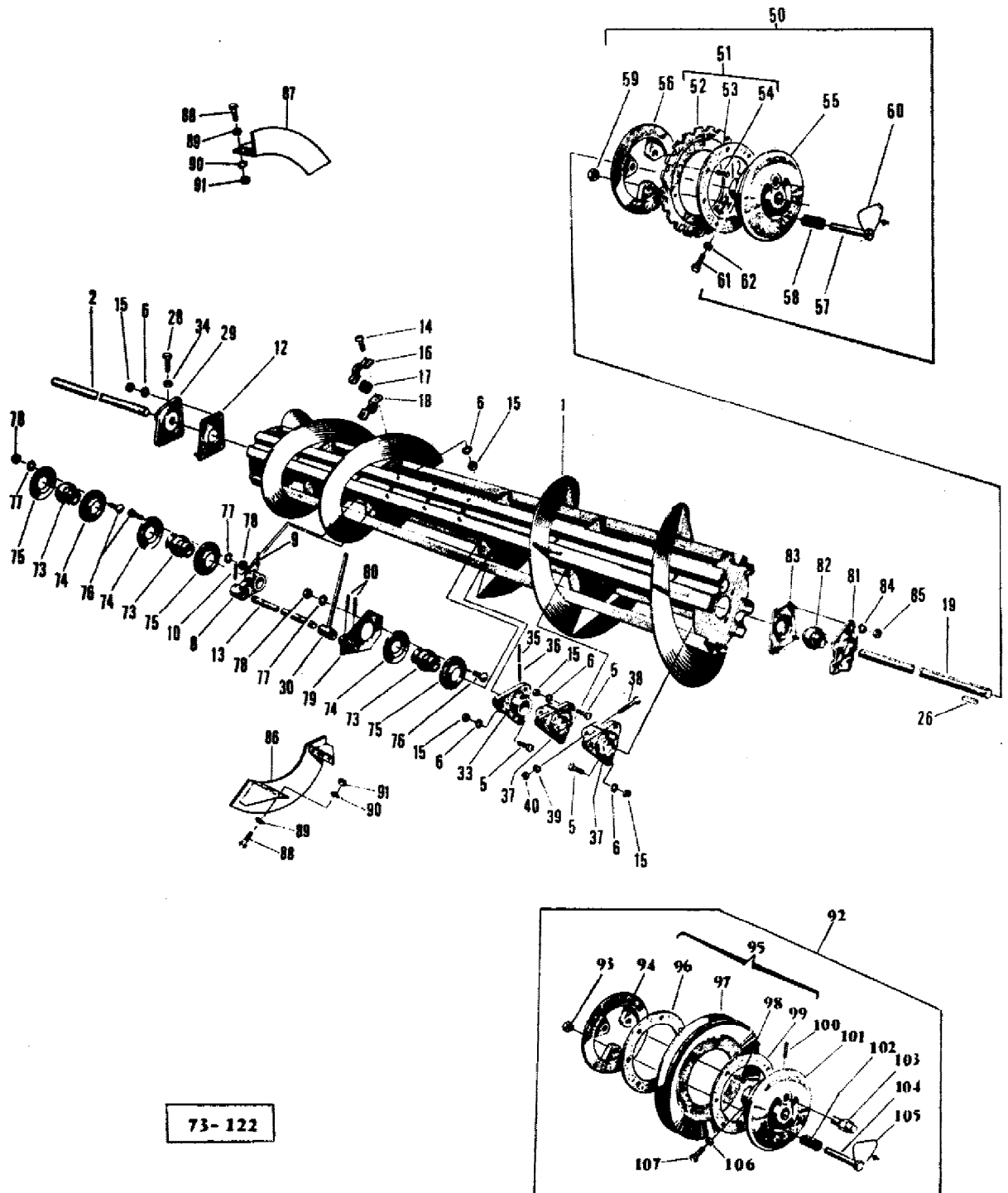
Massey Ferguson (Europe)

MF 487 COMBINE

Page 29C - DRIVE SHAFT (DRIVEN SIDE) - QUICK-ATTACH

Item	Part Number	Qty	Part Description	Comments
				QUICK-ATTACH
1	49378X	1	Key	(A, C, D)
2	1725005M1	1	Countershaft	(A, C)
	1725006M1	1	Union	(A, D)
3	249674M1	1	Hub	(A, C, D)
4	339379X1	1	Washer	(A, C, D)
5	390197X1	1	Nut Metric	(A, C, D)
6	339591X1	1	Key	(B, C, D)
7	1604095M3	1	Shaft	(B, C)
	1604096M3	1	Shaft	(B, D)
8	339402X1	3	Nut Metric	(A, C, D)
9	339376X1	3	Lock Washer	(A, C, D)
10	339534X1	3	Washer Metric	(A, C, D)
11	390809X1	3	Bolt Metric	(A, C, D)
12	1603453M1	1	Washer	(B, C, D)
13	1603454M1	2	Washer	(B, C, D)
14	1603452M1	1	Union	(B, C, D)
15	339237X1	3	Screw	(C, D)
16	1725004M1	1	Disc	(C, D)
17	905646M1	1	Bearing	(C, D)
18	410585M1	1	Ring	(C, D)
19	410583M1	1	Bearing	(C, D)
20	410584M1	1	Ring	(C, D)
21	339534X1	6	Washer Metric	(C, D)
22	339376X1	3	Lock Washer	(C, D)
23	339402X1	3	Nut Metric	(C, D)
				(A)
				Up to Serial or Engine Number M3312399
				(B)
				From Serial or Engine Number M3312400
				(C)
				10'
				(D)
				12'

**VIS D'ALIMENTATION
FRONTSCHNECKE
SINFIN DELANTERO
FRONT AUGER**



AGCO Corporation
Parts List Report

Massey Ferguson (Europe)
MF 487 COMBINE
Page 31 - FRONT AUGER - 8'

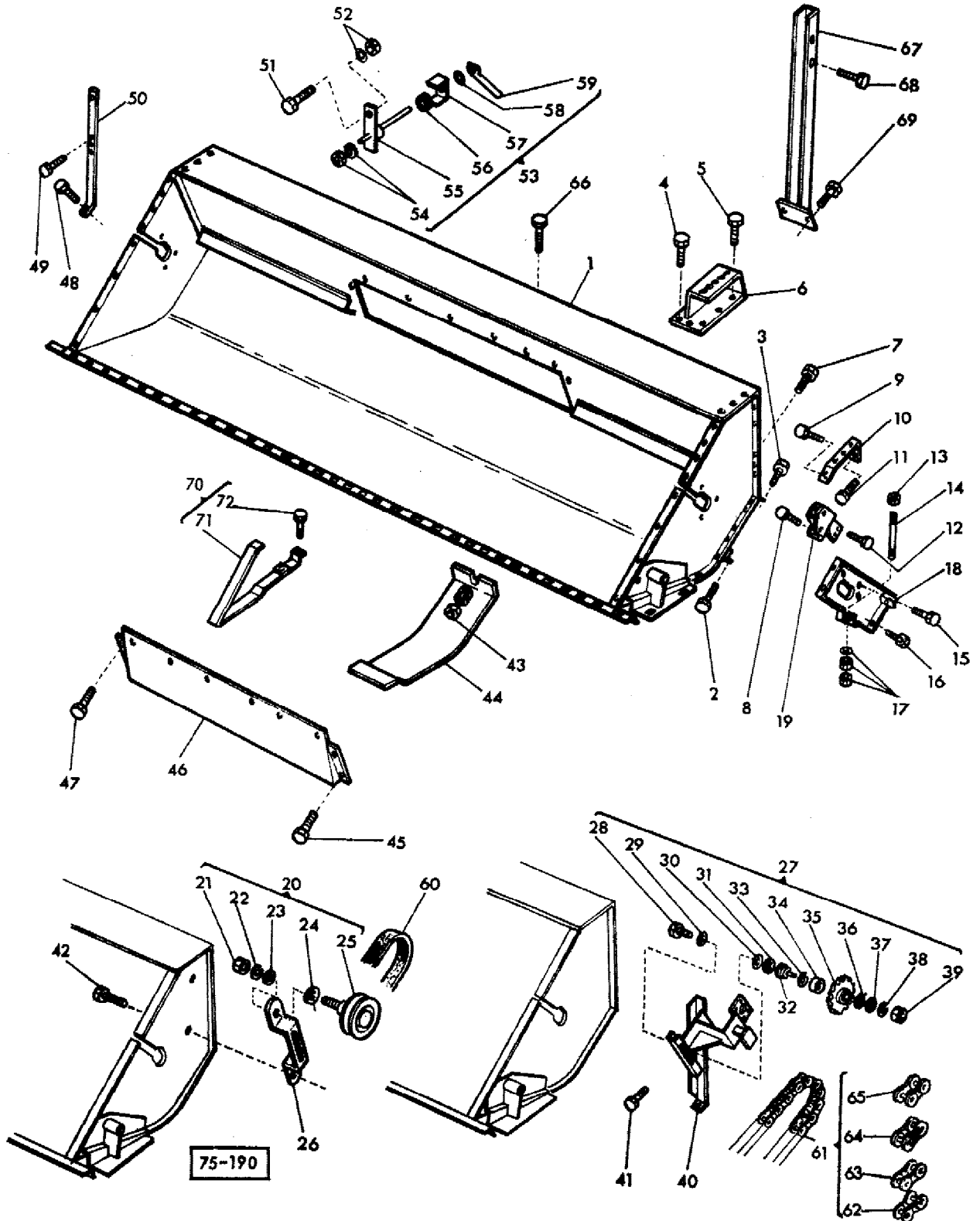
Item	Part Number	Qty	Part Description	Comments
				8'
				10'
				12'
1	1724076M91	1	Auger	8'
	1723675M91	1	Auger	10'
	1723916M91	1	Auger	12'
2	414787M1	1	Shaft	8'
	415305M1	1	Shaft	10'
	417751M1	1	Shaft	12'
5	339123X1	9	Screw Metric	
6	339374X1	32	Lock Washer	
8	401876M2	1	Crank	
9	339192X1	2	Pin	
10	339783X1	2	Pin	
12	413565M91	1	Ring	
13	413551M1	1	Shaft	
14	339124X1	20	Screw Metric	
15	339169X1	32	Nut Metric	
16	1724084M1	10	Clamp	
17	401733M1	10	Guide	
18	1724085M1	10	Clamp	
19	414786M1	1	Shaft	8'
	415302M1	1	Shaft	10'
	417750M1	1	Shaft	12'
26	339310X1	1	Key Parallel	
28	339451X1	1	Screw Metric	
29	413568M1	1	Flange	
30	413552M91	10	Finger	
33	401893M1	1	Flange	
34	339402X1	1	Nut Metric	
35	390543X1	1	Pin	
36	390383X1	1	Pin	
37	405094M1	2	Flange	
38	339584X1	2	Bolt Metric	
39	339369X1	2	Lock Washer	
40	339054X1	2	Nut Metric	
50	916002M91	1	Clutch	10'
				12'
51	905688M91	1	Pinion	10'

				12'
52	1725091M1	1	Sprocket	10'
				12'
				Number of Teeth/Splines: 29
53	413830M1	2	Lining	10'
				12'
54	390928X1	8	Rivet	10'
				12'
55	413831M1	1	Disc	10'
				12'
56	413835M1	1	Disc	10'
				12'
57	413834M1	3	Bolt	10'
				12'
58	413833M1	3	Spring	10'
				12'
59	339682X1	3	Nut Metric	10'
				12'
60	917265M1	1	Wire	10'
				12'
61	390594X1	1	Bolt Metric	10'
				12'
62	339169X1	1	Nut Metric	10'
				12'
73	412260M1	3	Bearing Assy	8'
				10'
				12'
74	412261M1	3	Ring	8'
				10'
				12'
75	412315M1	3	Ring	8'
				10'
				12'
76	339170X1	9	Screw	8'
				10'
				12'
77	339374X1	9	Lock Washer	8'
				10'
				12'
78	339169X1	9	Nut Metric	8'
				10'
				12'
79	415303M91	1	Flange	8'
				10'
				12'
80	339071X1	2	Pin	8'

				10'
				12'
81	411860M1	1	Housing	8'
				10'
				12'
82	412260M1	1	Bearing Assy	8'
				10'
				12'
83	411861M91	1	Ring	8'
				10'
				12'
84	339374X1	3	Lock Washer	8'
				10'
				12'
85	339169X1	3	Nut Metric	8'
				10'
				12'
86	1723908M91	1	Sector	8'
				10'
				LEFT
87	1723911M91	1	Flight	8'
				10'
				RIGHT
88	390379X1	8	Bolt Metric	8'
				10'
89	391166X1	8	Washer Metric	8'
				10'
90	339374X1	8	Lock Washer	8'
				10'
91	339169X1	8	Nut Metric	8'
				10'
92	413898M91	1	Clutch	8'
93	339682X1	3	Nut Metric	8'
94	413835M1	1	Disc	8'
95	413899M91	1	Pulley	8'
96	413830M1	1	Lining	8'
97		1	Disc	8'
				Not Serviced, Order 95
98	390928X1	8	Rivet	8'
99	413830M1	1	Lining	8'
100	339080X1	1	Roll Pin	8'
101	413831M1	1	Disc	8'
102	413833M1	3	Spring	8'
103	413832M2	1	Bolt	8'
104	413834M1	3	Bolt	8'
105	917265M1	1	Wire	8'

106	339169X1	1	Nut Metric	8'
107	390594X1	1	Bolt Metric	8'

TABLE FIXE
STANDARD TISCH
MESA FIJO
FIX TABLE



AGCO Corporation
Parts List Report

Massey Ferguson (Europe)
MF 487 COMBINE
Page 35 - FIX TABLE - 8'

Item	Part Number	Qty	Part Description	Comments
				8'
				10'
				12'
1	1720518M92	1	Table	8'
	1720234M94	1	Table	10'
	1720980M94	1	Table	12'
2	391134X1	6	Bolt Metric	8'
				10'
2	391134X1	8	Bolt Metric	12'
3	339123X1	9	Screw Metric	8'
3	339123X1	12	Screw Metric	10'
3	339123X1	18	Screw Metric	12'
	339374X1	9	Lock Washer	8'
	339374X1	12	Lock Washer	10'
	339374X1	18	Lock Washer	12'
	339169X1	9	Nut Metric	8'
	339169X1	12	Nut Metric	10'
	339169X1	18	Nut Metric	12'
4	339761X1	4	Screw Metric	10'
				12'
5	339287X1	6	Screw Metric	10'
				12'
	339534X1	6	Washer Metric	10'
				12'
	339374X1	6	Lock Washer	10'
				12'
	339169X1	6	Nut Metric	10'
				12'
6	916852M92	1	Bearer	10'
				12'
				LEFT
	916848M92	1	Bearer	10'
				12'
				RIGHT
7	339761X1	11	Screw Metric	8'
7	339761X1	13	Screw Metric	10'
				12'
	339374X1	11	Lock Washer	8'
	339374X1	13	Lock Washer	10'

				12'
	339169X1	11	Nut Metric	8'
	339169X1	13	Nut Metric	10'
				12'
8	339123X1	4	Screw Metric	
	339374X1	4	Lock Washer	
	339169X1	4	Nut Metric	
9	339123X1	4	Screw Metric	
	339374X1	4	Lock Washer	
	339169X1	4	Nut Metric	
10	402633M1	2	Angle	
11	339761X1	1	Screw Metric	
	339374X1	1	Lock Washer	
	339169X1	1	Nut Metric	
12	339666X1	4	Screw Metric	
	339375X1	4	Lock Washer	
	339030X1	4	Nut Metric	
13	339054X1	2	Nut Metric	
14	413570M1	2	Bolt	
15	339560X1	4	Screw Metric	
	339375X1	4	Lock Washer	
	339030X1	4	Nut Metric	
16	339124X1	4	Screw Metric	
	339374X1	4	Lock Washer	
	339169X1	4	Nut Metric	
17	339026X1	4	Washer Metric	
	339054X1	4	Nut Metric	
18	413562M91	1	Plate	8'
				LEFT
	916424M92	1	Plate	10'
				12'
				LEFT
	413559M91	1	Plate	
				RIGHT
19	414024M91	1	Support	LEFT
	404407M91	1	Suspension	RIGHT
20	416579M91	1	Pulley	8'
21	339070X1	1	Nut	8'
22	339380X1	1	Washer	8'
23	339072X1	1	Washer	8'
24	416584M1	1	Washer	8'
25	416580M91	1	Pulley	8'
26	413839M1	1	Support	8'
27	404854M93	1	Tensioner	10'
				12'
28	390647X1	1	Bolt Metric	10'

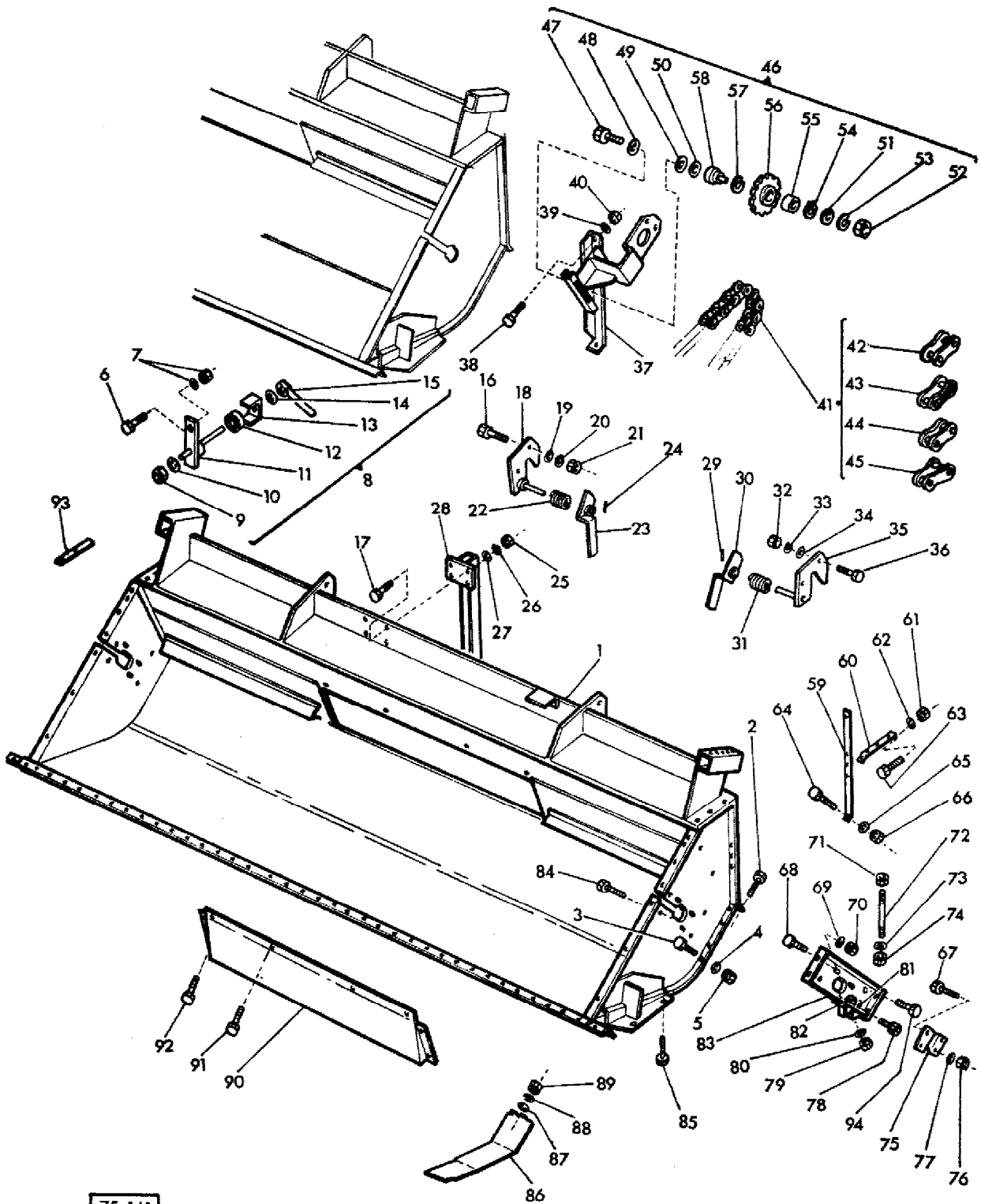
				12'
29	339072X1	1	Washer	10'
				12'
30	390670X1	X	Washer Metric	10'
				12'
				.04"
31	390672X1	X	Washer Metric	10'
				12'
				.08"
32	404737M3	1	Bush	10'
				12'
33	339657X1	1	Circlip	10'
				12'
34	339932X1	1	Bearing Assy	10'
				12'
35	404726M91	1	Sprocket	10'
				12'
				Number of Teeth/Splines: 10
36	339657X1	1	Circlip	10'
				12'
37	391158X1	1	Washer Metric	10'
				12'
38	339376X1	1	Lock Washer	10'
				12'
39	339402X1	1	Nut Metric	10'
				12'
40	905376M94	1	Support	10'
				12'
41	339761X1	3	Screw Metric	10'
				12'
	339374X1	3	Lock Washer	10'
				12'
	339169X1	3	Nut Metric	10'
				12'
42	339123X1	2	Screw Metric	8'
	339374X1	2	Lock Washer	8'
	339169X1	2	Nut Metric	8'
43	339402X1	6	Nut Metric	8'
				10'
43	339402X1	8	Nut Metric	12'
	339376X1	6	Lock Washer	8'
				10'
	339376X1	8	Lock Washer	12'
	391396X1	6	Washer Metric	8'
				10'
	391396X1	8	Washer Metric	12'

44	916856M1	6	Shoe	8'
				10'
44	916856M1	8	Shoe	12'
45	339124X1	4	Screw Metric	
	339374X1	4	Lock Washer	
	339169X1	4	Nut Metric	
46	1720402M1	1	Cover	
47	339560X1	6	Screw Metric	
	339375X1	6	Lock Washer	
	339030X1	6	Nut Metric	
48	339123X1	2	Screw Metric	
	339374X1	2	Lock Washer	
	339169X1	2	Nut Metric	
49	339761X1	3	Screw Metric	
	339374X1	3	Lock Washer	
	339169X1	3	Nut Metric	
50	402632M1	1	Brace	
	402642M2	1	Reinforcement	
51	339337X1	1	Screw Metric	
52	339374X1	1	Lock Washer	
	339169X1	1	Nut Metric	
53	412439M91	1	Lever	
54	339402X1	1	Nut Metric	
	339376X1	1	Lock Washer	
55	412440M91	1	Support	
56	412442M1	1	Segment	
57	412443M1	1	Bracket	
58	339025X1	1	Washer Metric	
59	412444M1	1	Handle	
60	418209M1	1	Belt	8'
61	905931M91	1	Chain	10'
				12'
62	329316M91	2	Cranked Link	10'
				12'
63	329312M91	29	Link	10'
				12'
64	329314M91	1	Link	10'
				12'
65	329313M91	28	Link	10'
				12'
66	339081X1	10	Screw Metric	8'
	1440287X1	10	Washer Metric	8'
	339376X1	10	Lock Washer	8'
	339402X1	10	Nut Metric	8'
67	1604152M91	1	Bearer	10'
				12'

68	390809X1	2	Bolt Metric	10'
				12'
	339376X1	2	Lock Washer	10'
				12'
	339534X1	2	Washer Metric	10'
				12'
	339402X1	2	Nut Metric	10'
				12'
69	339761X1	2	Screw Metric	10'
				12'
	339374X1	2	Lock Washer	10'
				12'
	339169X1	2	Nut Metric	10'
				12'
70	1723866M91	X	Ear Lifter	
71	1723858M91	1	Earth Strap	
72	390122X1	1	Bolt Metric	
	1440287X1	6	Washer Metric	
	339376X1	2	Lock Washer	
	339402X1	2	Nut Metric	
	339402X1	2	Nut Metric	

TABLE
TISCH
MESA
TABLE

QUICK-ATTACH



75-141

AGCO Corporation
Parts List Report

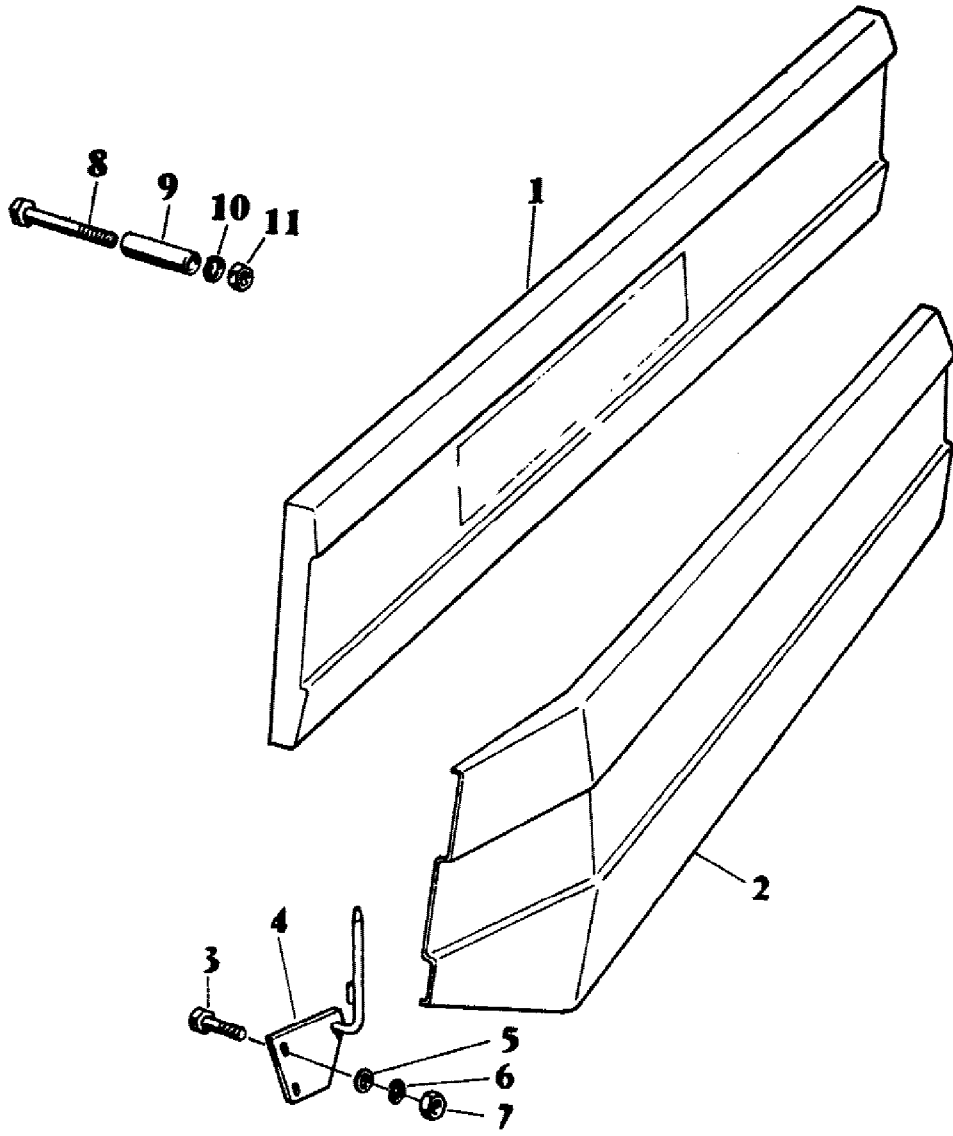
Massey Ferguson (Europe)
MF 487 COMBINE
Page 40 - TABLE - QUICK-ATTACH

Item	Part Number	Qty	Part Description	Comments
				QUICK-ATTACH
1	905389M95	1	Table	(A)
	905364M95	1	Table	(B)
2	391134X1	6	Bolt Metric	(A)
2	391134X1	8	Bolt Metric	(B)
3	339123X1	2	Screw Metric	(A, B)
4	339374X1	2	Lock Washer	(A, B)
5	339169X1	2	Nut Metric	(A, B)
6	339337X1	1	Screw Metric	(A, B)
7	339374X1	1	Lock Washer	(A, B)
	339169X1	1	Nut Metric	(A, B)
8	412439M91	1	Lever	(A, B)
9	339402X1	1	Nut Metric	(A, B)
10	339376X1	1	Lock Washer	(A, B)
11	412440M91	1	Support	(A, B)
12	412442M1	1	Segment	(A, B)
13	412443M1	1	Bracket	(A, B)
14	339025X1	1	Washer Metric	(A, B)
15	412444M1	1	Handle	(A, B)
16	353597X1	2	Bolt Unf	(A, B)
17	339761X1	6	Screw Metric	(A, B)
18	787975M91	1	Plate	(A, B)
19	2942X	2	Washer	(A, B)
20	353439X1	2	Lock Washer	(A, B)
21	353437X1	2	Nut Unf	(A, B)
22	913671M1	1	Spring	(A, B)
				Right Hand
23	913744M91	1	Lever	(A, B)
				Right Hand
24	357633X1	1	Pin	(A, B)
25	339169X1	6	Nut Metric	(A, B)
26	339374X1	6	Lock Washer	(A, B)
27	390972X1	4	Washer Metric	(A, B)
28	905647M91	1	Bearer	(A, B)
29	357633X1	1	Pin	(A, B)
30	913743M91	1	Lever	(A, B)
				Left Hand
31	913672M1	1	Spring	(A, B)
				Left Hand

32	353437X1	2	Nut Unf	(A, B)
33	353439X1	2	Lock Washer	(A, B)
34	2942X	2	Washer	(A, B)
35	787974M91	1	Plate	(A, B)
36	353597X1	2	Bolt Unf	(A, B)
37	905376M94	1	Support	(A, B)
38	339123X1	4	Screw Metric	(A, B)
39	339374X1	4	Lock Washer	(A, B)
40	339169X1	4	Nut Metric	(A, B)
41	905931M91	1	Chain	(A, B)
42	329313M91	28	Link	(A, B)
43	329314M91	1	Link	(A, B)
44	329312M91	29	Link	(A, B)
45	329316M91	2	Cranked Link	(A, B)
46	404854M93	1	Tensioner	(A, B)
47	390647X1	1	Bolt Metric	(A, B)
48	391158X	1	Washer	(A, B)
49	390672X1	X	Washer Metric	(A, B)
				.04"
50	339072X1	1	Washer	(A, B)
51	390670X1	X	Washer Metric	(A, B)
				.08"
52	339402X1	1	Nut Metric	(A, B)
53	339376X1	1	Lock Washer	(A, B)
54	339657X1	1	Circlip	(A, B)
55	339932X1	1	Bearing Assy	(A, B)
56	404726M91	1	Sprocket	(A, B)
				Number of Teeth/Splines: 10
57	339657X1	1	Circlip	(A, B)
58	404737M3	1	Bush	(A, B)
59	402632M3	1	Brace	(A, B)
				Left Hand
	402642M1	1	Brace	(A, B)
				Right Hand
60	402633M1	2	Angle	(A, B)
61	339169X1	4	Nut Metric	(A, B)
62	339374X1	4	Lock Washer	(A, B)
63	339123X1	4	Screw Metric	(A, B)
64	339123X1	4	Screw Metric	(A, B)
65	339374X1	4	Lock Washer	(A, B)
66	339169X1	4	Nut Metric	(A, B)
67	339124X1	4	Screw Metric	(A, B)
	339374X1	4	Lock Washer	(A, B)
	339169X1	4	Nut Metric	(A, B)
68	339123X1	4	Screw Metric	(A, B)
69	339374X1	4	Lock Washer	(A, B)

70	339169X1	4	Nut Metric	(A, B)
71	339054X1	2	Nut Metric	(A, B)
72	413570X1	2	Pin	(A, B)
73	339026X1	4	Washer Metric	(A, B)
74	339054X1	4	Nut Metric	(A, B)
75	414024M91	1	Support	(A, B)
				Left Hand
	404407M91	1	Suspension	(A, B)
				Right Hand
76	399030X1	4	Nut	(A, B)
77	339375X1	4	Lock Washer	(A, B)
78	339124X1	4	Screw Metric	(A, B)
79	339054X1	4	Nut Metric	(A, B)
80	339026X1	4	Washer Metric	(A, B)
81	339374X1	4	Lock Washer	(A, B)
82	339169X1	4	Nut Metric	(A, B)
83	916424M92	1	Plate	(A, B)
				Left Hand
	413559M91	1	Plate	(A, B)
				Right Hand
84	339666X1	4	Screw Metric	(A, B)
85	339172X1	6	Bolt Metric	(A, B)
	339376X1	6	Lock Washer	(A, B)
	339402X1	6	Nut Metric	(A, B)
86	916856M1	6	Shoe	(A)
86	916856M1	8	Shoe	(B)
87	391396X1	6	Washer Metric	(A)
87	391396X1	8	Washer Metric	(B)
88	339376X1	6	Lock Washer	(A)
88	339376X1	8	Lock Washer	(B)
89	339402X1	6	Nut Metric	(A)
89	339402X1	8	Nut Metric	(B)
90	1720402M1	1	Plate	(A, B)
91	353560X1	6	Screw Unf	(A, B)
	339375X1	6	Lock Washer	(A, B)
	339030X1	6	Nut Metric	(A, B)
92	339124X1	4	Screw Metric	(A, B)
	339374X1	4	Lock Washer	(A, B)
	339169X1	4	Nut Metric	(A, B)
93	905990M1	2	Plate	(A, B)
				(A)
				10'
				(B)
				12'

GARANTS - DÉCALCOMANIES
SCHUTZBLECHE - ABZIEHBILDER
PROTECCIÓN - CALCOMANIAS
GUARDS AND TRANSFERS } 8'



73-128

AGCO Corporation
Parts List Report

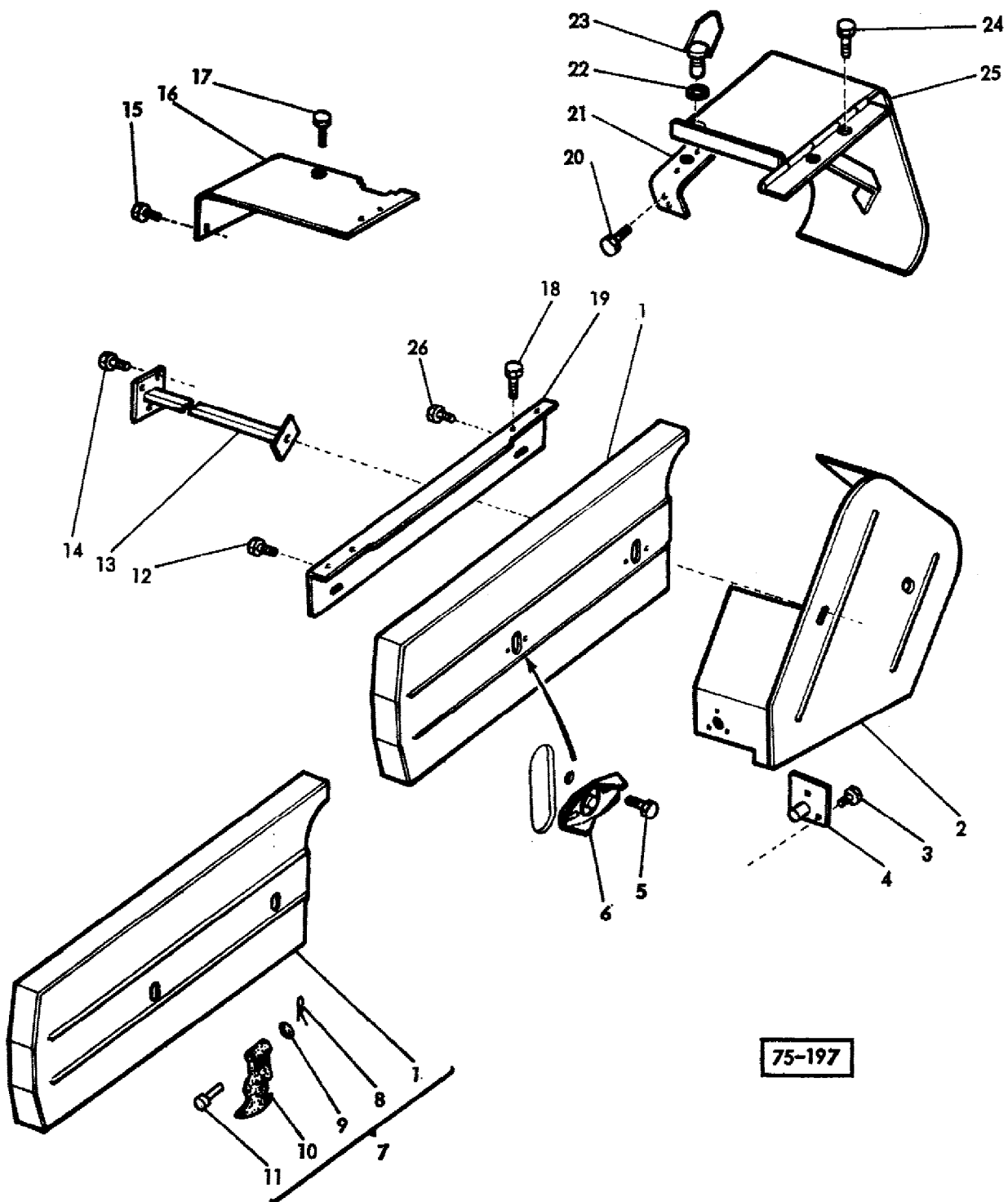
Massey Ferguson (Europe)

MF 487 COMBINE

Page 47 - GUARDS-TRANSMISSION - 8'

Item	Part Number	Qty	Part Description	Comments
				8'
1	418329M92	1	Cowl	
2	418326M91	1	Guard	
3	339123X1	2	Screw Metric	
4	1725279M91	1	Plate	
5	390972X1	2	Washer Metric	
6	339374X1	2	Lock Washer	
7	339169X1	2	Nut Metric	
8	339291X1	2	Bolt Metric	
9	1706587M1	2	Bush	
10	339374X1	2	Lock Washer	
11	339169X1	2	Nut Metric	
12	1440104X1	2	Decal	
13	1440101X1	1	Decal	
14	1440100X1	1	Decal	
15	1440110X1	1	Decal	
16	1440113X1	1	Decal	

**GARANTS
SCHUTZBLECHE
PROTECCIONES
GUARD** } 10' - 12'



75-197

AGCO Corporation
Parts List Report

Massey Ferguson (Europe)

MF 487 COMBINE

Page 48 - GUARD-LOWER PARTS - 10' - 12'

Item	Part Number	Qty	Part Description	Comments
				10' - 12'
1	1603026M92	1	Guard	(B, E, F)
2	916108M93	1	Guard	(E, F)
3	339170X1	2	Screw	(E, F)
	390972X1	2	Washer Metric	(E, F)
	1441782X1	2	Spring	(E, F)
	339169X1	2	Nut Metric	(E, F)
4	916115M93	1	Plate	(E, F)
5	1441914X1	2	Bolt Metric	(E, F)
	1442644X1	2	Washer	(E, F)
	1441500X1	2	Locknut	(E, F)
6	916158M1	2	Mounting	(E, F)
7	1603276M91	1	Guard	(A, E, F)
8	390147X1	2	Pin	(E, F)
9	390146X1	2	Washer Metric	(E, F)
10	403657M1	2	Fastener	(E, F)
11	403660M1	2	Pin	(E, F)
12	339123X1	3	Screw Metric	(C, E)
12	339123X1	4	Screw Metric	(C, F)
	339123X1	2	Screw Metric	(D, E)
	339123X1	3	Screw Metric	(D, F)
	390972X1	3	Washer Metric	(C, E)
	390972X1	4	Washer Metric	(C, F)
	390972X1	2	Washer Metric	(D, E)
	390972X1	3	Washer Metric	(D, F)
	339374X1	3	Lock Washer	(C, E)
	339374X1	4	Lock Washer	(C, F)
	339374X1	2	Lock Washer	(D, E)
	339374X1	3	Lock Washer	(D, F)
	339169X1	3	Nut Metric	(C, E)
	339169X1	4	Nut Metric	(C, F)
	339169X1	2	Nut Metric	(D, E)
	339169X1	3	Nut Metric	(D, F)
13	916898M91	1	Bearer	(E, F)
14	339170X1	3	Screw	(E, F)
	390972X1	3	Washer Metric	(E, F)
	1441782X1	3	Spring	(E, F)
	339169X1	3	Nut Metric	(E, F)
15	339124X1	1	Screw Metric	(E, F)

	390972X1	1	Washer Metric	(E, F)
	1441782X1	1	Spring	(E, F)
	339169X1	1	Nut Metric	(E, F)
16	916279M93	1	Cowl	(C, E)
	916254M93	1	Cowl	(D, E)
	916281M93	1	Guard	(C, F)
	916255M92	1	Cowl	(D, F)
17	339123X1	2	Screw Metric	(E, F)
	390972X1	2	Washer Metric	(E, F)
	1441782X1	2	Spring	(E, F)
	339169X1	2	Nut Metric	(E, F)
18	339761X1	2	Screw Metric	(E, F)
	390972X1	2	Washer Metric	(E, F)
	339374X1	2	Lock Washer	(E, F)
	1440921X1	2	Washer Metric	(E, F)
	339169X1	2	Nut Metric	(E, F)
19	916547M1	1	Reinforcement	(E, F)
20	339560X1	2	Screw Metric	(D, E, F)
	390971X1	2	Washer Metric	(D, E, F)
	339030X1	2	Nut Metric	(D, E, F)
21	1603562M91	1	Bearer	(D, E, F)
22	787900M1	1	Ring	(D, E, F)
23	786486M1	1	Stud	(D, E, F)
24	339124X1	2	Screw Metric	(D, E, F)
	391637X1	4	Washer	(D, E, F)
	339170X1	2	Screw	(D, E, F)
25	916262M93	1	Cowl	(D, E, F)

(A)

Up to Serial or Engine Number C3214599

QUICK-ATTACH

Up to Serial or Engine Number C3213399

FIX

(B)

From Serial or Engine Number C3314601

QUICK-ATTACH

From Serial or Engine Number C3213401

FIX

(C)

FIX TABLE

(D)

QUICK-ATTACH

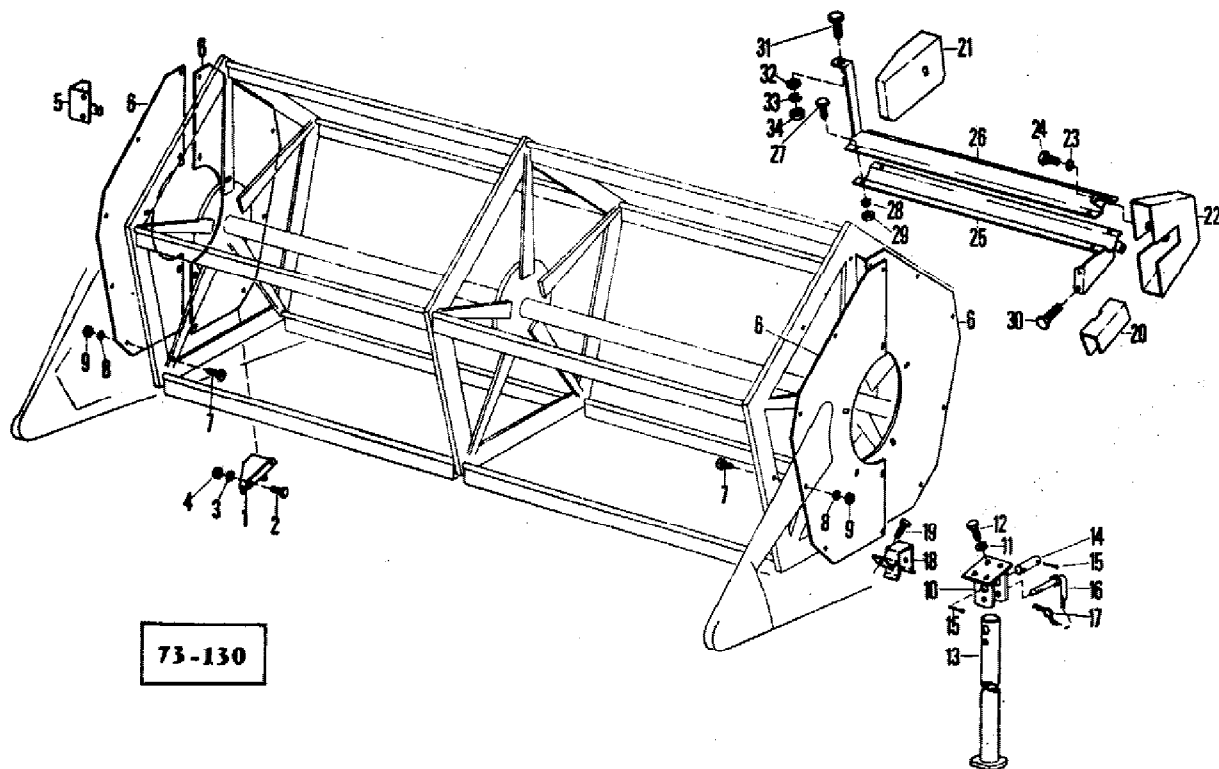
(E)

10'

(F)

12'

**GARANTS SUPPLÉMENTAIRES
ERGÄNZUNGSSCHUTZBLECHE
PROTECCIONES SUPLEMENTARIAS
ADICIONAL GUARDS**



AGCO Corporation
Parts List Report

Massey Ferguson (Europe)
MF 487 COMBINE
Page 51 - GUARDS-TRANSMISSION - 8'

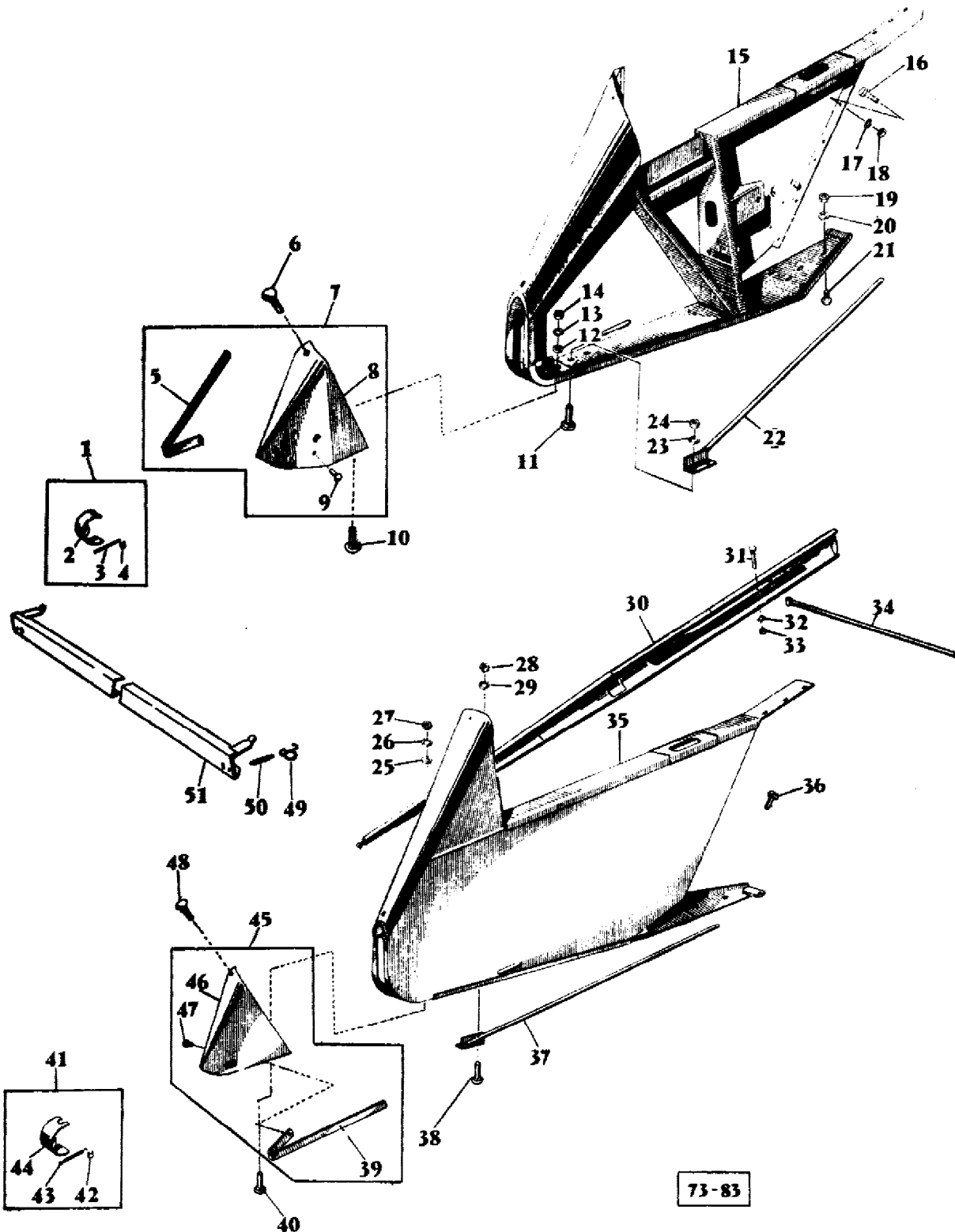
Item	Part Number	Qty	Part Description	Comments
				8'
				10'
				12'
1	1723517M92	1	Cowl	
2	339230X1	2	Screw Metric	
	339081X1	1	Screw Metric	
3	339375X1	2	Lock Washer	
	339376X1	1	Lock Washer	
4	339030X1	2	Nut Metric	
5	1723515M1	1	Cowl	(A)
				10'
				12'
6	1723539M1	4	Cowl	(A)
				10'
				12'
7	390903X1	32	Screw Metric	(A)
				10'
				12'
8	339375X1	32	Lock Washer	(A)
				10'
				12'
9	339030X1	32	Nut Metric	(A)
				10'
				12'
10	916177M91	1	Bearer	(A) (B) (D)
				10'
				12'
11	339374X1	4	Lock Washer	(A) (B) (D)
				10'
				12'
	339169X1	4	Nut Metric	(A) (B) (D)
				10'
				12'
12	339123X1	2	Screw Metric	(A) (B) (C)
				10'
				12'
	339761X1	2	Screw Metric	(A) (B) (D)
				10'
				12'

13	1723606M91	1	Stand	(A) (B) (D) 10' 12'
14	1441759X1	1	Clevis Pin	(A) (B) (D) 10' 12'
15	339038X1	2	Pin	(A) (B) (D) 10' 12'
16	1721441M91	1	Fastener	(A) (B) (D) 10' 12'
17	1706161M1	1	Pin	(A) (B) (D) 10' 12'
	390865X1	1	Chain	(A) (B) (D) 10' 12'
18	1723609M91	1	Tie	(A) (B) (D) 10' 12'
19	339761X1	1	Screw Metric	(A) (B) (D) 10' 12'
20	1723568M91	1	Cowl	(C) (D) 10' 12'
21	1723595M91	1	Cowl	(C) (D) 8'
22	1723562M91	1	Cowl	(C) (D) 8'
23	339374X1	2	Lock Washer	(C) (D) 8'
24	339124X1	2	Screw Metric	(C) (D) 8'
25	916828M91	1	Cowl	(C) (D) 8'
26	916827M91	1	Cowl	(C) (D) 8'
27	391074X1	6	Screw Metric	(C) (D) 8'
28	339375X1	6	Lock Washer	(C) (D) 8'
29	339030X1	6	Nut Metric	(C) (D) 8'
30	339761X1	2	Screw Metric	(C) (D)

31	339123X1	1	Screw Metric	8' (C) (D)
32	391166X1	1	Washer Metric	8' (C) (D)
33	339374X1	1	Lock Washer	8' (C) (D)
34	339169X1	1	Nut Metric	8' (C) (D)

(A)
UK
(B)
SWEDEN
(C)
GERMANY
(D)
FIX TABLE

**DIVISEURS
ABTEILER
DIVISORES
DIVIDERS**



AGCO Corporation
Parts List Report

Massey Ferguson (Europe)
MF 487 COMBINE
Page 52 - DIVIDERS - 8'

Item	Part Number	Qty	Part Description	Comments
				8'
				10'
				12'
1	404790M92	1	Guard	(B)
				10'
				12'
				LEFT
2	404791M92	1	Protector	(B)
				10'
				12'
				LEFT
3	326639M1	1	Spring	(B)
				10'
				12'
4	322979M1	1	Knotter Hook	(B)
				10'
				12'
5	404765M1	1	Bracket	8'
	905417M1	1	Bracket	10'
				12'
6	339170X1	1	Screw	
	339534X1	1	Washer Metric	
	339374X1	1	Lock Washer	
	339169X1	1	Nut Metric	
7	404559M92	1	Shoe	8'
	905414M91	1	Point	10'
				12'
8		1		Not Serviced, Order 7
9	391489X1	2	Rivet	
10	339170X1	1	Screw	
11	339170X1	2	Screw	
12	339056X1	1	Washer Metric	
	376818X1	1	Washer	
13	339374X1	1	Lock Washer	
14	339169X1	1	Nut Metric	
15	404547M93	1	Divider	8'
				LEFT
	917205M92	1	Divider	10'
				12'

LEFT

16	339228X1	8	Screw Metric
17	339374X1	8	Lock Washer
18	339169X1	8	Nut Metric
19	339402X1	6	Nut Metric
20	339376X1	6	Lock Washer
21	391772X1	6	Bolt Metric
22	404562M92	1	Tube

LEFT

23	339374X1	2	Lock Washer
24	339169X1	2	Nut Metric
25	339056X1	1	Washer Metric
	376818X1	1	Washer
26	339374X1	1	Lock Washer
27	339169X1	1	Nut Metric
28	339169X1	2	Nut Metric
29	339374X1	2	Lock Washer
30	905082M91	1	Fender
31	339019X1	1	Bolt Metric
32	339376X1	1	Lock Washer
33	339402X1	1	Nut Metric
34	404642M91	1	Tube
35	404444M93	1	Divider

8'

RIGHT

	905406M95	1	Divider	10'
--	-----------	---	---------	-----

12'

RIGHT

36	339081X1	2	Screw Metric
	339376X1	2	Lock Washer
	339402X1	2	Nut Metric
37	404461M92	1	Tube
38	339170X1	1	Screw
39	404765M1	1	Bracket
	905417M1	1	Bracket

RIGHT

8'

10'

12'

40	339170X1	1	Screw	
41	404794M92	1	Guard	10'

12'

RIGHT

42	322979M1	1	Knotter Hook	10'
----	----------	---	--------------	-----

12'

43	326639M1	1	Spring	10'
----	----------	---	--------	-----

12'

44	404791M92	1	Protector	10'
----	-----------	---	-----------	-----

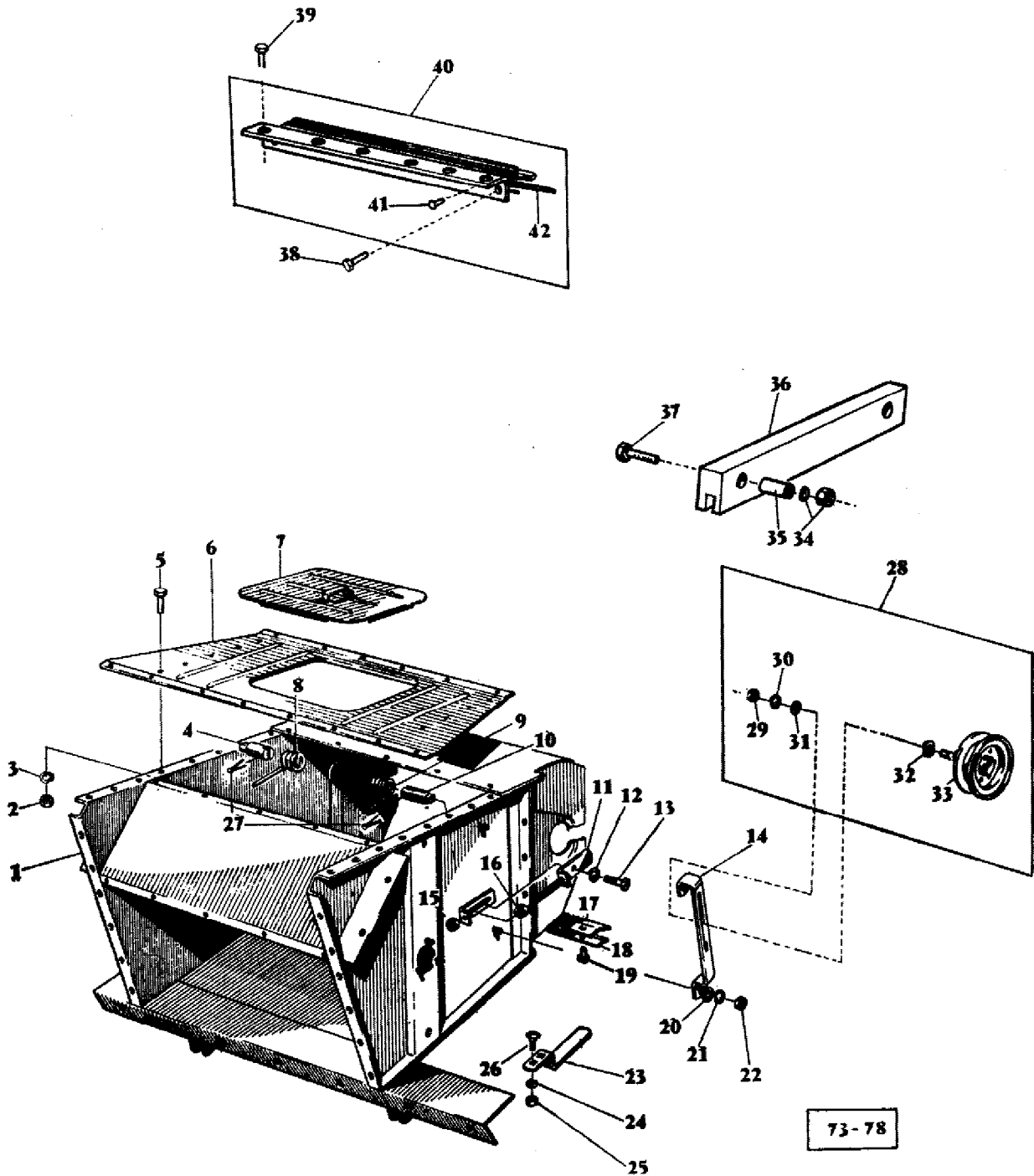
12'

45	404458M92	1	Divider	8'
----	-----------	---	---------	----

				RIGHT
	905418M91	1	Point	10'
				12'
				RIGHT
46		1		Not Serviced, Order NO. 45
47	391489X1	2	Rivet	
48	339170X1	1	Screw	
	339534X1	1	Washer Metric	
	339374X1	1	Lock Washer	
	339169X1	1	Nut Metric	
49	322979M1	2	Knotter Hook	8'
50	326639M1	2	Spring	8'
51	419024M91	1	Guard	8'
				(A)
				FIX TABLE
				(B)
				FIX TABLE OR Q.A. TABLE - 10'

ÉLEVATEUR À RÉCOLTE - CAISSON
 EINZUGSELEVATOR - KANAL
 ELEVADOR DE ENTRADA - CAJA
 FEEDER ELEVATOR - HOUSING

TABLE FIXE
 STANDARD TISCH
 MESA FIJO
 FIX TABLE



AGCO Corporation
Parts List Report

Massey Ferguson (Europe)

MF 487 COMBINE

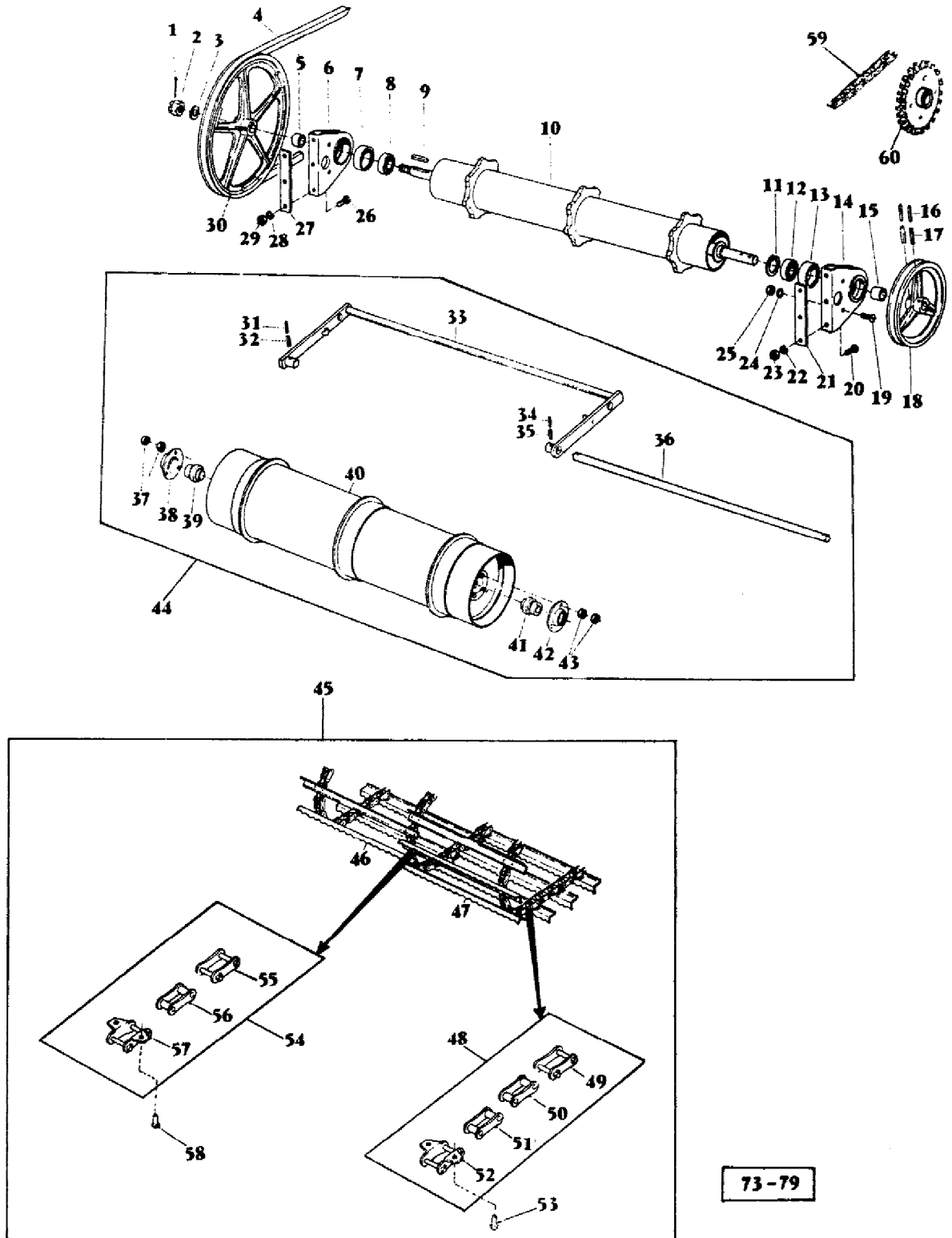
Page 56 - FEEDER ELEVATOR - HOUSING - FIX TABLE

Item	Part Number	Qty	Part Description	Comments
				FIX TABLE
1	1720407M91	1	Boot	(A)
	905561M92	1	Boot	(B)
2	339169X1	15	Nut Metric	(A, B)
3	339056X1	15	Washer Metric	(A, B)
	339374X1	15	Lock Washer	(A, B)
4	412251M2	1	Trunnion	(A, B)
5	390379X1	15	Bolt Metric	(A, B)
6	1724071M1	1	Panel	(A, B)
7	1721518M91	1	Door	(A, B)
8	412256M1	1	Spring	(A, B)
				Right Hand
9	412255M1	1	Spring	(A, B)
				Left Hand
10	412251M2	1	Trunnion	(A, B)
11	412252M91	2	Angle	(A, B)
12	339369X1	2	Lock Washer	(A, B)
13	339299X1	2	Screw Metric	(A, B)
14	417973M1	1	Support	(A)
15	339402X1	2	Nut Metric	(A, B)
16	339402X1	2	Nut Metric	(A, B)
17	1720421M1	1	Band	(A, B)
18	1720422M1	1	Reinforcement	(A, B)
19	338828X1	18	Rivet	(A, B)
20	391166X1	2	Washer Metric	(A)
21	339374X1	2	Lock Washer	(A)
22	339169X1	2	Nut Metric	(A)
23	412217M1	2	Guide	(A, B)
24	339374X1	4	Lock Washer	(A, B)
25	339169X1	4	Nut Metric	(A, B)
26	339170X1	4	Screw	(A, B)
27	391423X1	2	Pin	(A, B)
28	416579M91	1	Pulley	(A)
29	339070X1	1	Nut	(A)
30	339380X1	1	Washer	(A)
31	339072X1	1	Washer	(A)
32	416584M1	1	Washer	(A)
33	416580M91	1	Pulley	(A)
34	354431X1	4	Bolt Unf	(B)

	355619X1	8	Washer	(B)
35	796717M1	4	Sleeve	(B)
36	796720M1	2	Tightener	(B)
37	354505X1	4	Bolt Unf	(B)
38	339401X1	2	Screw Metric	(B)
	339376X1	2	Lock Washer	(B)
	339402X1	2	Nut Metric	(B)
39	339123X1	6	Screw Metric	(B)
	339374X1	6	Lock Washer	(B)
	339169X1	6	Nut Metric	(B)
40	1720452M91	1	Sealer	(B)
41	49351X	18	Rivet	(B)
42	1720455M1	1	Gasket	(B)
				(A)
				8'
				(B)
				10' - 12'

ÉLÉVATEUR À RÉCOLTE - TAMBOURS - CHAÎNE
 EINZUGSELEVATOR - TROMMEL - FÖRDERKETTE
 ELEVADOR DE ENTRADA - CILINDRO - CADENA
 FEEDER ELEVATOR - DRUM - CHAIN

FIX TABLE
 MESA FIJO
 STANDARD TISCH
 TABLE FIXE



73-79

AGCO Corporation
Parts List Report

Massey Ferguson (Europe)

MF 487 COMBINE

Page 59 - FEEDER ELEVATOR - DRUM, CHAIN - FIX TABLE

Item	Part Number	Qty	Part Description	Comments
				FIX TABLE
1	339037X1	1	Pin	(G, H)
2	339046X1	1	Nut Metric	(G, H)
3	1441419X1	1	Washer Metric	(G, H)
4	1720488M1	1	Belt	(A, G, H)
	621588M1	1	Belt	(B, G, H)
5	1720423M1	1	Tube	(G, H)
6	417966M91	1	Bracket	(G, H)
7	415322M1	1	Ring	(G, H)
8	415331M1	1	Bearing	(G, H)
9	339590X1	1	Key	(G, H)
10	1720426M91	1	Drum	(C, G, H)
	609888M91	1	Drum	(D, G, H)
				REAR
11	1440480X1	1	Circlip	(G, H)
12	415331M1	1	Bearing	(G, H)
13	415322M1	1	Ring	(G, H)
14	417969M91	1	Bracket	(G, H)
15	417967M1	1	Bush	(G, H)
16	390533X1	2	Pin	(C, G, H)
	339248X1	2	Pin	(D, G, H)
17	339192X1	2	Pin	(C, G, H)
	339193X1	2	Pin	(D, G, H)
18	417968M1	1	Pulley	(C, G, H)
	609881M1	1	Pulley	(D, G, H)
19	359509X1	4	Bolt	(G, H)
20	339401X1	3	Screw Metric	(G, H)
21	404232M1	1	Plate	(G, H)
22	339376X1	3	Lock Washer	(G, H)
23	339402X1	3	Nut Metric	(G, H)
24	339376X1	4	Lock Washer	(G, H)
25	339402X1	4	Nut Metric	(G, H)
26	339401X1	3	Screw Metric	(G, H)
27	404232M1	1	Plate	(G, H)
28	339376X1	3	Lock Washer	(G, H)
29	339402X1	3	Nut Metric	(G, H)
30	1720440M1	1	Pulley	(G, H)
31	339311X1	1	Roll Pin	(E, G, H)
	390294X1	1	Pin	(F, G, H)

32	339541X1	1	Peg	(E, G, H)
	339135X1	1	Pin	(F, G, H)
33	1720435M91	1	Support	(E, A, B)
	1725267M91	1	Bearer	(F, A, B)
34	339311X1	1	Roll Pin	(E, A, B)
	390294X1	1	Pin	(F, A, B)
35	339541X1	1	Peg	(E, A, B)
	339135X1	1	Pin	(F, A, B)
36	1725295M1	1	Shaft	(E, A, B)
	1725264M1	1	Clevis Pin	(F, A, B)
37	339169X1	6	Nut Metric	(E, A, B)
	1441461X1	3	Nut Metric	(F, A, B)
38	412245M1	1	Ring	(E, A, B)
	1725265M91	1	Flange	(F, A, B)
39	412243M1	1	Bearing	(E, A, B)
	412260M1	1	Bearing Assy	(F, A, B)
40	1725272M91	1	Drum	(F, A, B)
41	412243M1	1	Bearing	(E, A, B)
	412260M1	1	Bearing Assy	(F, A, B)
42	412245M1	1	Ring	(E, A, B)
	1725265M91	1	Flange	(F, A, B)
43	339169X1	6	Nut Metric	(E, A, B)
	1441461X1	3	Nut Metric	(F, A, B)
44	1725278M91	1	Drum	(E, A, B)
45	1720430M91	1	Chain	(A, B)
46	1720431M1	11	Strap	(A, B)
				Right Hand
47	1720432M1	11	Strap	(A, B)
				Left Hand
48	413932M91	2	Chain	(A, B)
49	329797M91	2	Connecting Link	(A, B)
50	329796M91	22	Link	(A, B)
51	329795M91	46	Link	(A, B)
52	329761M91	22	Link	(A, B)
53	391138X1	44	Rivet	(A, B)
54	1720433M91	1	Chain	(A, B)
55	329797M91	1	Connecting Link	(A, B)
56	329795M91	23	Link	(A, B)
57	329761M91	22	Link	(A, B)
58	391138X1	44	Rivet	(A, B)
59	905584M91	1	Chain	(B)
60	905568M91	1	Sprocket	(B)
				(A)
				Up to Serial or Engine Number 36544
				(B)
				From Serial or Engine Number 36545

From Serial or Engine Number R1320301

(C)

Up to Serial or Engine Number 1046

(D)

From Serial or Engine Number 1047

(E)

Up to Serial or Engine Number 944- 10'

Up to Serial or Engine Number 1168 - 12'

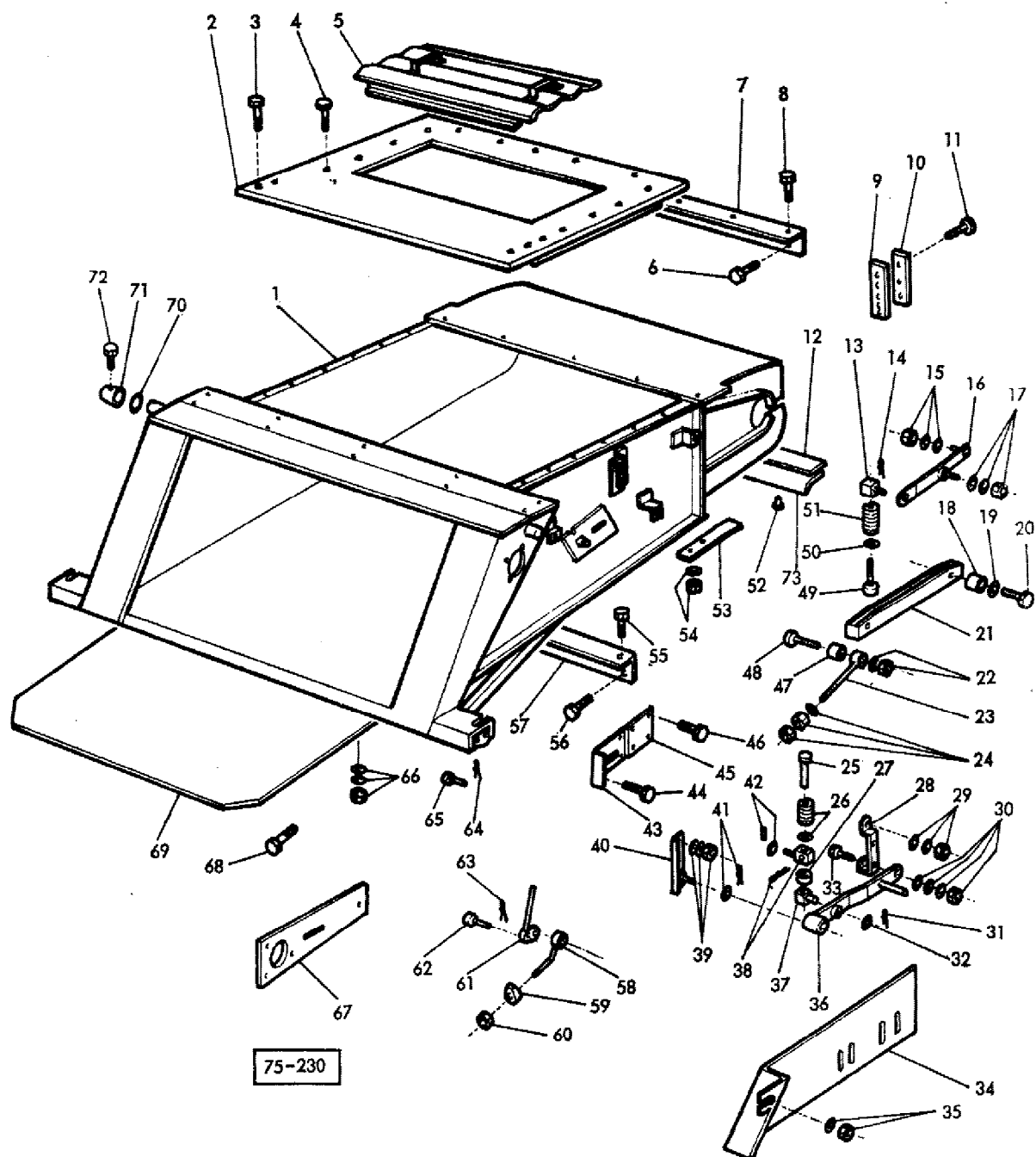
(F)

From Serial or Engine Number 995 - 10'

From Serial or Engine Number 1169 - 12'

ÉLÉVATEUR A RÉCOLTE (PARTIES FIXES)
 EINZUGSELEVATOR (FESTSTEHENDE TEILE)
 ELEVADOR DE ENTRADA (PARTIDO FIJO)
 FEEDER ELEVATOR (FIXED COMPONENTS)

QUICK-ATTACH



AGCO Corporation
Parts List Report

Massey Ferguson (Europe)
MF 487 COMBINE

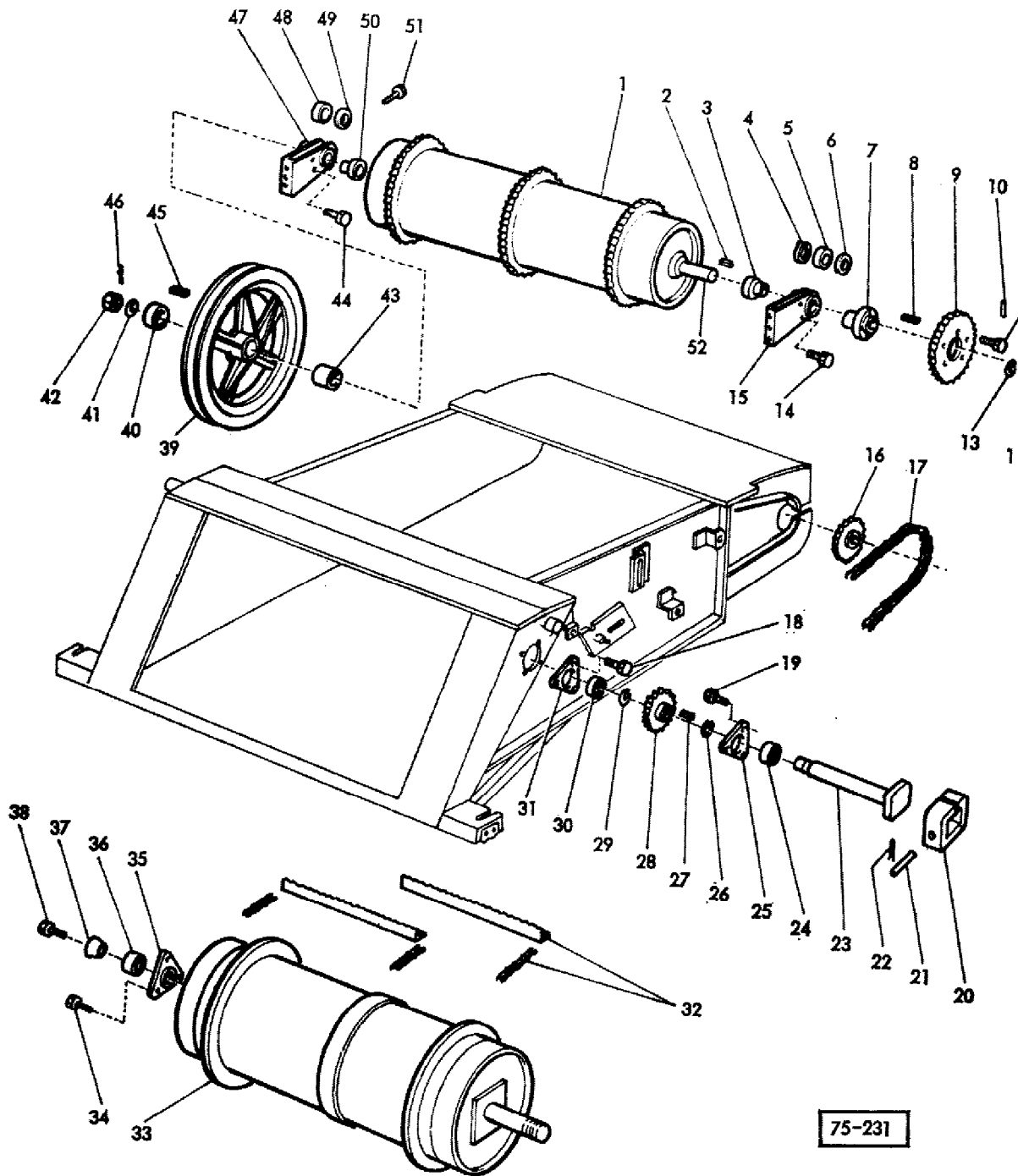
Page 63 - FEEDER ELEVATOR (FIXED COMPONENTS) - QUICK ATTACH

Item	Part Number	Qty	Part Description	Comments
				QUICK ATTACH
1	916474M93	1	Channel	
2	916476M1	1	Plate	
3	339123X1	10	Screw Metric	
	391166X1	10	Washer Metric	
	339374X1	10	Lock Washer	
	339169X1	10	Nut Metric	
4	338560X1	18	Screw	
	390971X1	12	Washer Metric	
	339375X1	18	Lock Washer	
	339030X1	18	Nut Metric	
5	1721518M91	1	Door	
6	339401X1	2	Screw Metric	
	339376X1	2	Lock Washer	
	339402X1	2	Nut Metric	
7	621176M91	1	Gasket	
8	339123X1	6	Screw Metric	
	339374X1	6	Lock Washer	
	339169X1	6	Nut Metric	
9	621445M2	2	Shield	
10	1603407M1	X	Shim	.04"
	1603408M1	X	Shim	.02"
11	339401X1	10	Screw Metric	
	339376X1	10	Lock Washer	
	339402X1	10	Nut Metric	
12	1720421M1	1	Band	
13	621423M1	1	Knuckle	
14	391405X1	1	Pin	
15	1440277X1	1	Washer Metric	
	339377X1	1	Lock Washer	
	339034X1	1	Nut Metric	
16	621428M91	1	Arm	
17	621422M1	1	Washer	
	1440277X1	1	Washer Metric	
	339377X1	1	Lock Washer	
	339034X1	1	Nut Metric	
18	796717M1	2	Sleeve	
19	339843X1	2	Washer	
	390734X1	2	Washer Metric	

20	1441363X1	2	Bolt Metric	
	339402X1	2	Nut Metric	
21	621431M2	1	Guide	
22	339377X1	2	Lock Washer	
	339495X1	2	Nut	
23	905342M91	2	Stem	
24	391100X1	1	Washer	
	339623X1	2	Nut Metric	
	339682X1	2	Nut Metric	
25	905396M1	2	Clevis Pin	
26	224131M1	2	Spring	
	1721512M1	1	Washer	
27	1706550M1	2	Spacer	
28	905339M1	1	Bearer	LEFT
	905340M1	1	Bearer	RIGHT
29	339534X1	4	Washer Metric	
	339376X1	4	Lock Washer	
	339402X1	4	Nut Metric	
30	339534X1	1	Washer Metric	
	339285X1	1	Washer	
	339376X1	2	Lock Washer	
	339402X1	2	Nut Metric	
31	391428X1	2	Pin	
32	391224X1	2	Washer Metric	
33	339237X1	2	Screw	
34	1603560M91	1	Cowl	
35	1441516X1	3	Washer	
	339433X1	3	Nut Metric	
36	905335M91	2	Lever	
37	1721515M1	2	Clevis Pin	
38	1721541M1	2	Trunnion	
	391406X1	2	Pin	
39	339534X1	4	Washer Metric	
	339376X1	4	Lock Washer	
	339402X1	4	Nut Metric	
40	621454M91	1	Transverse	LEFT
	609685M91	1	Transverse	RIGHT
41	391428X1	2	Pin	
	339576X1	2	Washer	
42	391224X1	4	Washer Metric	
	391428X1	2	Pin	
43	905346M91	2	Bearer	
44	390379X1	8	Bolt Metric	
	339374X1	8	Lock Washer	
45	905349M1	2	Plate	
46	339228X1	8	Screw Metric	

	339374X1	8	Lock Washer
47	1721509M1	2	Bush
48	905345M1	2	Clevis Pin
49	621421M1	1	Screw
50	339803X1	1	Washer
51	621444M2	1	Spring
52	338828X1	18	Rivet
53	621471M1	2	Bracket
54	339374X1	4	Lock Washer
	339169X1	4	Nut Metric
55	339170X1	6	Screw
	390972X1	6	Washer Metric
	339374X1	6	Lock Washer
	339169X1	6	Nut Metric
56	339124X1	5	Screw Metric
	390972X1	5	Washer Metric
	339374X1	5	Lock Washer
	339169X1	5	Nut Metric
57	609725M1	1	Anglepiece
58	786108M1	2	Bolt
59	786114M1	2	Knotter Hook
60	376811X1	2	Nut Unc
61	786113M1	2	Lever
62	195350M1	2	Clevis Pin
	195352M1	2	Pin
63	354076X1	4	Pin
64	1706160M1	2	Clamp
65	1441433X1	2	Pin
66	339123X1	6	Screw Metric
	390972X1	6	Washer Metric
	339374X1	6	Lock Washer
	339169X1	6	Nut Metric
67	916550M91	2	Arm
68	339123X1	6	Screw Metric
	339374X1	6	Lock Washer
	339169X1	6	Nut Metric
69	916489M91	1	Shield
70	913963M1	X	Washer
71	913924M2	2	Washer
72	358672X1	2	Screw
73	621448M1	1	Shield

ÉLÉVATEUR A RÉCOLTE (PARTIES MOBILES) }
 EINZUGSELEVATOR (ROTIERENDE TEILE) } **QUICK-ATTACH**
 ELEVADOR DE ENTRADA (PARTIDO MOVIL) }
 FEEDER ELEVATOR (ROTATING COMPONENTS) }



75-231

AGCO Corporation
Parts List Report

Massey Ferguson (Europe)

MF 487 COMBINE

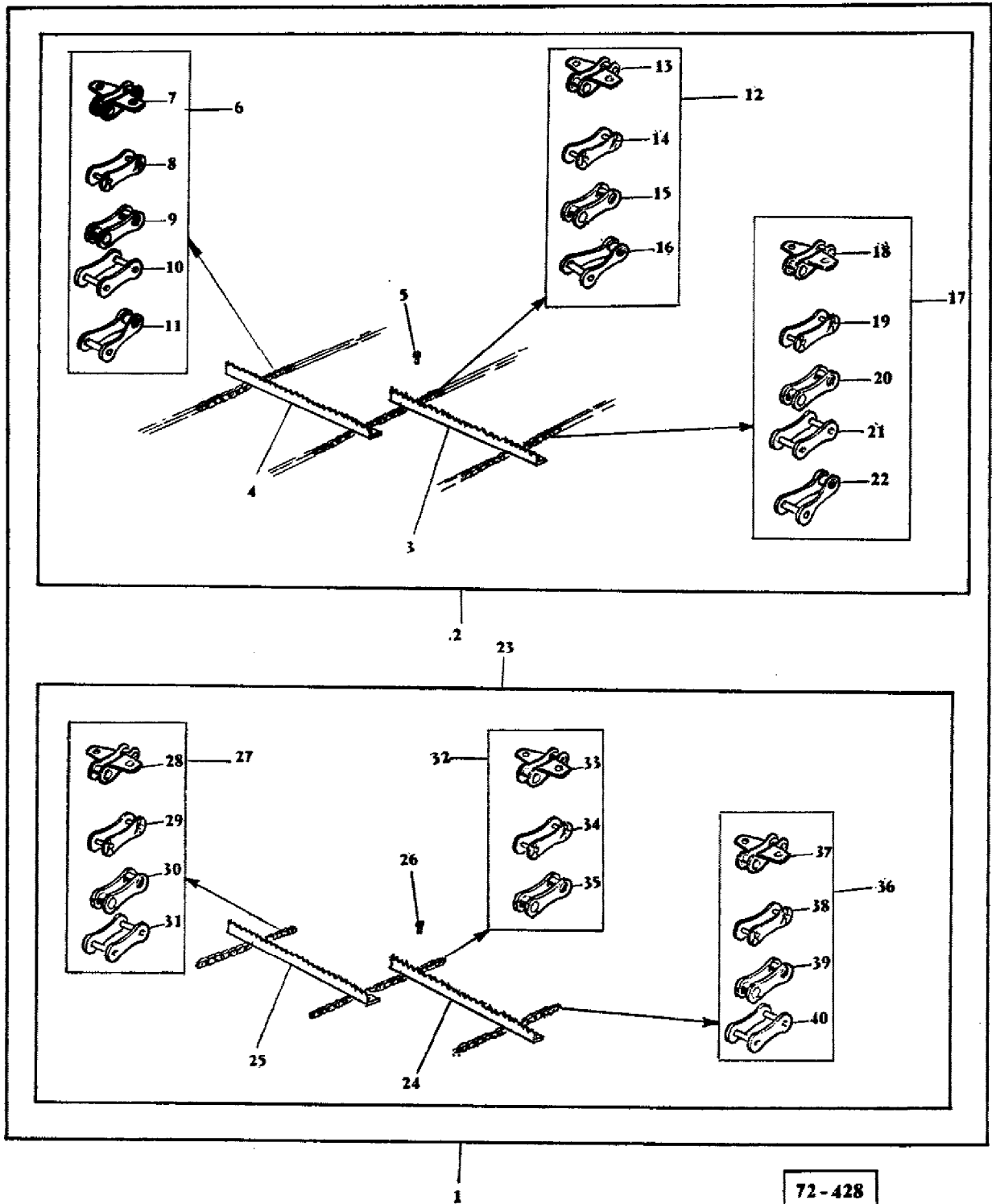
Page 68 - FEEDER ELEVATOR (ROTATING COMPONENTS) - QUICK ATTACH

Item	Part Number	Qty	Part Description	Comments
				QUICK ATTACH
1	609898M91	1	Drum	
2	338654X1	2	Key Door	
3	609903M1	1	Spacer	
4	1440480X1	1	Circlip	
5	415331M1	1	Bearing	
6	415322M1	1	Ring	
7	609900M1	1	Hub	
8	391092X1	1	Key Door	
9	609721M1	1	Pinion	
10	339037X1	1	Pin	
11	339451X1	5	Screw Metric	
	339376X1	5	Lock Washer	
12	391233X1	1	Nut Metric	
13	1440291X1	1	Washer Metric	
14	339509X1	2	Screw Metric	
	339376X1	2	Lock Washer	
	339402X1	2	Nut Metric	
15	621432M93	1	Bracket	LEFT
16	621425M91	1	Pinion	
17	237586M1	1	Chain	
18	339081X1	3	Screw Metric	
	339376X1	3	Lock Washer	
19	390397X1	3	Bolt	
	339376X1	3	Lock Washer	
	339402X1	3	Nut Metric	
20	249683M91	3	Sleeve	(D)
	470040M1	1	Coupling	(D)
21	249675M2	1	Shaft	
22	354078X1	1	Pin	
23	621435M2	1	Shaft	
24	1722011M1	1	Bearing Assy	
25	1722012M1	2	Flange	
26	339469X1	1	Segment	
27	2020X	1	Key	
28	916601M91	1	Pinion	
29	354946X1	1	Ring	
30	1721404M1	1	Bearing Assy	
31	1722013M1	2	Flange	

32	916521M92	1	Chain	(A - C)
	916520M92	1	Chain	(B - C)
33	916552M94	1	Drum	
34	390018X1	6	Bolt	
	339374X1	6	Lock Washer	
	339169X1	6	Nut Metric	
35	22691X	2	Flange	
	832524M1	2	Flange	
36	1721404M1	2	Bearing Assy	
37	414491M1	2	Cone	
38	1442509X1	2	Screw Metric	
39	1720440M1	1	Pulley	
40	609901M1	1	Spacer	
41	1440291X1	1	Washer Metric	
42	391233X1	1	Nut Metric	
43	609901M1	1	Spacer	
44	339509X1	2	Screw Metric	
	339376X1	2	Lock Washer	
	339402X1	2	Nut Metric	
45	391092X1	1	Key Door	
46	339037X1	1	Pin	
47	621433M93	1	Bracket	RIGHT
48	415331M1	1	Bearing	
49	415322M1	1	Ring	
50	609903M1	1	Spacer	
51	339401X1	10	Screw Metric	
	339376X1	10	Lock Washer	
	339402X1	10	Nut Metric	
52	609899M1	1	Shaft	

(A)
CEREALS
(B)
MAIZE
(C)
Not Serviced, Order 71
(D)
ALTERNATIVE

CHAÎNE D'ÉLEVATEUR (DÉTAIL)
 ELEVATOR KETTE (EINZELTEILE)
 CADENA DE ELEVADOR (DETALLES)
 ELEVATOR CHAINE (DETAILS)



72-428

AGCO Corporation
Parts List Report

Massey Ferguson (Europe)

MF 487 COMBINE

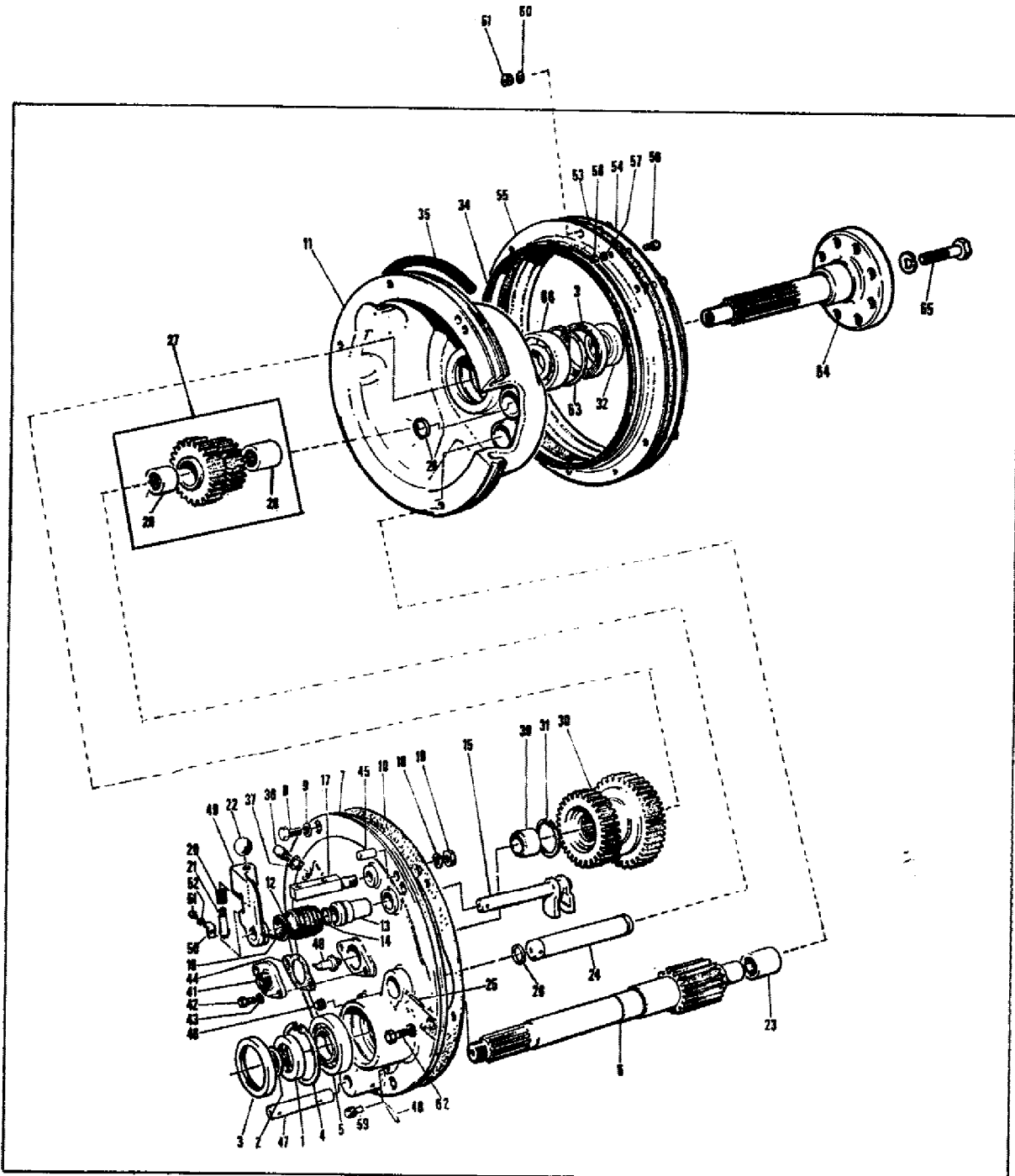
Page 71 - ELEVATOR CHAIN (DETAILS) - DETAILS

Item	Part Number	Qty	Part Description	Comments
				DETAILS
1	916521M92	1	Elevator	(A)
2	916520M92	1	Chain	(B)
3	609924M2	14	Batt	R. H.
4	609925M2	14	Batt	L. H.
5	391138X1	112	Rivet	
6	621525M92	1	Chain	L.H.
7	329761M91	14	Link	
8	329797M91	1	Connecting Link	
9	329795M91	29	Link	
10	329796M91	14	Link	
11	329798M92	1	Link	
12	621527M92	1	Chain	
13	329761M91	28	Link	
14	329797M91	1	Connecting Link	
15	329795M91	29	Link	
16	329798M92	1	Link	
17	621526M92	1	Chain	RIGHT
18	329761M91	14	Link	
19	329797M9	1	Link	
20	329795M91	29	Link	
21	329796M91	14	Link	
22	329798M91	1	Link	
23	916519M91	1	Chain	
24	609924M2	1	Batt	RIGHT
25	609925M2	1	Batt	LEFT
26	391138X1	8	Rivet	
27	916516M91	1	Chain	LEFT
28	329761M91	1	Link	
29	329797M91	1	Connecting Link	
30	329795M91	1	Link	
31	329796M91	1	Link	
32	916517M91	1	Chain	
33	329761M91	2	Link	
34	329797M91	1	Connecting Link	
35	329795M91	3	Link	
36	916518M91	1	Chain	RIGHT
37	329761M91	1	Link	
38	329797M91	1	Connecting Link	

39	329795M91	3	Link
40	329796M91	1	Link

(A)
CEREALS
(B)
MAIZE

VARIATEUR DE BATTEUR
DRESCHTROMMELGETRIEBE
CAJA DE ENGRANAJES DEL VARIADOR DEL CILINDRO
GEAR BOX - CYLINDER



67

73-162

AGCO Corporation
Parts List Report

Massey Ferguson (Europe)

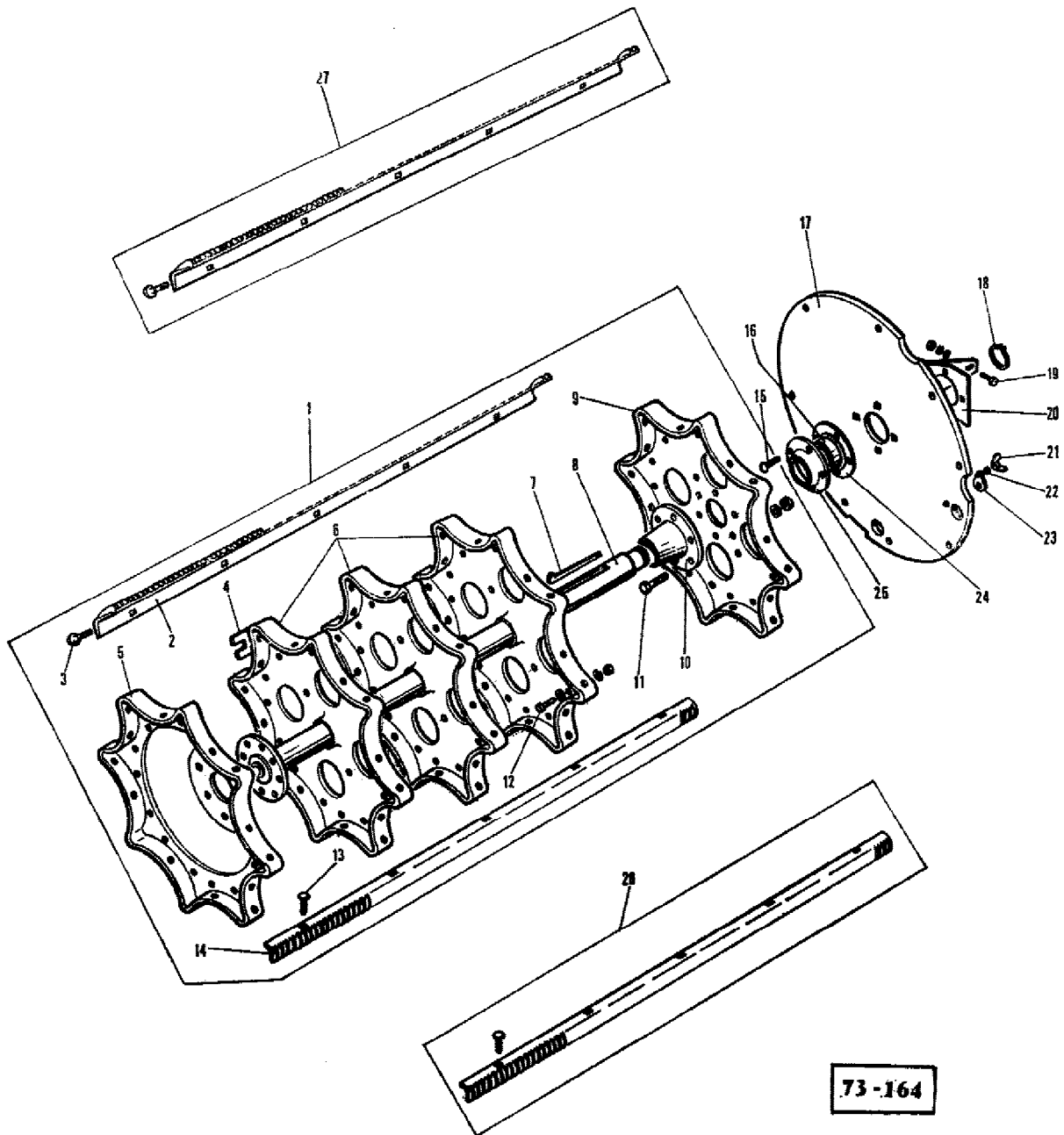
MF 487 COMBINE

Page 72 - GEAR BOX CYLINDER - CYLINDER

Item	Part Number	Qty	Part Description	Comments
				CYLINDER
1	417404M1	1	Ring	
2	391841X1	1	O Ring	
3	417355M1	2	Washer	
4	1440516X1	1	Circlip	
5	1440511X1	1	Bearing Assy	
6	417405M1	1	Shaft	
7	1722387M1	1	Housing	
8	339451X1	5	Screw Metric	
9	339376X1	5	Lock Washer	
10	417407M1	1	Joint	
11	1722386M1	1	Housing	
12	417409M1	1	Gaiter	
13	417410M1	1	Bush	
14	391839X1	1	Ring	LEFT
15	417411M91	1	Shaft	
16	339071X1	1	Pin	
17	417413M1	1	Pin	
18	339369X1	1	Lock Washer	
19	339186X1	1	Nut Metric	
20	1706000M1	1	Spring	
21	415585M1	1	Pin	
22	415756M1	1	Knob	
23	417414M1	1	Bearing	
24	417353M1	1	Axle	
25	339192X1	1	Pin	
26	391156X1	2	Seal	
27	417415M91	1	Wheel	
28	415591M1	1	Bearing	
29	415592M1	1	Bearing	
30	1722389M1	1	Gear	
31	1440478X1	1	Circlip	
32	1722390M1	1	Ring	
34	417419M1	2	Joint	
35	1603390M1	89	Ring	
	1603389M1	1	Ring	
36	623357M1	1	Breather	
37	1722391M1	1	Plug	
38	390855X1	1	Ring	

39	415592M1	1	Bearing
40	415599M1	1	Bolt
41	415600M1	1	Flange
42	339123X1	2	Screw Metric
43	339374X1	2	Lock Washer
44	415601M1	1	Joint
45	339675X1	2	Pin
46	390816X1	1	Plug
47	417420M1	1	Pin
48	339052X1	1	Strip
49	417421M1	1	Lever
50	417422M1	1	Anglepiece
51	391074X1	1	Screw Metric
52	339375X1	1	Lock Washer
53	417423M1	2	Gasket
54	417424M92	1	Collar
55	419138M1	1	Collar
56	390379X1	3	Bolt Metric
57	339374X1	3	Lock Washer
58	339169X1	3	Nut Metric
59	417357M1	1	Plug
60	339376X1	6	Lock Washer
61	339402X1	6	Nut Metric
62	339814X1	1	Screw Metric
	339376X1	1	Lock Washer
63	390613X1	1	Circlip
64	1722388M2	1	Shaft
65	339299X1	8	Screw Metric
	339369X1	8	Lock Washer
66	1440546X1	1	Bearing Ball
67	1721669M93	1	Gearbox

**BATTEUR
DRESCHTROMMEL
CILINDRO DE TRILLA
CYLINDER**



73-164

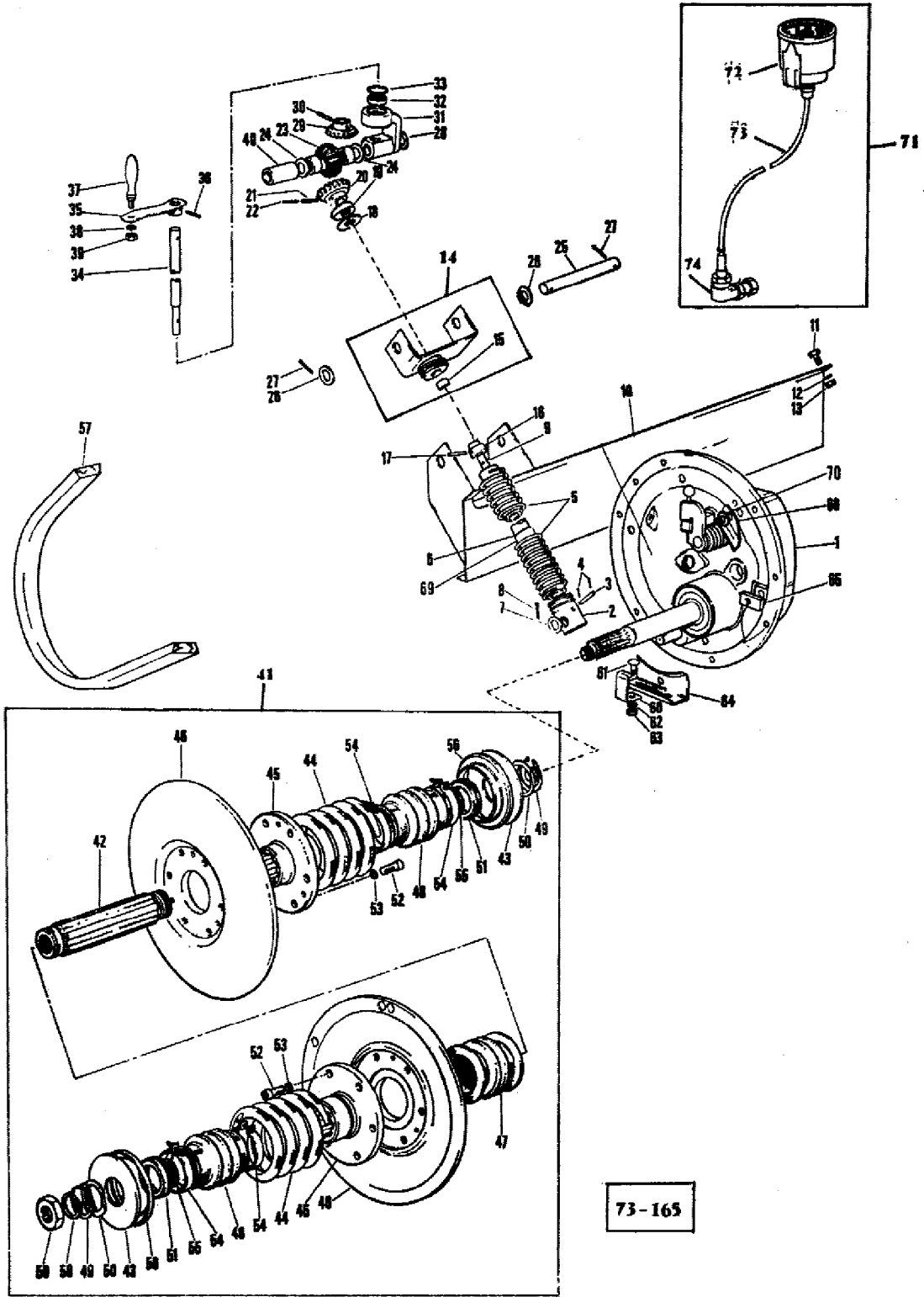
AGCO Corporation
Parts List Report

Massey Ferguson (Europe)
MF 487 COMBINE
Page 76 - CYLINDER

Item	Part Number	Qty	Part Description	Comments
1	609908M92	1	Cylinder	
2	1722379M1	4	Beater Bar	LEFT
3	338656X1	20	Bolt	
	609930M1	20	Washer	
	1440204X1	20	Nut Metric	
4	609707M1	X	Shim	.02"
	410556M1	X	Shim	.04"
	410557M1	X	Shim	.06"
5	621252M91	1	Support	
6	609981M1	3	Support	
7	338680X1	1	Key Door	
8	609980M1	1	Shaft	
9	609982M1	1	Flange	
10	233029M1	1	Hub	
11	361529X1	6	Bolt	
	353432X1	6	Lock Washer	
	2665X	6	Nut	
12	339123X1	X	Screw Metric	(A)
	339609X1	X	Washer	(A)
	339374X1	X	Lock Washer	(A)
	339169X1	X	Nut Metric	(A)
13	338656X1	20	Bolt	
	609930M1	20	Washer	
	1440204X1	20	Nut Metric	
14	1722380M1	4	Beater Bar	RIGHT
15	390397X1	4	Bolt	
	339376X1	4	Lock Washer	
	339402X1	4	Nut Metric	
16	417506M1	1	Bearing	
17	418392M91	1	Plate	
18	339820X1	1	Circlip	
19	339081X1	1	Screw Metric	
	339534X1	1	Washer Metric	
	339376X1	1	Lock Washer	
	339402X1	1	Nut Metric	
20	621584M1	1	Bearer	
21	339106X1	4	Nut Metric	
22	339374X1	4	Lock Washer	
23	418446M1	4	Plate	

24	417507M1	1	Flange	
25	414849M1	1	Flange	
26	609931M91	1	Beater Bar	RIGHT
27	609932M91	1	Kit, Beater	LEFT
				(A)
				FOR BALANCED

COMMANDE DE BATTEUR
STUFENLOSER DRESCHTROMMELANTRIEB
VARIADOR DE VELOCIDAD DEL CILINDRO
CYLINDER DRIVE



AGCO Corporation
Parts List Report

Massey Ferguson (Europe)
MF 487 COMBINE
Page 79 - CYLINDER DRIVE

Item	Part Number	Qty	Part Description	Comments
1		1	Gearbox	See Page/Reference Number 72
2	418497M1	1	Retainer	
3	1440992X1	1	Pin	
4	339851X1	2	Pin	
5	418499M1	1	Spring	
6	418500M91	1	Tube	(A)
6	1722029M1	1	Tube	(B)
7	390974X1	1	Washer Metric	
8	339133X1	1	Pin	
9	418504M1	1	Shaft	(A)
9	1722028M1	1	Plate	(B)
10	1721674M91	1	Transverse	
11	339123X1	4	Screw Metric	
12	339374X1	4	Lock Washer	
13	339169X1	4	Nut Metric	
14	418509M91	1	Bracket	
15	418510M1	1	Bearing	
16	418515M1	1	Retainer	
17	339135X1	1	Pin	
18	339574X1	1	Washer Metric	
	391393X1	1	Washer Metric	
	391382X1	1	Washer Metric	
19	417454M1	1	Bearing	
20	418516M1	1	Pinion	Number of Teeth/Splines: 15
21	339662X1	1	Pin	
22	339664X1	1	Pin	
23	418517M91	1	Pinion	
24	339596X1	2	Washer Metric	
25	418520M1	1	Shaft	
26	339596X1	2	Washer Metric	
27	391405X1	2	Pin	
28	391102X1	X	Washer Metric	
29	418521M1	1	Pinion	Number of Teeth/Splines: 12
30	339541X1	1	Peg	
31	418522M1	1	Support	
32	1440485X1	1	Bearing Ball	
33	339657X1	1	Circlip	
34	418523M1	1	Shaft	
35	418524M91	1	Crank	

36	390932X1	1	Pin	
37	418527M1	1	Handle	
38	339376X1	1	Lock Washer	
39	339402X1	1	Nut Metric	
40	418528M1	1	Bush	
41	417442M91	1	Pulley	
42	417443M1	1	Bush	
43	417444M1	2	Washer	
44	417486M91	1	Spring	
45	417446M1	2	Hub	
46	417447M1	2	Pulley	
47	417448M1	1	Bellows	
48	417449M1	2	Bellows	
49	391843X1	2	Circlip	
50	417450M1	2	Washer	
51	417451M1	2	Ring	
52	390580X1	12	Screw Metric	
53	339376X1	12	Lock Washer	
54	391842X1	4	Clip	
55	391840X1	2	O Ring	
56	417452M1	2	Ring	
57	621646M1	1	Belt	
58	339457X1	1	Washer	
59	390340X1	1	Nut Metric	
60	621633M1	1	Bracket	
61	339170X1	1	Screw	
62	339179X1	1	Washer	
63	339169X1	1	Nut Metric	
64	1722860M1	1	Bracket	
65	621868M1	1	Catch	
66	1722861M1	1	Stop	
68	391382X1	1	Washer Metric	
69	1723364M1	1	Tube	
70	339534X1	1	Washer Metric	
71	418533M1	1	Speedometer	(C)
72	1701473M1	1	Counter	(C)
	916160M1	1	Counter	(D)
73	1701463M1	1	Cable	(C)
	916162M1	1	Cable	(D)
74	1701475M1	1	Angle Drive	(C)
	916161M1	1	Angle Drive	(D)

(A)
Up to Serial or Engine Number 35513

Up to Serial or Engine Number 1337502

(B)

From Serial or Engine Number 35514

(C)

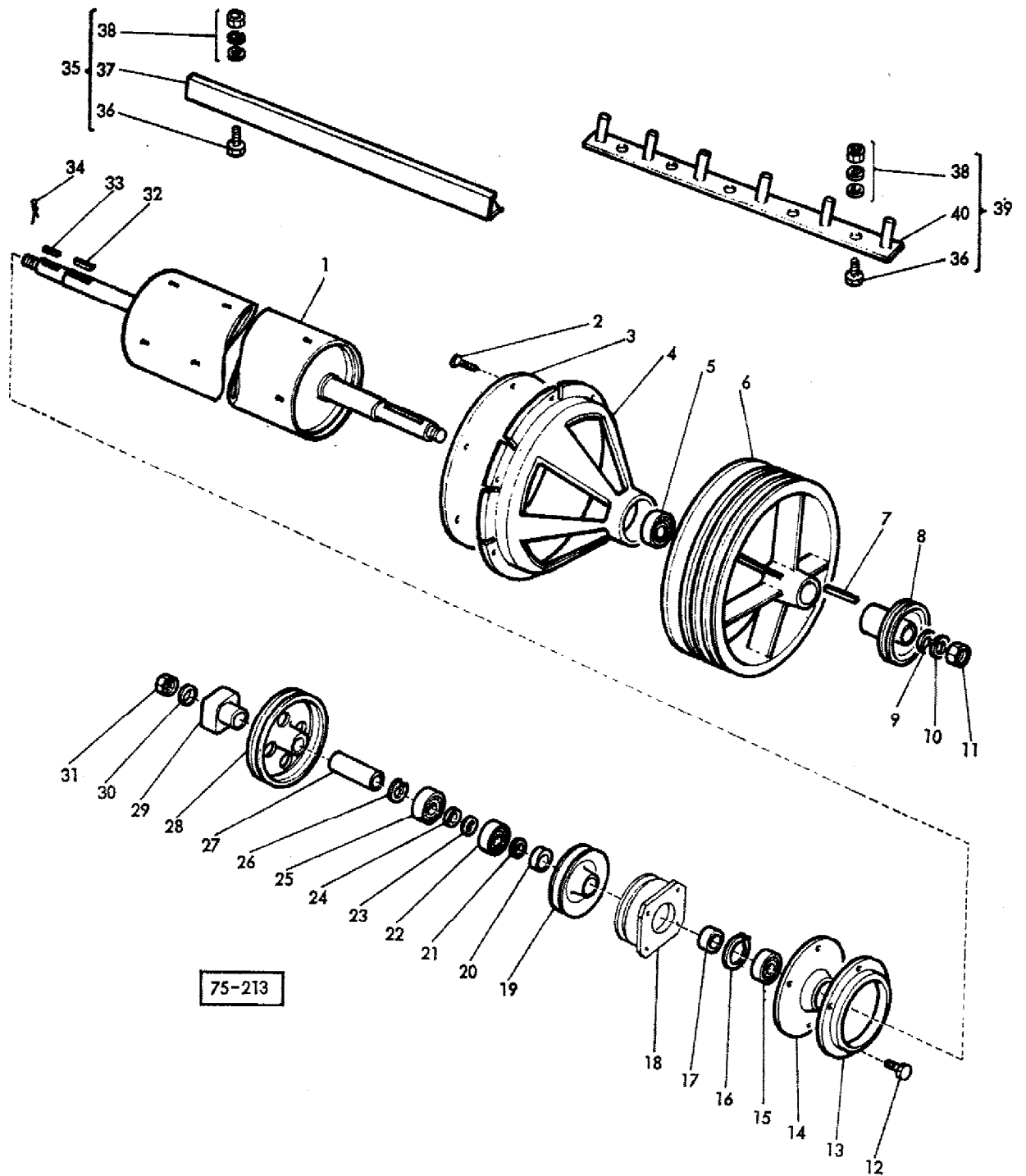
Up to Serial or Engine Number 37759

Up to Serial or Engine Number R1337502

(D)

From Serial or Engine Number 37760

TAMBOUR DÉFLECTEUR
HINTERER SCHLAGER
BATIDOR TRASERO
REAR BEATER



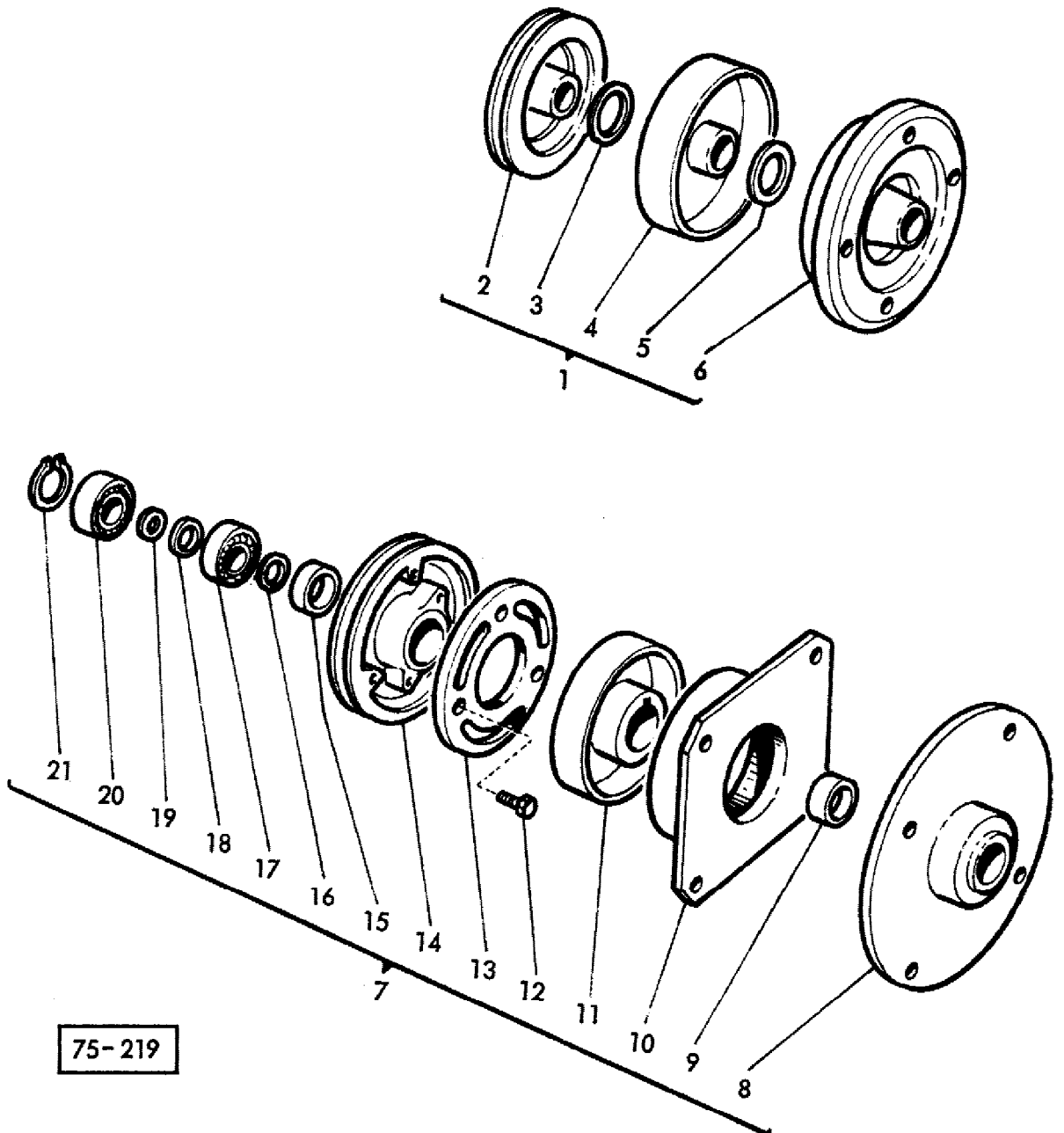
AGCO Corporation
Parts List Report

Massey Ferguson (Europe)
MF 487 COMBINE
Page 83 - REAR BEATER

Item	Part Number	Qty	Part Description	Comments
1	621304M92	1	Beater	(A)
	916384M92	1	Beater	(B)
2	390204X1	6	Screw Metric	
3	621312M92	1	Cover	
4	621091M1	1	Housing	
5	391069X1	1	Bearing Ball	
6	1721139M1	1	Pulley	
7	390772X1	1	Key	
8	1721135M1	1	Pulley	
9	390609X1	1	Washer Metric	
10	339379X1	1	Washer	
11	339089X1	1	Nut Metric	
12	339761X1	1	Screw Metric	
	339374X1	4	Lock Washer	
	390972X1	4	Washer Metric	
	339169X1	4	Nut Metric	
13	1603203M91	1	Cowl	
14	916673M1	1	Flange	
15	391068X1	1	Bearing Assy	
16	1440516X1	1	Circlip	
17	916675M1	1	Spacer	
18		1	Clutch	(C)
19	916674M2	1	Pulley	
20	916676M1	1	Spacer	
21	1442626X1	X	Shim	
22	339780X1	1	Bearing Ball	
23	1442626X1	X	Shim	
24	1724744M2	1	Spacer	
25	339780X1	1	Bearing Ball	
26	1440819X1	1	Circlip	
27	1721138M1	1	Spacer	
28	1721133M1	1	Pulley	
29	417783M1	1	Nut	(A)
	916368M2	1	Coupling	(B)
30	1441969X1	1	Washer Metric	(B)
31	390197X1	1	Nut Metric	(B)
32	390691X1	1	Key Door	(B)
33	339047X1	1	Key Parallel	
34	390450X1	1	Pin	(A)

35	621308M91	4	Vane	
36	353808X1	20	Bolt Unf	
37		4		Not Serviced, Order 35
38	353756X1	20	Washer	
	353434X1	20	Lock Washer	
	353431X1	20	Nut Unf	
39	621310M93	4	Claw	(D)
40		4		Not Serviced, Order 39
				(A)
				Up to Serial or Engine Number NO. 37503
				Up to Serial or Engine Number NO. R1337502
				(B)
				From Serial or Engine Number NO. 37504
				From Serial or Engine Number NO. R1337503
				(C)
				DETAIL PAGE 83 C
				(D)
				MAIZE

EMBAYAGE ÉLECTRO-MAGNÉTIQUE
ELECTROMANETISCHE KUPPLUNG
EMBRAGUE ELECTROMAGNETICO
ELECTROMAGNETIC CLUTCH



75-219

AGCO Corporation
Parts List Report

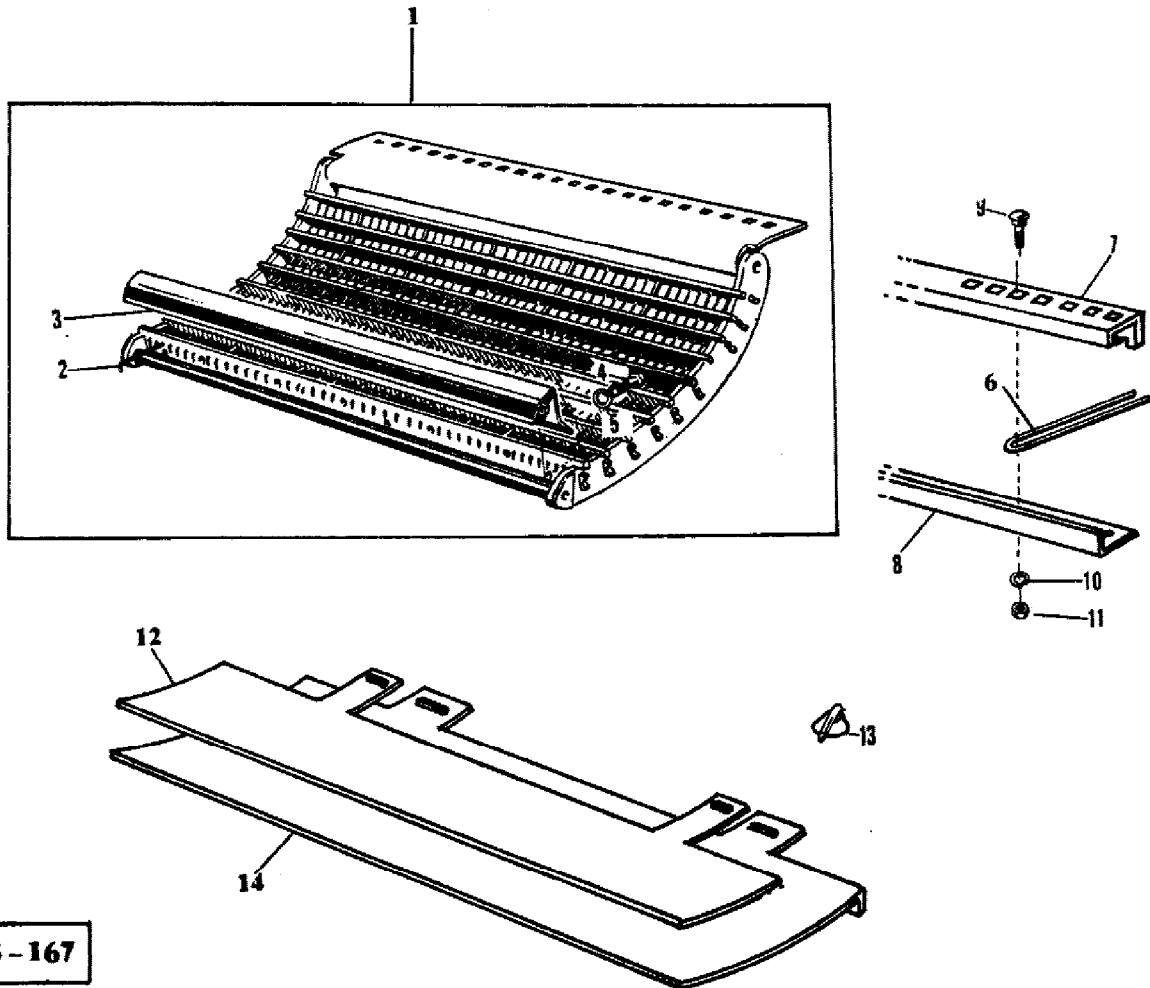
Massey Ferguson (Europe)

MF 487 COMBINE

Page 83D - ELECTROMAGNETIC CLUTCH - BOSCH

Item	Part Number	Qty	Part Description	Comments
				BOSCH
				Up to Serial or Engine Number 38065
1	621303M2	1	Clutch	
2	1807279M1	1	Flywheel	
3	1807282M1	1	Spacer	
4	1807281M1	1	Armature	
5	1807282M1	1	Spacer	
6	1807280M1	1	Flywheel	
				SIEMENS
				From Serial or Engine Number 38066
7	916681M93	1	Clutch	
8	916673M1	1	Flange	
9	916675M1	1	Spacer	
10	916677M1	1	Coil	
11	916678M93	1	Flywheel	
12	1442572X1	3	Screw Metric	
13	916679M1	1	Pulley	
14	916674M2	1	Pulley	
15	916676M1	1	Spacer	
16	1442626X1	X	Shim	
17	339780X1	1	Bearing Ball	
18	1442626X1	X	Shim	
19	1724744M2	1	Spacer	
20	339780X1	1	Bearing Ball	
21	1440819X1	1	Circlip	

CONTRE BATTEUR
DRESCHKORB
CONCAVO
CONCAVE



73-167

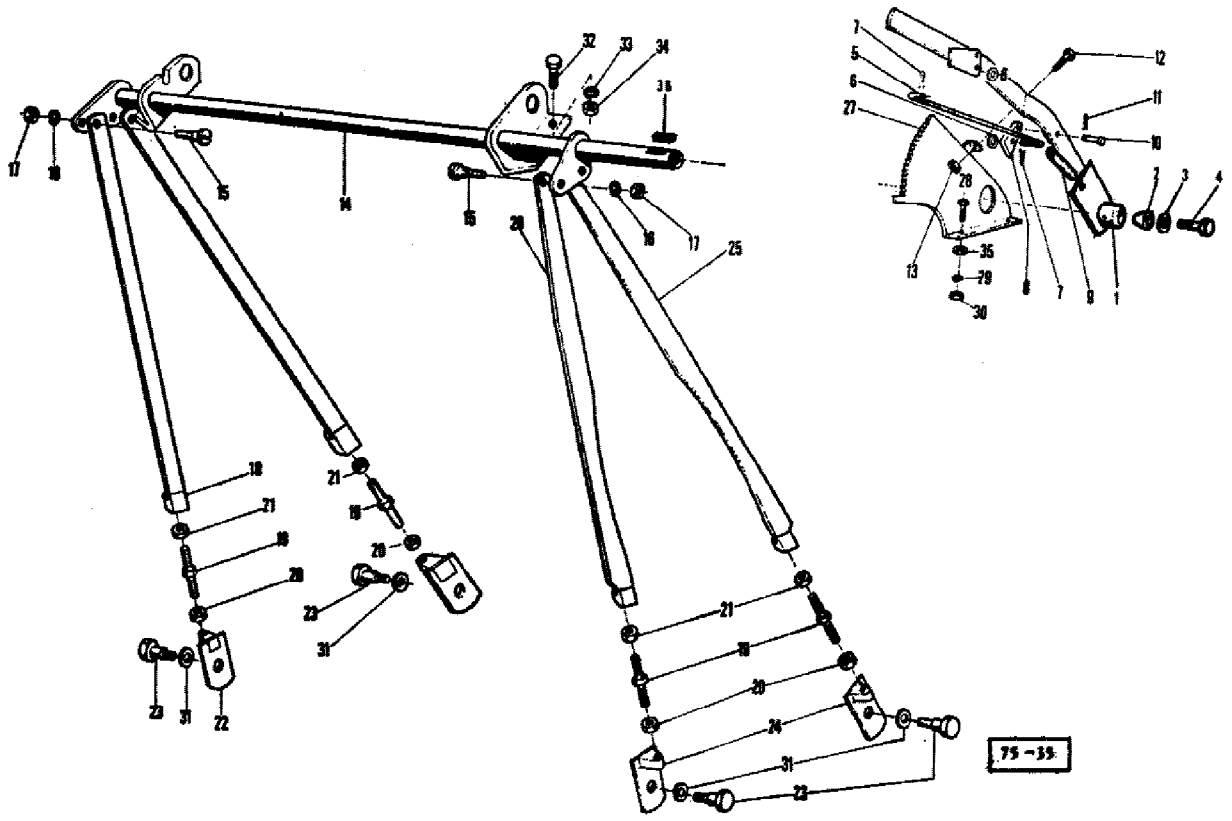
AGCO Corporation
Parts List Report

Massey Ferguson (Europe)
MF 487 COMBINE
Page 84 - CONCAVE

Item	Part Number	Qty	Part Description	Comments
1	621915M95	1	Concave	
	1720664M92	1	Concave	(A)
2	621932M1	56	Stem	
	417717M1	56	Wire	(A)
3	916622M91	1	Plate	(B)
	1603356M91	1	Plate	(C)
	1720666M91	1	Plate	(A)
4	339287X1	8	Screw Metric	
	339761X1	6	Screw Metric	(A)
5	339374X1	8	Lock Washer	
	339374X1	1	Lock Washer	(A)
6	1721624M1	25	Tooth	
7	1721773M1	1	Support	
8	1721774M1	1	Strip	
9	339149X1	9	Bolt Metric	
10	339374X1	9	Lock Washer	
11	339169X1	9	Nut Metric	
12	1720671M91	1	Plate	
13	811201M91	1	Lynch Pin 6mm	
14	1720673M1	1	Plate	

(A)
GERMANY - UK
(B)
Up to Serial or Engine Number 37967
(C)
From Serial or Engine Number 37968

RÉGLAGE DE CONTRE BATTEUR
DRESCHKORBVERSTELLUNG
TIRANTES DE REGULACIÓN DEL CONCAVO
CONCAVE ADJUSTMENT



AGCO Corporation
Parts List Report

Massey Ferguson (Europe)
MF 487 COMBINE
Page 87 - CONCAVE

Item	Part Number	Qty	Part Description	Comments
1		1	Lever	(A)
	1603170M91	1	Lever	(B)
2	414491M1	1	Cone	
3	339376X1	1	Lock Washer	
4	1441757X1	1	Screw Metric	
5	412716M1	1	Rod	(C)
	916525M1	1	Draglink	(D)
6	390971X1	2	Washer Metric	
7	339851X1	2	Pin	
8	410018M2	1	Latch	
9	410019M1	1	Spring	
10	390808X1	1	Pin	
11	339851X1	1	Pin	
12	339287X1	1	Screw Metric	
13	339169X1	1	Nut Metric	
14		1	Shaft	(A)
	1603218M91	1	Shaft	(B)
15	414833M1	4	Pin	
16	339369X1	4	Lock Washer	
17	339054X1	4	Nut Metric	
18	417703M1	2	Rod	(E)
	1603223M91	2	Draglink	(F)
19	417705M1	4	Bolt	(E)
	1603220M1	4	Screw	(F)
20	339186X1	4	Nut Metric	(E)
	1441158X1	4	Nut Metric	(F)
21	391185X1	4	Nut Metric	(E)
	1442660X1	4	Nut Metric	(F)
22	417706M91	2	Angle	(E)
				RIGHT
	1603224M91	2	Angle	(F)
				RIGHT
23	410800M1	4	Screw	
24	417709M91	2	Angle	(E)
				LEFT
	1603225M91	2	Plate	(F)
				LEFT
25	417720M91	1	Rod	(E)

	1603221M91	1	Arm	(F)
26	417722M91	1	Rod	(E)
	1603222M91	1	Arm	(F)
27	1721110M91	1	Quadrant	
28	339123X1	2	Screw Metric	
29	339374X1	2	Lock Washer	
30	339169X1	2	Nut Metric	
31	339574X1	X	Washer Metric	
32	339123X1	4	Screw Metric	
33	339374X1	4	Lock Washer	
34	339169X1	4	Nut Metric	
35	391166X1	2	Washer Metric	
36	339047X1	1	Key Parallel	

(A)

Up to Serial or Engine Number NO. 36544

Not Serviced, Order NO. 1, 4, 14

(B)

From Serial or Engine Number NO. 36545

From Serial or Engine Number NO. R1320301

(C)

Up to Serial or Engine Number NO. 37503

Up to Serial or Engine Number NO. R1337502

(D)

From Serial or Engine Number NO. 37504

From Serial or Engine Number NO. R1337503

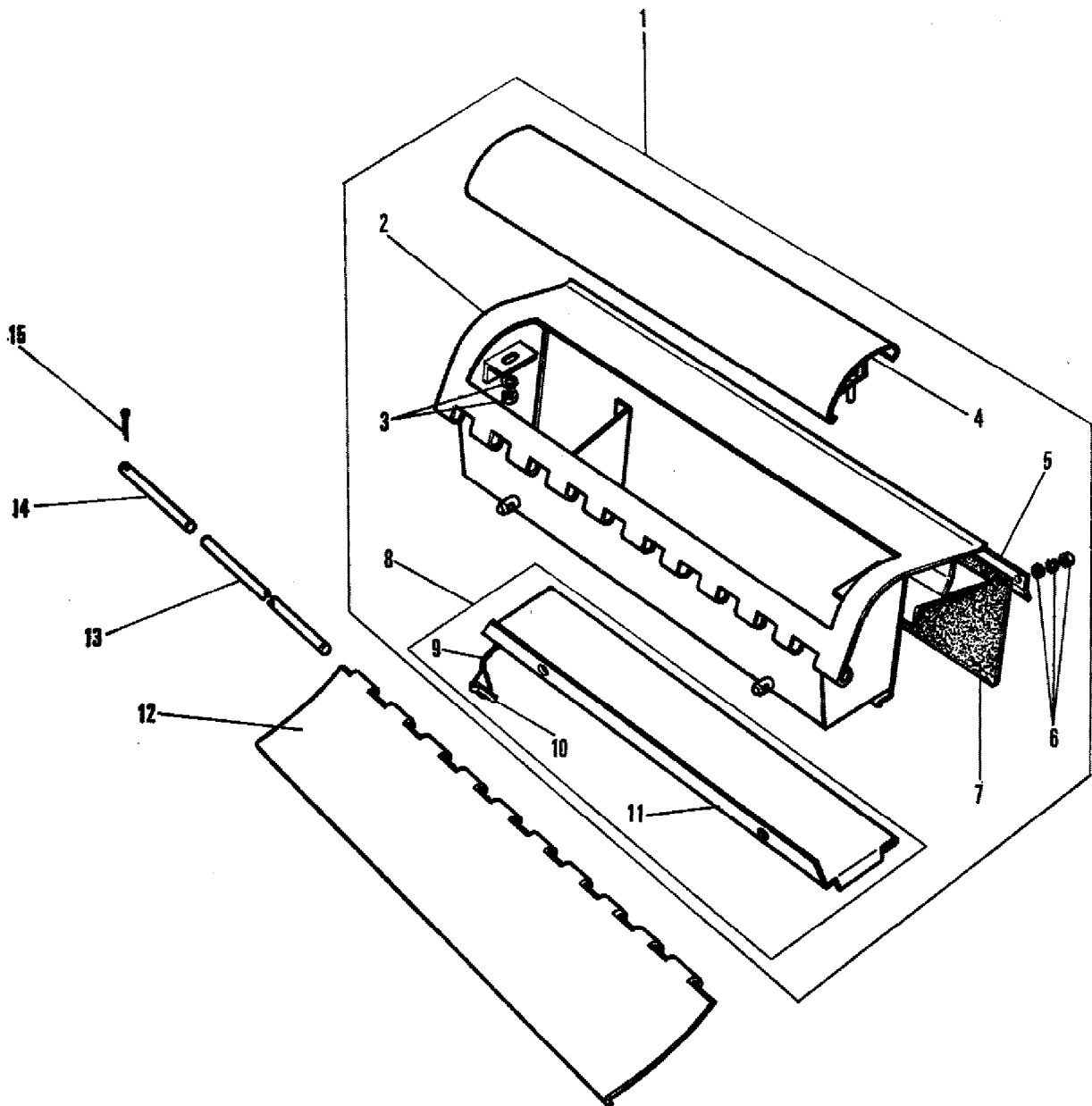
(E)

Up to Serial or Engine Number NO. E1921399

(F)

From Serial or Engine Number NO. E1921401

BAC A PIERRES
STEINFALLE
TREMPA DE LAS PIEDRAS
TRAP STONE



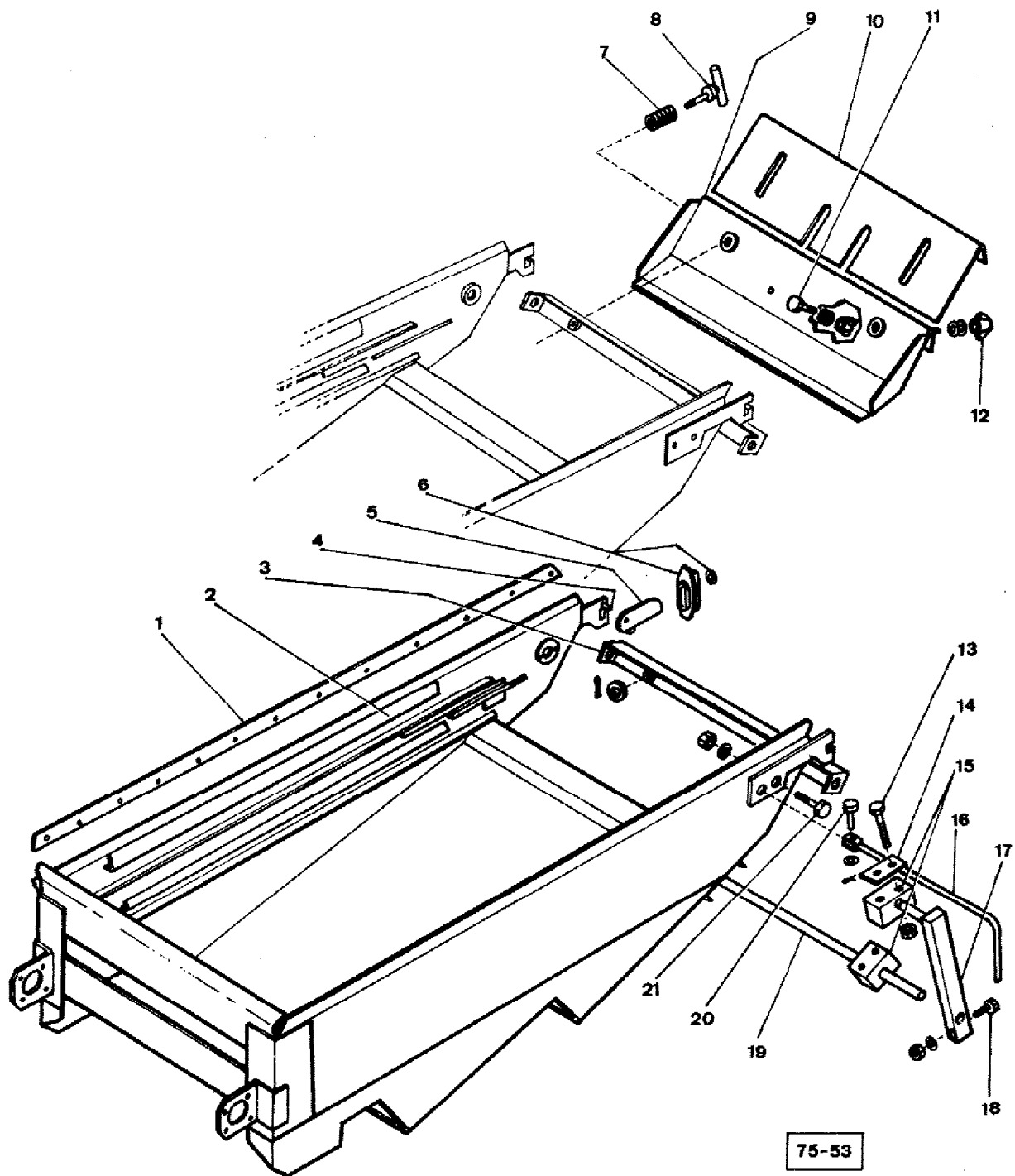
73-168

AGCO Corporation
Parts List Report

Massey Ferguson (Europe)
MF 487 COMBINE
Page 88 - TRAP STONE

Item	Part Number	Qty	Part Description	Comments
1	1720463M94	1	Trap	
2	916401M94	1	Stone Trap	
3	339024X1	4	Washer Metric	
	339169X1	4	Nut Metric	
4	1720473M92	1	Cover	
5	916631M1	1	Fastener	(B)
	1720472M1	1	Plate	(A)
6	353754X1	8	Washer	
	339375X1	8	Lock Washer	
	339030X1	8	Nut Metric	
7	916402M1	1	Joint	(B)
	1720471M1	1	Sealer	(A)
8	1720469M91	1	Door	
9	339802X1	2	Chain	
10	811201M91	2	Lynch Pin 6mm	
11		1	Door	Not Serviced, Order 8
12	1720475M91	1	Plate	
13	1720451M1	1	Stem	
14	1720450M2	2	Stem	
15	391091X1	2	Pin	
				(A)
				Up to Serial or Engine Number 37358
				Up to Serial or Engine Number R1320299
				(B)
				From Serial or Engine Number 37504
				From Serial or Engine Number R1320301

COFFRE DE NETTOYAGE
REINIGUNG
CAJA DE ZARANDAS
SHAKER SHOE



75-53

AGCO Corporation
Parts List Report

Massey Ferguson (Europe)
MF 487 COMBINE
Page 91 - SHAKER SHOE

Item	Part Number	Qty	Part Description	Comments
1	401393M2	2	Gasket	
	339362X1	32	Washer	
	338828X1	32	Rivet	
2	1720055M95	1	Shoe	
3	916955M91	1	Transverse	
4	339045X1	2	Rivet	
5	916951M91	1	Lever	RIGHT
	916952M91	2	Lever	LEFT
6	621041M2	2	Bracket	
	339735X1	2	Washer	
	339402X1	2	Nut Metric	
	339433X1	2	Nut Metric	
	390445X1	2	Pin	
7	404801M1	2	Spring	
8	404767M91	2	Handle	
	339735X1	2	Washer	
	339257X1	2	Pin	
9	621044M92	1	Door	
	391484X1	6	Screw Metric	
	339375X1	6	Lock Washer	
	339030X1	6	Nut Metric	
10	1720077M2	1	Plate	
11	339237X1	2	Screw	
	339843X1	2	Washer	
	339376X1	2	Lock Washer	
	339539X1	2	Nut Metric	
12	390972X1	2	Washer Metric	
	339374X1	2	Lock Washer	
	339106X1	2	Nut Metric	
13	339368X1	4	Bolt Metric	
	339169X1	8	Nut Metric	
14	916969M1	8	Shim	
15	403961M1	10	Block	(A)
	609652M1	10	Block	(B)
16	621285M91	1	Lever	
17	621553M91	4	Arm	(A)
	609649M91	4	Arm	(B)
18	339019X1	2	Bolt Metric	
	339376X1	2	Lock Washer	

	339402X1	2	Nut Metric	
19	1720073M1	1	Rod	(A)
	609654M1	1	Stem	(B)
20	390818X1	1	Pin	
	390972X1	1	Washer Metric	
	359020X1	1	Pin	
21	339358X1	2	Screw	
	339056X1	2	Washer Metric	
	1440256X1	2	Nut Metric	
	390445X1	2	Pin	

(A)

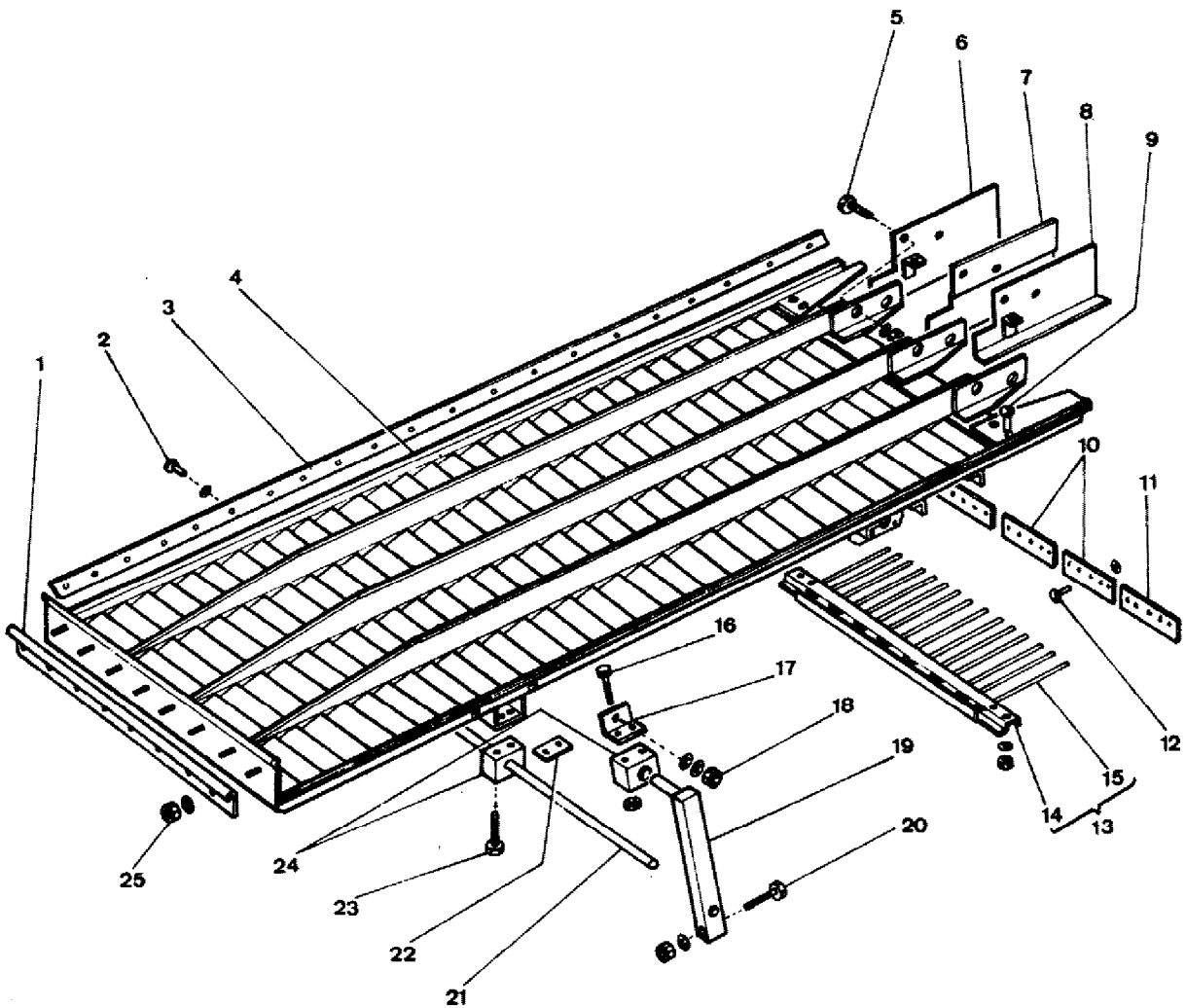
Up to Serial or Engine Number 36544

(B)

From Serial or Engine Number 36545

From Serial or Engine Number R1320301

RÉCEPTEUR A GRAINS
 STUFENBODEN
 BANDEJA
 PAN



75-54

AGCO Corporation
Parts List Report

Massey Ferguson (Europe)
MF 487 COMBINE
Page 92 - PAN

Item	Part Number	Qty	Part Description	Comments
1	1720046M1	1	Bridle	
2	339362X1	50	Washer	
	339828X1	50	Rivet	
3	412651M1	2	Gasket	
4	609991M93	1	Pan	
5	391074X1	9	Screw Metric	
	339375X1	9	Lock Washer	
	339030X1	9	Nut Metric	
6	916958M91	2	Deflector	
7	916963M1	1	Deflector	
8	916961M91	1	Deflector	
9	391484X1	5	Screw Metric	
	339375X1	5	Lock Washer	
	339030X1	5	Nut Metric	
10	916948M1	2	Gasket	
11	916947M1	2	Gasket	
12	338828X1	20	Rivet	
	339362X1	20	Washer	
13	1720071M92	1	Finger	
14	1720072M1	1	Plate	
15	916966M1	31	Tooth	
16	339159X1	4	Bolt Metric	
	339169X1	8	Nut Metric	
17	609656M1	2	Reinforcement	
18	390972X1	2	Washer Metric	
	339374X1	2	Lock Washer	
	339169X1	2	Nut Metric	
19	621553M91	2	Arm	(A)
	609649M91	2	Arm	(B)
20	339019X1	2	Bolt Metric	
	339376X1	2	Lock Washer	
	339402X1	2	Nut Metric	
21	1720070M1	1	Rod	(A)
	609653M1	1	Stem	(B)
22	413433M1	5	Plate	
23	339291X1	12	Bolt Metric	
24	403961M1	10	Block	(A)
	609652M1	10	Block	(B)
25	339375X1	8	Lock Washer	

339030X1

8

Nut Metric

(A)

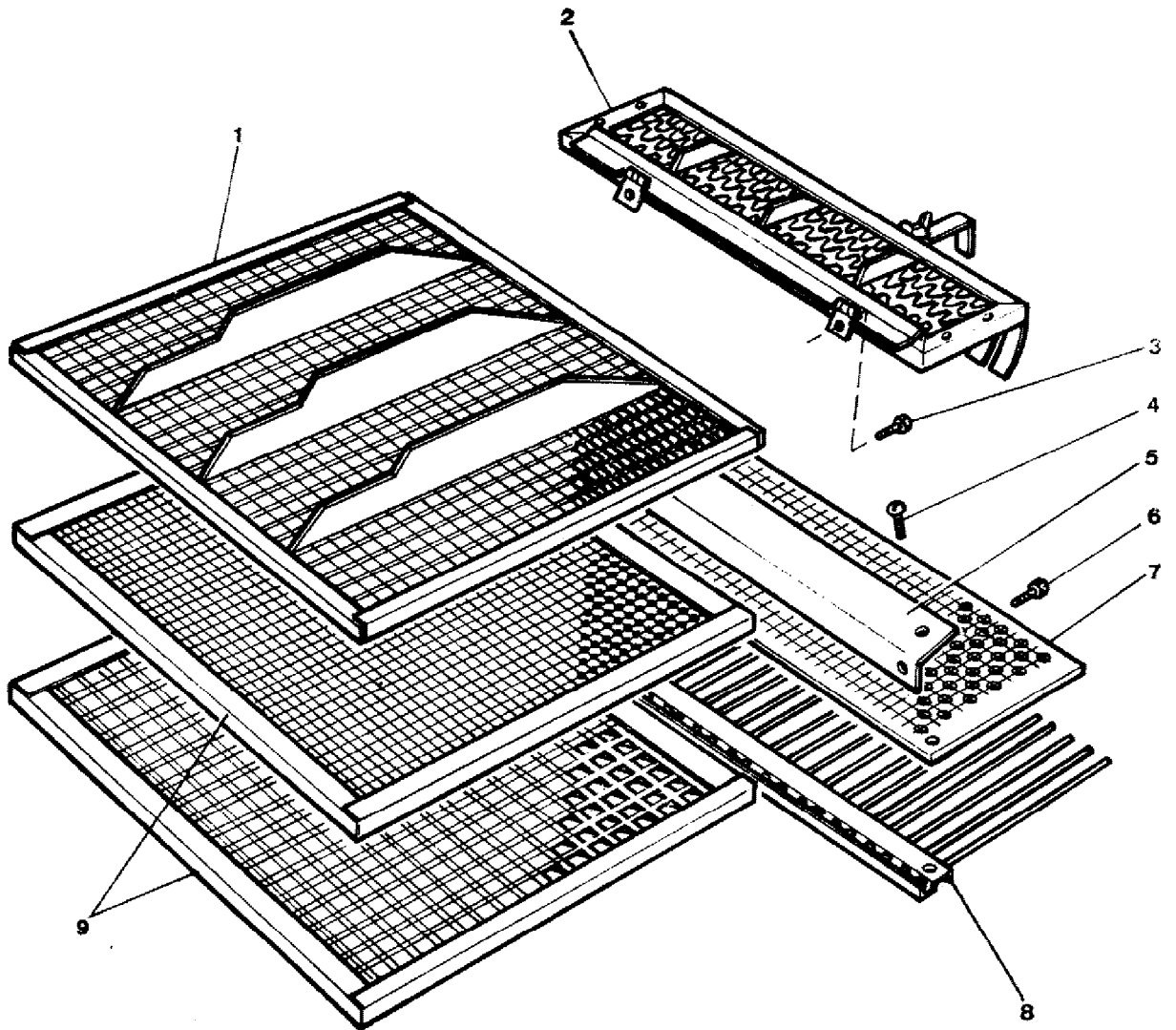
Up to Serial or Engine Number 36544

(B)

From Serial or Engine Number 36545

From Serial or Engine Number R1320301

GRILLES
SIEB
CRIBA
SCREEN



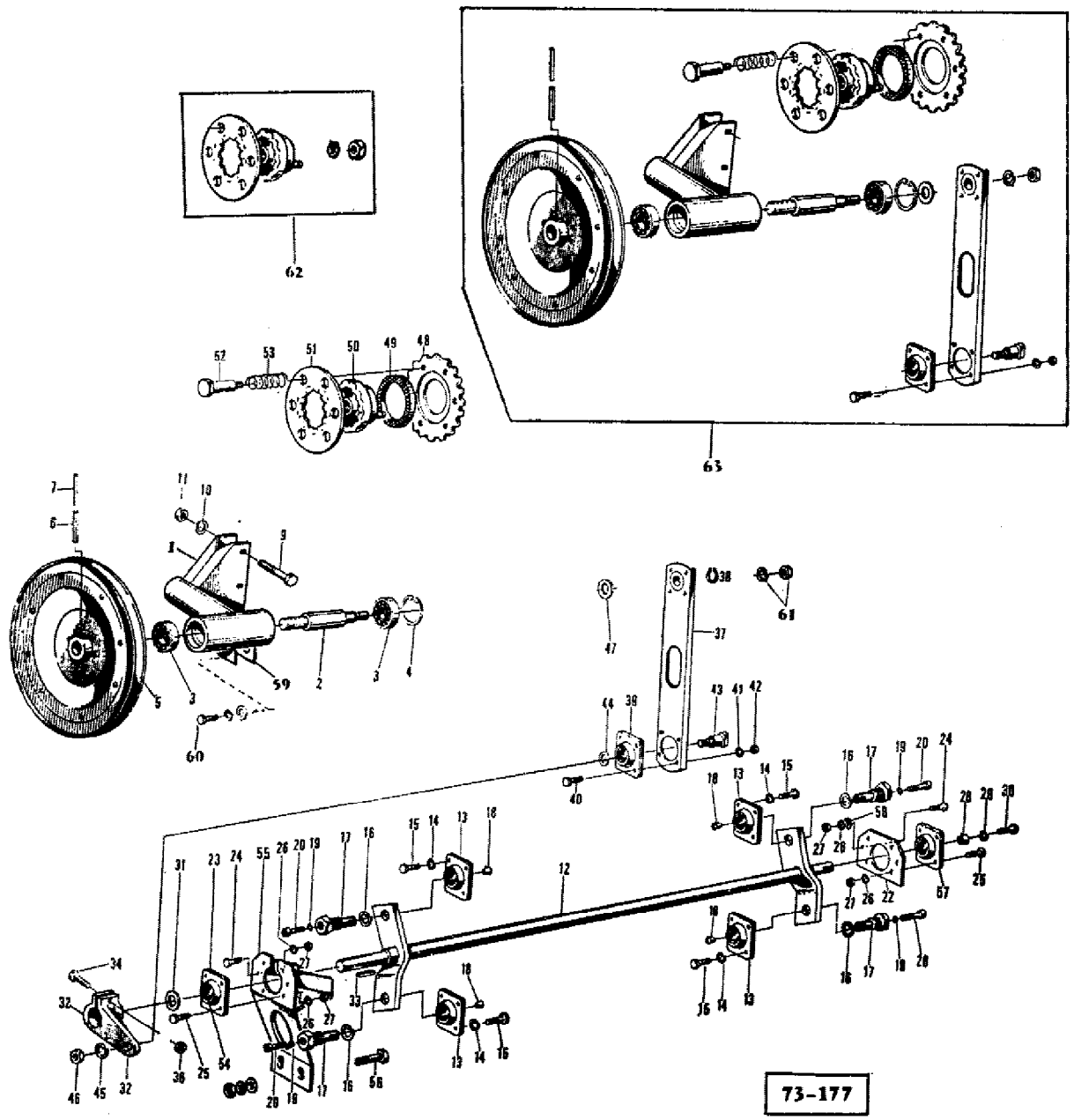
75-52

AGCO Corporation
Parts List Report

Massey Ferguson (Europe)
MF 487 COMBINE
Page 93B - SCREEN - UPPER 2"

Item	Part Number	Qty	Part Description	Comments
1	1720102M1	1	Grille	UPPER 2"
	1720830M1	1	Screen	ADJUSTABLE
	621140M1	1	Screen	UPPER
	621141M1	1	Screen	UPPER
2	621142M1	1	Extension	
3	339666X1	2	Screw Metric	
	339375X1	2	Lock Washer	
	339030X1	2	Nut Metric	
4	339096X1	5	Bolt Metric	
	339375X1	5	Lock Washer	
	339030X1	5	Nut Metric	
5	1720074M1	1	Bracket	
6	395560X1	7	Ring	
	339375X1	7	Lock Washer	
	339030X1	7	Nut Metric	
7	1720085M1	1	Screen	
8	1720075M91	1	Rake	
9	1720099M1	1	Grille	
	1720081M1	1	Grille	LOW ER 1/8"
	1720082M1	1	Screen	LOW ER 3/16"
	1720100M1	1	Screen	LOW ER 5/16"
	1720083M1	1	Screen	LOW ER 3/8"
	1720084M1	1	Grille	LOW ER 1/2"
	1720101M1	1	Grille	LOW ER 5/8"
	1720101M1	1	Grille	LOW ER 3/4"
	916918M1	1	Grille	LOW ER 8 X 8
	916919M1	1	Grille	LOW ER 10 X 10

**COMMANDE DU NETTOYEUR
REINIGUNGSANTRIEB
MANDO DE LA CAJA DE ZARANDAS
SHAKER SHOE DRIVE**



AGCO Corporation
Parts List Report

Massey Ferguson (Europe)
MF 487 COMBINE
Page 95 - SHAKER SHOE DRIVE

Item	Part Number	Qty	Part Description	Comments
1	1720620M95	1	Support	
2	1720619M1	1	Shaft	(C)
	916153M1	1	Shaft	(D)
3	1440493X1	2	Bearing Assy	
4	339126X1	1	Circlip	
5	417867M91	1	Pulley	(C)
	916154M91	1	Pulley	(D)
6	339192X1	2	Pin	
7	390533X1	2	Pin	
9	339269X1	3	Bolt Metric	
10	339376X1	3	Lock Washer	
	339534X1	6	Washer Metric	
11	339402X1	3	Nut Metric	
12	1720623M92	1	Shaft	
13	414487M2	4	Housing	
14	339374X1	16	Lock Washer	
15	339124X1	16	Screw Metric	
16	390944X1	4	Washer	
17	417655M1	4	Pin	
18	414494M91	4	Cone	
19	339374X1	4	Lock Washer	
20	1440341X1	4	Screw Metric	
22	417656M1	1	Plate	
23	1721265M1	1	Flange	
24	339761X1	4	Screw Metric	
25	339123X1	8	Screw Metric	
26	339374X1	8	Lock Washer	
27	339169X1	8	Nut Metric	
28	414491M1	1	Cone	
29	339376X1	1	Lock Washer	
30	339814X1	1	Screw Metric	
31	1721386M2	2	Washer	
32	1721276M3	1	Lever	
33	339310X1	1	Key Parallel	
34	390912X1	1	Screw Metric	
36	339054X1	1	Nut Metric	
37	1721732M92	1	Drive	
38	390310X1	1	Circlip	(A)
39	414487M2	1	Housing	

40	390379X1	4	Bolt Metric	
41	339374X1	4	Lock Washer	
42	339169X1	4	Nut Metric	
43	416047M1	1	Stud	
44	390186X1	1	Washer Metric	
45	339377X1	1	Lock Washer	
46	339623X1	1	Nut Metric	
47	390186X1	X	Washer Metric	
48	418986M91	1	Sprocket	Number of Teeth/Splines: 19
49	418989M1	1	Lining	
50	609974M91	1	Clutch	(B)
51	916183M91	1	Disc	(B)
52	609976M2	6	Clevis Pin	
53	609977M1	6	Spring	(F)
	418994M1	6	Spring	(E)
54	1721404M1	1	Bearing Assy	
55	1721103M91	1	Bracket	
56	339556X1	2	Bolt Metric	
	339534X1	2	Washer Metric	
	339376X1	2	Lock Washer	
	339402X1	2	Nut Metric	
57	414487M2	1	Housing	
58	339534X1	6	Washer Metric	
59	642847M2	X	Shim	.004"
	780301M2	X	Shim	.01"
	910403M1	X	Shim	.02"
	910404M1	X	Shim	.04"
60	339401X1	1	Screw Metric	
	339376X1	1	Lock Washer	
	339534X1	1	Washer Metric	
61	338161X1	1	Washer	(B)
	1442037X1	1	Nut Metric	(B)
62	609978M92	1	Clutch	(A)
63	916460M92	1	Transmission	

(A)
Up to Serial or Engine Number 37185

(B)
From Serial or Engine Number 37186
From Serial or Engine Number R1320301

(C)
Up to Serial or Engine Number 37611
Up to Serial or Engine Number R1337502

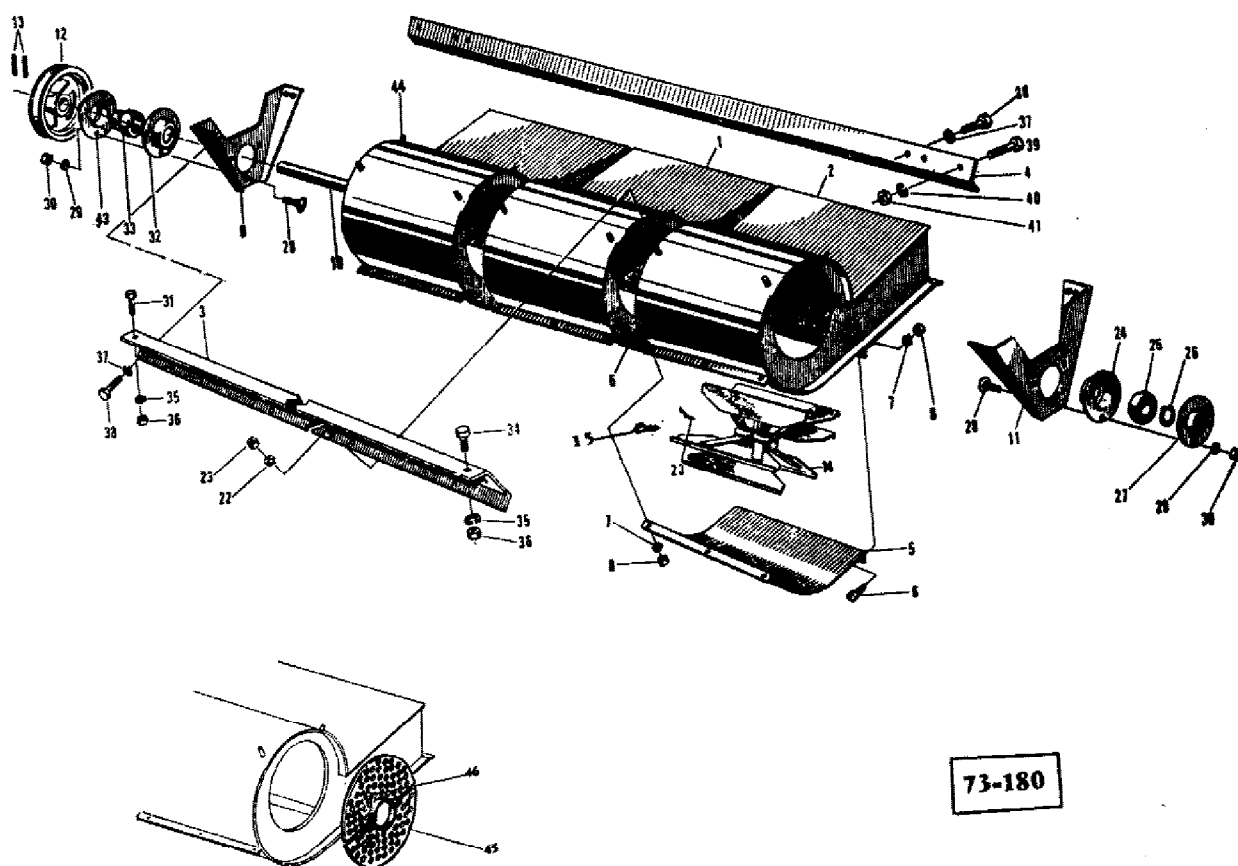
(D)
From Serial or Engine Number 37612

(E)
Up to Serial or Engine Number 37931

(F)

From Serial or Engine Number 37932

VENTILATEUR
GEBLÄSE
VENTILADOR
FANNING MILL



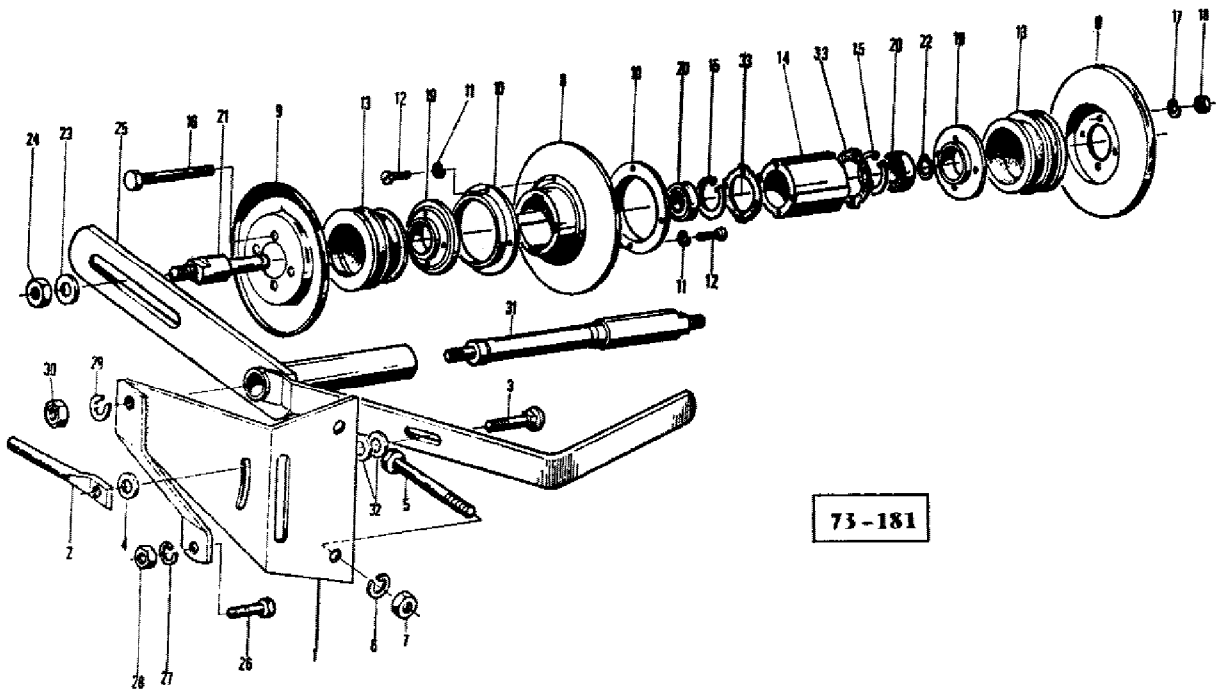
AGCO Corporation
Parts List Report

Massey Ferguson (Europe)
MF 487 COMBINE
Page 99 - FANNING MILL

Item	Part Number	Qty	Part Description	Comments
1	1721238M91	1	Housing	
2	1721245M92	1	Housing	LEFT
3	916397M91	1	Support	
4	1721227M2	1	Carrier	
5	1721249M1	2	Cover	RH AND LH
	1721250M1	1	Cover	
6	339230X1	18	Screw Metric	
7	339375X1	18	Lock Washer	
8	339030X1	18	Nut Metric	
9	417693M91	1	Support	RIGHT
10	907032M1	1	Shaft	
11	417696M91	1	Support	LEFT
12	417698M1	1	Pulley	
13	339052X1	2	Strip	
14	1721234M93	3	Fan	
15	180002M1	2	Setscrew	
20	642034M1	3	Wire	
22	339374X1	12	Lock Washer	
23	339169X1	12	Nut Metric	
24	416688M1	1	Flange	
25	416690M1	1	Bearing	
26	1440475X1	1	Circlip	
27	416687M1	1	Flange	
28	339170X1	6	Screw	
29	339374X1	6	Lock Washer	
30	339169X1	6	Nut Metric	
31	339123X1	2	Screw Metric	
32	412315M1	1	Ring	
33	412260M1	1	Bearing Assy	
34	339324X1	1	Screw	
35	339374X1	3	Lock Washer	
36	339169X1	3	Nut Metric	
37	339374X1	8	Lock Washer	
38	339124X1	8	Screw Metric	
39	339123X1	3	Screw Metric	
40	339374X1	3	Lock Washer	
41	339169X1	3	Nut Metric	
43	412261M1	4	Ring	
44	1721229M92	1	Housing	

45	1722480M91	4	Flange
46	339761X1	4	Screw Metric
	339374X1	4	Lock Washer
	339169X1	4	Nut Metric

VARIATEUR DE VITESSES POUR VENTILATEUR
GEBLÄSEVERSTELLTRIEB
VARIADOR DE VELOCIDAD DEL VENTILADOR
FANNING MILL ADJUSTMENT



AGCO Corporation
Parts List Report

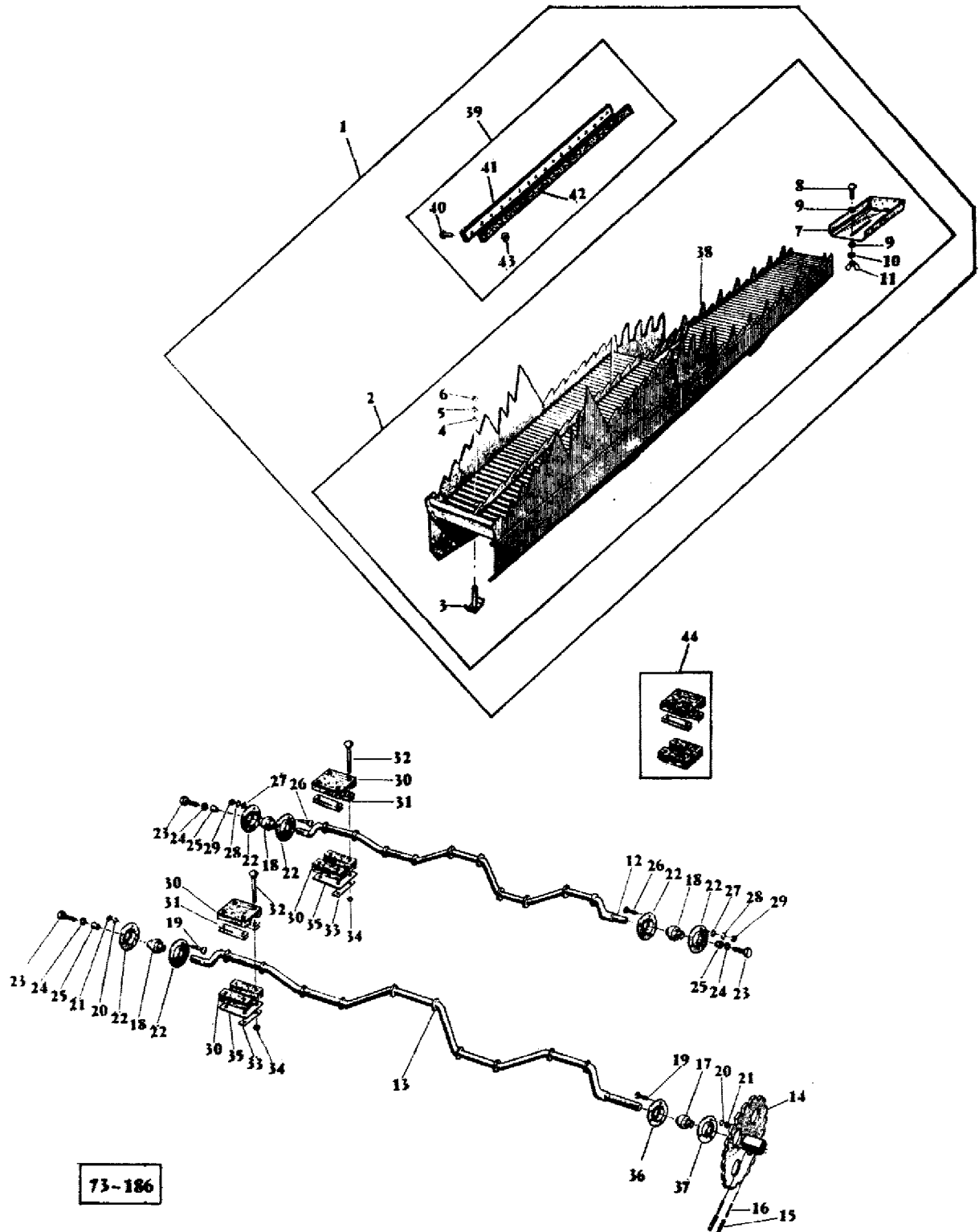
Massey Ferguson (Europe)

MF 487 COMBINE

Page 100 - FANNING MILL ADJUSTMENT

Item	Part Number	Qty	Part Description	Comments
1	1721220M91	1	Support	
2	412444M91	1	Handle	
3	339131X1	1	Bolt	
4	339025X1	1	Washer Metric	
5	339582X1	2	Bolt Metric	
6	339376X1	2	Lock Washer	
7	339402X1	2	Nut Metric	
8	417796M1	1	Pulley	
9	417798M1	2	Pulley	
10	417799M1	2	Collar	
11	339382X1	6	Lock Washer	
12	390961X1	6	Screw Metric	
13	417800M1	2	Gaiter	
14	417801M1	1	Hub	
15	339657X1	2	Circlip	
16	339891X1	4	Screw Metric	
17	621823M2	8	Washer	
18	339169X1	4	Nut Metric	
19	417802M1	2	Flange	
20	1440343X1	2	Bearing Ball	
21	410541M1	1	Pin	
22	391062X1	1	Segment	
23	339026X1	1	Washer Metric	
24	339054X1	1	Nut Metric	
25	1721218M91	1	Lever	
26	339401X1	1	Screw Metric	
27	339376X	1	Washer	
28	339402X1	1	Nut Metric	
29	339376X1	1	Lock Washer	
30	339402X1	1	Nut Metric	
31	1721223M1	1	Axle	
32	390672X1	21	Washer Metric	
33	417806M1	2	Gasket	

SECOUEURS AVEC COMMANDE
 SCHUTTLER UND ANTRIEB
 SACUDIDORES Y MANDO
 STRAW WALKERS AND DRIVE



73-186

AGCO Corporation
Parts List Report

Massey Ferguson (Europe)

MF 487 COMBINE

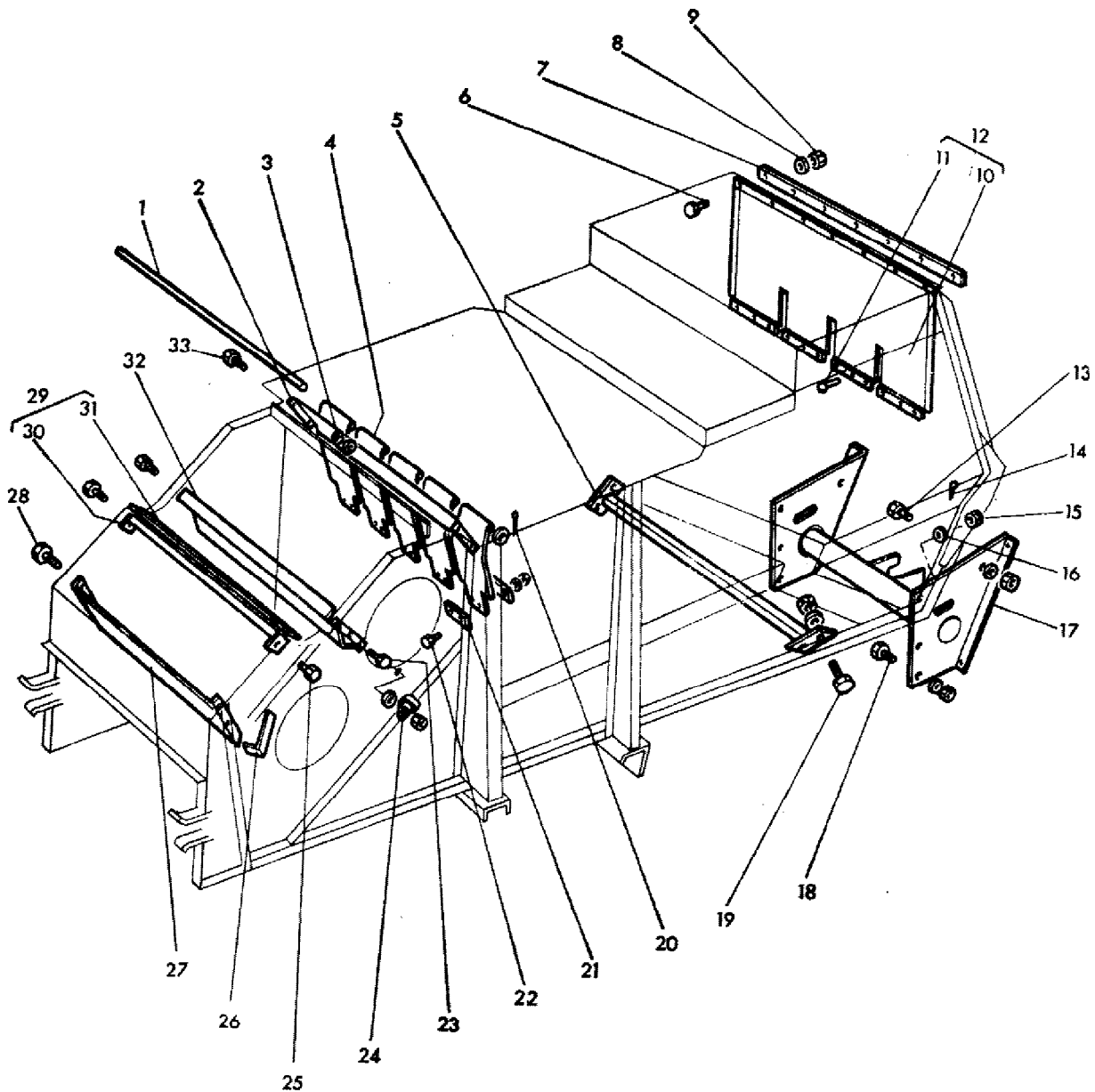
Page 103 - STRAW WALKERS AND DRIVE

Item	Part Number	Qty	Part Description	Comments
1	1721619M95	7	Walker	Right Hand
	1721618M94	1	Walker	Left Hand
2	1721693M93	1	Walker	
	1721612M93	1	Walker	RIGHT
	1721610M93	1	Walker	LEFT
3	905539M91	6	Plate	
4	390971X1	6	Washer Metric	
5	339375X1	6	Lock Washer	
6	339030X1	6	Nut Metric	
7	417881M91	5	Extension	
8	390018X1	10	Bolt	
9	339697X1	10	Washer	
10	339374X1	10	Lock Washer	
11	339106X1	10	Nut Metric	
12	1720253M91	1	Crankshaft	
13	1720250M91	1	Crankshaft	
14	417619M91	1	Sprocket	Number of Teeth/Splines: 29
15	339055X1	2	Pin	
16	339304X1	2	Pin	
17	412260M1	1	Bearing Assy	
18	417850M1	3	Bearing Assy	
19	339170X1	6	Screw	
20	339374X1	6	Lock Washer	
21	339169X1	6	Nut Metric	
22	417624M1	6	Flange	
23	1441757X1	3	Screw Metric	
24	339376X1	3	Lock Washer	
25	414491M1	3	Cone	
26	339170X1	6	Screw	
27	339817X1	6	Washer Metric	
28	339374X1	6	Lock Washer	
29	339169X1	6	Nut Metric	
30	1721684M1	20	Bearing	
31	414798M1	20	Shim	
32	339134X1	40	Bolt	
33	621148M1	20	Plate	
34	1441461X1	40	Nut Metric	

	339817X1	20	Washer Metric
35	1721686M1	10	Plate
36	412315M1	1	Ring
37	412261M1	1	Ring
38			
39	905326M91	2	Bracket
40	40158X	24	Rivet
41	905325M1	2	Bracket
42	401306M1	2	Seal
43	339102X1	24	Washer Metric
44	1720472M91	10	Bearing

See Page/Reference Number 1 OR 2

BÂTI (PARTIES FIXES INTERNES)
MASCHINENGEHAUSE (INNERFESTSTEHENDE TEIL)
CAMARA DE TRILLA (PARTIDO INTERNO FIJO)
MACHINE HOUSING (INTERNAL FIXED COMPONENTS)



75.46

AGCO Corporation
Parts List Report

Massey Ferguson (Europe)

MF 487 COMBINE

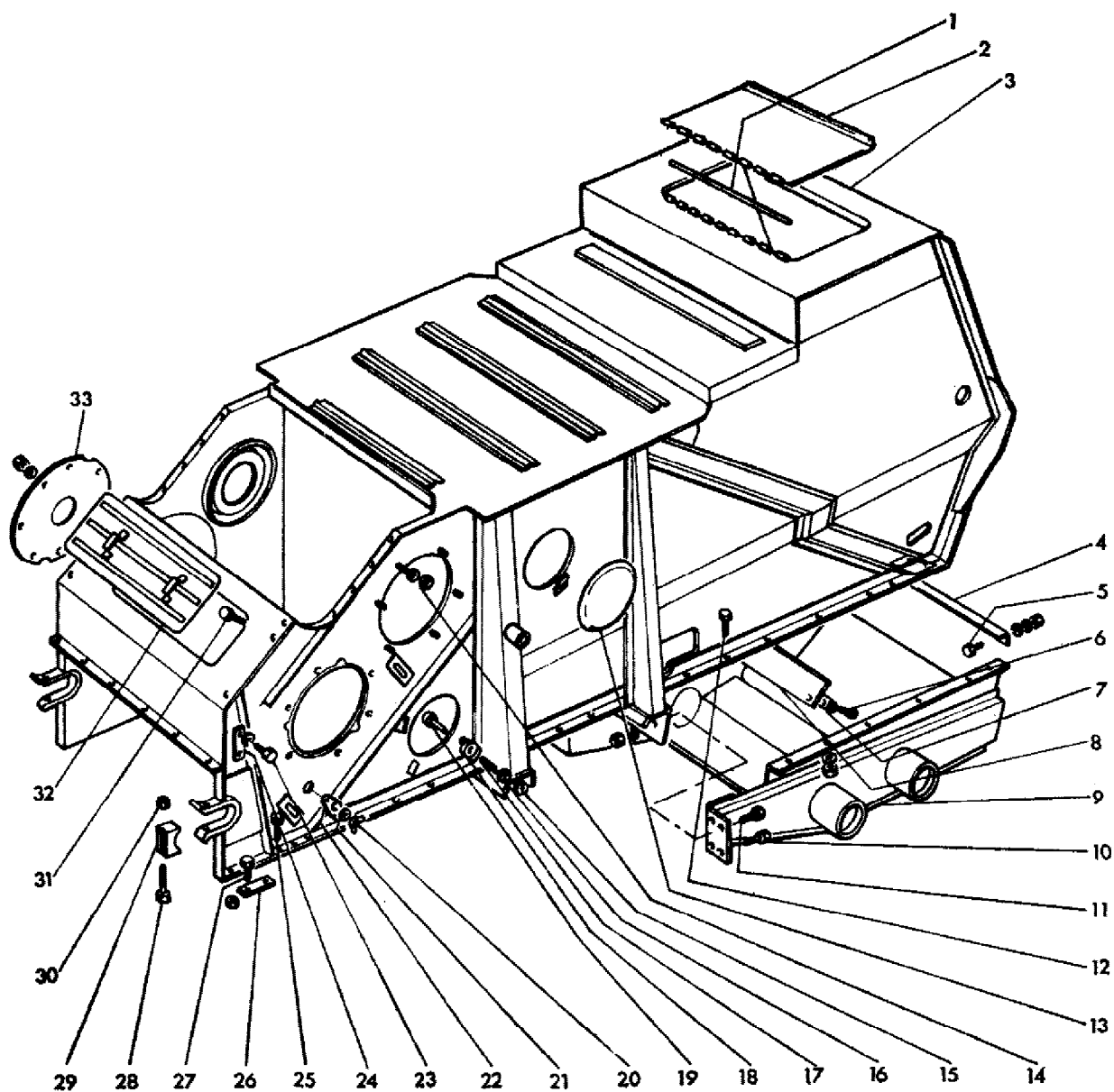
Page 104 - MACHINE HOUSING (INTERNAL FIXED COMPONENTS)

Item	Part Number	Qty	Part Description	Comments
1	1720444M1	1	Clevis Pin	
2	1720446M1	1	Bracket	
3	391593X1	8	Washer Metric	
4	1721217M1	5	Deflector	
5	1720491M91	1	Reinforcement	
6	339123X1	9	Screw Metric	
7	1720445M1	1	Strap	
8	339374X1	9	Lock Washer	
9	339169X1	9	Nut Metric	
10				Not Serviced, Order NO. 12
11	339109X1	15	Rivet	
12	1720545M91	1	Curtain	
13	418471M1	4	Bolt	
	339376X1	4	Lock Washer	
	339402X1	4	Nut Metric	
14	339040X1	1	Pin	
15	390761X1	1	Nut Metric	
16	415547M1	1	Washer	
17	1720086M92	1	Bearer	
18	339401X1	10	Screw Metric	
	339376X1	10	Lock Washer	
	339402X1	10	Nut Metric	
19	339124X1	4	Screw Metric	
	339374X1	4	Lock Washer	
	339169X1	4	Nut Metric	
20	327669M1	2	Pin	
21	412639M1	10	Weight	
22	339666X1	10	Screw Metric	
	339375X1	10	Lock Washer	
	339030X1	10	Nut Metric	
23	339401X1	4	Screw Metric	
	339451X1	2	Screw Metric	
	339376X1	6	Lock Washer	
	390731X1	6	Bolt Metric	
24	901024M1	1	Tie	
	390972X1	2	Washer Metric	
25	339451X1	4	Screw Metric	
	339376X1	4	Lock Washer	
	339402X1	4	Nut Metric	

26	1721603M1	1	Reinforcement
	339692X1	1	Washer
	339375X1	1	Lock Washer
	339030X1	1	Nut Metric
27	1720460M1	1	Shield
28	339123X1	4	Screw Metric
	339374X1	4	Lock Washer
	339169X1	4	Nut Metric
29	1722093M91	1	Skimmershank
30			
31	1722094M1	1	Gasket
32	1720457M91	1	Scraper
33	339124X1	4	Screw Metric
	339374X1	4	Lock Washer
	339169X1	4	Nut Metric

Not Serviced, Order NO. 29

BÂTI (PARTIES FIXES EXTERNES)
MASCHINENGEHAUSE (AUSSERFESTSTEHENDE TEIL)
CAMARA DE TRILLA (PARTIDO EXTERNO FIJO)
MACHINE HOUSING (EXTERNAL FIXED COMPONENTS)



75.45

AGCO Corporation
Parts List Report

Massey Ferguson (Europe)

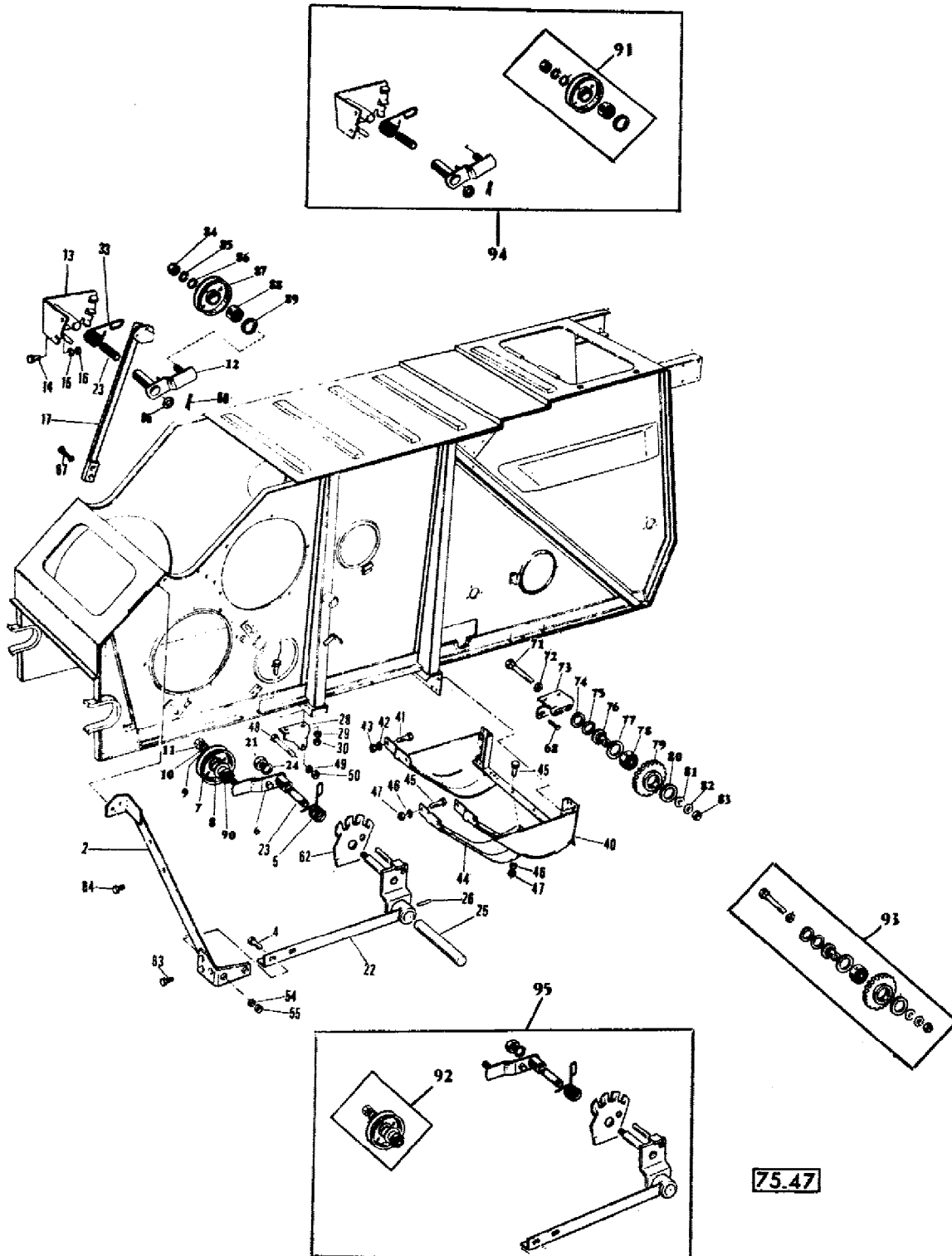
MF 487 COMBINE

Page 107 - MACHINE HOUSING (EXTERNAL FIXED COMPONENTS)

Item	Part Number	Qty	Part Description	Comments
1	1720478M1	1	Pin	
2	609638M91	1	Gate	
3	916361M97	1	Housing	
4	1720448M1	1	Anglepiece	
5	339560X1	8	Screw Metric	
	390971X1	8	Washer Metric	
	339375X1	8	Lock Washer	
	339030X1	8	Nut Metric	
6	339666X1	11	Screw Metric	
	339375X1	11	Lock Washer	
	339030X1	11	Nut Metric	
7	1720447M1	1	Plate	
8	1720449M1	1	Joint	
9	621294M93	1	Housing	
	339123X1	10	Screw Metric	
	339374X1	10	Lock Washer	
	339169X1	10	Nut Metric	
10	339451X1	4	Screw Metric	
	339376X1	4	Lock Washer	
	339402X1	4	Nut Metric	
11	339401X1	4	Screw Metric	
	339376X1	4	Lock Washer	
	339402X1	4	Nut Metric	
12	339761X1	4	Screw Metric	
	339024X1	4	Washer Metric	
	339374X1	4	Lock Washer	
	339169X1	4	Nut Metric	
13	418412M1	4	Door	
14	339374X1	6	Lock Washer	
	339169X1	6	Nut Metric	
15	1440988X1	4	Clip	
16	339817X1	4	Washer Metric	
17	418445M1	4	Spring	
18	418443M1	4	Fastener	
19	418444M1	4	Pin	
20	339106X1	4	Nut Metric	
21	339374X1	4	Lock Washer	
22	418446M1	4	Plate	
23	339124X1	4	Screw Metric	

	339374X1	4	Lock Washer
	339169X1	4	Nut Metric
24	1603779M1	2	Plate
25	391375X1	7	Screw Metric
	339208X1	1	Screw
	339054X1	12	Nut Metric
26	419109M1	2	Plate
27	339208X1	4	Screw
	339054X1	8	Nut Metric
28	621289M2	2	Screw
29	621288M1	2	Bearing
30	339079X1	4	Nut
31	339666X1	4	Screw Metric
	390971X1	4	Washer Metric
	339375X1	4	Lock Washer
	339030X1	4	Nut Metric
32	418385M91	1	Door
33	418392M91	1	Plate
	339374X1	8	Lock Washer
	339169X1	8	Nut Metric

BÂTI (PARTIES MOBILES)
MASCHINENGEHAUSE (ROTIERENDE TEILE)
CAMARA DE TRILLA (PARTIDO MOVIL)
MACHINE HOUSING (ROTATING COMPONENTS)



AGCO Corporation
Parts List Report

Massey Ferguson (Europe)

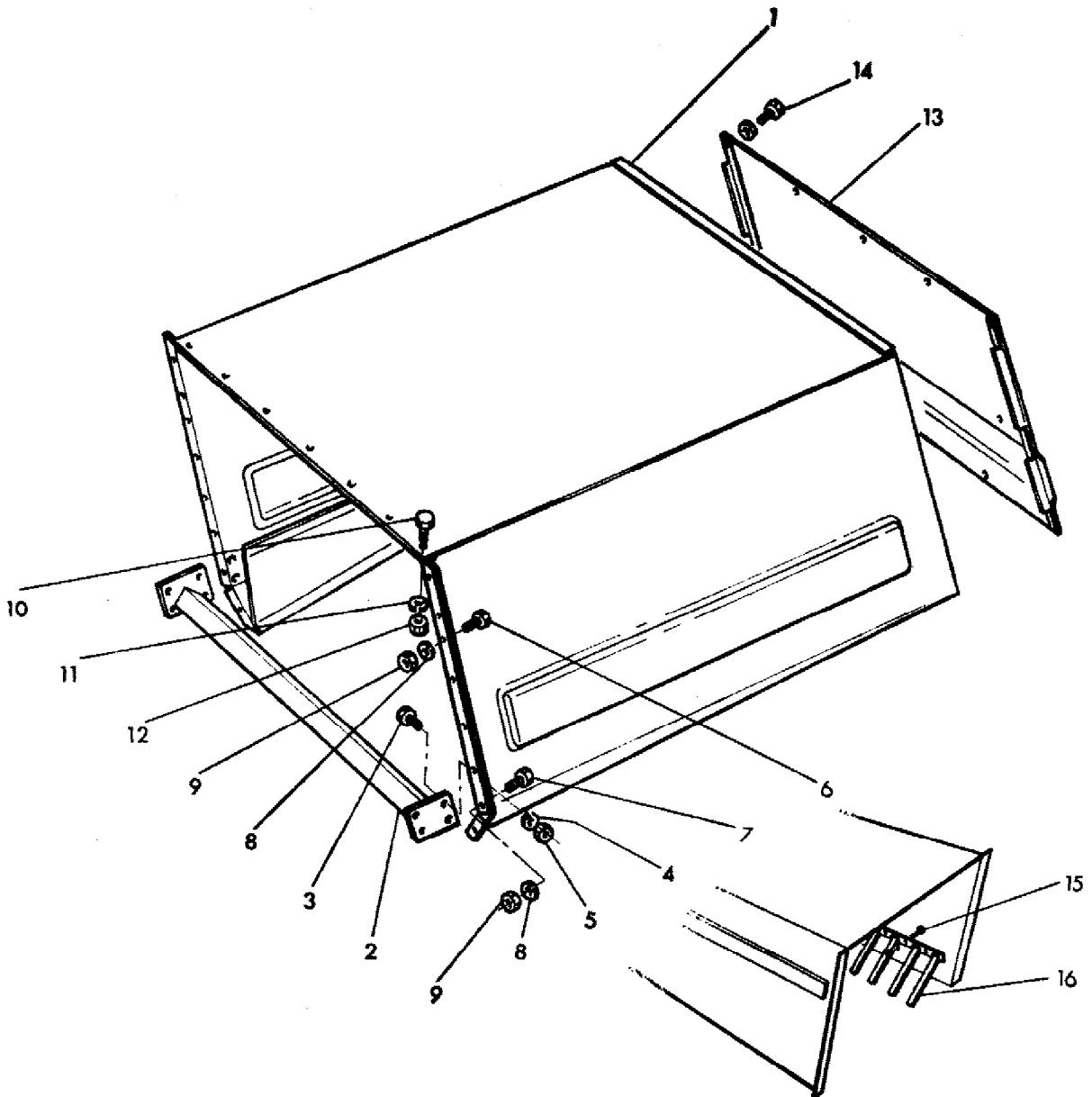
MF 487 COMBINE

Page 108 - MACHINE HOUSING (ROTATING COMPONENTS)

Item	Part Number	Qty	Part Description	Comments
1	339401X1	2	Screw Metric	
2	1720306M91	1	Bearer	LEFT
4	339401X1	2	Screw Metric	
5	1720378M1	1	Spring	
6	621581M91	1	Lever	
7	213736M1	1	Pulley	
8	208230M1	1	Ring	
9	353774X1	1	Washer	
10	353433X1	1	Lock Washer	
11	353429X1	1	Nut Unf	
12	621580M91	1	Lever	
13	1720486M91	1	Sector	
14	339401X1	2	Screw Metric	
15	339376X1	2	Lock Washer	
16	339402X1	2	Nut Metric	
17	621582M92	1	Bearer	RIGHT
21	339034X1	1	Nut Metric	
22	1720380M91	1	Bracket	
23	418431M1	2	Bearing	
24	339377X1	1	Lock Washer	
25	1720386M1	1	Shaft	
26	339307X1	2	Roll Pin	
27	339349X1	2	Pin	
28	418447M1	1	Suspension	
29	339376X1	2	Lock Washer	
30	339402X1	2	Nut Metric	
33	1720485M1	1	Spring	
40	1720403M92	1	Plate	
41	339124X1	8	Screw Metric	
42	339374X1	8	Lock Washer	
43	339169X1	8	Nut Metric	
44	418490M1	2	Plate	
45	339124X1	4	Screw Metric	
46	339374X1	4	Lock Washer	
47	339169X1	4	Nut Metric	
48	339733X1	4	Bolt Metric	
49	339648X1	1	Washer	
50	339647X1	1	Nut Metric	

54	339376X1	2	Lock Washer	
54	339025X1	2	Washer Metric	
55	339402X1	2	Nut Metric	
62	1720379M1	1	Quadrant	
63	339123M1	3	Bolt	
	339374X1	3	Lock Washer	
	339169X1	3	Nut Metric	
	339024X1	3	Washer Metric	
64	339761X1	1	Screw Metric	
	339374X1	1	Lock Washer	
	339024X1	1	Washer Metric	
	339169X1	1	Nut Metric	
65	391393X1	1	Washer Metric	
66	391371X1	1	Pin	
67	339299X1	2	Screw Metric	
	339369X1	2	Lock Washer	
68	339123X1	2	Screw Metric	
	339761X1	2	Screw Metric	
	339024X1	2	Washer Metric	
	339374X1	4	Lock Washer	
	339169X1	4	Nut Metric	
71	390647X1	1	Bolt Metric	
72	339072X1	1	Washer	
73	1720535M92	1	Support	
74	390670X1	X	Washer Metric	.04"
75	390672X1	X	Washer Metric	.08"
76	407737M3	1	Bush	Number of Teeth/Splines: 10
77	339657X1	1	Circlip	
78	339932X1	1	Bearing Assy	
79	404726M91	1	Sprocket	
80	339657X1	1	Circlip	
81	391158X1	1	Washer Metric	
82	339376X1	1	Lock Washer	
83	339402X1	1	Nut Metric	
84	354429X1	1	Bolt Unf	
85	353433X1	1	Lock Washer	
86	353774X1	1	Washer	
87	213736M1	1	Pulley	
88	22258X	1	Bearing Assy	
89	208230M1	1	Ring	
90	22258X	1	Bearing Assy	
91	621579M91	1	Pulley	
92	621579M91	1	Pulley	
93	404854M93	1	Tensioner	
94	1720441M92	1	Tightener	
95	1720376M93	1	Tensioner	

HOTTE AR.
ABSCHLUSSHAUBE
CAPOT
HOOD



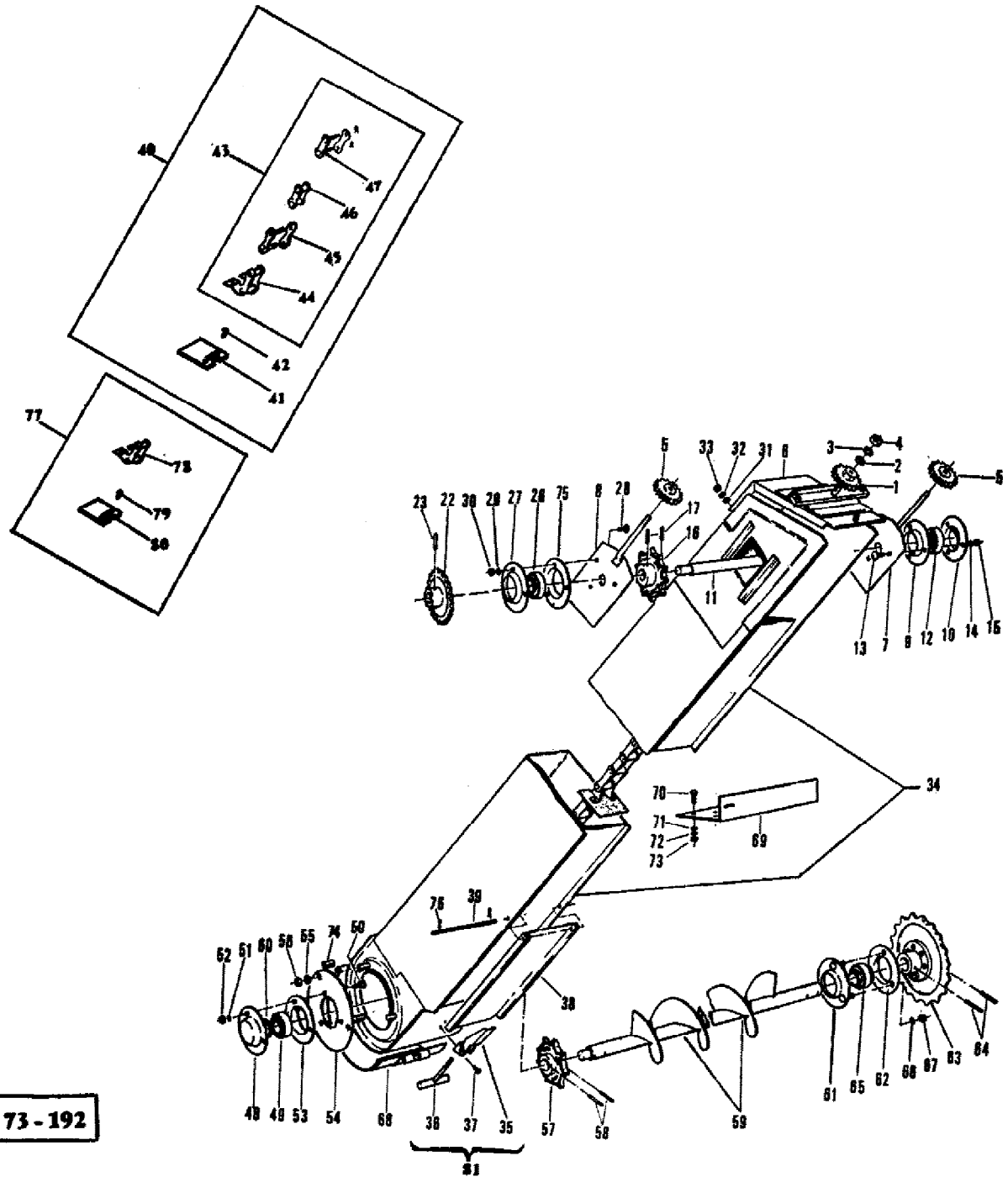
75.67

AGCO Corporation
Parts List Report

Massey Ferguson (Europe)
MF 487 COMBINE
Page 112 - HOOD

Item	Part Number	Qty	Part Description	Comments
1	1603795M92	1	Hood	
2	1720515M91	1	Transverse	
3	339123X1	8	Screw Metric	
4	339374X1	8	Lock Washer	
5	339169X1	8	Nut Metric	
6	339123X1	11	Screw Metric	
7	339761X1	5	Screw Metric	
8	339374X1	16	Lock Washer	
9	339169X1	16	Nut Metric	
10	339124X1	7	Screw Metric	
11	339374X1	7	Lock Washer	
12	339169X1	7	Nut Metric	
13	1603804M91	1	Cover	
14	339043X1	12	Screw Metric	
	390972X1	12	Washer Metric	
				DEFLECTOR
15	339560X1	3	Screw Metric	
	391130X1	3	Washer	
	339030X1	3	Nut Metric	
16	621649M91	1	Deflector	

ÉLÉVATEUR A GRAINS
KÖRNERELEVATOR
ELEVADOR DEL GRANO
GRAIN ELEVATOR



73-192

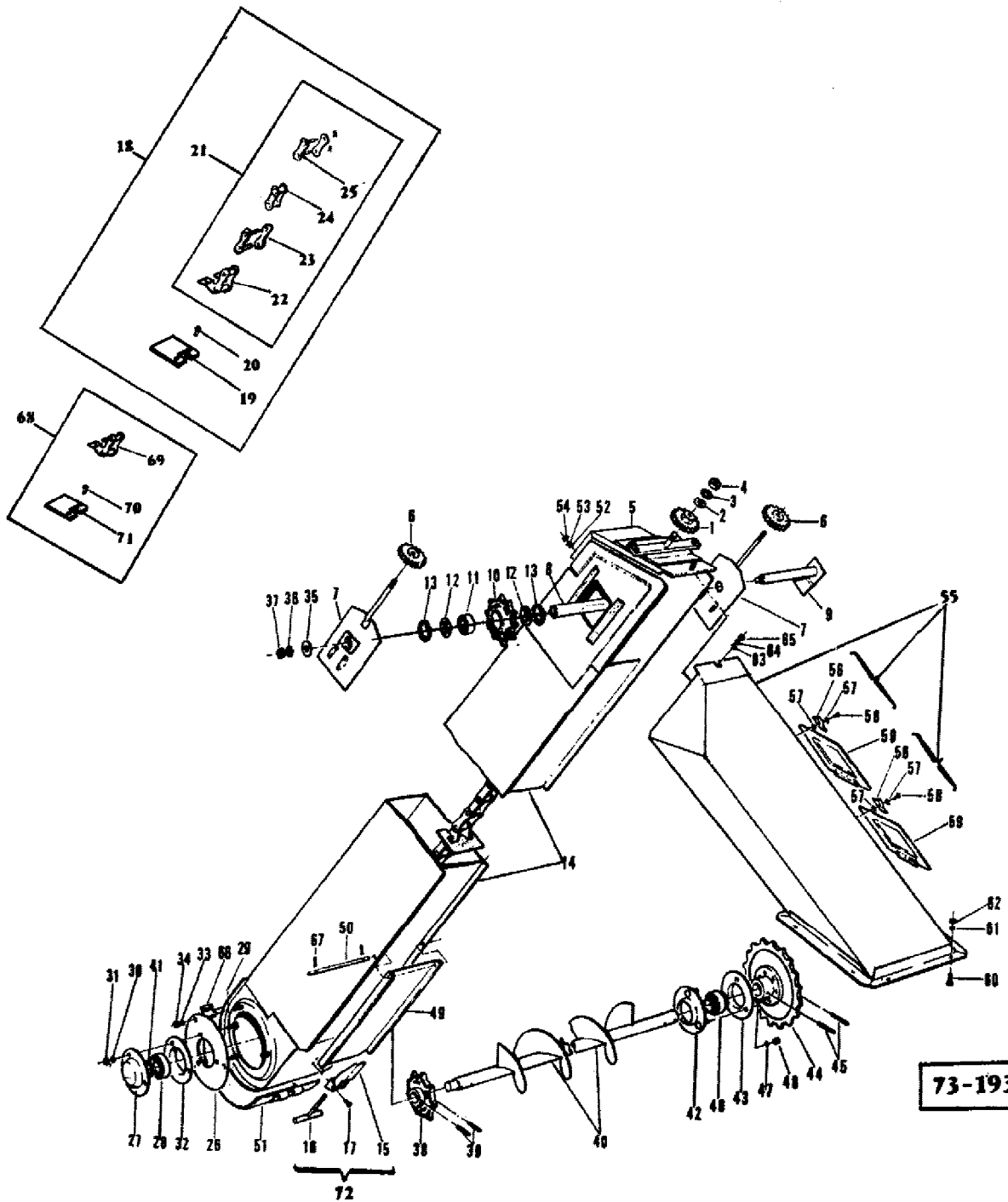
AGCO Corporation
Parts List Report

Massey Ferguson (Europe)
MF 487 COMBINE
Page 115 - GRAIN ELEVATOR

Item	Part Number	Qty	Part Description	Comments
1	1720464M1	1	Sprocket	Number of Teeth/Splines: 20
2	339026X1	1	Washer Metric	
3	339369X1	1	Lock Washer	
4	339054X1	1	Nut Metric	
5	417886M1	2	Sprocket	Number of Teeth/Splines: 15
6	1722187M91	1	Plate	
7	1722218M91	1	Plate	
8	1722219M91	1	Plate	
9	417896M1	1	Flange	
10	417897M1	1	Flange	
11	1720558M1	1	Shaft	
12	417899M1	1	Bearing	
13	339247X1	3	Bolt	
14	339374X1	3	Lock Washer	
15	339169X1	3	Nut Metric	
16	414308M1	1	Sprocket	Number of Teeth/Splines: 8
17	339052X1	2	Strip	Number of Teeth/Splines: 29
22	1722306M91	1	Sprocket	
23	339783X1	1	Pin	
26	658087M1	1	Bearing	
27	417904M1	1	Flange	
28	339247X1	3	Bolt	
29	339374X1	3	Lock Washer	
30	339169X1	3	Nut Metric	
31	339056X1	1	Washer Metric	
32	339374X1	1	Lock Washer	
33	339169X1	1	Nut Metric	
34	1722189M91	1	Elevator	
35	417477M1	1	Fastener	
36	417742M91	1	Hook	
37	339431X1	2	Rivet	
	1440472X1	2	Rivet	
38	1720642M1	1	Door	
39	1721649M1	1	Clevis Pin	
40	1722208M91	2	Chain	
41	1720644M1	33	Plate	
	1720645M1	33	Plate	
42	1441477X1	66	Rivet	
43	1722209M91	1	Chain	

44	329177M91	33	Link	
45	329195M91	64	Link	
46	329176M91	32	Link	
47	329797M91	1	Connecting Link	
48	416687M1	1	Flange	
49	416690M1	1	Bearing	
50	339170X1	3	Screw	
51	339374X1	3	Lock Washer	
52	339169X1	3	Nut Metric	
53	416688M1	1	Flange	
54	417913M1	1	Plate	
55	339374X1	3	Lock Washer	
56	339169X1	3	Nut Metric	
57	414462M1	1	Sprocket	Number of Teeth/Splines: 8
58	339052X1	2	Strip	
59	621291M91	1	Auger	
60	1440475X1	1	Circlip	
61	419143M91	1	Flange	
62	412261M1	1	Ring	
63	413411M91	1	Sprocket	Number of Teeth/Splines: 19
64	339052X1	2	Strip	
65	412260M1	1	Bearing Assy	
66	339374X1	3	Lock Washer	
67	339169X1	3	Nut Metric	
68	1720651M91	1	Door	
69	1720559M1	1	Anglepiece	
70	390379X1	4	Bolt Metric	
71	339024X1	4	Washer Metric	
72	339374X1	4	Lock Washer	
73	339169X1	4	Nut Metric	
74	320617M1	2	Sleeve	
75	417904M1	1	Flange	
76	339087X1	2	Pin	
77	905987M91	1	Link	
78	329177M91	1	Link	
79	1441477X1	2	Rivet	
80	1720644M1	1	Plate	
	1720645M1	1	Plate	
81	417461M91	1	Fastener	

ÉLÉVATEUR A OTONS
ÜBERKEHRELEVATOR
ELEVADOR DE GRANZAS
GLEANINGS ELEVATOR



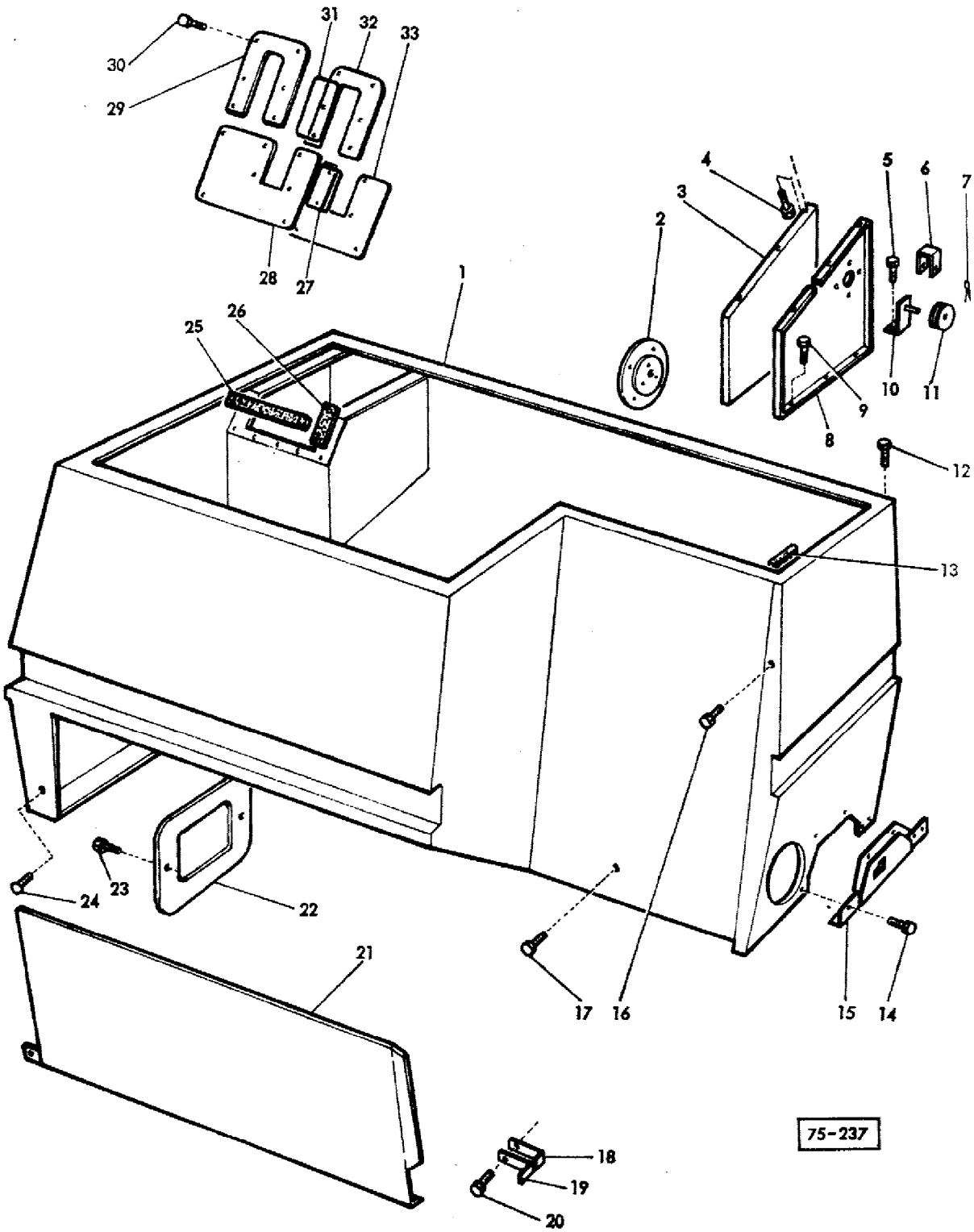
AGCO Corporation
Parts List Report

Massey Ferguson (Europe)
MF 487 COMBINE
Page 119 - GLEANINGS ELEVATOR

Item	Part Number	Qty	Part Description	Comments
1	1720646M1	1	Sprocket	Number of Teeth/Splines: 26
2	339026X1	1	Washer Metric	
3	339369X1	1	Lock Washer	
4	339054X1	1	Nut Metric	
5	1722187M91	1	Plate	
6	417886M1	2	Sprocket	Number of Teeth/Splines: 15
7	1722217M91	2	Plate	Number of Teeth/Splines: 8
8	1720967M1	1	Tube	
9	1720965M91	1	Axle	
10	414842M1	1	Sprocket	Number of Teeth/Splines: 8
11	391057X1	1	Bearing Ball	
12	417669M1	2	Cap	
13	391061X1	2	Circlip	
14	1722188M91	1	Elevator	
15	417477M1	1	Fastener	
16	417496M91	1	Hook	
17	339431X1	2	Rivet	
	1440472X1	2	Rivet	
18	1722210M91	1	Chain	
19	1720644M1	36	Plate	
	1720645M1	36	Plate	
20	1441477X1	72	Rivet	
21	1722211M91	1	Chain	
22	329177M91	36	Link	
23	329195M91	70	Link	
24	329176M91	35	Link	
25	329797M91	1	Connecting Link	
26	417913M1	1	Plate	
27	416687M1	1	Flange	
28	416690M1	1	Bearing	
29	339170X1	3	Screw	
30	339374X1	3	Lock Washer	
31	339169X1	3	Nut Metric	
32	416688M1	1	Flange	
33	339374X1	3	Lock Washer	
34	339169X1	3	Nut Metric	
35	391387X1	1	Washer Metric	
36	339369X1	1	Lock Washer	
37	339054X1	1	Nut Metric	

38	414462M1	1	Sprocket	Number of Teeth/Splines: 8
39	339052X1	2	Strip	
40	621296M91	1	Auger	
41	1440475X1	1	Circlip	
42	419143M91	1	Flange	
43	412261M1	1	Ring	
44	413411M91	1	Sprocket	Number of Teeth/Splines: 19
45	339052X1	2	Strip	
46	412260M1	1	Bearing Assy	
47	339374X1	3	Lock Washer	
48	339169X1	3	Nut Metric	
49	1720642M1	1	Door	
50	1721649M1	1	Clevis Pin	
51	1720651M91	1	Door	
52	339056X1	1	Washer Metric	
53	339374X1	1	Lock Washer	
54	339169X1	1	Nut Metric	
55	1722404M92	1	Chute	
56	320719M2	2	Tie	
57	390971X1	4	Washer Metric	
58	391488X1	2	Rivet	
59	321756M1	2	Trap	
60	339124X1	8	Screw Metric	
61	339374X1	8	Lock Washer	
62	339169X1	6	Nut Metric	
63	339024X1	1	Washer Metric	
64	339374X1	1	Lock Washer	
65	339169X1	1	Nut Metric	
66	320617M1	2	Sleeve	
67	339087X1	2	Pin	
68	905987M91	1	Link	
69	329177M91	1	Link	
70	1441477X1	2	Rivet	
71	1720644M1	1	Plate	
	1720645M1	1	Plate	
72	417461M91		Fastener	

RÉSERVOIR A GRAINS
KORNTANK
TANQUE DEL GRANO
GRAIN TANK



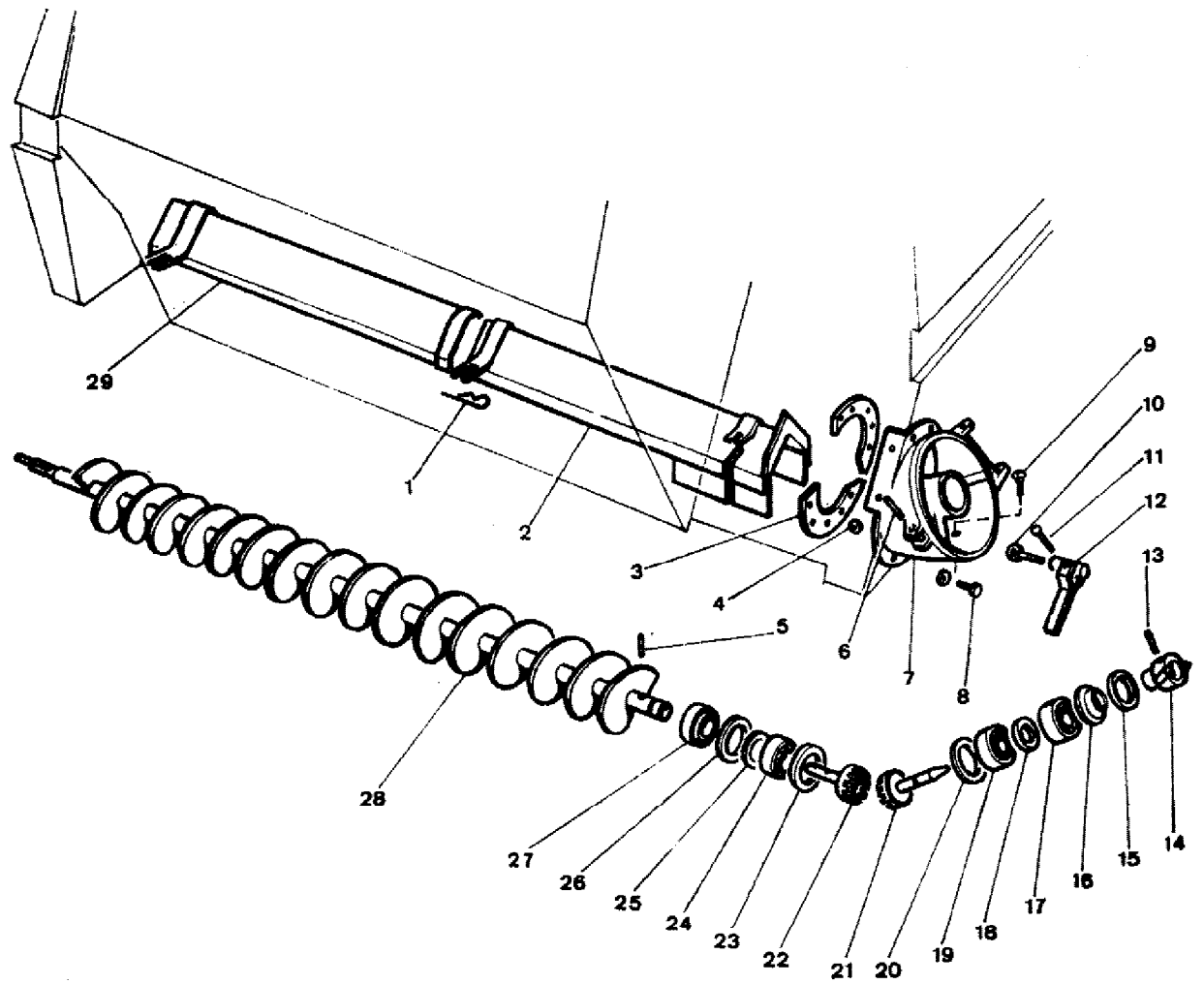
AGCO Corporation
Parts List Report

Massey Ferguson (Europe)
MF 487 COMBINE
Page 123 - GRAIN TANK

Item	Part Number	Qty	Part Description	Comments
1	90561 1M96	1	Tank	
2	1722293M1	1	Cover	
3	1720952M3	1	Support	RIGHT
4	339123X1	3	Screw Metric	
	391166X1	10	Washer Metric	
	339374X1	10	Lock Washer	
	339169X1	10	Nut Metric	
5	339560X1	2	Screw Metric	
	339375X1	2	Lock Washer	
	339030X1	2	Nut Metric	
6	401643M1	1	Guide	
7	390445X1	1	Pin	
8	1721080M92	1	Support	LEFT
9	390379X1	6	Bolt Metric	
	391166X1	6	Washer Metric	
	339374X1	6	Lock Washer	
	339169X1	6	Nut Metric	
10	1721289M91	1	Bracket	
11	401642M1	1	Roller	
12	917164M1	2	Stud	
	339376X1	2	Lock Washer	
	339124X1	7	Screw Metric	
	339024X1	7	Washer Metric	
	339374X1	7	Lock Washer	
13	621945M1	1	Protector	
14	339247X1	5	Bolt	
	339697X1	5	Washer	
	339374X1	5	Lock Washer	
	339169X1	5	Nut Metric	
15	905543M91	1	Door	
16	339123X1	1	Screw Metric	
	339374X1	1	Lock Washer	
	339169X1	1	Nut Metric	
17	339560X1	2	Screw Metric	(A)
	339375X1	2	Lock Washer	(A)
	339030X1	2	Nut Metric	(A)
18	418755M1	1	Spring	LEFT
19	418756M1	1	Spring	RIGHT
20	339560X1	2	Screw Metric	

	339588X1	2	Washer
	339375X1	2	Lock Washer
	339030X1	2	Nut Metric
21	1720948M92	1	Panel
22	905593M92	1	Door
23	339247X1	2	Bolt
	339697X1	2	Washer
	339374X1	2	Lock Washer
	339169X1	2	Nut Metric
24	418065M1	1	Fastener
	786051M1	1	Grommet
25	1722476M2	1	Gasket
	390468X1	6	Washer Metric
	338627X1	6	Rivet
26	1722475M1	2	Gasket
27	1722399M1	1	Seal
28	1722403M1	1	Cover
29	1722401M1	1	Cover
30	339532X1	10	Bolt Metric
	339374X1	10	Lock Washer
	339169X1	10	Nut Metric
31	1722399M1	1	Seal
32	1722400M1	1	Shield
33	1722402M1	1	Shield

VIS DE DÉCHARGE
UNTERE SCHNECKE
SIFIN INFERIOR
AUGER LOWER



74.120

AGCO Corporation
Parts List Report

Massey Ferguson (Europe)
MF 487 COMBINE
Page 127 - AUGER LOWER

Item	Part Number	Qty	Part Description	Comments
1	324610M1	6	Pin	
2	621064M92	1	Plate	(A) LEFT
	609917M91	1	Plate	(B) LEFT
3	418787M1	X	Quadrant	
4	339024X1	2	Washer Metric	
5	1440999X1	2	Pin	
	391018X1	2	Pin	
6	1440999X1	1	Pin	
	391018X1	1	Pin	
7	418744M1	1	Housing	
8	391921X1	7	Screw	
	339374X1	7	Lock Washer	
	339169X1	7	Nut Metric	
	360037X1	1	Clamp	
9	339170X1	1	Screw	
	339374X1	1	Lock Washer	
	339169X1	1	Nut Metric	
10	339538X1	1	Bolt Metric	
11	390704X1	1	Rivet	
12	324581X1	1	Bush	
	324579M91	1	Handle	
13	339055X1	1	Pin	
	339304X1	1	Pin	
14	418743M91	1	Ring	
15	1440479X1	1	Circlip	
16	402896M1	1	Ring	
17	339583X1	1	Bearing Assy	
18	391353X1	1	Washer Metric	
19	339583X1	1	Bearing Assy	
20	390386X1	1	Circlip	
21	1722079M1	1	Gear	
22	916375M1	1	Pinion	
23	390386X1	1	Circlip	
24	339583X1	1	Bearing Assy	
25	390850X1	1	Washer Metric	
26	1440479X1	1	Circlip	
27	412982M1	1	Cap	

28	916365M91	1	Shaft
29	418749M91	1	Plate

RIGHT

(A)

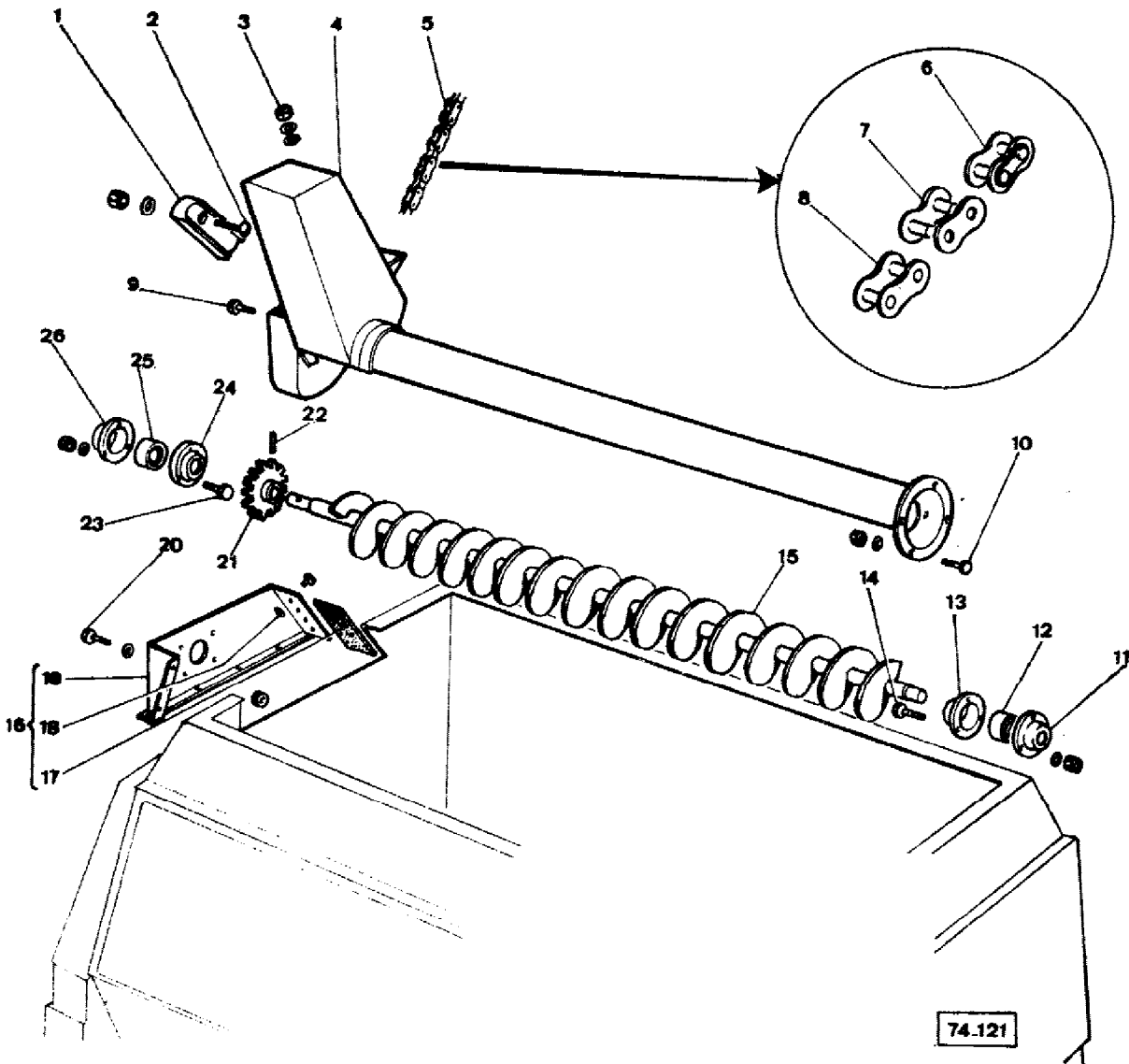
Up to Serial or Engine Number 37185

(B)

From Serial or Engine Number 37186

From Serial or Engine Number R1320301

**VIS DE RÉPARTITION
 VERTEILERSCHNECKE
 SINFIN DISTRIBUTIDOR
 AUGER DIVIDER**

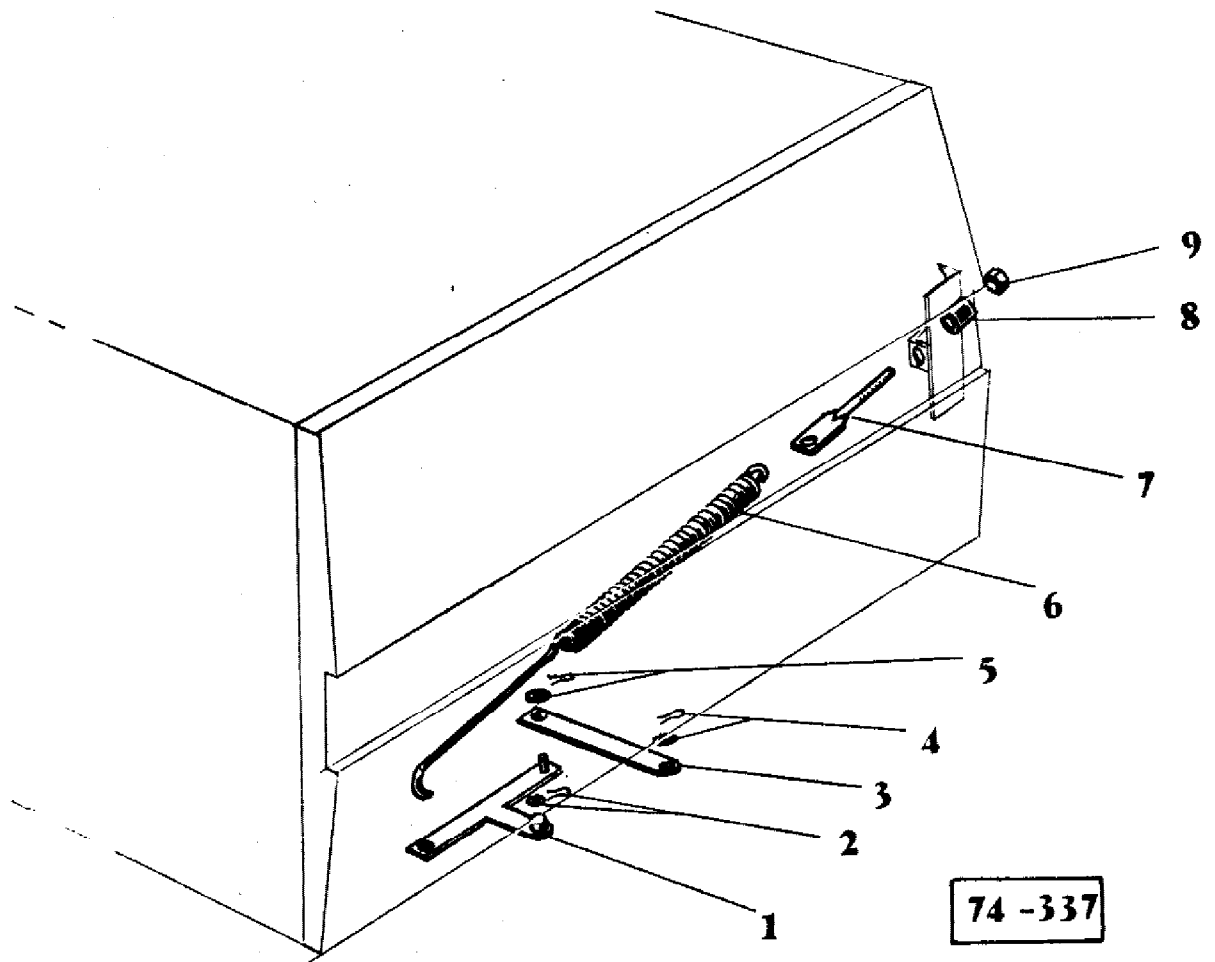


AGCO Corporation
Parts List Report

Massey Ferguson (Europe)
MF 487 COMBINE
Page 127A - AUGER DIVIDER

Item	Part Number	Qty	Part Description	Comments
1	1720911M1	1	Tensioner	
2	390653X1	1	Bolt Metric	
	390652X1	1	Washer Metric	
	339169X1	2	Nut Metric	
3	339169X1	1	Nut Metric	
	339374X1	1	Lock Washer	
	339024X1	1	Washer Metric	
4	621486M91	1	Housing	
5	1722398M91	1	Chain	
6	329206M91	1	Link	
7	329203M91	34	Link	
8	329202M91	35	Link	
9	390379X1	4	Bolt Metric	
	339374X1	8	Lock Washer	
	339169X1	8	Nut Metric	
10	416687M1	1	Flange	
11	416690M1	1	Bearing	
12	416688M1	1	Flange	
13	339170X1	3	Screw	
	339374X1	3	Lock Washer	
	339169X1	3	Nut Metric	
14	1720909M91	1	Auger	
15	403508M91	1	Sprocket	Number of Teeth/Splines: 21
16	339783X1	1	Pin	
17	339170X1	3	Screw	
	339374X1	3	Lock Washer	
	339169X1	3	Nut Metric	
18	417904M1	1	Flange	
19	658087M1	1	Bearing	
20	417904M1	1	Flange	

ÉQUILIBRAGE BUSE DE DÉCHARGE
GLEICHGEWICHTAUSLAUFROHR
EQUILIBRIO DE TUBO DE DESCARGA
BALANCE UNLOADER PIPE



74 -337

AGCO Corporation
Parts List Report

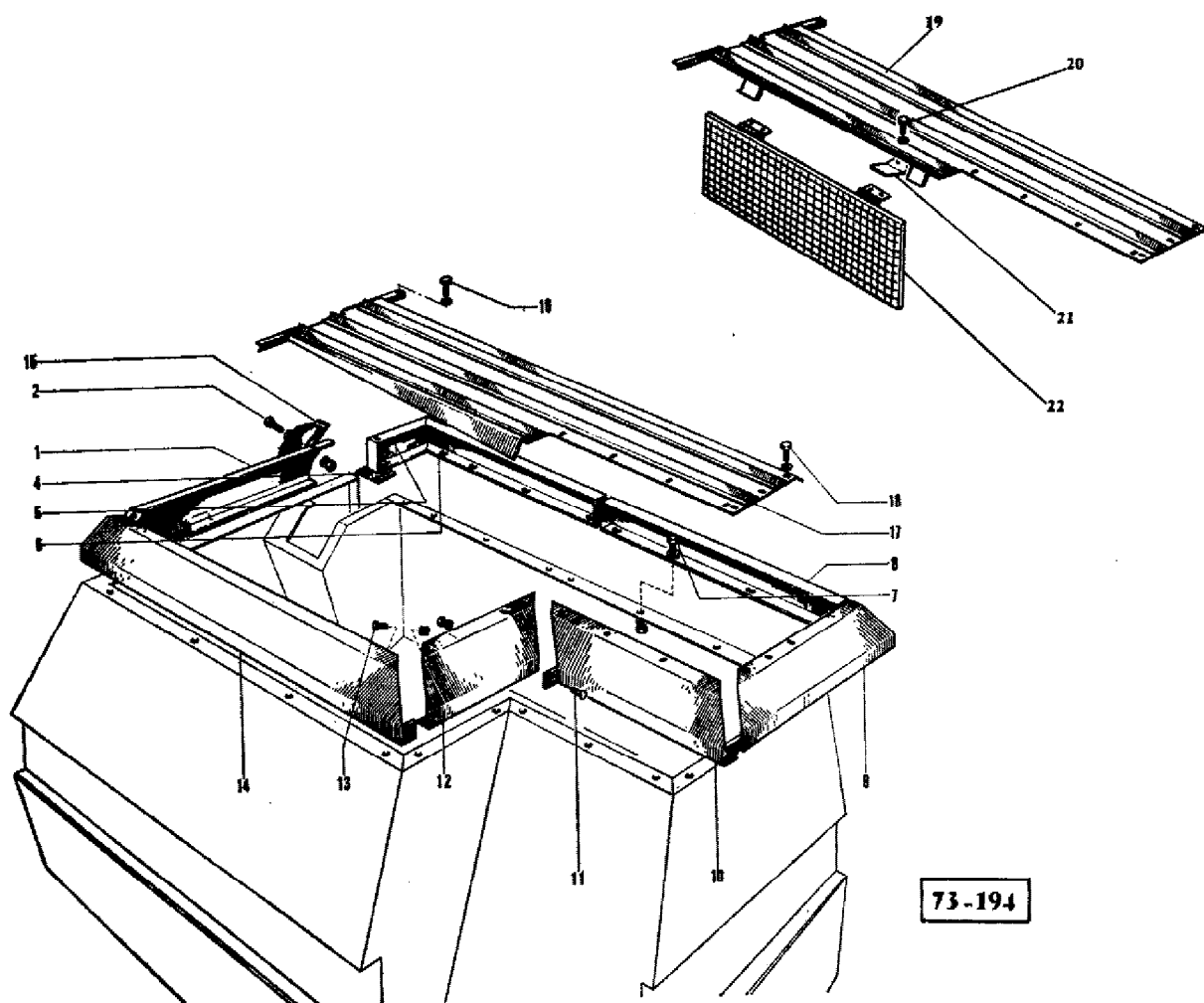
Massey Ferguson (Europe)

MF 487 COMBINE

Page 127D - BALANCE UNLOADER PIPE

Item	Part Number	Qty	Part Description	Comments
1	905548M91	1	Angle Trans.	
2	390448X1	1	Pin	
	1441664X1	1	Washer Metric	
3	905552M1	1	Rod Link	
4	390735X1	1	Washer Metric	
	1442034X1	1	Pin	
5	390735X1	1	Washer Metric	
	1442034X1	1	Pin	
6	905553M1	1	Spring	
7	905557M1	1	Stem	
8	905558M1	1	Spacer	
9	339079X1	1	Nut	

REHAUSES
HALTER
CHAPAS DEL TANQUE DE GRANO
PLATE



73-194

AGCO Corporation
Parts List Report

Massey Ferguson (Europe)
MF 487 COMBINE
Page 128 - PLATE

Item	Part Number	Qty	Part Description	Comments
1	1721919M1	1	Panel	
2	391074X1	2	Screw Metric	
	339692X1	2	Washer	
	339375X1	2	Lock Washer	
	339030X1	2	Nut Metric	
4	1722465M2	1	Pad	
5	338627X1	3	Rivet	
	390468X1	3	Washer Metric	
6	1721883M2	1	Panel	
7	339124X1	28	Screw Metric	
	391166X1	28	Washer Metric	
	339374X1	28	Lock Washer	
	339169X1	28	Nut Metric	
8	1721882M1	1	Panel	
9	1721921M1	1	Panel	
10	1721885M1	1	Panel	
11	390903X1	4	Screw Metric	
	339375X1	4	Lock Washer	
	339030X1	4	Nut Metric	
12	1721920M2	1	Extension	
13	391074X1	12	Screw Metric	
	339375X1	12	Lock Washer	
	339030X1	12	Nut Metric	
14	1721918M1	1	Panel	
15	621488M1	1	Gasket	
16	339123X1	2	Screw Metric	
	390972X1	4	Washer Metric	
	339374X1	2	Lock Washer	
	339169X1	2	Nut Metric	
17	621996M91	1	Shield	
18	339666X1	11	Screw Metric	
	390971X1	22	Washer Metric	
	339375X1	11	Lock Washer	
	339030X1	11	Nut Metric	
19	621997M91	1	Shield	(A)
20	339666X1	4	Screw Metric	(A)
	339375X1	4	Lock Washer	(A)
	339030X1	4	Nut Metric	(A)
21	1724746M1	2	Catch	(A)

22

621998M91

1

Grille

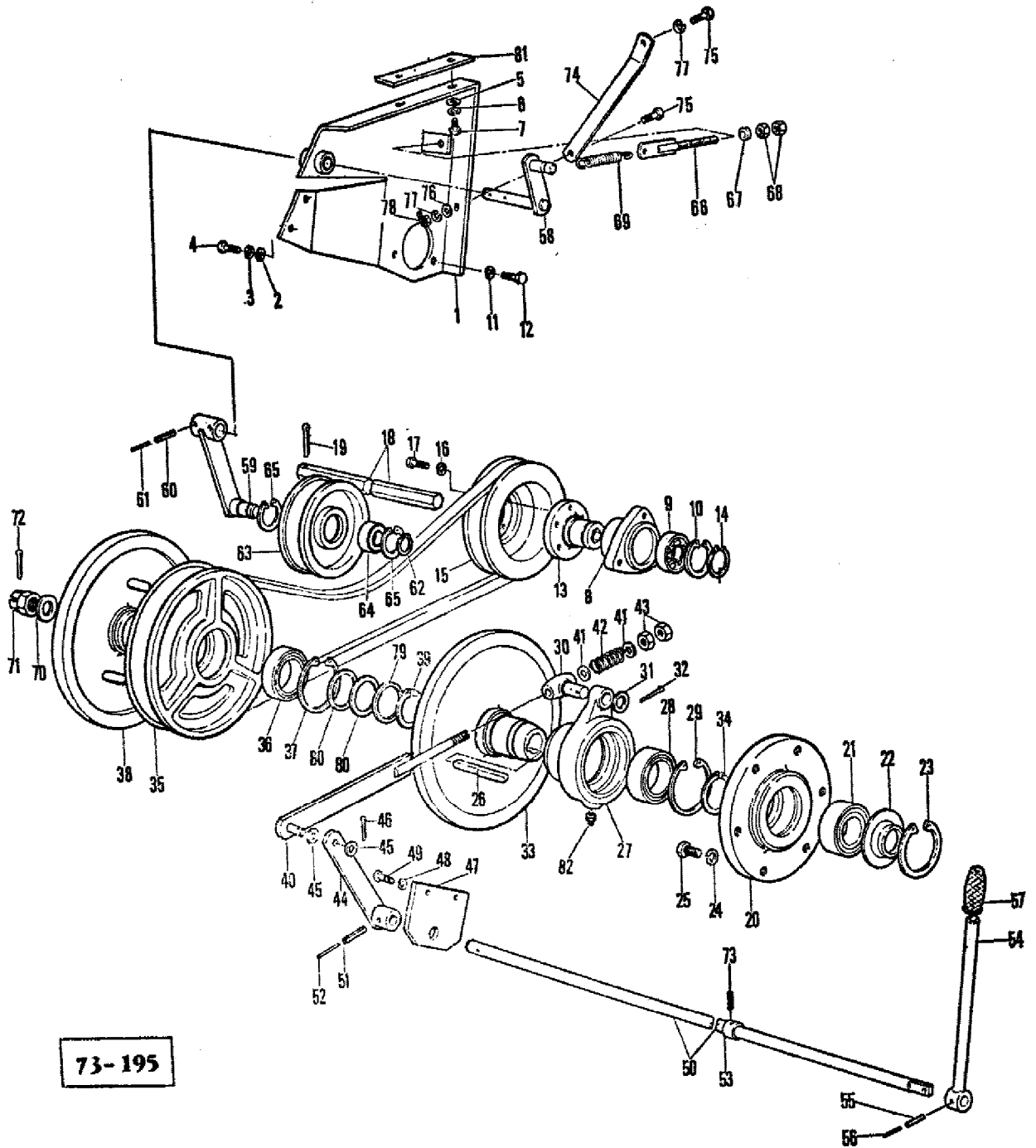
(A)

(A)

GERMANY

COMMANDE DE DÉCHARGEUR
KORNTANKENTLEERUNGSANTRIEB
MANDO DE DESCARGA DEL TANQUE
DRIVING SHAFT FOR TANK UNLOADING

→ N° 37 503
 → N° R 13 375 02



AGCO Corporation
Parts List Report

Massey Ferguson (Europe)

MF 487 COMBINE

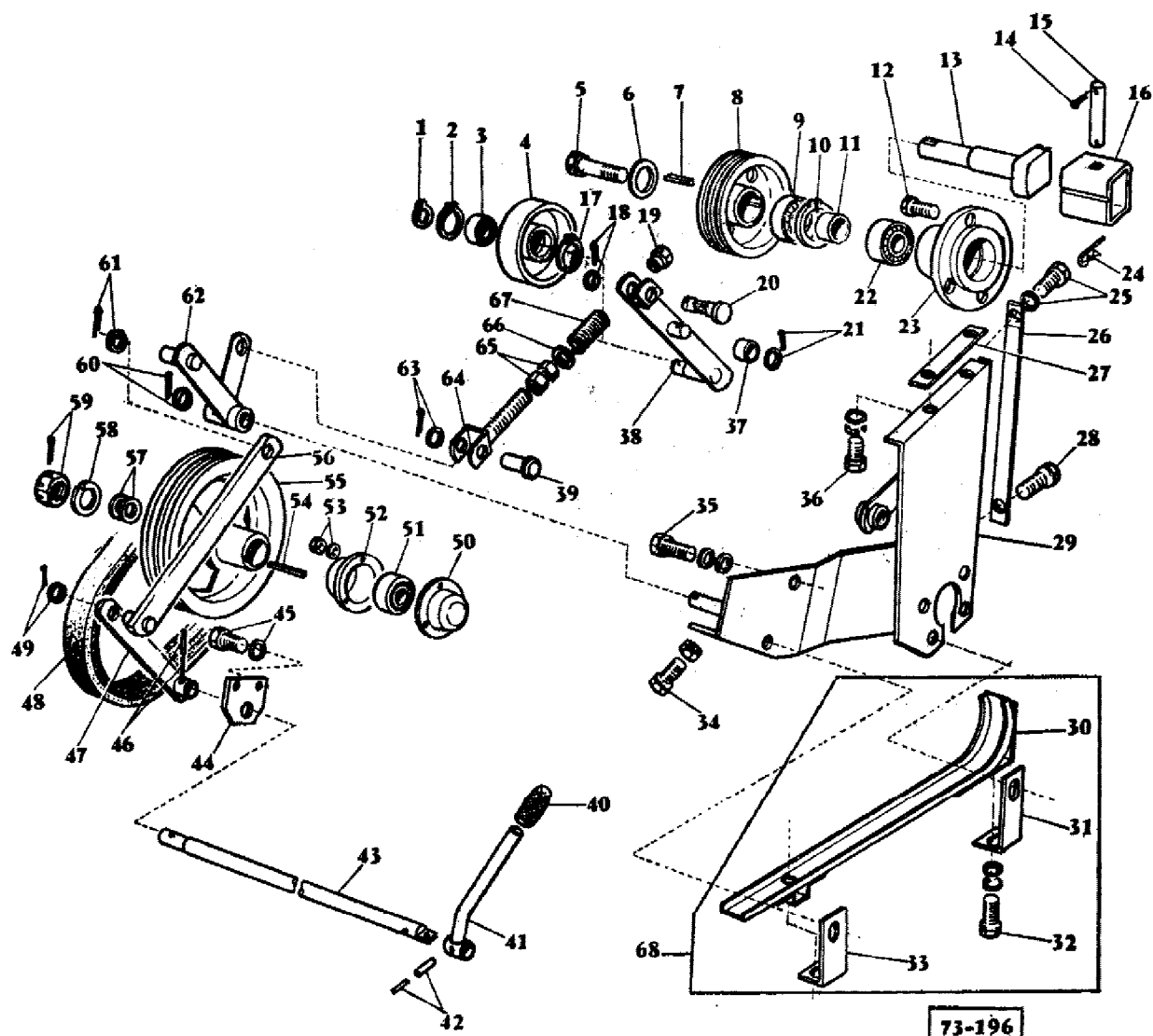
Page 131 - DRIVING SHAFT FOR TANK UNLOADING

Item	Part Number	Qty	Part Description	Comments
				Up to Serial or Engine Number NO. 37503
				Up to Serial or Engine Number NO. R1337502
1	418198M91	1	Bracket	
2	339817X1	2	Washer Metric	
3	339374X1	2	Lock Washer	
4	339123X1	2	Screw Metric	
5	391381X1	2	Washer Metric	
6	339376X1	2	Lock Washer	
7	339081X1	2	Screw Metric	
8	418157M1	1	Flange	
9	339780X1	1	Bearing Ball	
10	1440819X1	1	Circlip	
11	339376X1	3	Lock Washer	
12	339401X1	3	Screw Metric	
13	418158M1	1	Hub	
14	391832X1	1	Circlip	
15	418159M1	1	Pulley	
16	339374X1	5	Lock Washer	
17	390379X1	5	Bolt Metric	
18	1721258M1	1	Shaft	
19	1440909X1	1	Cotter	
20	418161M1	1	Flange	
21	390384X1	1	Bearing Ball	
22	418162M1	1	Guard	
23	1440480X1	1	Circlip	
24	339376X1	3	Lock Washer	
25	339081X1	3	Screw Metric	
26	418163M1	1	Key Door	
27	418164M91	1	Coupler	
28	1440912X1	1	Bearing Ball	
29	1440913X1	1	Segment	
30	418167M1	1	Bush	
31	391583X1	1	Washer	
32	390446X1	1	Pin	
33	418168M1	1	Pulley	
34	1440915X1	1	Segment	
35	418169M1	1	Pulley	
36	390513X1	1	Bearing Ball	
37	339437X1	1	Circlip	

38	418170M1	1	Pulley
39	391832X1	1	Circlip
40	418171M91	1	Bar
41	339763X1	2	Washer
42	1706051M1	1	Spring
43	339054X1	2	Nut Metric
44	418175M91	1	Lever
45	390804X1	2	Washer Metric
46	339076X1	1	Pin
47	418178M91	1	Plate
48	339374X1	2	Lock Washer
49	339123X1	2	Screw Metric
50	1720443M1	1	Shaft
51	339071X1	1	Pin
52	1440911X1	1	Pin
53	1440916X1	1	Collar
54	621059M92	1	Lever
55	339071X1	1	Pin
56	1440911X1	1	Pin
57	402910M1	1	Handle
58	418184M91	1	Lever
59	418188M91	1	Support
60	339135X1	2	Pin
61	390294X1	2	Pin
62	1440476X1	1	Circlip
63	417288M1	1	Pulley
64	339251X1	1	Bearing Ball
65	339126X1	2	Circlip
66	418193M91	1	Screw
67	418195M1	1	Washer
68	339402X1	2	Nut Metric
69	418196M1	1	Spring
70	391389X1	1	Washer Metric
71	391378X1	1	Nut Metric
72	339531X1	1	Pin
73	1440914X1	1	Screw Metric
74	418197M1	1	Bracket
75	339123X1	2	Screw Metric
76	339024X1	1	Washer Metric
77	339374X1	2	Lock Washer
78	339169X1	1	Nut Metric
79	418200M1	1	Shim
80	418201M1	2	Shim
81	621819M1	1	Shim
82	339003X1	1	Greaser

COMMANDE DE DÉCHARGEUR
 KORNTANKENTLEERUNGSANTRIEB
 MANDO DE DESCARGA DEL TANQUE
 DRIVING SHAFT FOR TANK UNLOADING

N° 37 504 →
 N° R 13 375 03 →



AGCO Corporation
Parts List Report

Massey Ferguson (Europe)

MF 487 COMBINE

Page 135 - DRIVING SHAFT FOR UNLOADING

Item	Part Number	Qty	Part Description	Comments
				From Serial or Engine Number 37504
				From Serial or Engine Number R1337503
1	1440476X1	1	Circlip	
2	339126X1	1	Circlip	
3	339251X1	1	Bearing Ball	
4	916315M2	1	Pulley	
5	339401X1	1	Screw Metric	
6	339768X1	1	Washer Metric	
7	339841X1	1	Key Door	
8	916291M2	1	Pulley	
9	339583X1	1	Bearing Assy	
10	1440479X1	1	Circlip	
11	916422M1	1	Spacer	
12	339299X1	3	Screw Metric	
	391375X1	1	Screw Metric	
	390735X1	1	Washer Metric	
	339369X1	4	Lock Washer	
	339054X1	4	Nut Metric	
13	916289M2	1	Shaft	
14	354078X1	1	Pin	
15	249675M2	1	Shaft	
16	249683M91	1	Sleeve	
17	339126X1	1	Circlip	
18	390975X1	1	Washer Metric	
	339133X1	1	Pin	
19	1440329X1	1	Locknut	
20	916313M1	1	Pin	
21	390375X1	1	Washer	
	339133X1	1	Pin	
22	339583X1	1	Bearing Assy	
23	916290M1	1	Hub	
24	400060M2	1	Pin	
25	339123X1	1	Screw Metric	
	339374X1	1	Lock Washer	
26	418197M1	1	Bracket	
27	621819M1	1	Shim	.04"
	609995M1	X	Shim	.024"
28	339123X1	1	Screw Metric	
	339024X1	1	Washer Metric	

	339374X1	1	Lock Washer	
	339169X1	1	Nut Metric	
29	916282M92	1	Support	
30	1603028M91	1	Cowl	(B)
31	1603031M1	1	Strap	
32	339124X1	2	Screw Metric	
	339374X1	2	Lock Washer	
	390972X1	2	Washer Metric	
33	1603032M1	1	Strap	
34	339761X1	1	Screw Metric	
	1442029X1	1	Nut Metric	
35	339123X1	2	Screw Metric	
	339609X1	2	Washer	
	339374X1	2	Lock Washer	
36	339081X1	2	Screw Metric	
	339376X1	2	Lock Washer	
	391381X1	2	Washer Metric	
37	916314M1	1	Bush	
38	916309M91	1	Bearer	
39	391169X1	1	Pin	
40	402910M1	1	Handle	
41	1603041M91	1	Lever	
42	339071X1	1	Pin	
	1440911X1	1	Pin	
43	1720443M1	1	Shaft	
44	916306M1	1	Strap	
45	339123X1	2	Screw Metric	
	339374X1	2	Lock Washer	
46	339071X1	1	Pin	
	1440911X1	1	Pin	
47	916307M91	1	Lever	
48	905980M1	1	Belt	
49	390973X1	1	Washer Metric	
	391405X1	1	Pin	
50	832524M1	1	Flange	
51	415331M1	1	Bearing	
52	831834M1	1	Flange	
53	339169X1	3	Nut Metric	
	339374X1	3	Lock Washer	
54	339441X1	1	Key Parallel	
55	916301M1	1	Pulley	
56	916303M91	1	Conrod	
57	391591X1	X	Washer	
	1440301X1	X	Washer Metric	
58	339378X1	1	Lock Washer	
59	339480X1	1	Nut	

	391423X1	1	Pin
60	390973X1	1	Washer Metric
	391405X1	1	Pin
61	390973X1	1	Washer Metric
	391405X1	1	Pin
62	916295M91	1	Rod
63	1440282X1	1	Washer Metric
	391405X1	1	Pin
64	916292M91	1	Clevis
65	339433X1	2	Nut Metric
66	390734X1	1	Washer Metric
67	408508M1	1	Spring
68	1603033M91	1	Guard

(A)

(A)

Up to Serial or Engine Number 37503

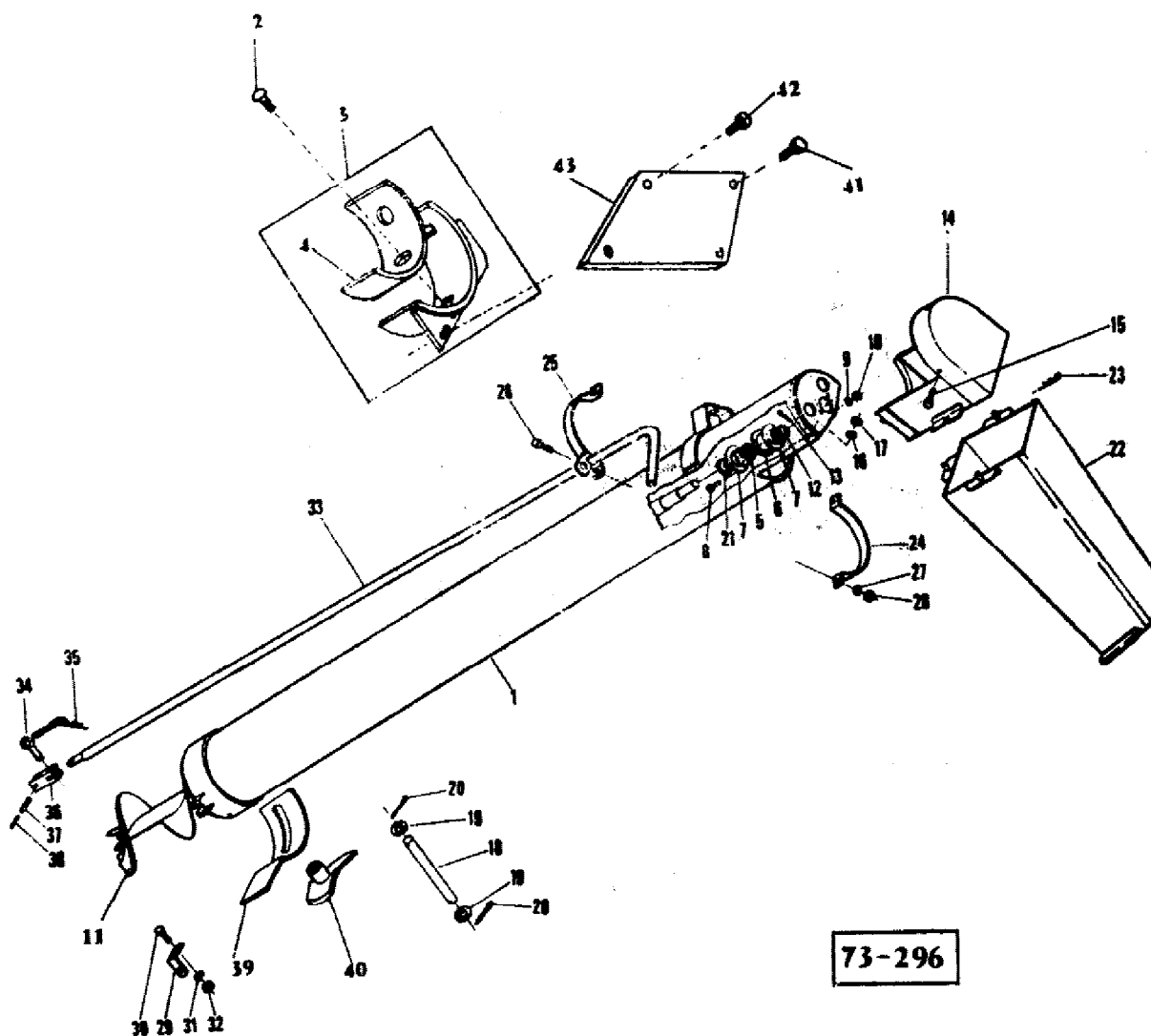
Up to Serial or Engine Number R1337502

(B)

From Serial or Engine Number 37504

From Serial or Engine Number 1337503

DÉCHARGEUR A GRAINS
 AUSLAUFROHR
 TUBO DE DESCARGA
 UNLOADER PIPE



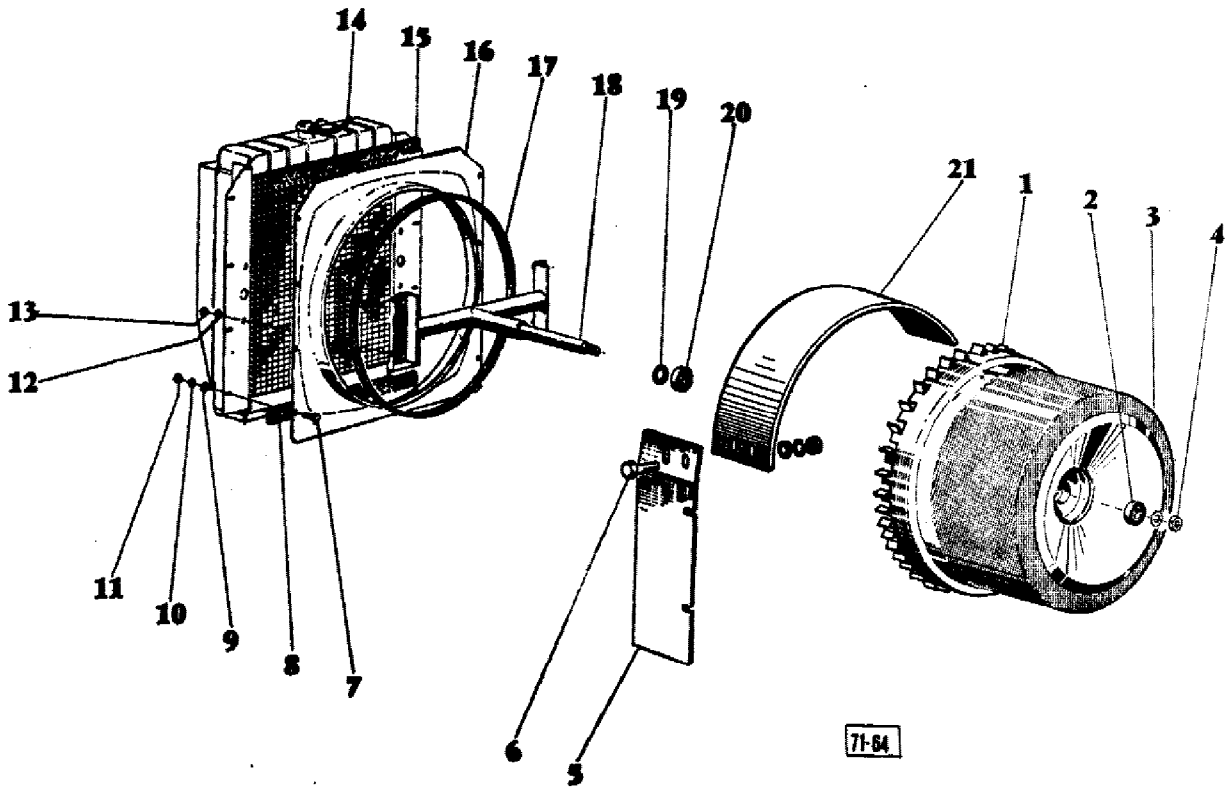
AGCO Corporation
Parts List Report

Massey Ferguson (Europe)
MF 487 COMBINE
Page 139 - UNLOADER PIPE

Item	Part Number	Qty	Part Description	Comments
1	905605M91	1	Pipe	
2	390018X1	1	Bolt	
3	905596M91	1	Bearer	
4	905599M1	1	Shock Absorber	
5	415955M1	1	Bearing	
6	323591M1	1	Spacer	
7	323592M1	2	Flange	
8	339666X1	3	Screw Metric	
9	339375X1	3	Lock Washer	
10	339030X1	3	Nut Metric	
11	1721650M92	1	Auger	
12	390667X1	1	Washer Metric	
13	391406X1	1	Pin	
14	418033M91	1	Channel	
15	339081X1	3	Screw Metric	
16	339376X1	3	Lock Washer	
17	339402X1	2	Nut Metric	
18	1440878X1	1	Pin	
19	339763X1	X	Washer	
20	339076X1	2	Pin	
21	418043M1	1	Washer	
22	418037M91	1	Guard	
	1721656M91	1	Spout	
23	410366M1	3	Pin	
24	405488M1	1	Clip	
25	405487M91	1	Clip	
26	339761X1	2	Screw Metric	
27	339374X1	2	Lock Washer	
28	339169X1	2	Nut Metric	
29	481013X1	1	Angle	
30	339560X1	2	Screw Metric	
31	339375X1	2	Lock Washer	
32	339030X1	2	Nut Metric	
33	418784M91	1	Stem	
34	418015M91	1	Clevis Pin	INCL. REF. 35
35	410366M1	1	Pin	
36	418016M1	1	Joint	
37	339080X1	1	Roll Pin	
38	391362X1	1	Pin	

39	905612M1	1	Strap
40	905613M91	1	Lever
41	339337X1	2	Screw Metric
	390972X1	2	Washer Metric
	339374X1	2	Lock Washer
	339169X1	2	Nut Metric
42	339814X1	2	Screw Metric
	339025X1	4	Washer Metric
	339376X1	2	Lock Washer
	339402X1	2	Nut Metric
43	905600M1	1	Strap

**PRISE D'AIR TOURNANTE ET RADIATEUR
 ROTIERENDER ANSAUGKORB UND KÜHLER
 RADIADOR Y TOMA DE AIRE GIRATORIA
 ROTATING AIR INTAKE AND RADIATOR**



AGCO Corporation
Parts List Report

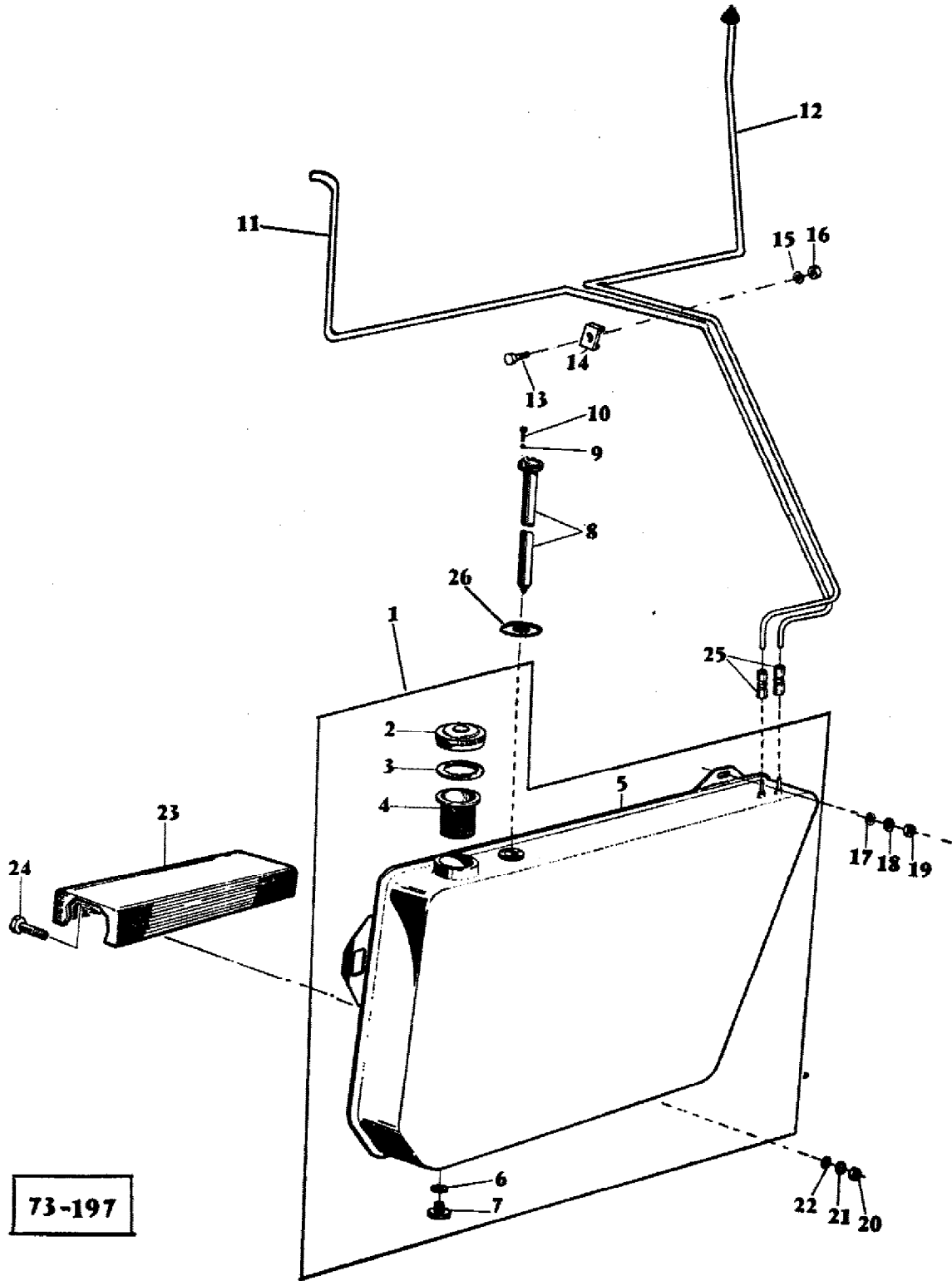
Massey Ferguson (Europe)
MF 487 COMBINE
Page 140 - ROTATING AIR INTAKE

Item	Part Number	Qty	Part Description	Comments
1	621866M92	1	Intake	
2	391057X1	1	Bearing Ball	
3	414996M1	1	Washer	
4	391237X1	1	Nut Metric	
5	609761M1	1	Anglepiece	
6	339123X1	2	Screw Metric	
	390972X1	4	Washer Metric	
	339374X1	2	Lock Washer	
	339169X1	2	Nut Metric	
7	339123X1	6	Screw Metric	
	339761X1	2	Screw Metric	
8	416328M1	1	Joint	
9	339024X1	16	Washer Metric	
10	339374X1	8	Lock Washer	
11	339169X1	8	Nut Metric	
12	339376X1	4	Lock Washer	
13	339402X1	4	Nut Metric	
14		1	Radiator	(A)
15	416328M1	1	Joint	
16	414997M1	1	Shroud	
17	414998M1	1	Joint	
18	416114M92	1	Axle	
19	609779M1	X	Washer	
20	391057X1	1	Bearing Ball	
21	609762M1	1	Cowl	

(A)

See Page/Reference Number 144

RÉSERVOIR A CARBURANT ET TUYAUTERIES
KRAFTSTOFFBEHÄLTER UND LEITUNGEN
DEPOSITO Y TUBOS DEL COMBUSTIBLE
FUEL TANK AND FUEL LINES



73-197

AGCO Corporation
Parts List Report

Massey Ferguson (Europe)

MF 487 COMBINE

Page 143 - FUEL TANK AND FUEL LINES

Item	Part Number	Qty	Part Description	Comments
1	621228M91	1	Tank	
2	322507M2	1	Cap	
3	1700180M1	1	Gasket	
4	411674M1	1	Fuel Filter	
5		1	Tank	Not Serviced, Order NO. 1
6	390839X1	1	Washer	
7	339687X1	1	Plug	
8	418792M1	1	Gauge	(C)
	916159M1	1	Gauge	(D)
9	339381X1	5	Lock Washer	
10	339721X1	5	Screw Metric	
11	1720922M1	1	Pipe	(A)
	916497M2	1	Tube	(B)
12	609844M91	1	Pipe	(A)
	916209M91	1	Tube	(B)
13	339113X1	2	Screw Metric	
14	1441001X1	2	Strap	
15	339382X1	2	Lock Washer	
16	339111X1	2	Nut	
17	339534X1	1	Washer Metric	
18	339376X1	1	Lock Washer	
19	339402X1	1	Nut Metric	
20	339169X1	4	Nut Metric	
21	339374X1	4	Lock Washer	
22	391166X1	2	Washer Metric	
23	1720930M1	1	Plate	
24	339123X1	2	Screw Metric	
25	413911M1	2	Connection	
26	189605M2	1	Gasket	

(A)
Up to Serial or Engine Number 37503
Up to Serial or Engine Number R1337502

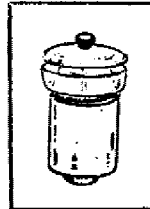
(B)
From Serial or Engine Number 37504
From Serial or Engine Number R1337503

(C)
From Serial or Engine Number 37759
From Serial or Engine Number R1337502

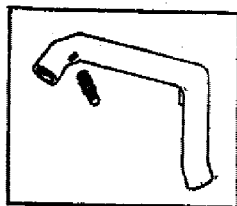
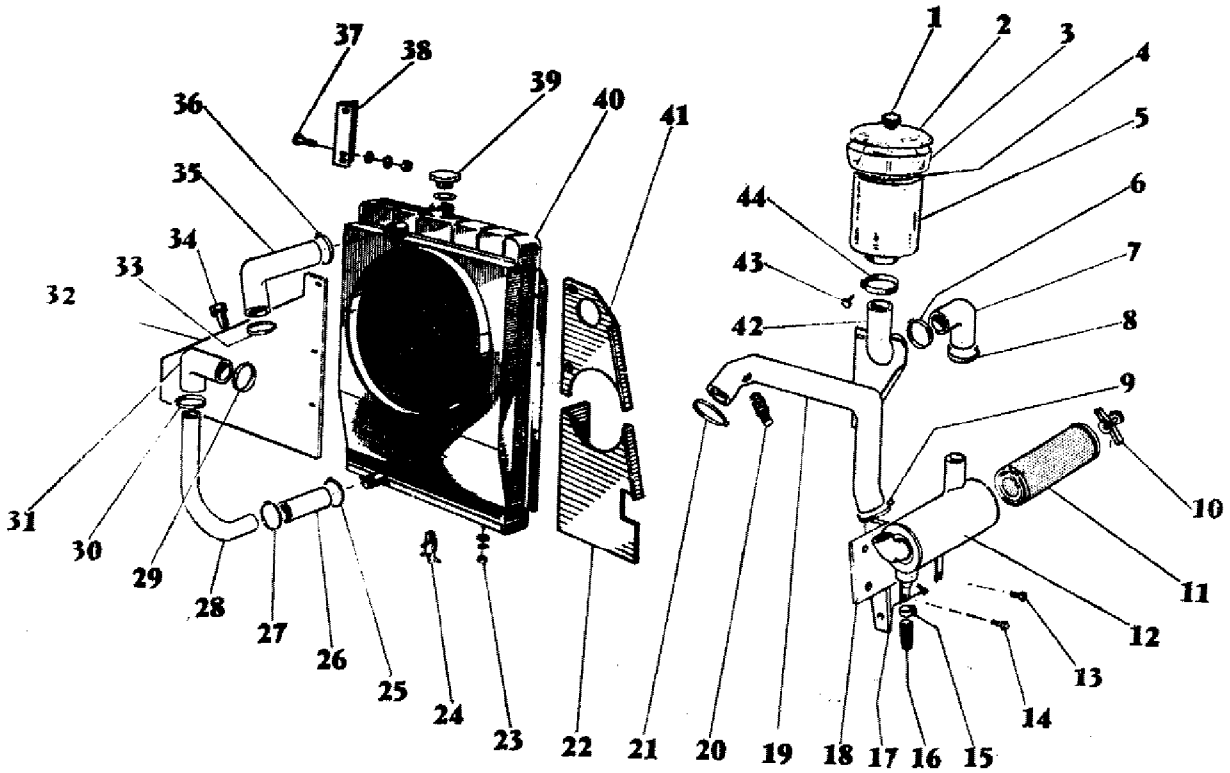
(D)

From Serial or Engine Number 37760

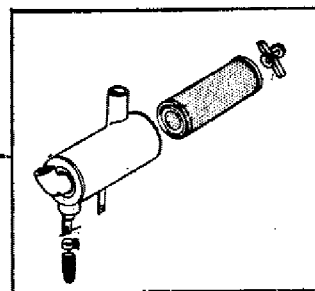
RADIATEUR
KÜHLER
RADIADOR
RADIATOR



45



46



47

73 - 198

AGCO Corporation
Parts List Report

Massey Ferguson (Europe)
MF 487 COMBINE
Page 144 - RADIATOR

Item	Part Number	Qty	Part Description	Comments
1	1804691M1	1	Nut	
2	1804690M1	1	Cap	
3	1804689M1	1	Sleeve	
4	1805179M1	1	Bag	
5	1805178M1	1	Body	
6	364128X1	1	Clamp	
7	621354M1	1	Tube	
8	364128X1	1	Clamp	
9	364127X1	1	Clamp	
10	1026132M92	1	Fastener	(A)
	1805046M1	1	Fastener	(B)
11	1035408M91	1	Cartridge	(A)
	1806688M2	1	Cartridge	(B)
12	516410M95	1	Filter	(A)
	1806689M1	1	Filter	(B)
13	353518X1	1	Screw Unf	
	353446X1	1	Lock Washer	
	353916X1	1	Nut Unf	
14	353517X1	1	Screw Unf	
	353446X1	1	Lock Washer	
	353916X1	1	Nut Unf	
15	365571X1	1	Clip	(A)
	1806089M1	1	Collar	(B)
16	513681M1	1	Unloader	(A)
	1805629M1	1	Bowl	(B)
17	335547X1	2	Bolt	(B)
	355547X1	1	Plug	(A)
18	621358M91	1	Bearer	
19		1		Not Serviced, Order NO. 46
20	963028M2	1	Valve	
21	364127X1	1	Clamp	
22	621799M91	1	Panel	
23	339402X1	2	Nut Metric	
	339376X1	2	Lock Washer	
	339534X1	2	Washer Metric	
24		1	Cock	(H-D)
	786505M1	1	Cock	(I)
25	338616X1	1	Hose Clip	
26	1720562M1	1	Elbow	

27	338616X1	1	Hose Clip	
28	1720683M1	1	Tube	
29	338616X1	1	Hose Clip	
30	338616X1	1	Hose Clip	
31	414135M1	1	Elbow	
32	621775M1	1	Panel	
33	338616X1	1	Hose Clip	
34	353501X1	3	Screw Unf	
	353441X1	3	Lock Washer	
	353918X1	3	Nut Unf	
35	1720563M2	1	Elbow	
36	338616X1	1	Hose Clip	
37	390379X1	2	Bolt Metric	
	339024X1	2	Washer Metric	
	339374X1	2	Lock Washer	
	339169X1	1	Nut Metric	
38	418240M1	1	Anglepiece	
39		1	Plug	(I-D)
		1	Joint	(I-D)
	411552M1	1	Cap	(H)
	411553M1	1	Joint	(H)
40	905307M1	1	Radiator	
41	621776M1	1	Panel	
42		1	Tube	(E)
43	339337X1	1	Screw Metric	
	339169X1	1	Nut Metric	
44	609690M1	1	Collar	
45	911188M2	1	Cleaner	
46	621370M91	1	Elbow	
47	906306M92	1	Filter	(F-C)
	908945M93	1	Filter	(G-C)
				(A)
				WITH 906306M92
				(B)
				WITH 908945M91
				(C)
				Alternative
				(D)
				Not Serviced, Order NO. 40
				(E)
				IN 621379M92, REF. 12, PAGE 295
				(F)
				UNITED SPECIALTIES
				(G)
				LAUTRETTE TYPE
				(H)

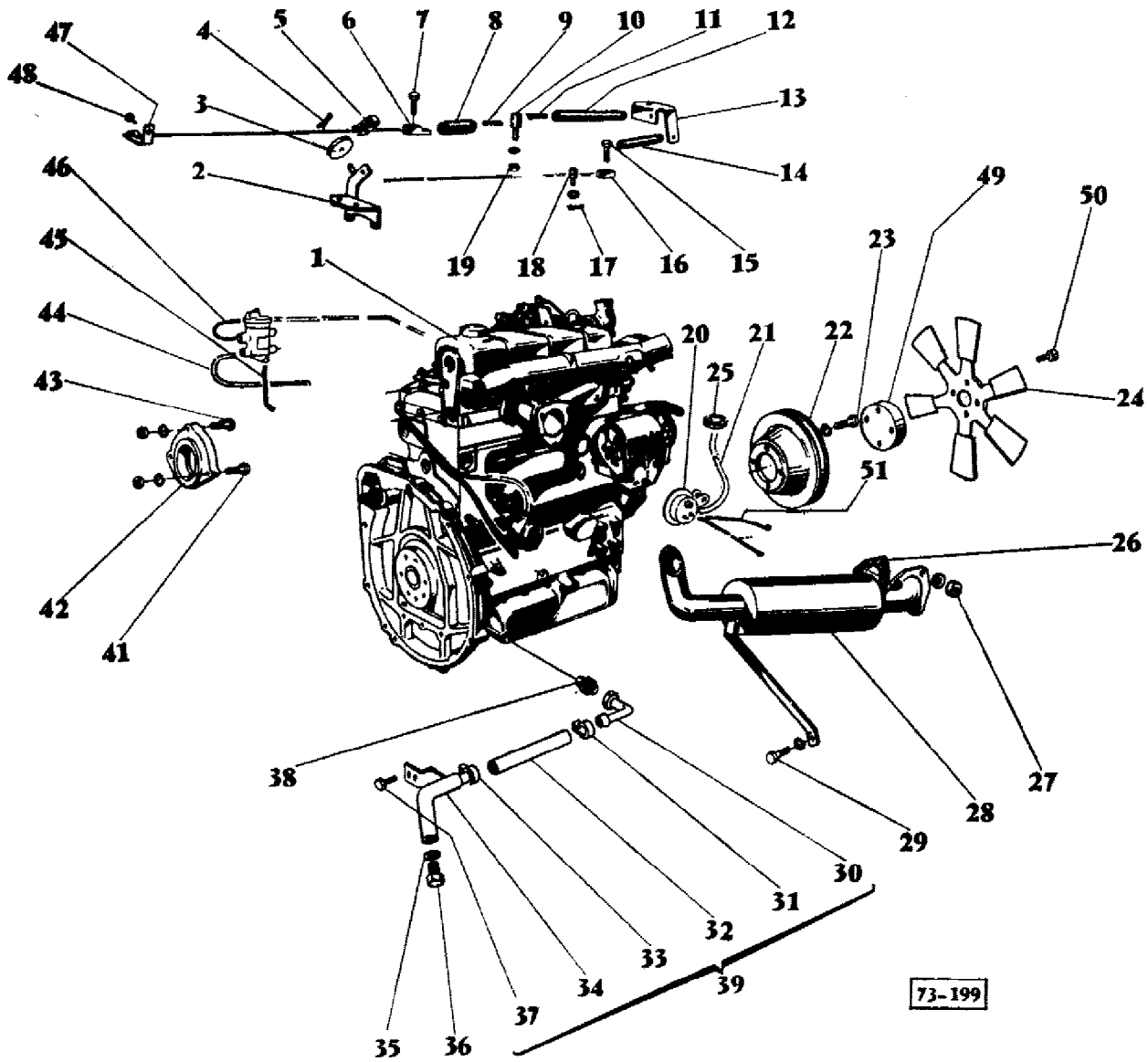
Up to Serial or Engine Number 37617

Up to Serial or Engine Number R1337502

(I)

From Serial or Engine Number 37618

MOTEUR
MOTOR
MOTOR
ENGINE



AGCO Corporation
Parts List Report

Massey Ferguson (Europe)
MF 487 COMBINE
Page 148 - ENGINE

Item	Part Number	Qty	Part Description	Comments
1	1603926M91	1	Engine	
2	412194M91	1	Bracket	
3	401642M1	1	Roller	
4	390445X1	1	Pin	
5	401643M1	1	Guide	
6	403573M1	1	Clip	
7	339160X1	1	Screw	
8	1706116M1	1	Spring	
9	339076X1	1	Pin	
10	403571M1	1	Trunnion	
11	339076X1	1	Pin	
12	1706117M1	1	Spring	
13	414101M1	1	Bracket	
14	731588M1	1	Spring	
15	339160X1	1	Screw	
16	413007M1	1	Pliers	
17	339851X1	1	Pin	
	390469X1	1	Washer Metric	
18	412325M1	1	Pin	
19	339030X1	1	Nut Metric	
	339375X1	1	Lock Washer	
20	963015M3	1	Vacuometer	
21	609791M1	1	Tube	
22	418897M1	1	Pulley	
23	354261X1	4	Bolt Unc	
	353434X1	4	Lock Washer	
24	740128M91	1	Fan	
25	1441294X1	1	Clamp	
26	414379M1	1	Gasket	
27	353431X1	3	Nut Unf	
	353434X1	3	Lock Washer	
28	1720776M93	1	Silencer	
29	353540X1	1	Screw Unf	
	391388X1	1	Washer Metric	
	353434X1	1	Lock Washer	
	361089X1	1	Shim	
30	414531M1	1	Elbow	
31	391087X1	1	Clip	
32	1723648M1	1	Pipe	

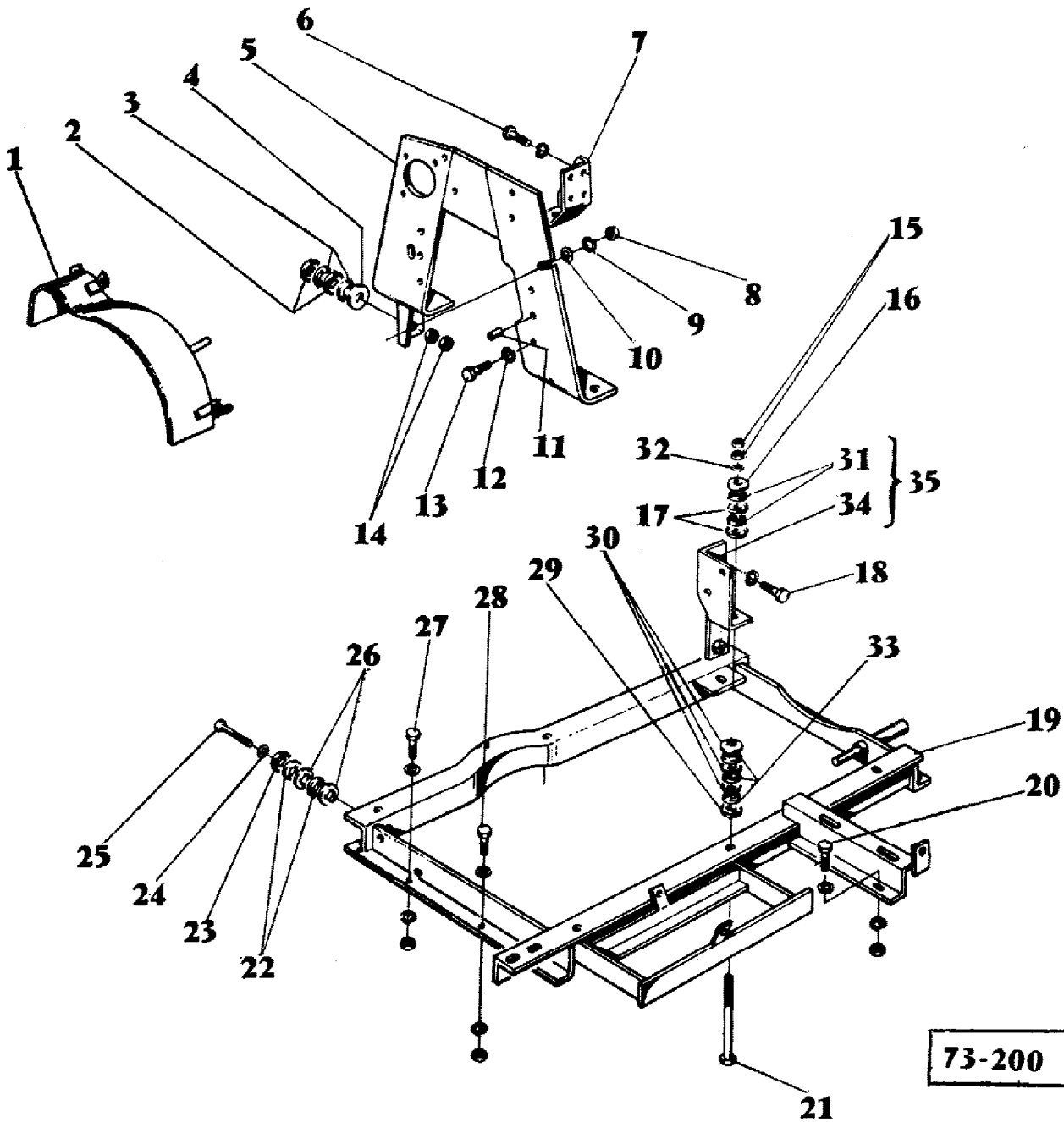
33	391087X1	1	Clip	
34	916807M91	1	Elbow	(D)
	609741M91	1	Elbow	(C)
	916207M91	1	Stub	(F)
35	826001M1	1	Washer	
36	390820X1	1	Plug	
37	339123X1	2	Screw Metric	
	339374X1	2	Lock Washer	
	339169X1	2	Nut Metric	
38	414108M2	1	Plug	
39	609711M92	1	Parts Pack	(C)
41	353547X1	3	Screw	(B)
	353549X1	2	Bolt Unf	
	353434X1	2	Lock Washer	
	353434X1	3	Lock Washer	(B)
	353431X1	2	Nut Unf	
	353431X1	3	Nut Unf	(B)
42	906387M1	1	Plate	(E)
43	353551X1	1	Bolt Unf	
	353434X1	1	Lock Washer	
	353431X	1	Nut	
44	609955M91	1	Tube	
45	621066M91	1	Fastener	
	327132M1	1	Clip	
46	621735M91	1	Tube	
47	621978M1	1	Clamp	
48	339112X1	1	Screw Metric	
	339382X1	1	Lock Washer	
	339111X1	1	Nut	
49	736519M1	1	Spacer	
50	353521X1	4	Bolt Unf	
	731398M1	2	Plate	
51	911842M1	1	Wire	(A)

(A)
GERMANY - UK
(B)
U.K. ONLY
(C)
Up to Serial or Engine Number 37503
Up to Serial or Engine Number R1337502
(D)
From Serial or Engine Number 37504 - 38040
(E)
Up to Serial or Engine Number 37681
Up to Serial or Engine Number R1337502
(F)

From Serial or Engine Number 38041

**BÂTI DU MOTEUR
MOTORRAHMEN
BANCADA DEL MOTOR
FRAME ENGINE**

→ N° 37 503
→ N° R 13 375 02



73-200

AGCO Corporation
Parts List Report

Massey Ferguson (Europe)
MF 487 COMBINE
Page 152 - FRAME ENGINE

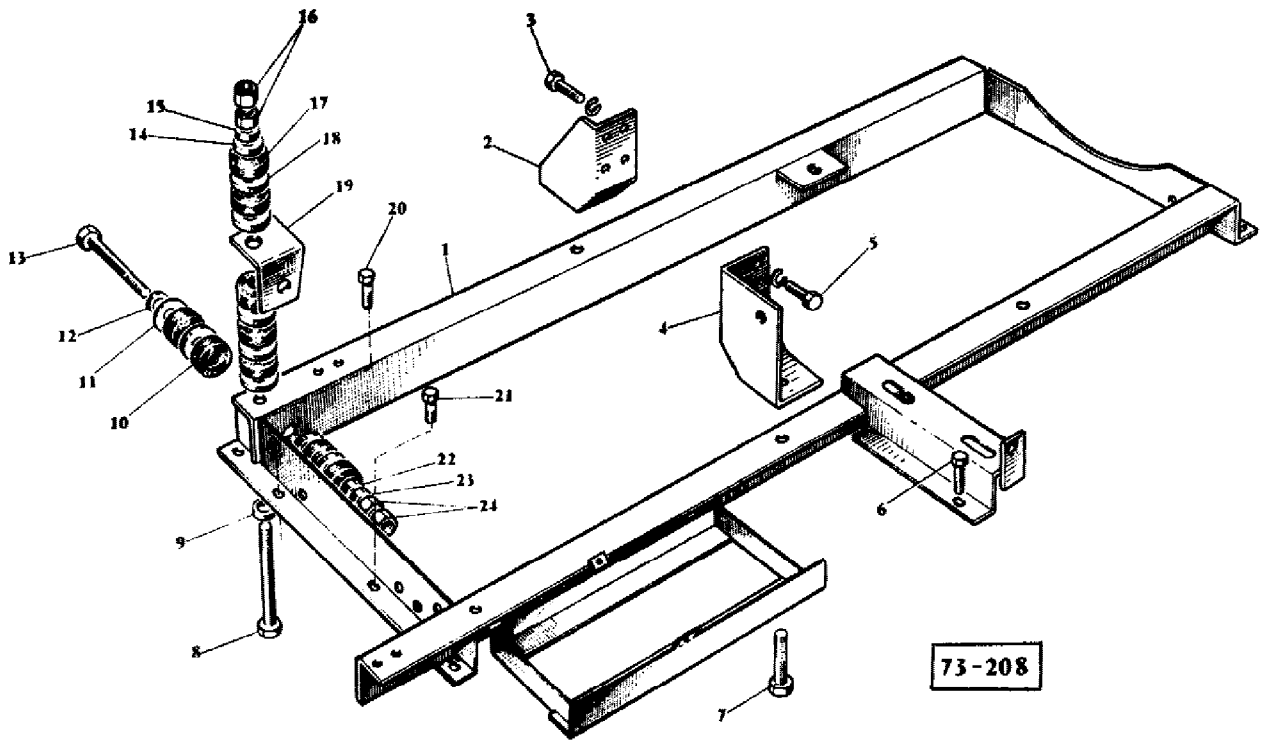
Item	Part Number	Qty	Part Description	Comments
				Up to Serial or Engine Number NO. 37503
				Up to Serial or Engine Number NO. R1337502
1	609710M92	1	Shield	
	1723505M93	1	Plate	(A)
	339761X1	1	Screw Metric	(A)
2	413628M1	2	Washer	
3	413627M1	2	Bumper	
4	413629M1	1	Washer	
5	1720681M91	1	Bearer	
6	353560X1	4	Screw Unf	
	353432X1	4	Lock Washer	
7	414143M91	1	Bracket	Right Hand
8	339169X1	1	Nut Metric	
	339169X1	2	Nut Metric	(A)
9	339374X1	1	Lock Washer	
	339374X1	2	Lock Washer	(A)
10	339024X1	1	Washer Metric	
11	414102M1	2	Dowel	
12	353434X1	7	Lock Washer	
13	353538X1	7	Screw Unf	
14	339054X1	8	Nut Metric	
15	339054X1	2	Nut Metric	
16	413629M1	2	Washer	
17	413628M1	4	Washer	
18	353560X1	4	Screw Unf	
	353432X1	4	Lock Washer	
19	1720692M92	1	Frame	
20	390379X1	2	Bolt Metric	
	391166X1	2	Washer Metric	
	339374X1	2	Lock Washer	
	339169X1	2	Nut Metric	
21	390913X1	4	Bolt	
22	413627M1	2	Bumper	
23	413629M1	2	Washer	
24	390650X1	1	Washer Metric	
25	390690X1	1	Bolt Metric	
26	413628M1	2	Washer	
27	339401X1	4	Screw Metric	
	339376X1	4	Lock Washer	

	339402X1	4	Nut Metric	
28	339451X1	4	Screw Metric	
	339376X1	4	Lock Washer	
	339402X1	4	Nut Metric	
29	413629M1	5	Washer	
30	413628M1	15	Washer	
31	413627M1	4	Bumper	
32	390650X1	2	Washer Metric	
33	413627M1	15	Bumper	
34		1		Not Serviced, Order NO. 35
35	1721671M93	1	Bearer	

(A)
U.K. ONLY

**BÂTI DU MOTEUR
MOTORRAHMEN
BANCADA DEL MOTOR
FRAME ENGINE**

N° 37 504 →
N° R 13 375 03 →



AGCO Corporation
Parts List Report

Massey Ferguson (Europe)
MF 487 COMBINE
Page 155 - FRAME ENGINE

Item	Part Number	Qty	Part Description	Comments
				From Serial or Engine Number NO. 37504
				From Serial or Engine Number NO. R1337503
1	916212M91	1	Bearer	
2	414143M91	1	Bracket	
3	353560X1	4	Screw Unf	
	353432X1	4	Lock Washer	
4	1721671M94	1	Bearer	
5	353560X1	4	Screw Unf	
	353432X1	4	Lock Washer	
6	390379X1	2	Bolt Metric	
	391166X1	2	Washer Metric	
	339374X1	2	Lock Washer	
	339169X1	2	Nut Metric	
7	390913X1	3	Bolt	
	413627M1	15	Bumper	
	413628M1	15	Washer	
	413629M1	6	Washer	
	390650X1	3	Washer Metric	
	339054X1	6	Nut Metric	
8	391885X1	1	Bolt Metric	
9	413629M1	1	Washer	
10	413627M1	4	Bumper	
11	413628M1	4	Washer	
12	413629M1	1	Washer	
13	339484X1	1	Bolt Metric	
14	390650X1	1	Washer Metric	
15	413629M1	1	Washer	
16	339054X1	2	Nut Metric	
17	413627M1	5	Bumper	
18	413628M1	5	Washer	
19	916203M1	1	Bearer	
20	339401X1	4	Screw Metric	
	339534X1	4	Washer Metric	
	339376X1	4	Lock Washer	
	339402X1	4	Nut Metric	
21	339451X1	4	Screw Metric	
	339534X1	4	Washer Metric	
	339376X1	4	Lock Washer	
	339402X1	4	Nut Metric	

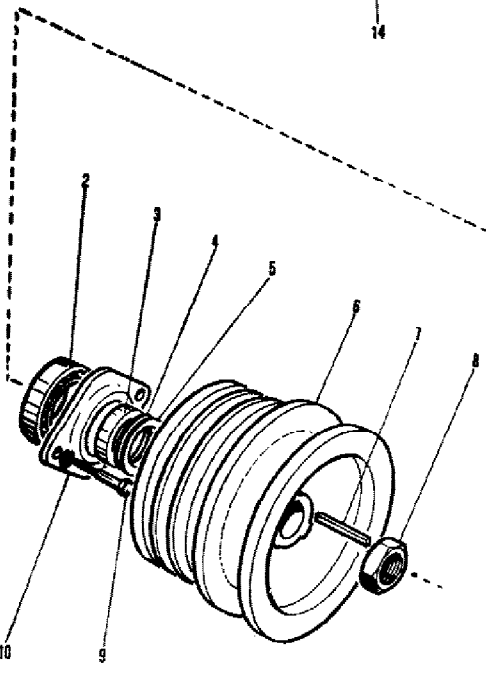
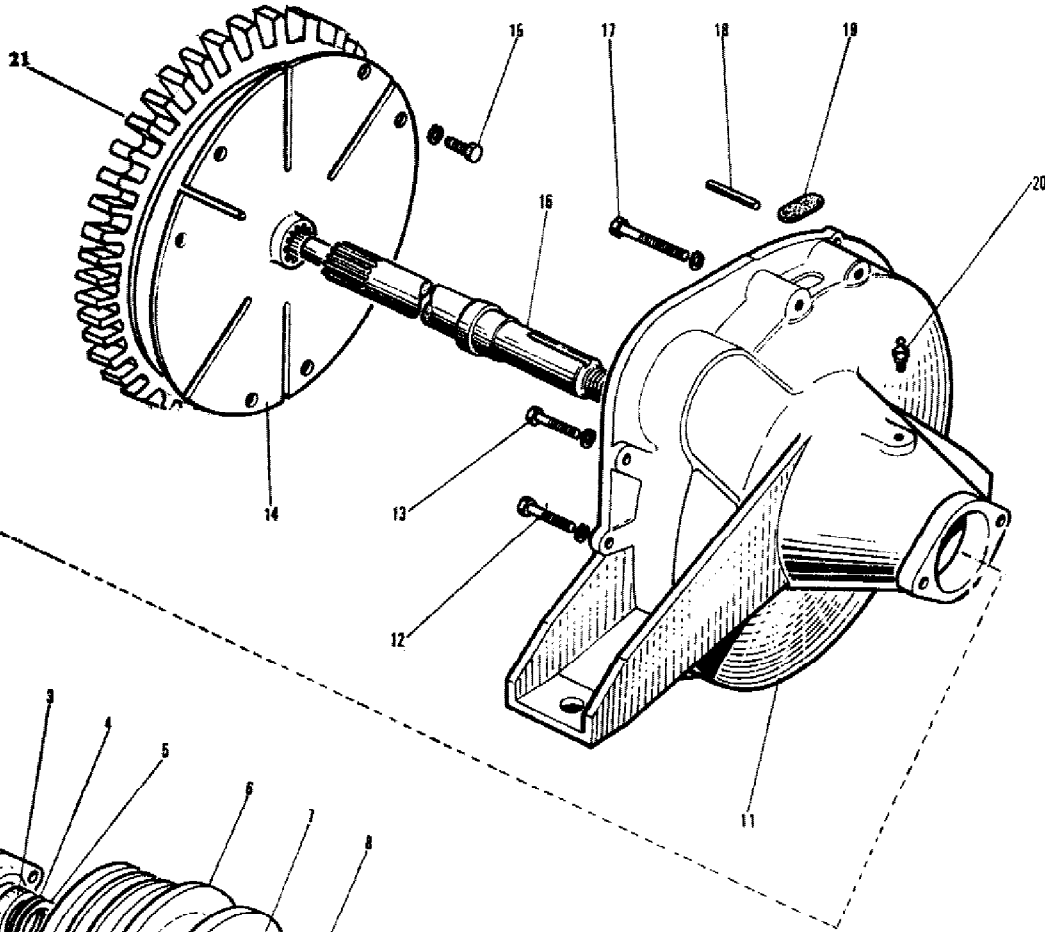
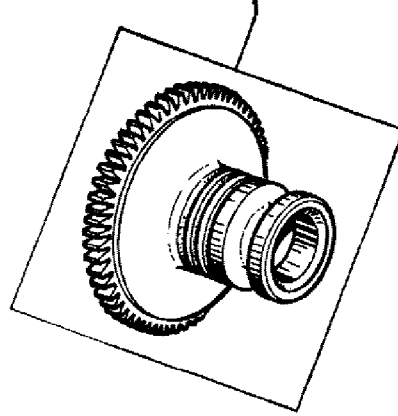
22	390650X1	1	Washer Metric
23	413629M1	1	Washer
24	339054X1	2	Nut Metric

ARBRE DE SORTIE DU MOTEUR
 MOTOR-ZAPFWELLE
 EJE DE SALIDA DEL MOTOR
 ENGIN POWER OUT PUT SHAFT

N° 37 504 →
 N° R 13 375 03 →

POULIE DU MOTEUR
 MOTOR-RIEMENSCHIEBE
 POLEA DEL MOTOR
 ENGINE PULLEY

→ N° 37 503
 → N° R 13 375 02



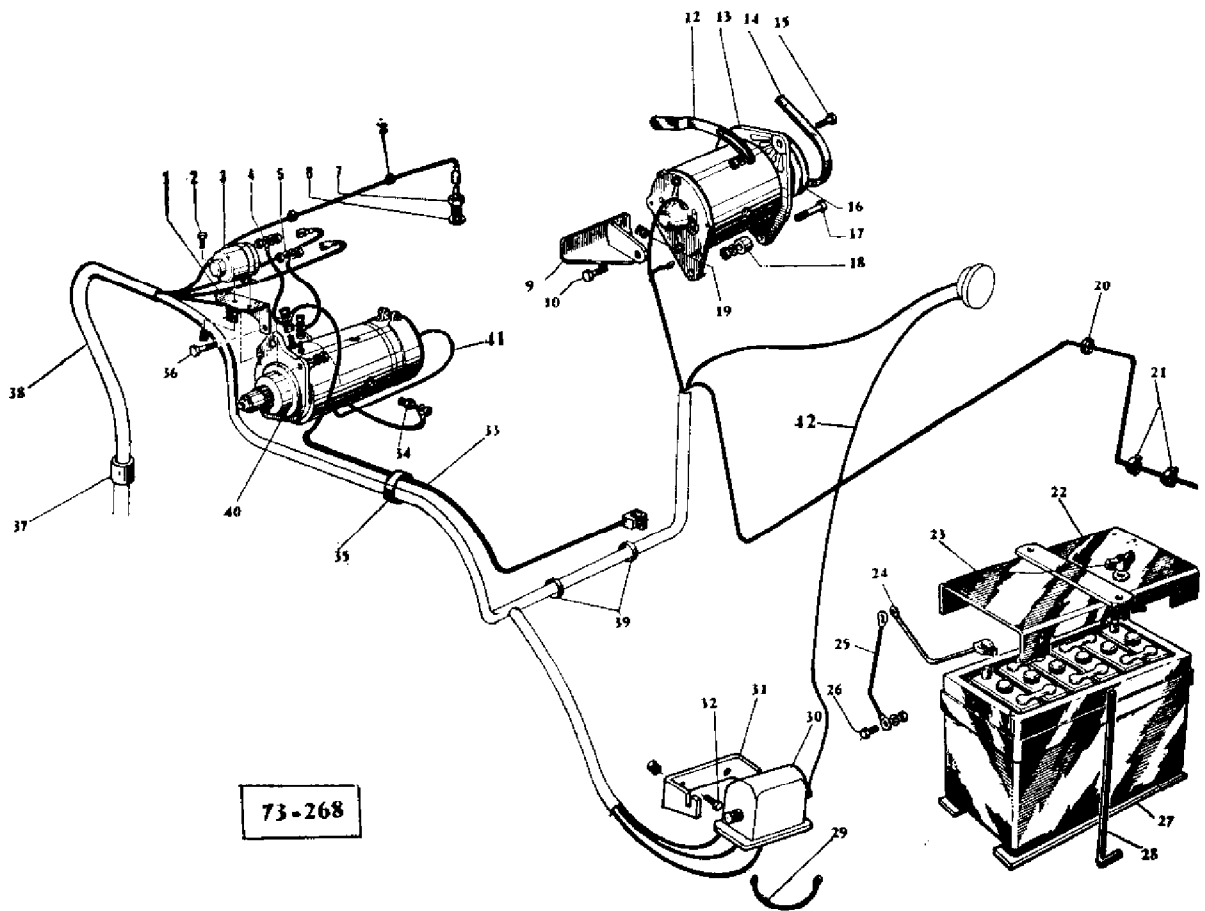
73-246

AGCO Corporation
Parts List Report

Massey Ferguson (Europe)
MF 487 COMBINE
Page 156 - ENGINE PULLEY

Item	Part Number	Qty	Part Description	Comments
				Up to Serial or Engine Number 37503 Up to Serial or Engine Number R1337502
1	621338M91	1	Pulley	
	621329M1	1	Pulley	
	731988M1	1	Annular Gear	
				ENGINE POWER OUT PUT SHAFT From Serial or Engine Number 37504 From Serial or Engine Number R1337503
2	833647M1	1	Bearing	
3	606852M1	1	Bush	
4	832533M1	X	Shim	0.31"
5	832534M1	X	Shim	0.62"
6	916210M1	1	Pulley	
7	338610X1	1	Key	
8	913922M1	1	Nut	
9	353681X1	2	Bolt Unc	
	353446X1	2	Lock Washer	
10	606851M1	1	Plug	
11	916211M1	1	Housing	
12	353710X1	5	Bolt Unc	
	353432X1	5	Lock Washer	
13	353699X1	1	Screw Unc	
	353432X1	1	Lock Washer	
14	230925M91	1	Disc	
15	203028M1	6	Screw	
	353434X1	6	Lock Washer	
16	619852M2	1	Shaft	
17	354632X1	2	Bolt Unc	
	353434X1	2	Lock Washer	
18	832253M1	2	Pin	
19	732902M1	1	Plug	
20	365572X1	1	Nipple	
21		1	Ring	(A) (A)
				SEE ENGINE PARTS BOOK

ÉQUIPEMENT ÉLECTRIQUE
ELEKTRISCHE ANLAGE
EQUIPO ELECTRICO
ELECTRICAL EQUIPMENT } **LUCAS**



AGCO Corporation
Parts List Report

Massey Ferguson (Europe)

MF 487 COMBINE

Page 159 - ELECTRICAL EQUIPMENT - LUCAS

Item	Part Number	Qty	Part Description	Comments
				LUCAS
1	418939M1	1	Support	(C)
2	339721X1	2	Screw Metric	(C)
	339381X1	2	Lock Washer	(C)
	1440340X1	2	Nut Metric	(C)
3	1853185M91	1	Switch	(C)
4	414543M1	1	Cable	(C)
5	414544M1	1	Cable	(C)
6	1440997X1	1	Ring	
7	418730M1	1	Thermometer	(F)
	963418M1	1	Thermometer	(E)
8	656447M1	2	Collar	
9	735300M1	1	Bearer	
10	353527X1	1	Screw	
	353755X1	1	Washer	
	353446X1	1	Lock Washer	
	355618X1	X	Washer	
	353916X1	1	Nut Unf	
12	960960M1	1	Lever	
13	897104M92	1	Dynamo	
14	619192M2	1	Belt	
15	353680X1	1	Screw Unc	
	353446X1	1	Lock Washer	
16	960028M1	1	Pulley	
17	353523X1	1	Bolt Unf	
	353755X1	1	Washer	
	353446X1	1	Lock Washer	
	355618X1	X	Washer	
	353916X1	1	Nut Unf	
18	960959M1	1	Spacer	
19	353518X1	2	Screw Unf	
	353755X1	2	Washer	
	353446X1	2	Lock Washer	
20	950218M1	1	Clip	
21	405912M1	2	Clamp	
22	413710M91	1	Cover	
	1603623M1	1	Plate	
23	339588X1	2	Washer	
	339722X1	2	Nut	

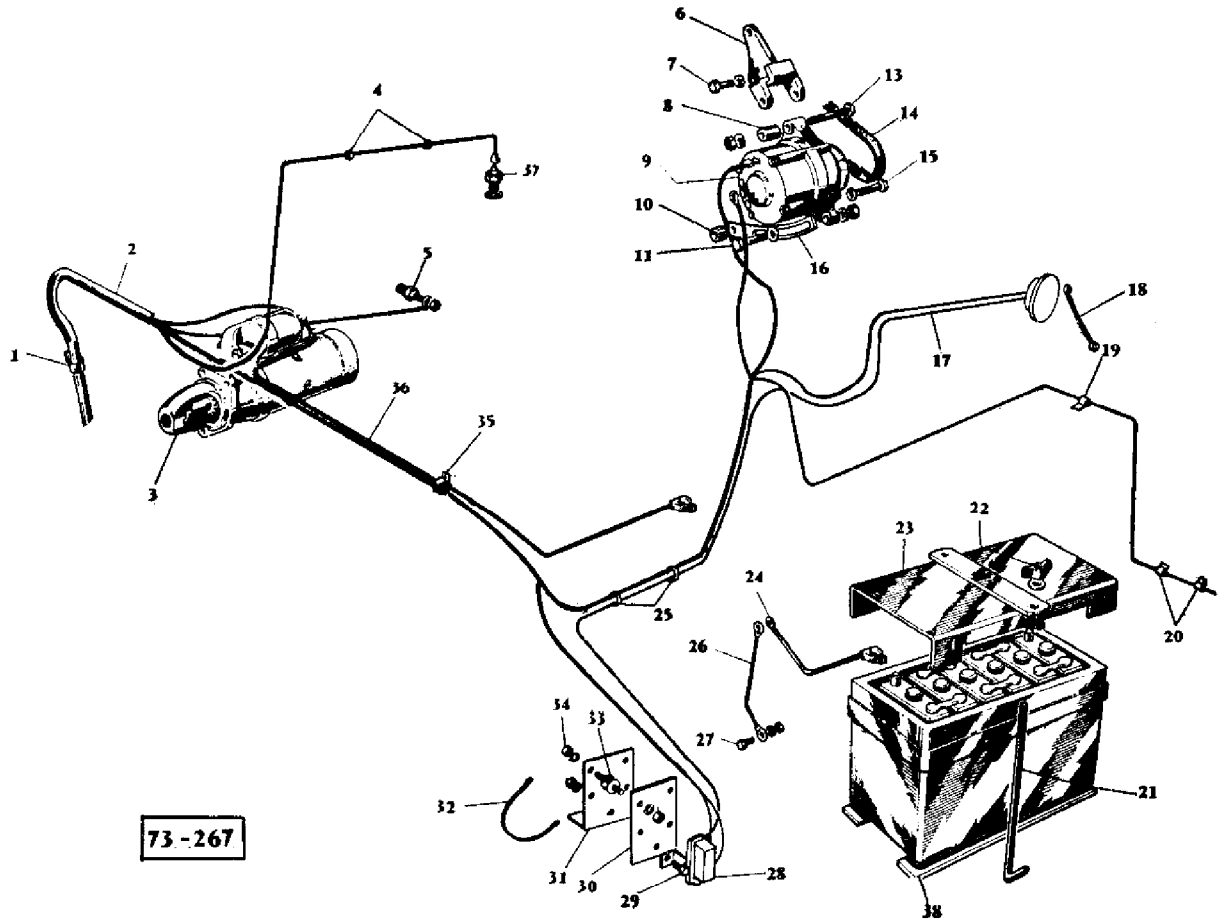
24	916929M1	1	Cable	
25	418940M1	1	Cable	
26	339124X1	1	Screw Metric	
	339374X1	1	Lock Washer	
	339169X1	1	Nut Metric	
27	413716M1	2	Band	
28	1721834M1	2	Hook	
29	414173M1	1	Cable	
30	894835M1	1	Control Box	
31	967510M1	1	Bearer	
32	353503X1	2	Screw Unf	
	16381X	2	Washer	
	353918X1	2	Nut Unf	
33	621067M1	1	Cable	
34	403065M1	1	Switch	(F)
	916706M1	1	Switch	(E)
35	327289M2	1	Strap	
36	353547X1	3	Screw	(C)
	353542X1	3	Bolt Unf	(D)
	353434X1	3	Lock Washer	
	353431X1	3	Nut Unf	
37	968429M1	2	Fastener	
38	1720872M1	1	Harness	(C)
	916200M1	1	Harness	(D)
	916164M1	1	Harness	(E)
39	656447M1	2	Collar	
40	881185M1	1	Startermotor	(A)
	881185M2	1	Startermotor	(B)
	1860093M1	1	Startermotor	(D)
41	969112M1	1	Cable	(D)
42	619832M1	1	Wire	(D)

(A)
From Serial or Engine Number 37646 - 37681
Up to Serial or Engine Number R1337502
(B)
From Serial or Engine Number 37504 - 37645
From Serial or Engine Number R1337503
(C)
Up to Serial or Engine Number 37681
Up to Serial or Engine Number R1337502
(D)
From Serial or Engine Number 37682
(E)
From Serial or Engine Number 37760
(F)
Up to Serial or Engine Number 37759

Up to Serial or Engine Number R1337502

ÉQUIPEMENT ÉLECTRIQUE
ELEKTRISCHE ANLAGE
EQUIPO ELECTRICO
ELECTRICAL EQUIPMENT

PARIS-RHÔNE



AGCO Corporation
Parts List Report

Massey Ferguson (Europe)

MF 487 COMBINE

Page 163 - ELECTRICAL EQUIPMENT - PARIS-RHONE

Item	Part Number	Qty	Part Description	Comments
1	968429M1	1	Fastener	
2	609936M1	1	Harness	(C)
	916199M1	1	Harness	(D)
	916163M1	1	Harness	(E)
3	964260M1	1	Startermotor	
4	656447M1	4	Collar	
5	403065M1	1	Switch	(F)
	916706M1	1	Switch	(E)
6	906019M91	1	Bracket	
7	1650486M1	1	Washer	
	353546X1	1	Screw	
8	906060M1	1	Spacer	
9	908487M2	1	Alternator	
10	731981M1	1	Spacer	
11	353521X1	1	Bolt Unf	
	353755X1	1	Washer	
	353446X1	1	Lock Washer	
	353916X1	1	Nut Unf	
13	390122X1	1	Bolt Metric	
	339376X1	1	Lock Washer	
	339402X1	1	Nut Metric	
14	619192M1	1	Belt	
15	353535X1	1	Bolt Unf	
	353755X1	1	Washer	
16	609817M91	1	Lever	
17	609954M1	1	Wire	(A)
18	911842M1	1	Cable	(B)
19	950218M1	1	Clip	
20	405912M1	2	Clamp	
21	1723834M1	2	Stem	
22	339722X1	2	Nut	
	339588X1	2	Washer	
23	413710M91	1	Cover	
	1603623M1	1	Plate	
24	916929M1	1	Cable	
25	656447M1	2	Collar	
26	418940M1	1	Cable	

27	339124X1	1	Screw Metric
	339374X1	1	Lock Washer
	339169X1	1	Nut Metric
28	906056M1	1	Regulator
29	353502X1	2	Screw Unf
	16381X1	2	Washer
	353918X1	2	Nut Unf
30	609716M1	1	Plate
31	609935M1	1	Bearer
32	414543M1	1	Cable
33	609715M1	3	Vibration Mount
34	339030X1	6	Nut Metric
	339375X1	6	Lock Washer
35	327289M2	1	Strap
36	621484M1	1	Cable
37	418730M1	1	Thermometer
	963418M1	1	Thermometer
	1440997X1	1	Ring
38	413716M1	2	Band

(A)

WITH LIGHTING "FRANCE"

(B)

WITH LIGHTING "FRANCE" OR U.K.

(C)

Up to Serial or Engine Number 37503

Up to Serial or Engine Number R1337502

(D)

From Serial or Engine Number 37504 - 37759

From Serial or Engine Number R1337503

(E)

From Serial or Engine Number 37760

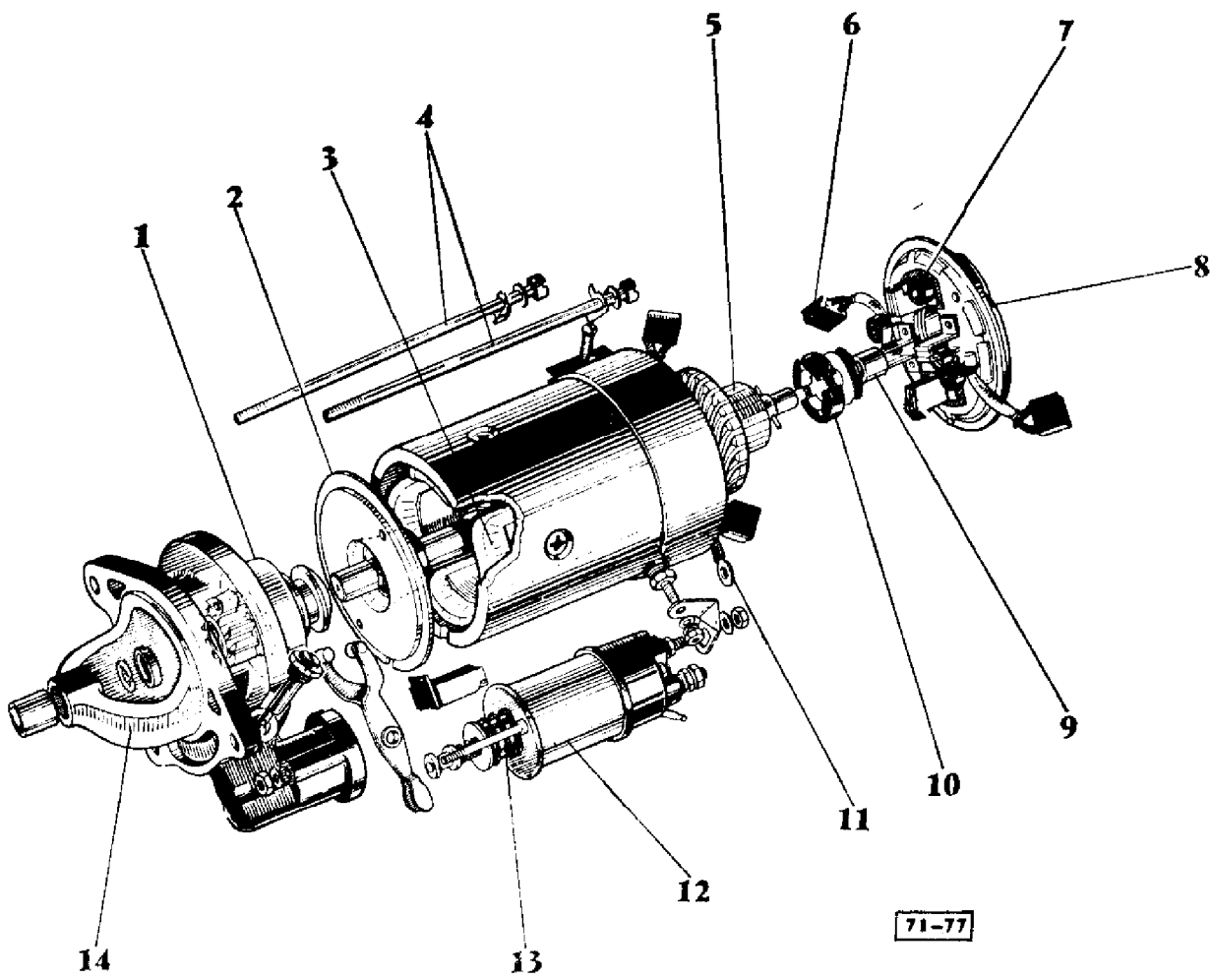
(F)

Up to Serial or Engine Number 37759

Up to Serial or Engine Number 1337502

DÉMARREUR
ANLASSER
MOTOR DE ARRANQUE
STARTER

LUCAS
1 860 093 M1



AGCO Corporation
Parts List Report

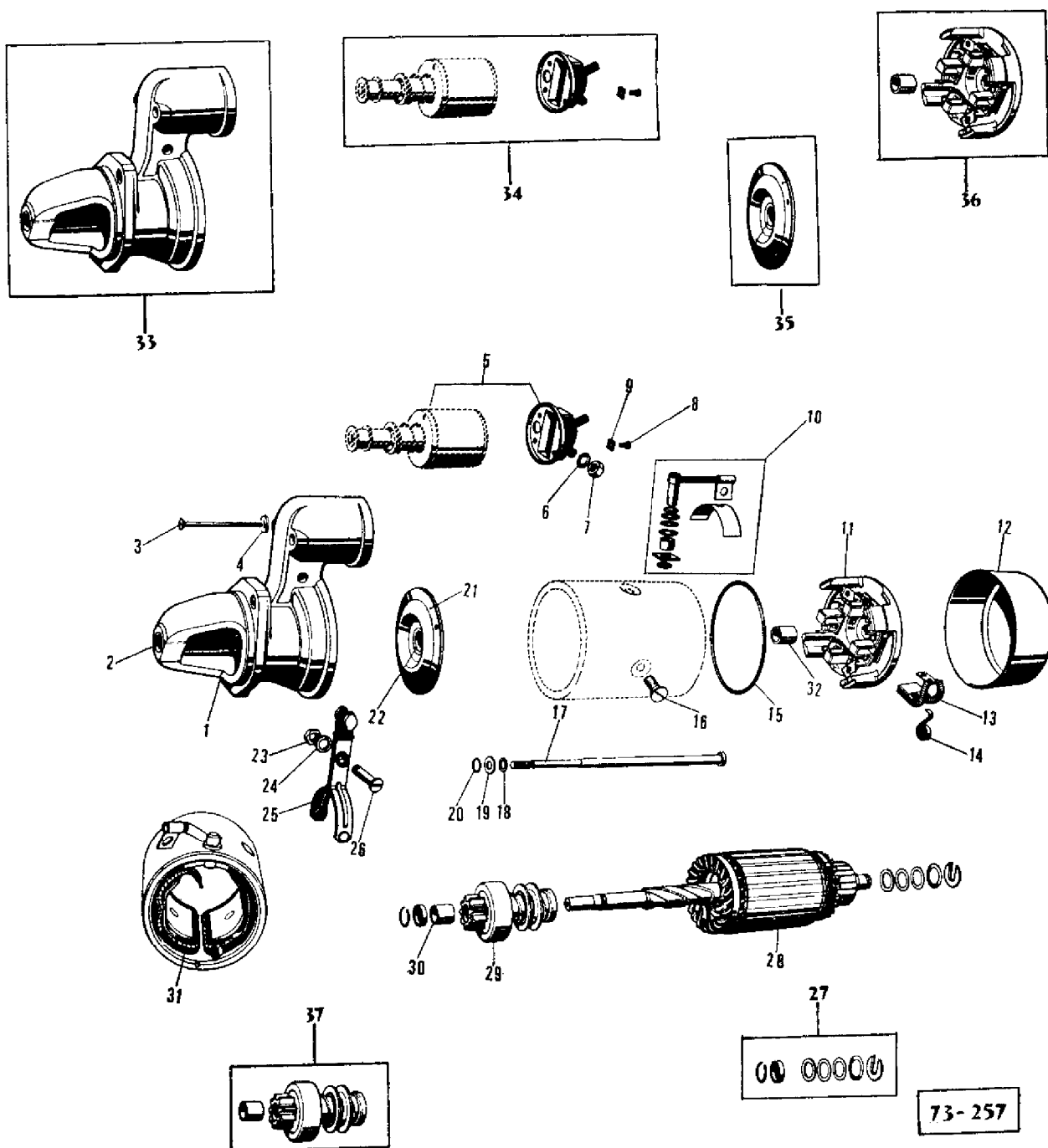
Massey Ferguson (Europe)

MF 487 COMBINE

Page 164 - STARTER - LUCAS 1860093M1

Item	Part Number	Qty	Part Description	Comments
				LUCAS 1860093M1
1	1805995M1	1	Thrower	
2	1805998M1	1	Bracket	
3	1805996M1	1	Inductor	
4	1806010M1	2	Bolt	
5	1805994M1	1	Armature	
6	1806001M1	1	Kit, Brush	
7	1805997M1	1	Plate	
	1805598M1	1	Spring	
8	1806009M1	1	Housing	
9	1806000M1	1	Brush	
10	1805999M1	1	Brake	
11	1806004M1	1	Link	
12	1806006M1	1	Solenoid	
	1807046M1	1	Housing	
	1806003M1	1	Kit, Seal	
13	1806226M1	1	Spring	
14	1806011M1	1	Bracket	

**DÉMARREUR
ANLASSER
MOTOR DE ARRANQUE
STARTER** } **BOSCH
964 260 M1**



AGCO Corporation
Parts List Report

Massey Ferguson (Europe)


MF 487 COMBINE

Page 167 - STARTER - BOSCH 964260M1

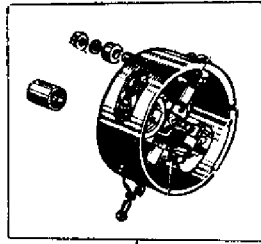
Item	Part Number	Qty	Part Description	Comments
				BOSCH 964260M1
1		1		Not Serviced, Order NO. 33
2	1805433M1	1	Bush	
3	1805464M1	2	Screw	
4	1805441M1	2	Washer	
5		1		Not Serviced, Order NO. 34
6	339376X1	2	Lock Washer	
7	1805465M1	2	Nut	
8	1805671M1	1	Screw	
9	1805672M1	1	Plate	
10	1805467M1	1	Kit, Repair	
11		1		Not Serviced, Order NO. 36
12	1805452M1	1	Cap	
13	1805450M1	1	Kit, Brush	
14	1805451M1	4	Spring	
15	1805453M1	1	Gasket	
16	1805431M1	4	Screw	
17	1805665M1	2	Screw	
18	1805441M1	2	Washer	
19	1805440M1	2	Washer	
20	1805666M1	2	Gasket	
21		1		Not Serviced, Order NO. 35
22	1805443M1	1	Bush	
23	1805437M1	1	Nut	
24	339374X1	1	Lock Washer	
25	1805434M1	1	Lever	
26	1805435M1	1	Bolt	
27	1805445M1	1	Kit, Repair	
28	1805444M1	1	Armature	
29		1		Not Serviced, Order NO. 37
30	1805447M1	1	Bearing	
31	1805430M1	1	Kit, Coil	
32	1805449M1	1	Bush	
33	1805688M1	1	Bracket	
34	1805670M91	1	Solenoid	
35	1805442M91	1	Bearing Carrier	
36	1805448M91	1	Bearing Carrier	
37	1805667M91	1	Drive	

**DÉMARREUR
ANLASSER
MOTOR DE ARRANQUE
STARTER**

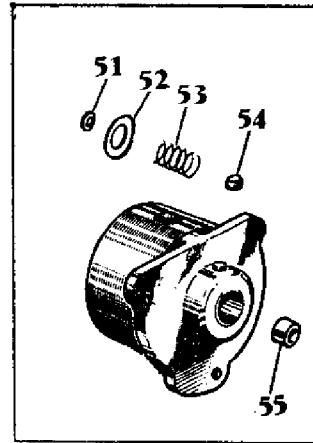
**C.A.V.
881 185 M1 CA 45 D 12-51
881 185 M2 CA 45 F 12-51**



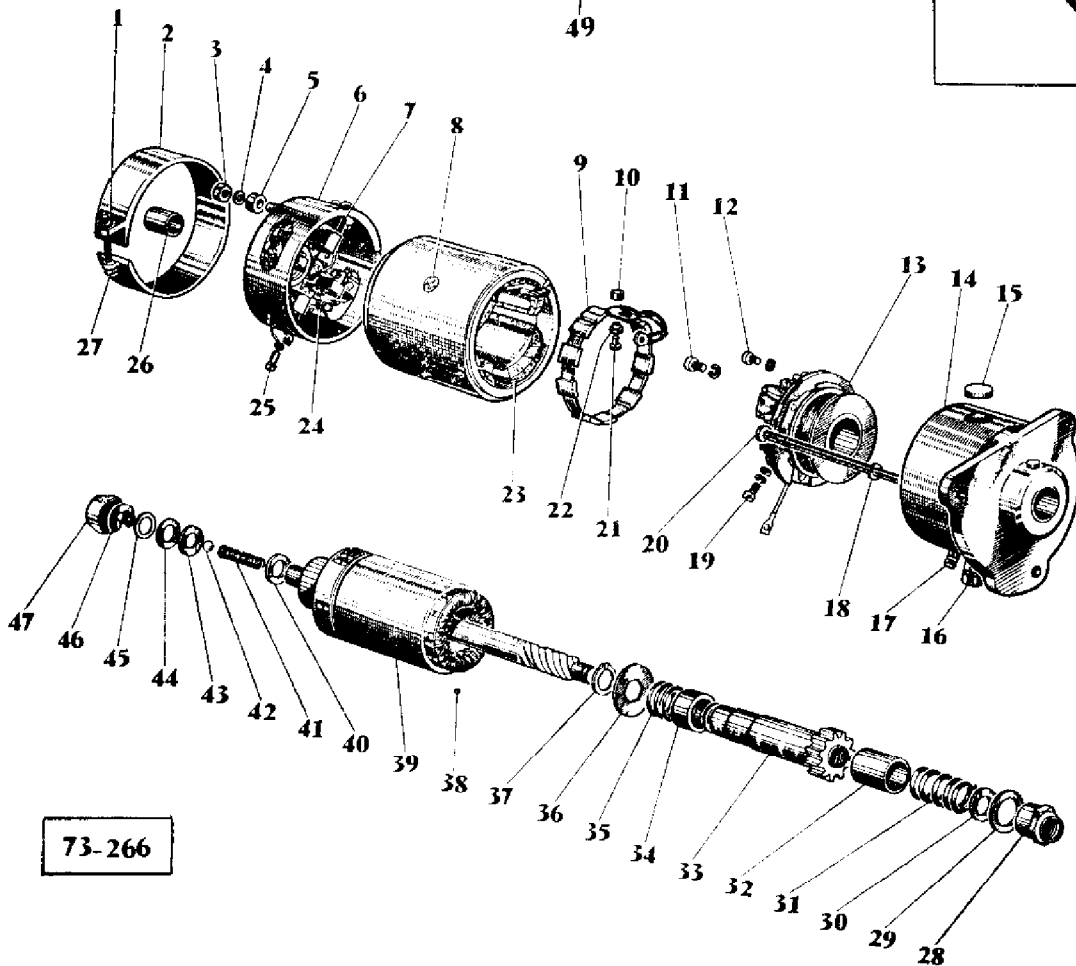
48



49



50



73-266

AGCO Corporation
Parts List Report

Massey Ferguson (Europe)

MF 487 COMBINE

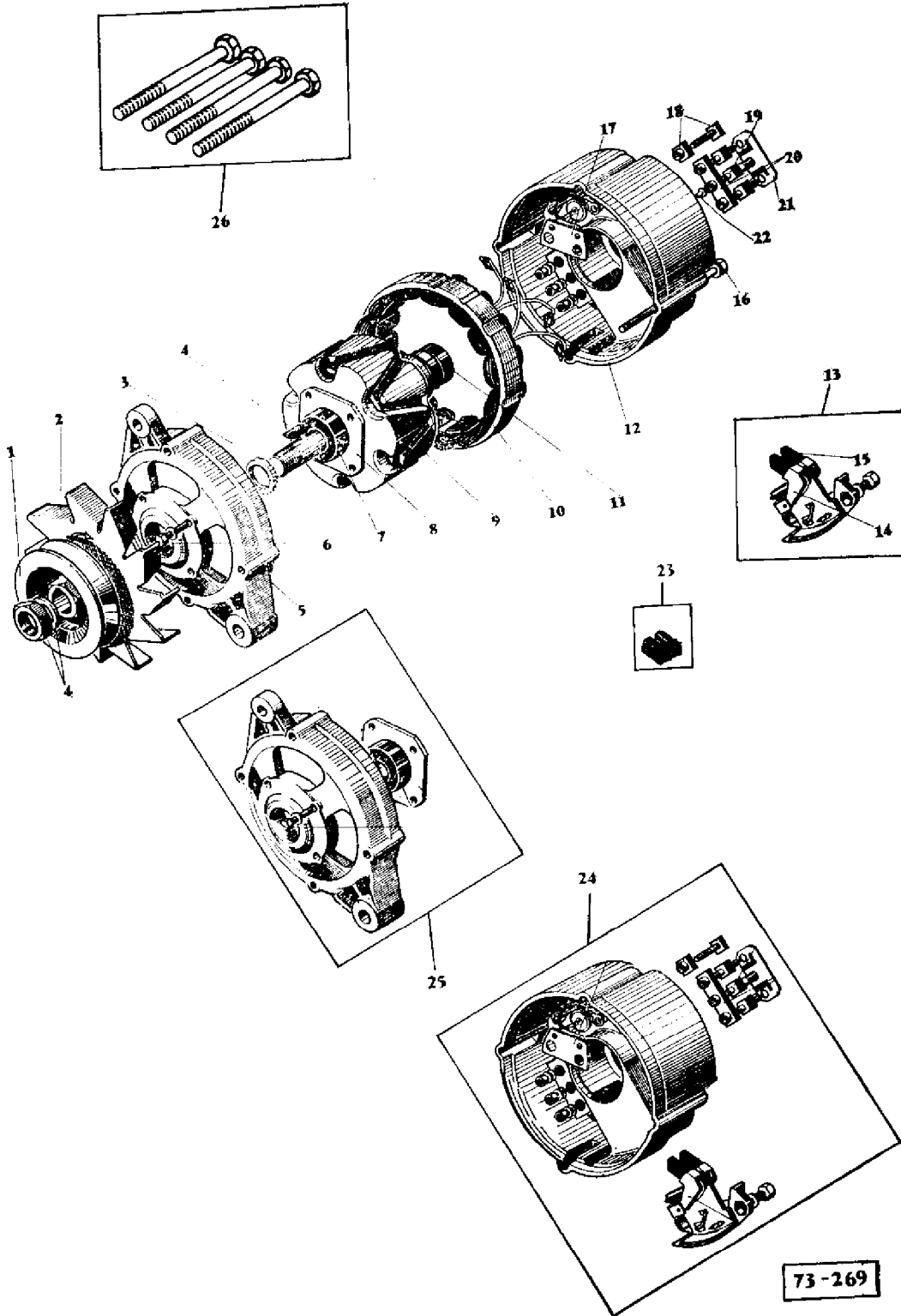
Page 168 - STARTER - C.A.V. 881185M1CA45D12-51 881185M2CA45F12-51

Item	Part Number	Qty	Part Description	Comments
				C.A.V. 881185M1CA45D12-51 881185M2CA45F12-51
1	1030587M1	1	Nut	(A, B)
2		1		Not Serviced, Order NO. 48 (A, B)
3	1030588M1	1	Nut	(A, B)
4	1034669M1	1	Washer	(A, B)
5	1632979M1	4	Spacer	(A, B)
6		1		Not Serviced, Order NO. 49 (A, B)
7	1088445M91	1	Brush	(A, B)
8	1030589M1	4	Screw	(A, B)
9	1632980M1	1	Resistor	(A, B)
10	1028540M1	1	Spacer	(A)
11	1030591M1	2	Screw	(A, B)
	1852440M1	2	Washer	(A, B)
12	1030593M1	1	Screw	(A, B)
	1034665M1	1	Pulley	(A, B)
	1852440M1	1	Washer	(A, B)
13	1028542M91	1	Solenoid Switch	(A)
	1040495M1	1	Solenoid	(B)
	1040499M1	1	Segment	(B)
	1040500M1	1	Spring	(B)
14		1		Not Serviced, Order NO. 50 (A, B)
15	1852504M1	2	Plug	(A, B)
16	1034667M1	1	Connection	(A, B)
	1028553M1	1	Bush	(A, B)
17	1088434M1	1	Screw	(A, B)
	1088438M1	X	Washer	(A, B)
18	1805570M1	2	Washer	(A, B)
19	1713350M1	2	Screw	(A, B)
	1852439M1	2	Washer	(A, B)
	1852440M1	2	Washer	(A, B)
20	1852414M1	2	Bolt	(A, B)
21	1030590M1	1	Rivet	(A)
22	1028541M1	1	Bush	(A, B)
23	1088433M1	1	Coil	(A, B)
	1028538M1	X	Isolator	(A, B)
	1034663M1	X	Isolator	(A, B)

24	1852534M1	4	Spring	(A, B)
25	1087918M1	4	Screw	(A, B)
	1852440M1	4	Washer	(A, B)
26	1024384M1	1	Bush	(A)
	1088432M1	1	Bearing	(B)
27	1030586M1	1	Screw	(A, B)
28	1041787M1	1	Nut	(A, B)
29	1713950M1	1	Washer	(A, B)
30	1713949M1	1	Washer	(A, B)
31	1034673M1	1	Spring	(A, B)
32	1805662M1	1	Cover	(A, B)
33	1028558M1	1	Pinion	(A)
	1040496M1	1	Pinion	(B)
34	1852495M1	1	Bush	(A)
	1040498M1	1	Clamp	(B)
35	1852496M1	1	Spring	(A, B)
36	1028556M1	1	Bush	(A, B)
37	1030596M1	1	Clip	(A, B)
38	1024377M1	4	Ball	(A)
38	1024377M1	8	Ball	(B)
39	1028555M1	1	Armature	(A, B)
39	1088444M1	X	Armature	0.012" (A, B)
40	1088443M1	1	Washer	(A, B)
42	1852426M1	1	Ball	(A, B)
43	1852539M1	1	Washer	(A, B)
44	1088441M1	X	Washer	0.008" (A, B)
45	1852540M1	X	Washer	0.036" (A, B)
46	1088440M1	1	Clip	(A, B)
47	1028554M1	1	Cap	(A, B)
48	1088430M91	1	Clamp	(A, B)
49	1088431M1	1	Shield	(A, B)
50	1034666M91	1	Bearing Carrier	(A, B)
51	1852508M1	1	Bumper	(A, B)
52	1028545M1	1	Gasket	(A, B)
53	1632978M1	1	Spring	(A, B)
54	1028544M1	1	Plug	(A, B)
55	1852407M1	1	Bush	(A, B)

ALTERNATEUR
DREHSTROMGENERATOR
ALTERNADOR
ALTERNATOR

PARIS-RHÔNE
908 487 M2



73-269

AGCO Corporation
Parts List Report

Massey Ferguson (Europe)

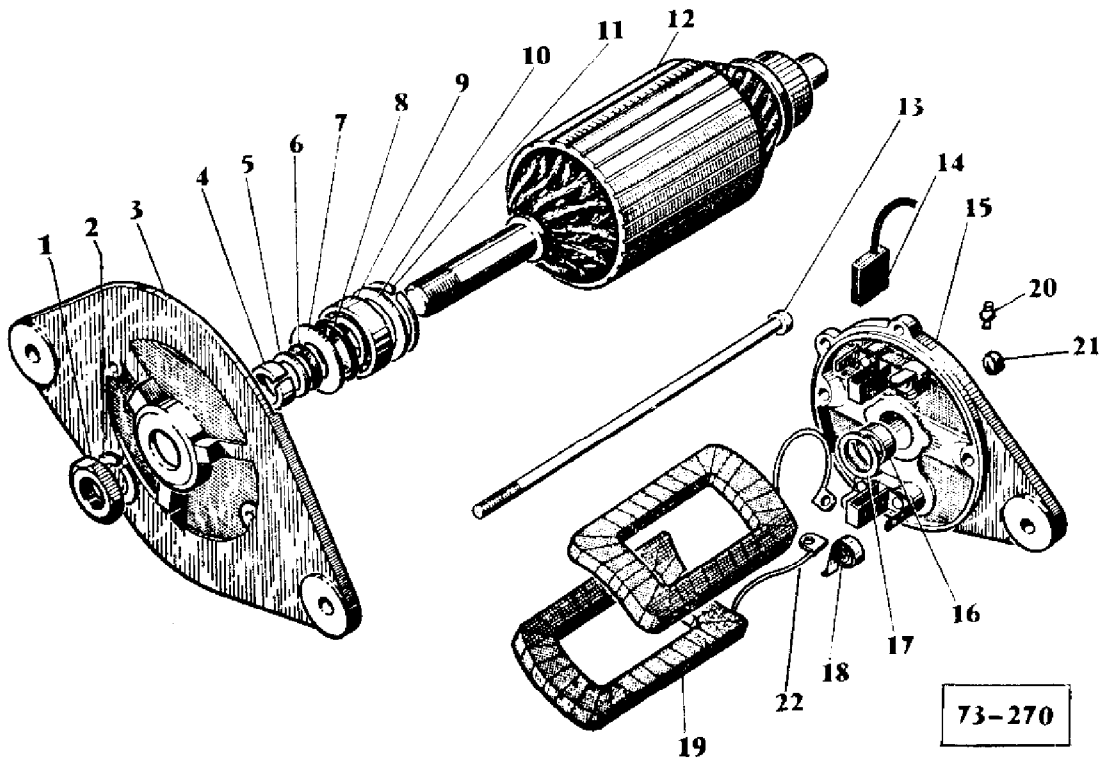
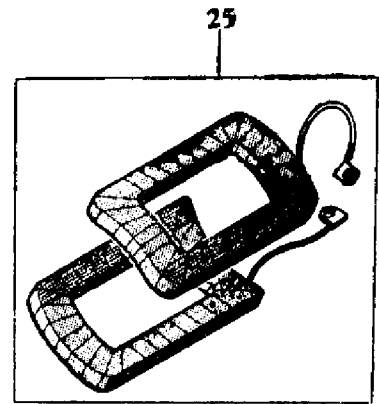
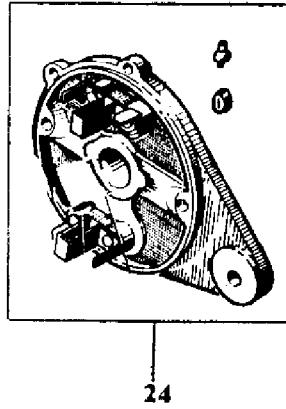
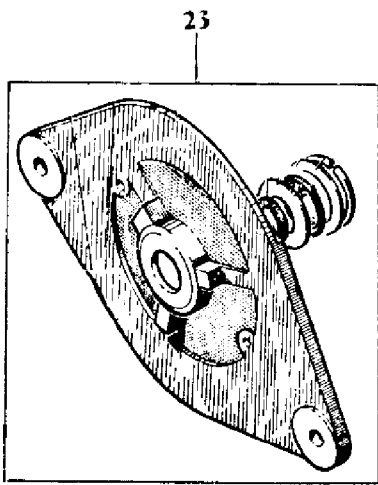
MF 487 COMBINE

Page 172 - ALTERNATOR - PARIS-RHONE

Item	Part Number	Qty	Part Description	Comments
1	1805502M1	1	Pulley	
2	1805503M1	1	Fan	
3	1805504M1	1	Spacer	
4	1805505M1	1	Pulley	
5	1805507M1	1	Bearing Carrier	
6	1805509M1	1	Screw	
7	29963X	1	Bearing	
8	1805508M1	1	Washer	
9	1805511M1	1	Rotor	
10	1805462M1	1	Stator	
11	1805525M1	1	Bearing	
12	1805514M1	1	Bearing Carrier	
13	1805515M1	1	Bearer	
14	1805516M1	1	Holder	
15	1805517M1		Brush	
16		2		Not Serviced, Order NO. 26
17	1805519M1	1	Condenser	
18	1805520M1	2	Connection	Diameter: 5
19	1805521M1	1	Connection	Diameter: 6
20	1805522M1	1	Bearer	
21	1805523M1	1	Fuse	
22	1805524M1	1	Plug	
23	1805518M1	1	Brush	
24	1805513M91	1	Bearing Carrier	
25	1805506M1	1	Bearing Carrier	
26	1805510M1	1	Screw	

DYNAMO
LICHTMASCHINE
DINAMO
DYNAMO

LUCAS
897 104 M92



AGCO Corporation
Parts List Report

Massey Ferguson (Europe)

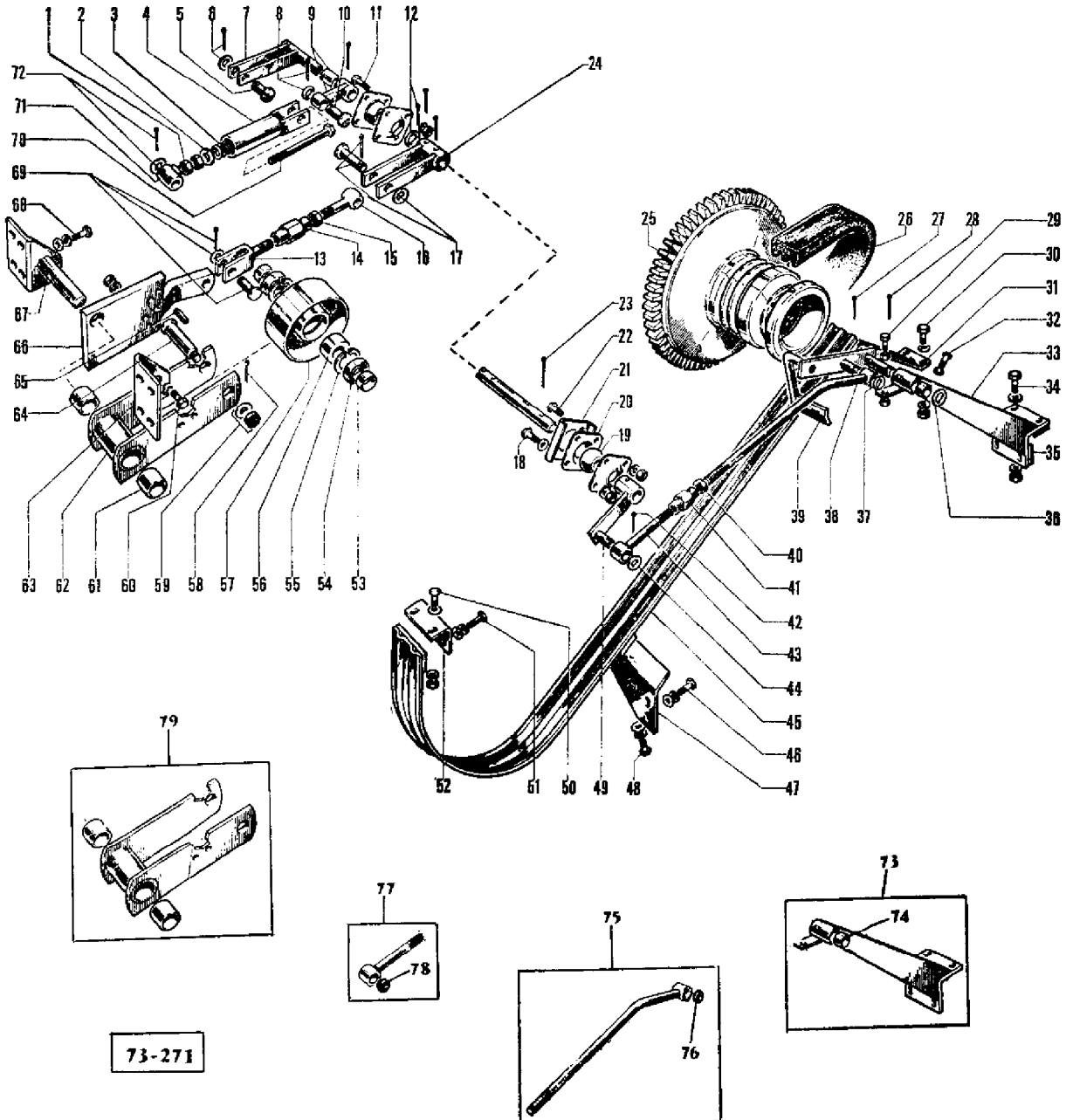
MF 487 COMBINE

Page 175 - DYNAMO - LUCAS 897104M92

Item	Part Number	Qty	Part Description	Comments
				LUCAS 897104M92
1	1802033M1	1	Nut	
2	1805203M1	1	Washer	
3		1		Not Serviced, Order NO. 23
4	1805035M1	1	Gasket	
5	1802032M1	1	Washer	
6	1805201M1	1	Felt Ring	
7	1805198M1	1	Washer	
8	1805202M1	1	Seal	
9	1802027M1	1	Bearing	
10	1805200M1	1	Washer	
11	1805199M1	1	Circlip	
12	1802967M1	1	Armature	
13	1802037M1	2	Screw	
14	1802961M1	2	Brush	
15		1		Not Serviced, Order NO. 24
16	1802020M1	1	Bearing	
17	1802036M1	1	Washer	
18	1802964M1	2	Spring	
19		2		Not Serviced, Order NO. 25
20	1802963M1	1	Greaser	
21	1802022M1	1	Plug	
22	1804248M1	2	Parts Pack	
23	1805197M91	1	Bearing Carrier	
24	1805196M91	1	Bracket	
25	1802968M91	2	Coil	

COMMANDE DE BATTAGE
 DRESCHANTRIEB
 MANDO DEL CILINDRO DE TRILLA
 CYLINDER DRIVE

→ N° 37 215



AGCO Corporation
Parts List Report

Massey Ferguson (Europe)
MF 487 COMBINE
Page 176 - CYLINDER DRIVE

Item	Part Number	Qty	Part Description	Comments
				Up to Serial or Engine Number NO. 37215
1	1440210X1	2	Nut	
2	1721005M1	1	Washer	
3	1706050M1	1	Spring	
4	1721015M91	1	Yoke	
5	1441324X1	1	Pin	
6	391123X1	1	Washer Metric	
	391405X1	1	Pin	
7	1721622M91	1	Lever	
8	391123X1	1	Washer Metric	
	391405X1	1	Pin	
9	1721639M91	1	Lever	
10	1441323X1	1	Pin	
11	390379X1	4	Bolt Metric	
	339374X1	4	Lock Washer	
	339169X1	4	Nut Metric	
12	391013X1	1	Washer Metric	
	391436X1	1	Pin	
13	1720283M91	1	Yoke	
14	339340X1	1	Nut Metric	
15	339495X1	1	Nut	
16	1720286M91	1	Arm	
17	1441323X1	1	Pin	
	391123X1	1	Washer Metric	
	391405X1	1	Pin	
18	339761X1	2	Screw Metric	
	390972X1	2	Washer Metric	
	339374X1	2	Lock Washer	
	339169X1	2	Nut Metric	
19	323621X1	2	Bearing	
20	414815X1	4	Plate	
21	1721680M1	1	Bearer	
22	390379X1	2	Bolt Metric	
	339374X1	2	Lock Washer	
	339169X1	2	Nut Metric	
23	339052X1	4	Strip	
24	1721066M91	1	Lever	
25		1	Pulley	(A)
26	1720255M1	1	Belt	

27	391405X1	1	Pin	
28	339133X1	1	Pin	
29	339761X1	1	Screw Metric	
	390345X1	2	Nut Metric	
30	339337X1	2	Screw Metric	
	390972X1	2	Washer Metric	
	339374X1	2	Lock Washer	
	339169X1	2	Nut Metric	
31	609854M91	1	Strap	
32	339761X1	1	Screw Metric	
	390345X1	2	Nut Metric	
33		1		Not Serviced, Order NO. 73
34	390018X1	4	Bolt	
	390972X1	4	Washer Metric	
	339374X1	4	Lock Washer	
	355802X1	4	Washer	
	339169X1	4	Nut Metric	
35	1721665M1	4	Shim	
36	339554X1	1	Washer	
37	391123X1	1	Washer Metric	
38		1		Not Serviced, Order NO. 75
39	1721052M92	1	Lever	
40	1440210X1	1	Nut	
41	339880X1	1	Turnbuckle	
42	391405X1	1	Pin	
43		1		Not Serviced, Order NO. 77
44	391123X1	1	Washer Metric	
45	1721045M91	1	Guard	
46	390379X1	2	Bolt Metric	
	339374X1	2	Lock Washer	
	390972X1	4	Washer Metric	
47	609860M1	1	Bearer	
48	339124X1	2	Screw Metric	
	339374X1	2	Lock Washer	
	390972X1	2	Washer Metric	
49	1721041M91	1	Lever	
50	339170X1	2	Screw	
	390972X1	2	Washer Metric	
	339374X1	2	Lock Washer	
	339169X1	2	Nut Metric	
51	339124X1	4	Screw Metric	
	339374X1	4	Lock Washer	
	390972X1	4	Washer Metric	
52	609861M1	1	Plate	
53	1721011M1	2	Spacer	
54	391107X1	2	Bearing Assy	

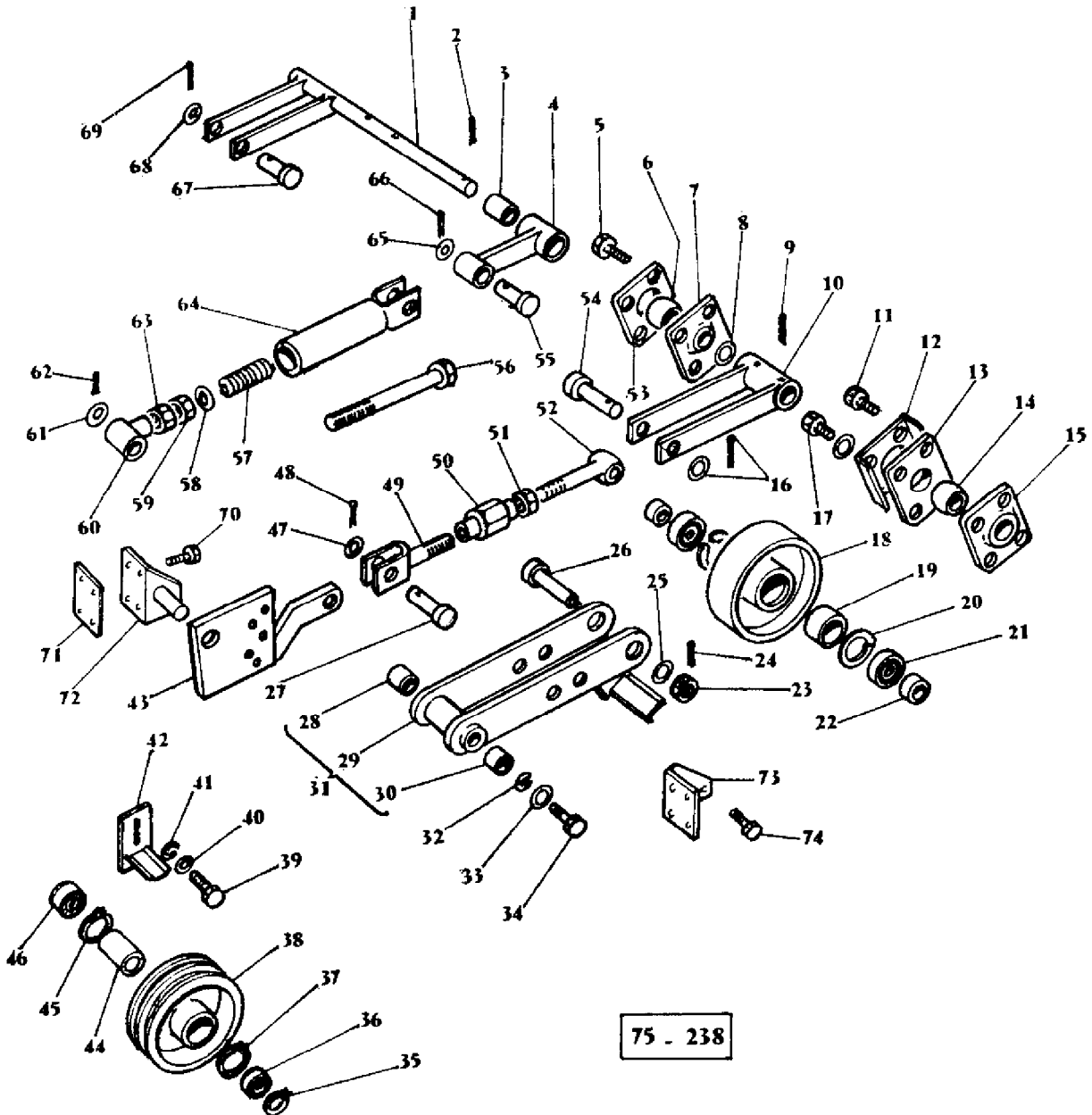
55	339199X1	1	Ring
56	1721010M1	1	Bush
57	1721013M1	1	Pulley
58	339129X1	1	Pin
59	391214X1	1	Nut Metric
	390735X1	1	Washer Metric
60	339299X1	1	Screw Metric
	339369X1	1	Lock Washer
	339054M1	1	Nut
61	1720262M1	2	Bush
62		1	
63	1720267M1	1	Bracket
64	1721012M1	1	Pin
65	339174X1	4	Pin
66	1721070M91	1	Plate
67	1721039M91	1	Pin
68	339761X1	8	Screw Metric
	339374X1	8	Lock Washer
	390972X1	8	Washer Metric
69	1441324X1	1	Pin
	391405X1	1	Pin
	391123X1	1	Washer Metric
70	391905X1	1	Bolt Metric
71	1721034M91	1	Block
72	339554X1	1	Washer
	339133X1	1	Pin
73	1721056M92	1	Bracket
74	1721058M1	1	Bush
75	1721030M92	1	Arm
76	1720288M1	1	Bush
77	1721027M91	1	Arm
78	1720288M1	1	Bush
79	1721074M91	1	Bracket

Not Serviced, Order NO. 79

(A)
SEE PAGE 156

COMMANDE DE BATTAGE
 DRESCHANTRIEB
 MANDO DEL CILINDRO DE TRILLA
 CYLINDER DRIVE

N° 37 216 →
 N° R 13 203 01 →



75 - 238

AGCO Corporation
Parts List Report

Massey Ferguson (Europe)
MF 487 COMBINE
Page 183 - CYLINDER DRIVE

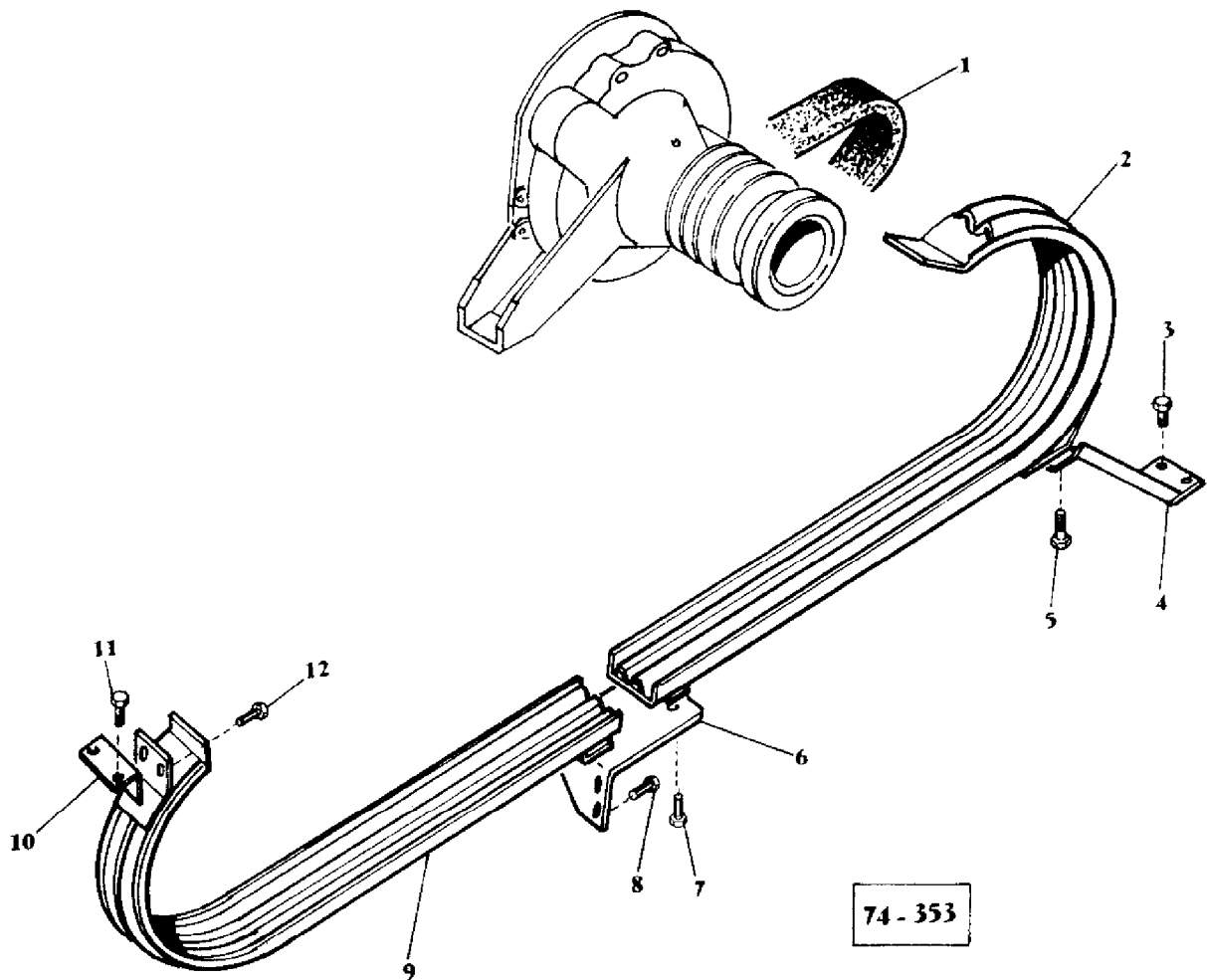
Item	Part Number	Qty	Part Description	Comments
				From Serial or Engine Number NO. 37216
				From Serial or Engine Number NO. R1320301
1	916931M91	1	Lever	
2	339052X1	3	Strip	
	339174X1	3	Pin	
3	1721067M1	1	Bush	
4	1721639M91	1	Lever	
5	390379X1	4	Bolt Metric	
	339374X1	4	Lock Washer	
	339169X1	4	Nut Metric	
6	323621X1	1	Bearing	
7	414815X1	1	Plate	8
8	391013X1	1	Washer Metric	
9	391436X1	1	Pin	
10	1721066M91	1	Lever	
11	390379X1	2	Bolt Metric	
	339374X1	2	Lock Washer	
	339169X1	2	Nut Metric	
12	1721680M1	1	Bearer	
13	414815X1	1	Plate	
14	323621X1	1	Bearing	
15	414815X1	1	Plate	
16	391123X1	1	Washer Metric	
	391405X1	1	Pin	
17	339761X1	2	Screw Metric	
	390972X1	2	Washer Metric	
	339374X1	2	Lock Washer	
	339169X1	2	Nut Metric	
18	1721013M1	1	Pulley	
19	1721010M1	1	Bush	
20	339199X1	2	Ring	
21	391107X1	2	Bearing Assy	
22	1721011M1	2	Spacer	
23	391214X1	1	Nut Metric	
24	339129X1	1	Pin	
25	390735X1	1	Washer Metric	
26	1721012M1	1	Pin	
27	1441324X1	1	Pin	
28	1720262M1	1	Bush	

29	1721075M91	1	Bracket	(A)
	1603708M91	1	Bracket	(B)
30	1720262M1	1	Bush	
31	1721074M92	1	Support	(A)
	1603709M91	1	Bracket	(B)
32	339369X1	1	Lock Washer	
33	339882X1	1	Washer	
34	339139X1	1	Screw Metric	
35	1440475X1	1	Circlip	
36	391107X1	1	Bearing Assy	
37	339199X1	1	Ring	
38	1603689M1	1	Pulley	
39	390379X1	2	Bolt Metric	
40	390972X1	2	Washer Metric	
41	339374X1	2	Lock Washer	
42	1603683M91	1	Paddle	
43	1721070M92	1	Plate	
44	1721010M1	1	Bush	
45	339199X1	1	Ring	
46	391107X1	1	Bearing Assy	
47	391123X1	1	Washer Metric	
48	391405X1	1	Pin	
49	1720283M91	1	Yoke	
50	339340X1	1	Nut Metric	
51	339495X1	1	Nut	
52	1720286M91	1	Arm	
53	414815X1	1	Plate	
54	1441323X1	1	Pin	
55	1441323X1	1	Pin	
56	391905X1	1	Bolt Metric	
57	1706050M1	1	Spring	
58	1721005M1	1	Washer	
59	1440210X1	1	Nut	
60	1721034M91	1	Block	
61	339554X1	1	Washer	
62	339133X1	1	Pin	
63	1440210X1	1	Nut	
64	1721015M91	1	Yoke	
65	391123X1	1	Washer Metric	
66	391405X1	1	Pin	
67	1441324X1	1	Pin	
68	391123X1	1	Washer Metric	
69	391405X1	1	Pin	
70	339761X1	8	Screw Metric	(A)
	339374X1	8	Lock Washer	(A)
	390972X1	8	Washer Metric	(A)

71	609876M1	1	Shim	(A)
				.08"
72	1721039M91	1	Pin	
73	1720267M1	1	Bracket	(A)
74	339299X1	1	Screw Metric	(A)
	339369X1	1	Lock Washer	(A)
	339054X1	1	Nut Metric	(A)

Up to Serial or Engine Number 38401
From Serial or Engine Number 37402

GARANT (COMMANDE DE BATTAGE)
SCHUTZBLECHE (DRESCHANTRIEB)
PROTECCIONES (MANDO DEL CILINDRO DE TRILLA)
GUARDS (CYLINDER DRIVE)

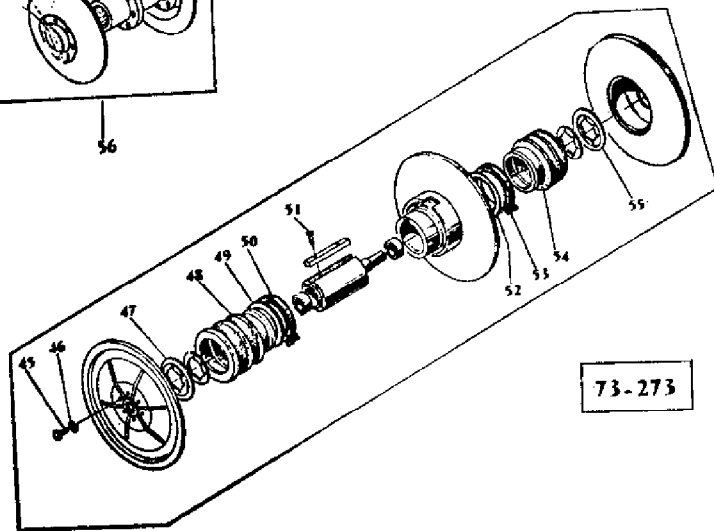
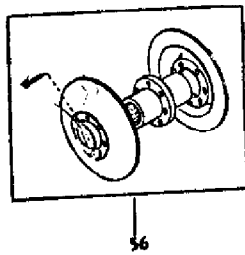
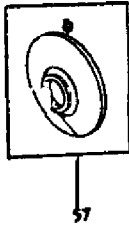
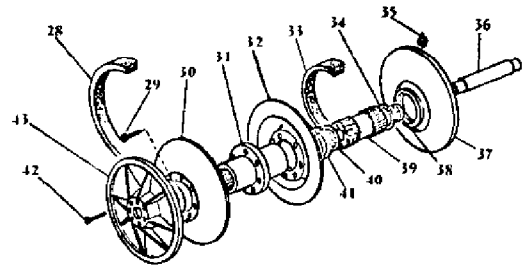
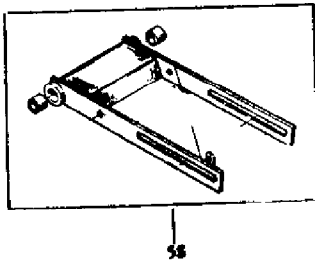
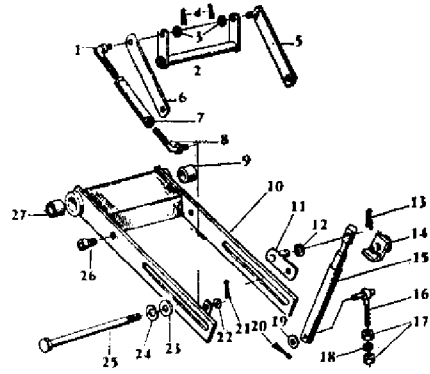
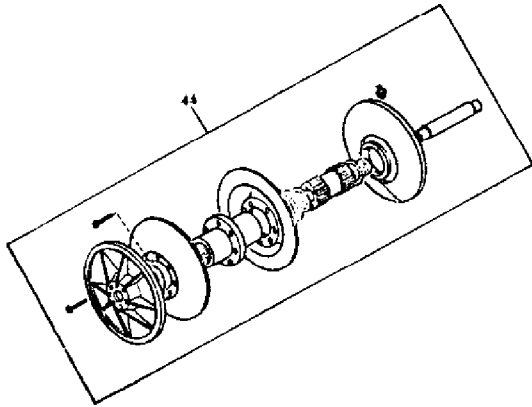


AGCO Corporation
Parts List Report

Massey Ferguson (Europe)
MF 487 COMBINE
Page 185B - GUARDS (CYLINDER DRIVE)

Item	Part Number	Qty	Part Description	Comments
1	1720255M1	1	Belt	
2	916273M91	1	Cowl	
3	339761X1	2	Screw Metric	
	390972X1	2	Washer Metric	
	339374X1	2	Lock Washer	
	339169X1	2	Nut Metric	
4	609854M91	1	Strap	
5	339124X1	2	Screw Metric	
	339374X1	2	Lock Washer	
	390972X1	2	Washer Metric	
6	916275M1	1	Bearer	(A)
	609860M1	1	Bearer	(B)
7	339124X1	4	Screw Metric	
	339374X1	4	Lock Washer	
	390972X1	4	Washer Metric	
8	390379X1	2	Bolt Metric	
	339374X1	2	Lock Washer	
	390972X1	2	Washer Metric	
9	916772M92	1	Guard	
10	609861M1	1	Plate	
11	339170X1	2	Screw	
	390972X1	2	Washer Metric	
	339374X1	2	Lock Washer	
	339169X1	2	Nut Metric	
12	339423X1	2	Bolt Metric	
	339374X1	2	Lock Washer	
	390972X1	2	Washer Metric	
				(A)
				From Serial or Engine Number 37504
				From Serial or Engine Number R1337503
				(B)
				Up to Serial or Engine Number 37503
				Up to Serial or Engine Number R1337502

VARIATEUR DE VITESSES
FAHRVERSTELLTRIEB
VARIADOR DE VELOCIDADES
TRACTION DRIVE



73-273

AGCO Corporation
Parts List Report

Massey Ferguson (Europe)
MF 487 COMBINE
Page 187 - TRACTION DRIVE

Item	Part Number	Qty	Part Description	Comments
1	404834M91	1	Bolt	
2	621318M91	1	Axle	
3	390187X1	2	Washer Metric	
4	339076X1	2	Pin	
5	417996M91	1	Plate	
6	404804M1	1	Plate	
7	404837M91	1	Turnbuckle	
8	404828M91	1	Bolt	
9	417984M1	1	Bush	
10		1		Not Serviced, Order NO. 58
11	621600M91	1	Plate	
12	339027X1	2	Washer Metric	
13	391405X1	1	Pin	
14	621322M91	1	Nut	
15	1748000M92	1	Ram	
16	418005M91	1	Bolt	
17	339035X1	2	Nut Metric	
18	339378X1	1	Lock Washer	
19	339027X1	1	Washer Metric	
20	391405X1	1	Pin	
21	339076X1	1	Pin	
22	390187X1	1	Washer Metric	
23	339057X1	1	Pin	
24	339078X1	1	Lock Washer	
25	621324M1	1	Bolt	
26	391110X1	2	Screw Metric	
27	417984M1	1	Bush	
28	621321M2	1	Belt	
29	339009X1	8	Bolt Metric	
	339169X1	8	Nut Metric	
30	916391M2	1	Pulley Half	
31	916392M2	1	Sleeve	
32	916391M2	1	Pulley Half	
33	621320M2	1	Belt	
34	916437M1	1	Gasket	
35	1441858X1	2	Greaser	
36	916045M3	1	Clevis Pin	
37	1603048M1	1	Pulley Half	
38	1440496X1	2	Bearing Ball	

39	916393M2	1	Hub	
40	916437M1	1	Gasket	
41	916394M1	2	Gasket	
42	339401X1	14	Screw Metric	
	1442647X1	2	Screw	
43	1603314M1	1	Pulley Half	
44	916395M93	1	Variator	(A)
45	621985M1	12	Bolt	(B)
46	621823M1	12	Washer	(B)
47	621822M2	1	Flange	(B)
48	621821M2	1	Gaiter	(B)
49	621986M1	2	Ring	(B)
50	1441180X1	1	Clamp	(B)
51	1442057X1	2	Screw Metric	(B)
52	621986M1	2	Ring	(B)
53	1441180X1	1	Clamp	(B)
54	621821M1	1	Gaiter	(B)
55	621822M2	1	Flange	(B)
56	916445M92	1	Pulley	
57	1603047M91	1	Pulley	
58	621313M92	1	Arm	

(A)

From Serial or Engine Number 37359

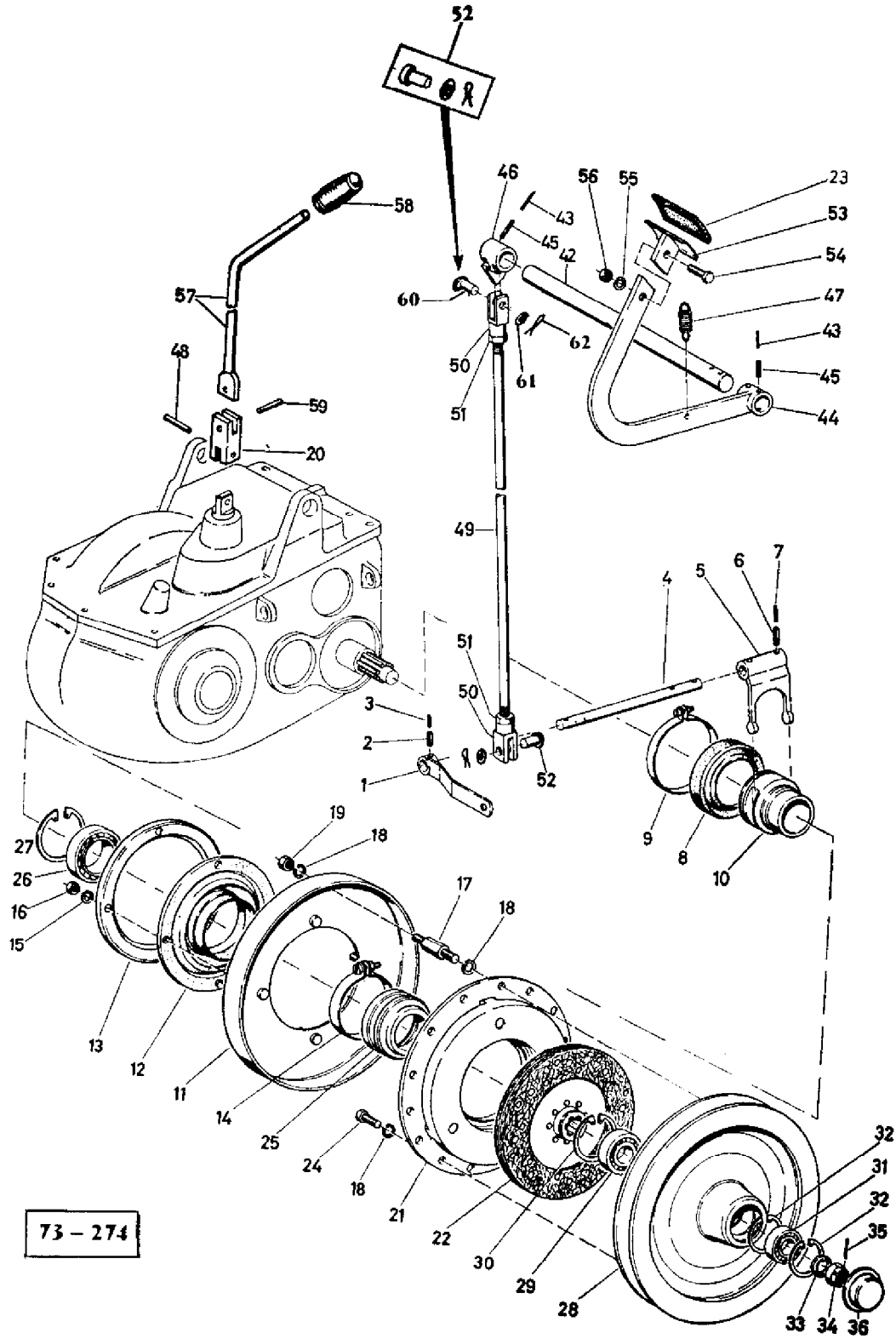
From Serial or Engine Number R1320301

(B)

Up to Serial or Engine Number 37358

Up to Serial or Engine Number R1320299

EMBRAYAGE
KUPPLUNG
EMBRAGUE
CLUTCH



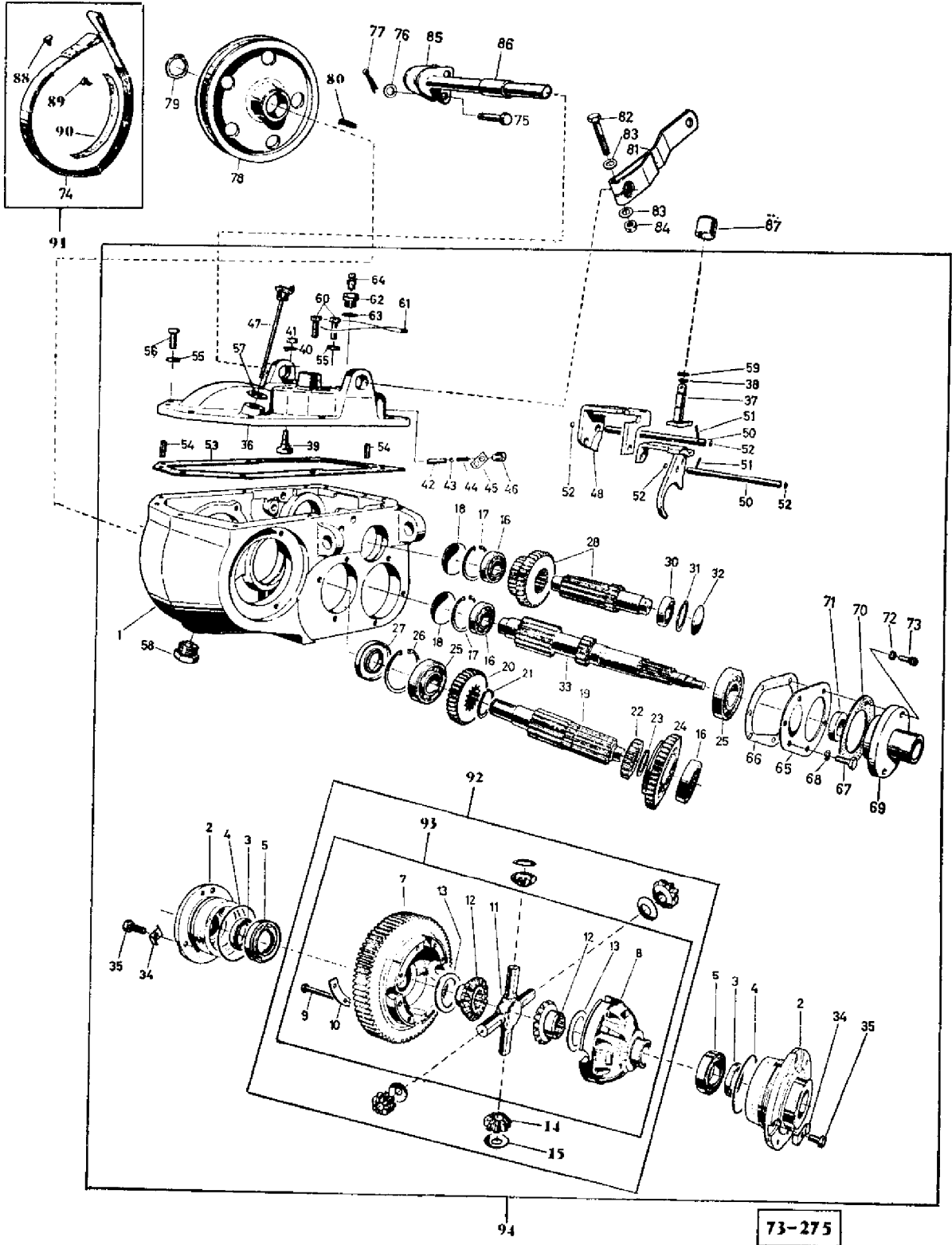
AGCO Corporation
Parts List Report

Massey Ferguson (Europe)
MF 487 COMBINE
Page 188 - CLUTCH

Item	Part Number	Qty	Part Description	Comments
1	621337M92	1	Lever	
2	339390X1	1	Pin	
3	339541X1	1	Peg	
4	415840M1	1	Shaft	
5	415294M91	1	Fork	
6	339071X1	2	Pin	
7	339664X1	2	Pin	
8	415270M1	1	Gaiter	
9	391147X1	1	Clip	
10	415271M91	1	Bush	
11	415274M91	1	Housing	
12	415276M1	1	Gaiter	
13	416847M1	1	Retainer	
14	391146X1	1	Clip	
15	339375X1	4	Lock Washer	
16	339030X1	4	Nut Metric	
17	415281M1	3	Distance Piece	
18	339374X1	15	Lock Washer	
19	339169X1	3	Nut Metric	
20	417033M1	1	Block	
21	1722159M1	1	Plate	
22	1722158M1	1	Disc	
23	401741M1	1	Cap	
24	339123X1	9	Screw Metric	
25	415282M1	1	Coupler	
26	391145X1	1	Bearing Ball	
27	339606X1	1	Circlip	
28	621330M1	1	Pulley	
29	391361X1	1	Bearing Ball	
30	1440479X1	1	Circlip	
31	391360X1	1	Bearing Ball	
32	339126X1	2	Circlip	
33	415284M1	2	Washer	
34	339075X1	1	Nut Metric	
35	339058X1	1	Pin	
36	414089M1	1	Cap	
42	418636M1	1	Shaft	
43	339174X1	4	Pin	
44	417098M91	1	Lever	

	346161X1	1	Hair Pin
45	339052X1	4	Strip
46	418641M91	1	Lever
47	1706120M1	1	Spring
48	339080X1	1	Roll Pin
49	609774M1	1	Rod
50	390094X1	2	Clevis
51	339402X1	2	Nut Metric
52	609775M91	2	Pin
53	401946M91	1	Pedal
54	339451X1	1	Screw Metric
55	339376X1	1	Lock Washer
56	339402X1	1	Nut Metric
57	418630M1	1	Rod
58	403262M1	1	Handle
59	339080X1	1	Roll Pin
60	391257X1	2	Pin
61	339503X1	2	Washer Metric
62	1441482X1	2	Pin

BOÎTE DE VITESSES
GETRIEBE
TRANSMISSION
TRANSMISSION



AGCO Corporation
Parts List Report

Massey Ferguson (Europe)
MF 487 COMBINE
Page 191 - TRANSMISSION

Item	Part Number	Qty	Part Description	Comments
1	417844M1	1	Housing	
2	416765M1	2	Housing	
3	1441464X1	2	Seal	
4	416766M1	2	Seal	
5	391162X1	2	Bearing Ball	
7		1		Not Serviced, Order NO. 93
8		1		Not Serviced, Order NO. 93
9	339291X1	8	Bolt Metric	
10	417586M1	4	Plate	
11	417582M1	1	Cross Link	
12	416773M1	2	Pinion	Number of Teeth/Splines: 16
13	415963M1	2	Washer	
14	417584M91	4	Pinion	
15	417587M1	4	Washer	
16	1440508X1	3	Bearing Ball	
17	1440480X1	2	Circlip	
18	390237X1	2	Plug	
19	412060M1	1	Shaft	
20	412058M1	1	Gear	
21	390232X1	1	Circlip	
22	412059M1	1	Gear	
23	390233X1	1	Circlip	
24	412057M1	1	Gear	
25	1440511X1	2	Bearing Assy	
26	1440516X1	1	Circlip	
27	390242X1	1	Seal	
28	419137M91	1	Shaft	
30	1440494X1	1	Bearing Ball	
31	1440479X1	1	Circlip	
32	390238X1	1	Plug	
33	415835M1	1	Shaft	
34	414607M1	6	Plate	
35	353690X1	6	Screw Unc	
36	417845M1	1	Cover	
37	416783M91	1	Selector	(A)
	609951M91	1	Fork	(B)
38	390235X1	1	Ring	
39	404252M1	1	Stop	
40	613407M1	1	Brake	

41	353916X1	1	Nut Unf	
42	418536M1	2	Pin	
43	390236X1	2	Ring	
44	418535M1	2	Spring	
45	405367M1	1	Plate	
46	418534M1	2	Bolt	
47	416831M91	1	Dipstick	
48	414655M1	1	Fork	
49	414652M91	1	Fork	
50	613435M1	2	Rod	
51	390244X1	2	Roll Pin	
52	390239X1	4	Plug	
53	613409M1	1	Gasket	
54	391416X1	2	Pin	
55	22764X	9	Lock Washer	
56	353691X1	7	Screw Unc	
57	390688X1	1	Seal	
58	417856M1	1	Plug	
59	611198M1	1	Segment	(A)
	1442373X1	1	Ring	(B)
60	353691X1	2	Screw Unc	
61	405089M1	1	Wire	
62	416830M1	1	Plug	
63	391358X1	2	Washer	
64	190729M91	1	Breather	
65	415836M1	1	Cover	
66	415837M1	1	Joint	
67	339228X1	3	Screw Metric	
68	339374X1	3	Lock Washer	
69	415838M1	1	Flange	
70	415839M1	1	Joint	
71	1441823X1	1	Seal	
72	339374X1	3	Lock Washer	
73	390174X1	3	Bolt	
74	412494M91	1	Band	
75	339154X1	2	Pin	
76	339763X1	2	Washer	
77	339076X1	2	Pin	
78	401024M1	1	Disc	
79	339469X1	1	Segment	
80	339460X1	1	Key Parallel	
81	418126M1	1	Lever	
82	339403X1	1	Screw	
83	339026X1	2	Washer Metric	
84	339054X1	1	Nut Metric	
85	418127M91	1	Shaft	

86	417546M1	1	Spacer	
87	414597M91	1	Bush	(A)
	609953M91	1	Bush	(B)
88	12950X	8	Rivet	
89	339101X1	13	Rivet	
90	401027M1	1	Lining	
91	412493M91	1	Band	
92	417857M91	1	Differential	
93	417858M91	1	Housing	
94	905303M92	1	Gearbox	

(A)

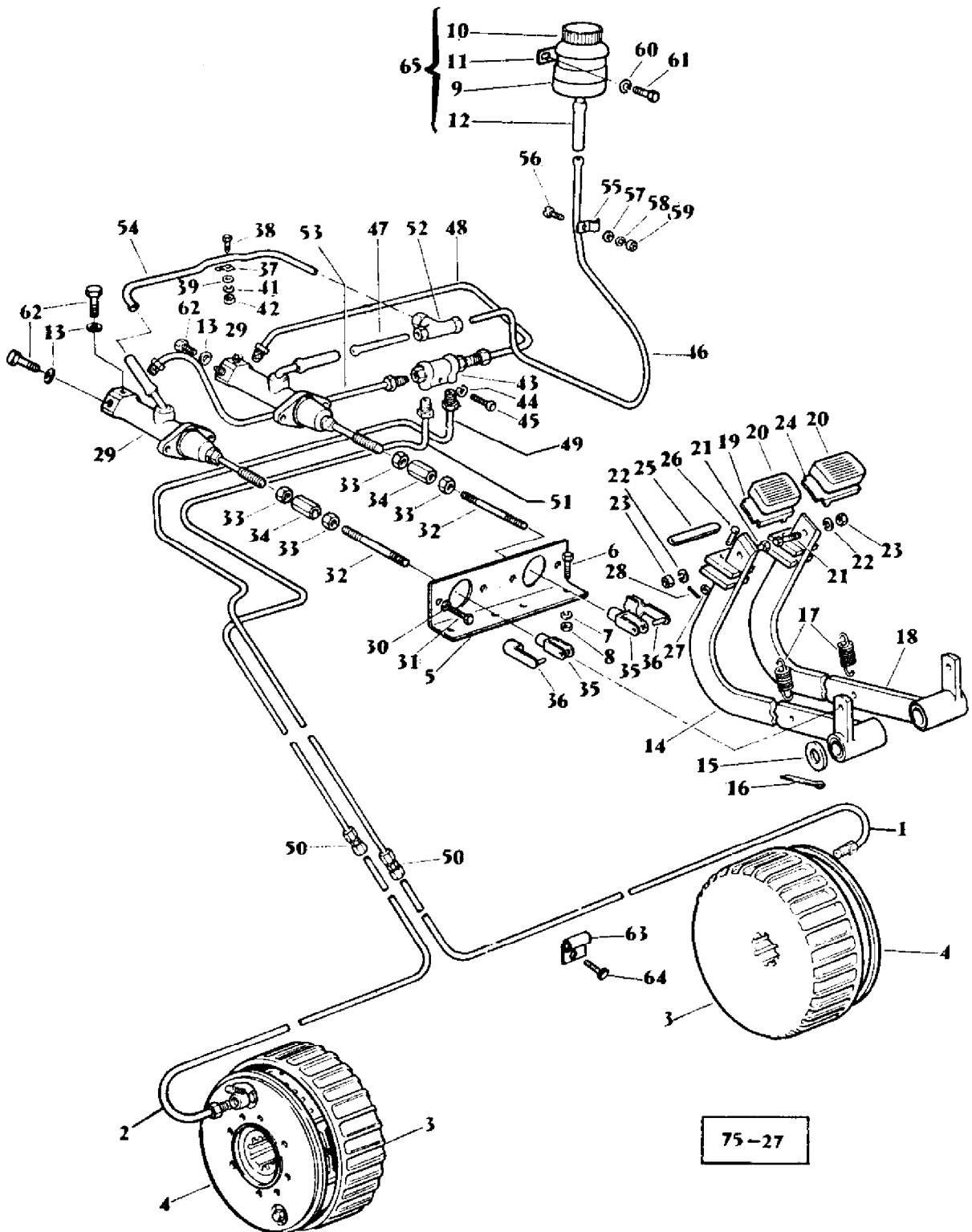
Up to Serial or Engine Number 37189

(B)

From Serial or Engine Number 37190

From Serial or Engine Number R1320301

COMMANDE DE FREIN
 BREMSBETATIGUNG
 MANDO DEL FRENO
 BRAKE OPERATING



75-27

AGCO Corporation
Parts List Report

Massey Ferguson (Europe)
MF 487 COMBINE
Page 195 - BRAKE OPERATING

Item	Part Number	Qty	Part Description	Comments
1	916658M91	1	Tube	(C)
	621154M91	1	Tube	(B)
2	621155M91	1	Tube	(B)
	916660M91	1	Tube	(C)
3	418132M1	2	Drum	
4	418133M1	2	Brake	(A-D)
	1720018M1	2	Brake	(A-E)
5	417073M1	1	Reinforcement	
6	339124X1	3	Screw Metric	
7	339374X1	3	Lock Washer	
8	339169X1	3	Nut Metric	
9		1		Not Serviced, Order NO. 65
10	1701394M91	1	Plug	
	1701396M1	1	Gasket	
11	1701395M1	1	Clamp	
12	1701393M1	1	Hose	
13	1440993X1	1	Seal	
14	418637M91	1	Lever	LEFT
15	391393X1	1	Washer Metric	
16	391428X1	1	Pin	
17	417134M2	2	Spring	
18	418640M91	1	Lever	RIGHT
19	1603473M91	1	Pedal	
20	1603475M91	2	Cap	
21	339451X1	2	Screw Metric	
22	339376X1	2	Lock Washer	
23	339402X1	2	Nut Metric	
24	1603474M91	1	Pedal	
25	417069M1	1	Lever	
26	391257X1	1	Pin	
27	391388X1	1	Washer Metric	
28	390739X1	1	Pin	
29	418644M1	2	Cylinder	(F)
30	339374X1	4	Lock Washer	
31	339123X1	4	Screw Metric	
32	391240X1	2	Stud	
33	339433X1	4	Nut Metric	
34	418645M1	2	Spacer	
35	390094X1	2	Clevis	

36	391373X1	2	Pin	
37	405203M1	1	Clip	
38	339123X1	1	Screw Metric	
39	391166X1	1	Washer Metric	
	390048X1	1	Washer Metric	
41	339374X1	1	Lock Washer	
42	339169X1	1	Nut Metric	
43	417860M1	1	Pressure Valve	
44	339374X1	1	Lock Washer	
45	339228X1	1	Screw Metric	
46	418651M1	1	Tube	
47	418652M1	1	Tube	
48	621157M91	1	Pipe	
49	621152M91	1	Pipe	(B)
	916662M92	1	Tube	(C)
50	390813X1	2	Connection	
51	621153M91	1	Pipe	(B)
	916664M92	1	Tube	(C)
52	1440995X1		Connection	
53	621384M91	1	Pipe	
54	418657M1	1	Tube	
55	405203M1	1	Clip	
56	339043X1	1	Screw Metric	
57	391166X1	1	Washer Metric	
58	339374X1	1	Lock Washer	
59	339169X1	1	Nut Metric	
60	339375X1	2	Lock Washer	
61	339359X1	2	Screw Metric	
62	1440994X1	6	Plug	
63	827244M1	5	Clip	
64	339560X1	5	Screw Metric	
	339030X1	5	Nut Metric	
	339375X1	5	Lock Washer	
65	418646M1	1	Container	

(A)

Alternative

(B)

Up to Serial or Engine Number 37546

Up to Serial or Engine Number R1337502

(C)

From Serial or Engine Number 37547

(D)

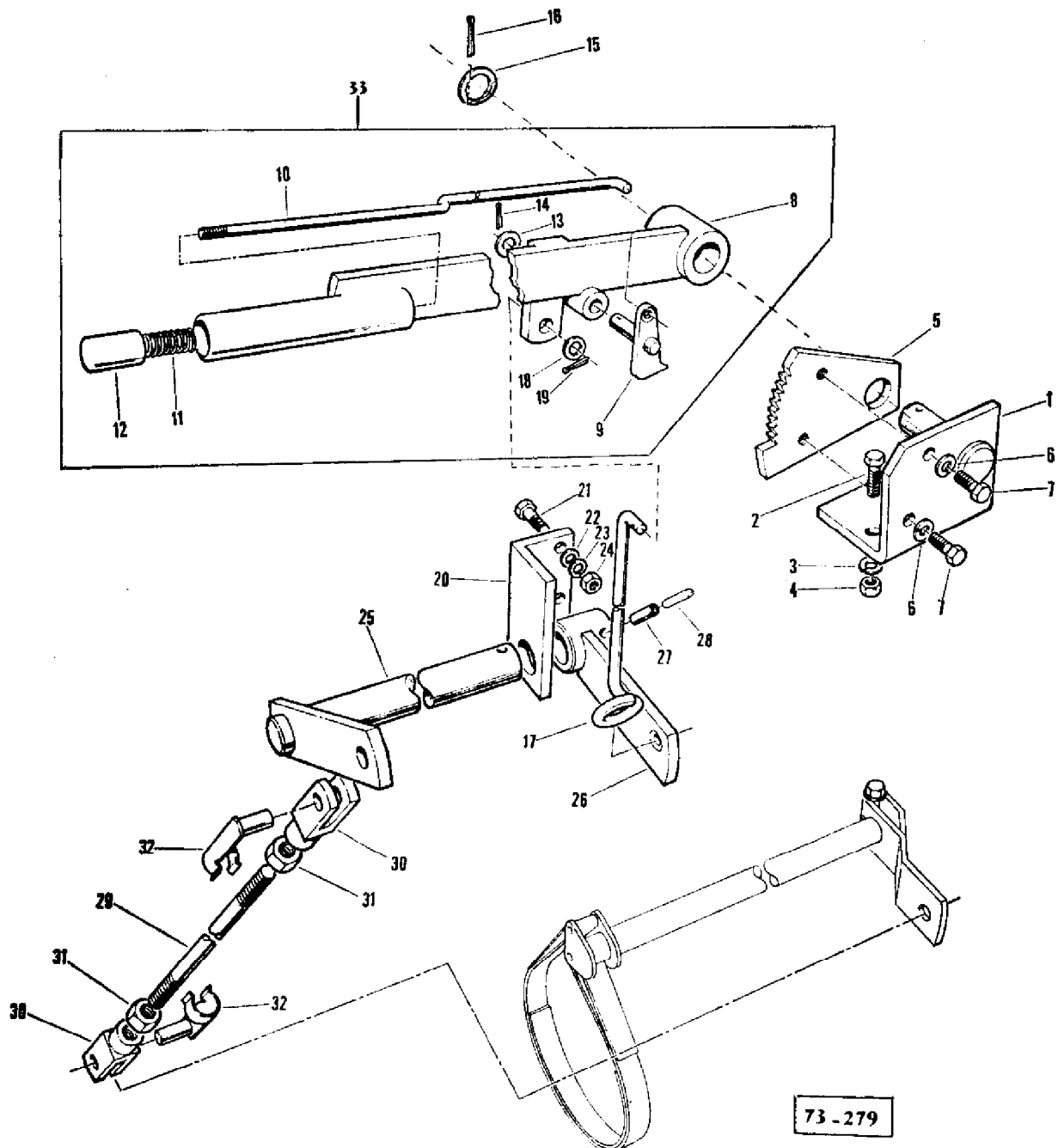
DETAILS PAGE 200

(E)

DETAILS PAGE 203

(F)

FREIN A MAIN
 HANDBREMSANLAGE
 FRENO DE MANO
 HANDBRAKE

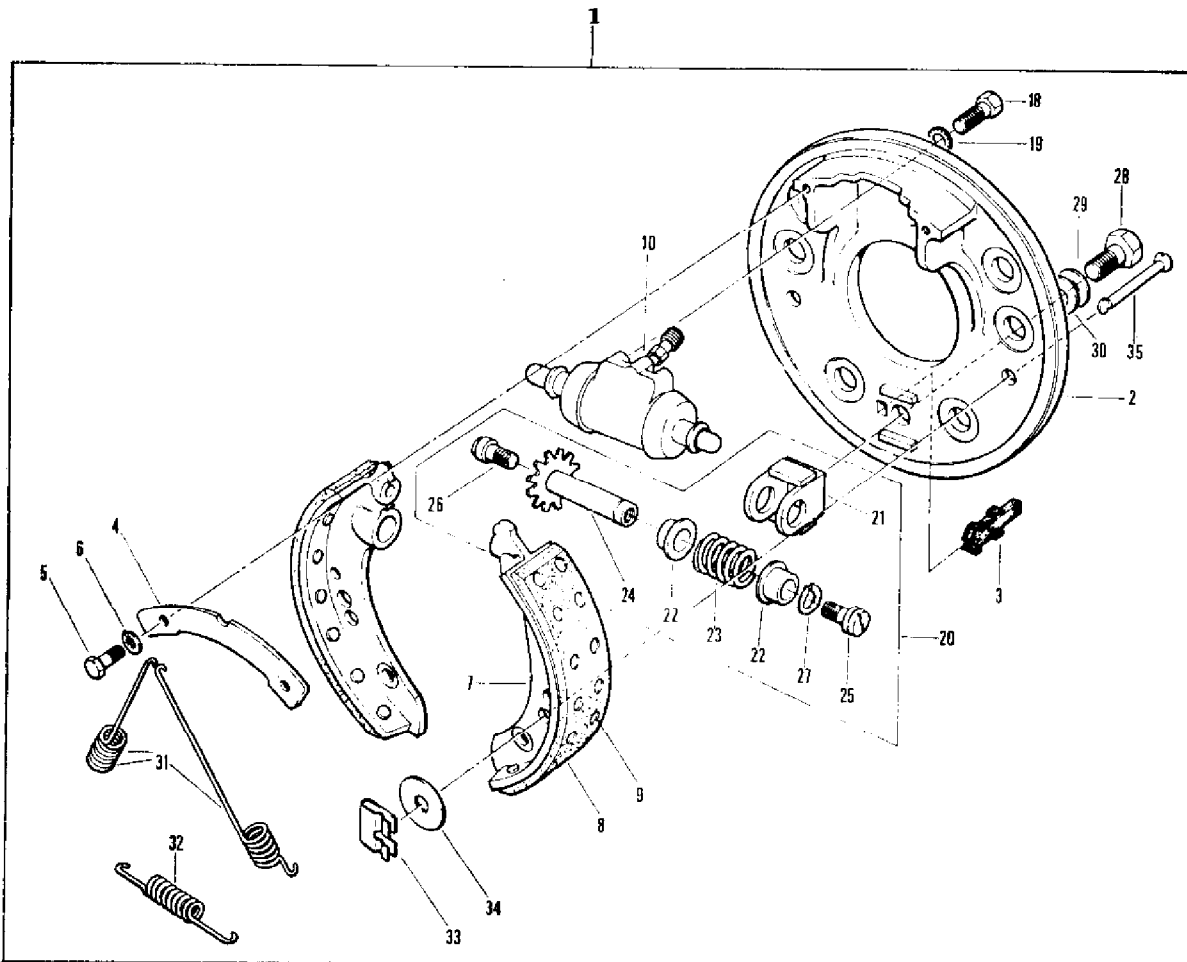
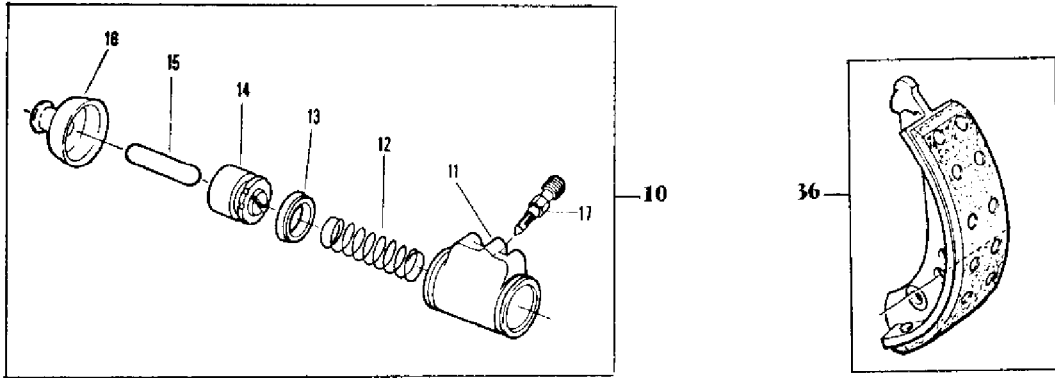


AGCO Corporation
Parts List Report

Massey Ferguson (Europe)
MF 487 COMBINE
Page 199 - HANDBRAKE

Item	Part Number	Qty	Part Description	Comments
1	418614M91	1	Angle	
2	339123X1	3	Screw Metric	
3	339374X1	3	Lock Washer	
4	339169X1	3	Nut Metric	
5	418616M1	1	Quadrant	
6	339374X1	2	Lock Washer	
7	339124X1	2	Screw Metric	
8		1		Not Serviced, Order NO. 33
9	418621M91	1	Handle	
10	418618M1	1	Rod	
11	402000M1	1	Spring	
12	401998M1	1	Button	
13	339024X1	1	Washer Metric	
14	339087X1	1	Pin	
10	1440301X1	1	Washer Metric	
16	339133X1	1	Pin	
17	418622M1	1	Rod	
18	391380X1	1	Washer Metric	
19	339087X1	1	Pin	
20	1720363M1	1	Anglepiece	
21	339761X1	2	Screw Metric	
22	391166X1	1	Washer Metric	
23	339374X1	2	Lock Washer	
24	339169X1	2	Nut Metric	
25	1720359M91	1	Shaft	
25	390975X1	1	Washer Metric	
26	1720361M91	1	Lever	
27	339071X1	1	Pin	
28	1440911X1	1	Pin	
29	418629M1	1	Stem	
30	339654X1	2	Yoke	
31	339169X1	2	Nut Metric	
32	391359X1	2	Pin	
33	418617M91	1	Lever	

FREIN TAMBOUR
TROMMELBREMSE
FRENO DE TAMBOR
DRUM BRAKE } PERROT



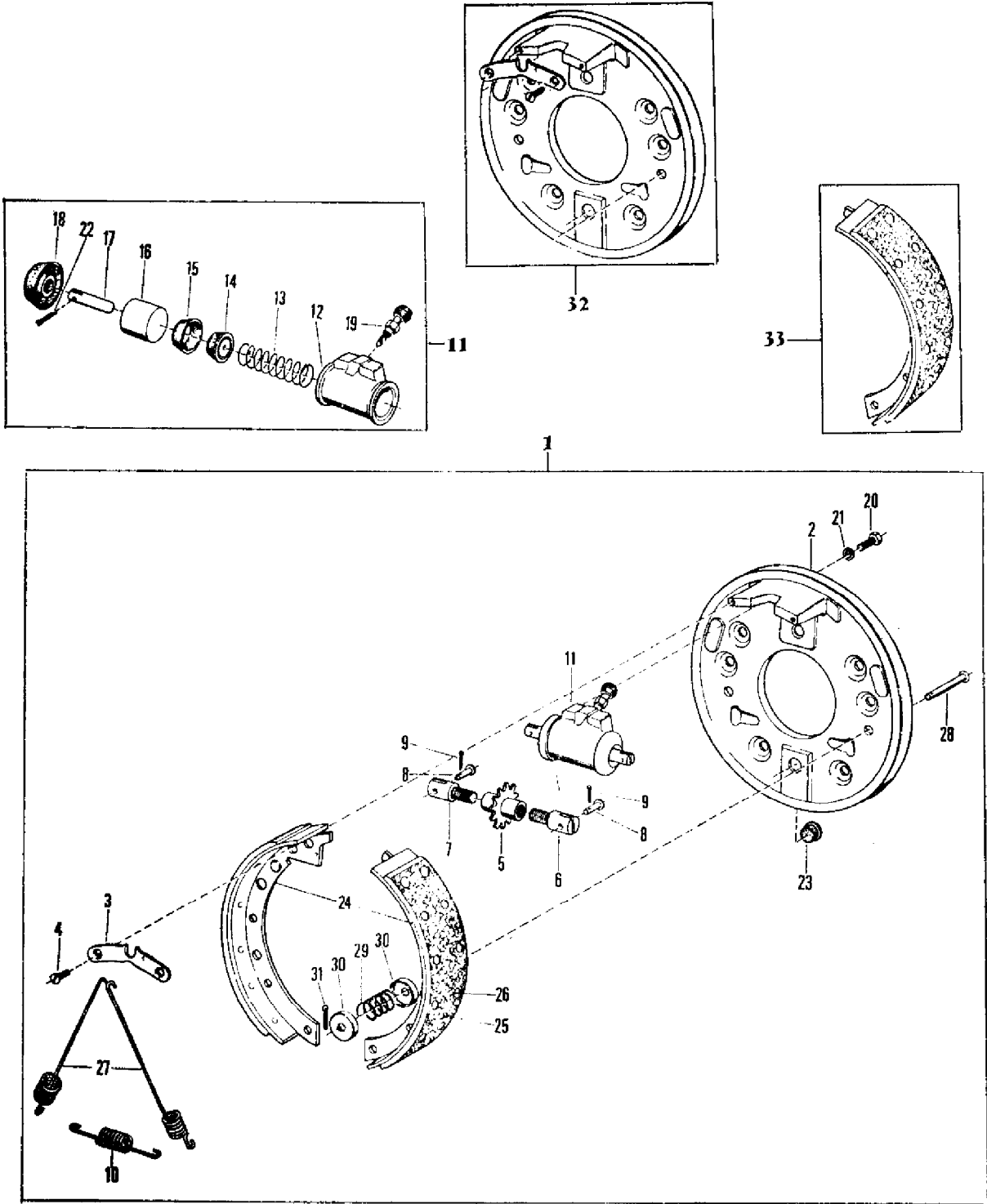
73-277

AGCO Corporation
Parts List Report

Massey Ferguson (Europe)
MF 487 COMBINE
Page 200 - DRUM BRAKE

Item	Part Number	Qty	Part Description	Comments
1	418133M1	1	Brake	
2	1701397M1	1	Plate	
3	1701398M1	1	Plug	
4	1701399M1	1	Plate	
5	391074X1	2	Screw Metric	
6	399375X1	2	Lock Washer	
7		1		Not Serviced, Order NO. 36
8	1701401M1	1	Lining	
9	1441205X1	14	Rivet	
10	1701402M91	1	Cylinder	
11		1		Not Serviced, Order NO. 10
12	1700871M1	1	Spring	
13	1701403M1	2	Ring	
14	1701404M1	2	Piston	
15	1701405M1	2	Pin	
16	1700888M1	2	Boot	
17	1700875M1	1	Breather	
18	339666X1	2	Screw Metric	
19	1441206X1	2	Lock Washer	
20	1701406M1	1	Adjuster	
21	1701407M1	1	Housing	
22	1701408M1	2	Bush	
23	1701409M1	1	Spring	
24	1701410M1	1	Nut	
25	1701411M1	1	Bolt	Left Hand
26	1701412M1	1	Bolt	Right Hand
27	339069X1	1	Circlip	
28	339081X1	1	Screw Metric	
29	391363X1	1	Washer	
30	390734X1	1	Washer Metric	
31	1701413M1	2	Spring	
32	1701414M1	1	Spring	
33	1701415M1	2	Spring	
34	1701416M1	2	Washer	
35	1701417M1	2	Pin	
36	1701400M91	2	Shoe	

FREIN TAMBOUR
TROMMELBREMSE
FRENO DE TAMBOR
DRUM BRAKE } KNOTT



73-278

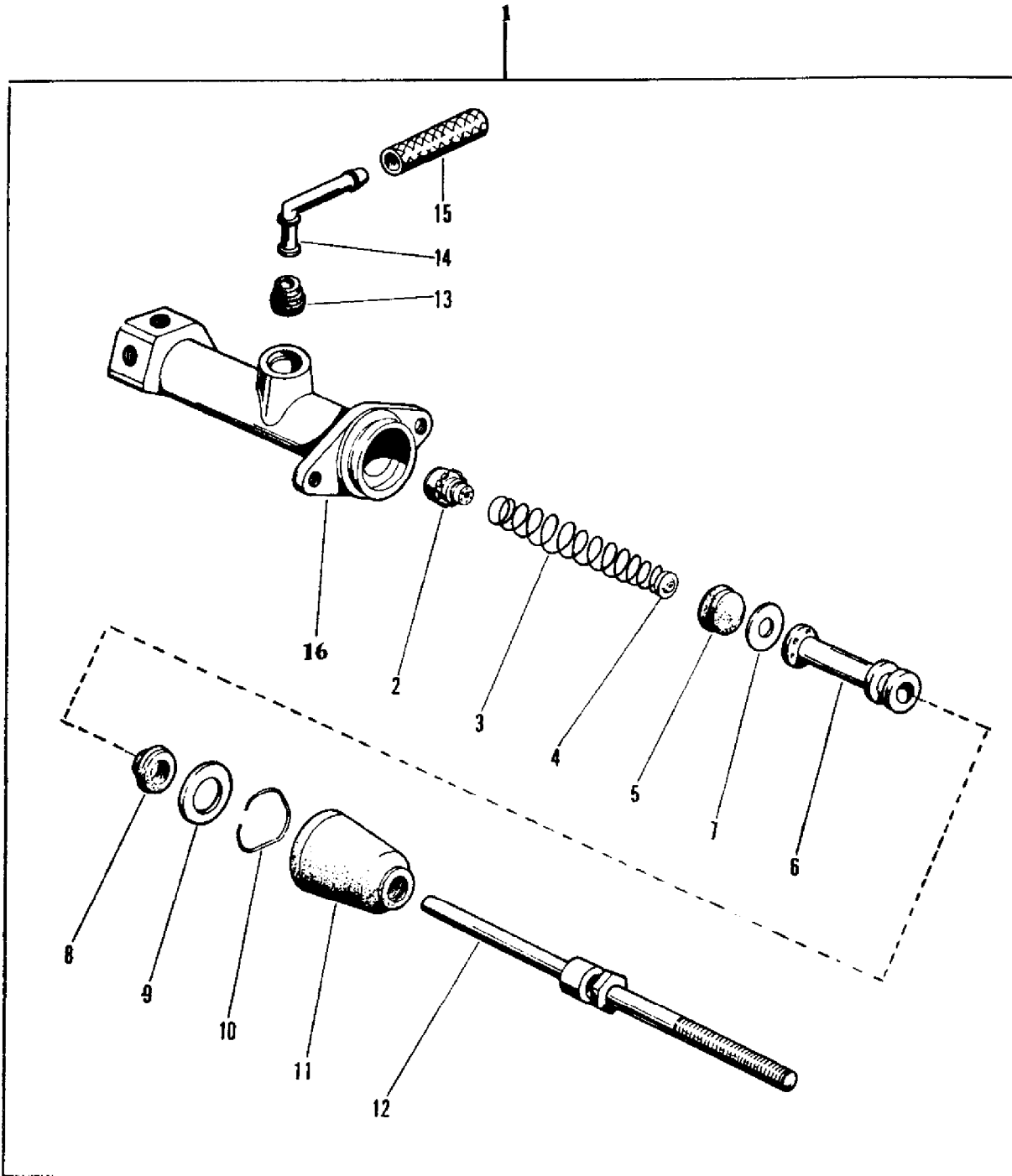
AGCO Corporation
Parts List Report

Massey Ferguson (Europe)
MF 487 COMBINE
Page 203 - DRUM BRAKE - KNOTT

Item	Part Number	Qty	Part Description	Comments
				KNOTT
1	1720018M1	1	Brake	
2		1		Not Serviced, Order NO. 32
3	1701598M1	1	Plate	
4	1701598M1	2	Plate	
5	1701604M1	1	Pinion	
6	1701602M1	1	Screw	
7	1701616M1	1	Pin	
8	1701603M1	2	Pin	
9	391400X1	2	Pin	
10	1701606M1	1	Spring	
11	1701608M91		Cylinder	
12		1		Not Serviced, Order 1701608M91
13	1700871M1	1	Spring	
14	1701610M1	2	Seat	
15	1701611M1	2	Ring	
16	1701612M1	2	Piston	
17	1701614M1	2	Pin	
18	1701613M1	2	Cap	
19	1700875M1	1	Breather	
20	339666X1	2	Screw Metric	
21	391130X1	2	Washer	
22	339087X1	2	Pin	
23	1701599M1	1	Plug	
24		1		Not Serviced, Order NO. 33
25	1701601M1	2	Lining	
26	1441942X1	28	Rivet	
27	1701605M1	2	Spring	
28	1701607M1	2	Pin	
29	1701036M1	2	Spring	
30	1701037M1	4	Cover	
31	391401X1	2	Pin	
32	1701596M91	1	Plate	
33	1701600M91	2	Shoe	

MAÎTRE CYLINDRE
HAUPTBREMSZYLINDER
CILINDRO PRINCIPAL
MASTER CYLINDER

418 644 M1



73-280

AGCO Corporation
Parts List Report

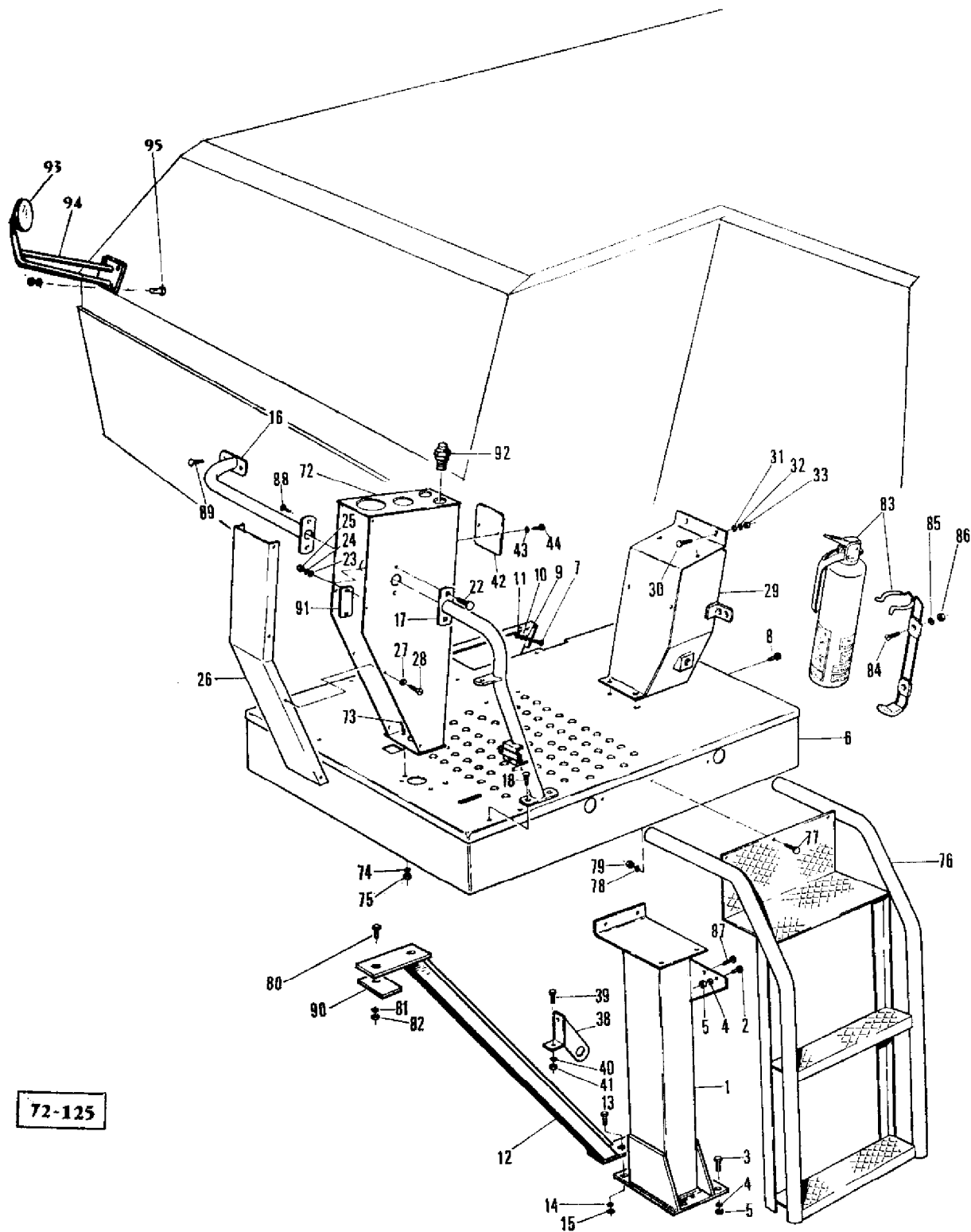
Massey Ferguson (Europe)

MF 487 COMBINE

Page 204 - MASTER CYLINDER - 418644M1

Item	Part Number	Qty	Part Description	Comments
				418644M1
1	418644M1		Cylinder	
2	1701380M1	1	Valve	
3	1701381M91	1	Spring	
4	1701382M1	1	Seat	
5	1701383M1	1	Seal	
6	1701384M91	1	Piston	
7	1701385M1	1	Washer	
8	1701386M1	1	Seal	
9	1701387M1	1	Washer	
10	1701388M1	1	Ring	
11	1701389M1	1	Cap	
12	1701390M1	1	Rod	
13	1701391M1	1	Plug	
14	1701392M1	1	Elbow	
15	1701393M1	1	Hose	
16		1		Not Serviced, Order NO. 1

PLATE-FORME DE TRAVAIL
FAHRERSTAND
PLATAFORMA DEL CONDUCTOR
OPERATORS PLATFORM



72-125

AGCO Corporation
Parts List Report

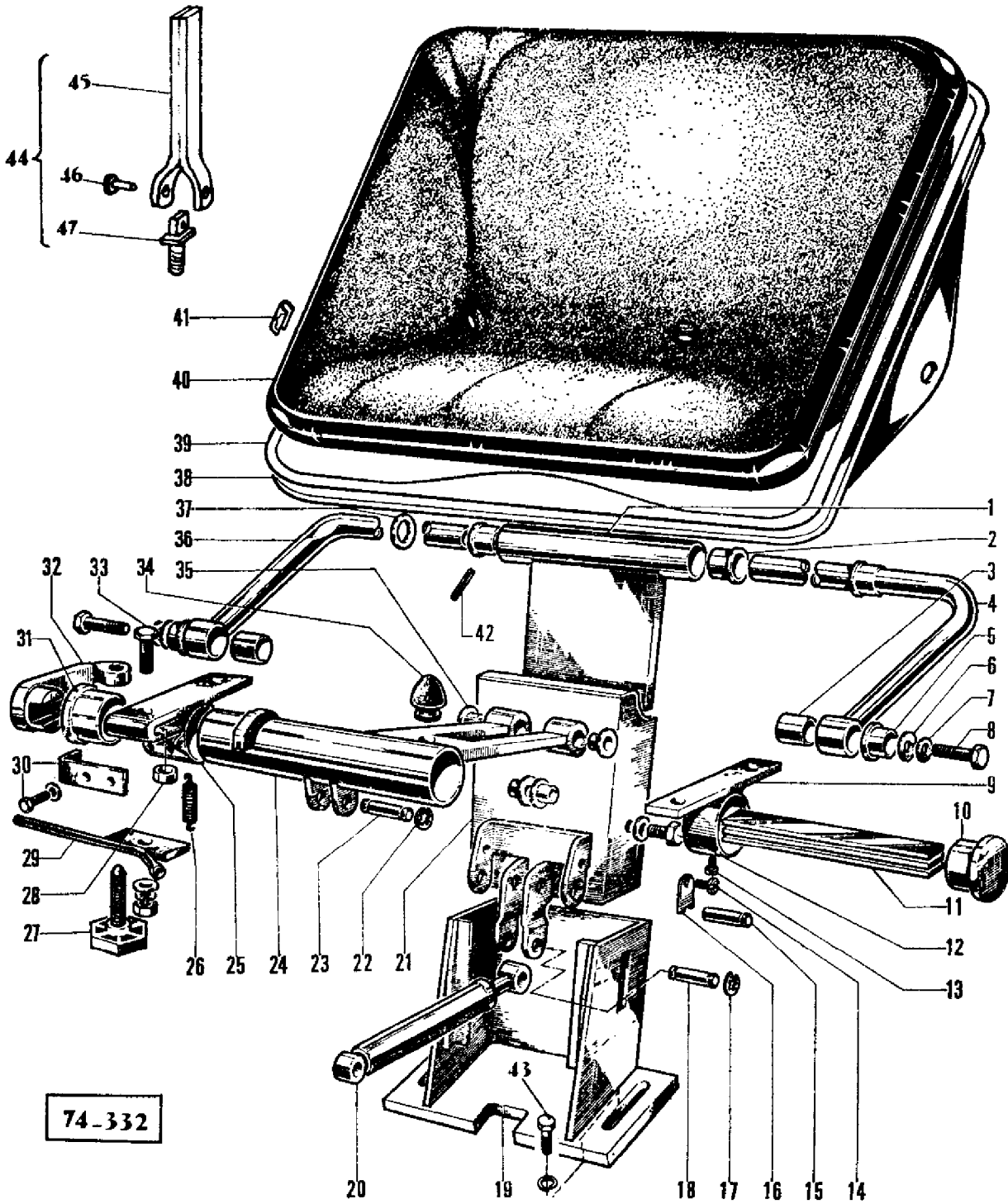
Massey Ferguson (Europe)
MF 487 COMBINE
Page 207 - OPERATORS PLATFORM

Item	Part Number	Qty	Part Description	Comments
1	1720343M92	1	Column	
2	339081X1	6	Screw Metric	
3	339299X1	3	Screw Metric	
4	339376X1	17	Lock Washer	
	391026X1	2	Washer	
5	339402X1	17	Nut Metric	
6	1720337M97	1	Platform	
7	339124X1	1	Screw Metric	
8	339123X1	1	Screw Metric	
9	391166X1	2	Washer Metric	
10	339374X1	2	Lock Washer	
11	339169X1	2	Nut Metric	
12	1720334M92	1	Bearer	
13	339401X1	2	Screw Metric	
14	339369X1	5	Lock Washer	
15	339054X1	5	Nut Metric	
16	1720358M91	1	Ramp	RIGHT
17	1603565M91	1	Ramp	LEFT
18	339170X1	2	Screw	
22	390018X1	2	Bolt	
23	391166X1	4	Washer Metric	
24	339374X1	4	Lock Washer	
25	339169X1	4	Nut Metric	
26	418602M91	1	Cover	
27	339375X1	8	Lock Washer	
28	390903X1	8	Screw Metric	
29	1720350M94	1	Support	
30	390379X1	7	Bolt Metric	
31	391166X1	9	Washer Metric	
32	339374X1	7	Lock Washer	
33	339169X1	7	Nut Metric	
38	418633M91	1	Support	
39	339081X1	2	Screw Metric	
40	339376X1	2	Lock Washer	
41	339402X1	2	Nut Metric	
42	418658M1	1	Plate	
43	339375X1	2	Lock Washer	
44	339359X1	2	Screw Metric	
72	621366M94	1	Panel	

73	339761X1	2	Screw Metric	
73	390018X1	2	Bolt	
74	339374X1	4	Lock Washer	
75	339169X1	4	Nut Metric	
76	1723527M91	1	Ladder	
77	339081X1	3	Screw Metric	
78	339376X1	3	Lock Washer	
79	339402X1	3	Nut Metric	
80	339401X1	2	Screw Metric	
81	339376X1	2	Lock Washer	
82	339402X1	2	Nut Metric	
83	916533M1	1	Extinguisher	
84	339150X1	2	Screw Metric	
85	339375X1	2	Lock Washer	
86	339030X1	2	Nut Metric	
87	339401X1	1	Screw Metric	
88	390018X1	1	Bolt	
	391166X1	1	Washer Metric	
	339374X1	1	Lock Washer	
	339169X1	1	Nut Metric	
89	339170X1	3	Screw	
	339024X1	3	Washer Metric	
	339374X1	3	Lock Washer	
	339169X1	3	Nut Metric	
90	1721694M1	1	Plate	
91	621363M2	2	Dust Shield	
	338320X1	4	Screw	
92	320808M1	1	Switch	(A)
93	1724776M1	1	Mirror	(B)
94	1724895M91	1	Bearer	(B)
95	339123X1	4	Screw Metric	(B)
	339374X1	4	Lock Washer	(B)
	339169X1	4	Nut Metric	(B)
				(A)
				U.K. ONLY
				(B)
				FOR GERMANY ONLY

SIÈGE
FAHRERSIT
ASIENTO
SEAT

"FRITZMEIER"



AGCO Corporation
Parts List Report

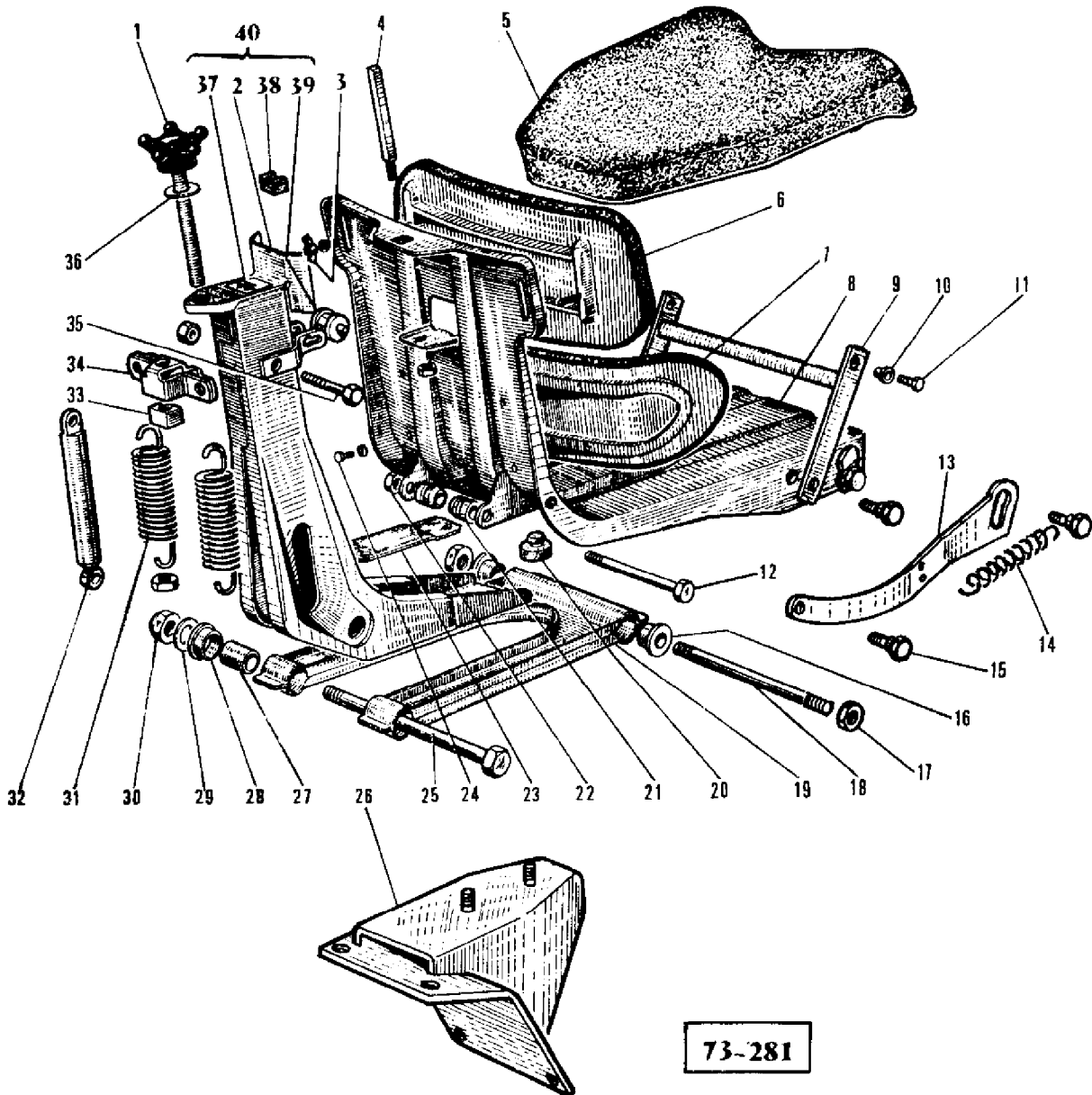
Massey Ferguson (Europe)
MF 487 COMBINE
Page 212 - SEAT - FRITZMEIER

Item	Part Number	Qty	Part Description	Comments
	418608M2	1	Seat	FRITZMEIER
1	1701319M1	1	Guide	
2	1701320M1	2	Bush	
3	1701341M1	2	Spacer	
4	1701321M1	1	Pendulum	
5	1701320M1	2	Bush	
6	1701591M1	2	Washer	
7	1701592M1	2	Washer	
8	339018X1	2	Bolt Metric	
9	1701335M1	1	Bearing Assy	
10	1701336M1	1	Bush	
11	1701330M1	3	Spring	
12	339081X1	2	Screw Metric	
	390734X1	2	Washer Metric	
13	1441945X1	2	Screw Metric	
14	1441944X1	1	Screw Metric	
15	1701325M1	2	Clevis Pin	
16	1701326M1	2	Cowl	
17	391415X1	2	Circlip	
18	1701329M1	1	Clevis Pin	
19	1701316M1	1	Bearer	
20	1701328M1	1	Shock Absorber	
21	1701317M1	1	Slipper	
22	391415X1	2	Circlip	
23	1701329M1	1	Clevis Pin	
24	1701323M1	1	Pendulum	
25	1701331M1	1	Bearing Assy	
26	1701338M1	1	Spring	
27	1701337M1	1	Screw	
28	1701590M1	1	Washer	
29	1701340M1	1	Lever	
30	1701334M1	1	Anglepiece	
	1701589M1	2	Washer	
	391074X1	2	Screw Metric	
31	1701332M1	1	Bush	
32	1701333M1	1	Handle	
33	339401X1	4	Screw Metric	
	339376X1	4	Lock Washer	

	390972X1	1	Washer Metric
	339169X1	4	Nut Metric
34	1701327M1	1	Catch
35	1701324M1	2	Bush
36	1701322M1	1	Pendulum
37	339554X1	1	Washer
38	1701342M1	1	Shell
39	1701593M1	1	Cushion
40	1701594M1	1	Cover
41	1701595M1	28	Clip
42	339071X1	1	Pin
43	339401X1	2	Screw Metric
	339376X1	2	Lock Washer
	390734X1	2	Washer Metric
44	1603982M91	2	Latch
45	1603980M91	2	Lever
46	339450X1	2	Rivet
47	1603981M1	2	Screw

SIÈGE
FAHRERSIT
ASIENTO
SEAT

"SABLÉ"



73-281

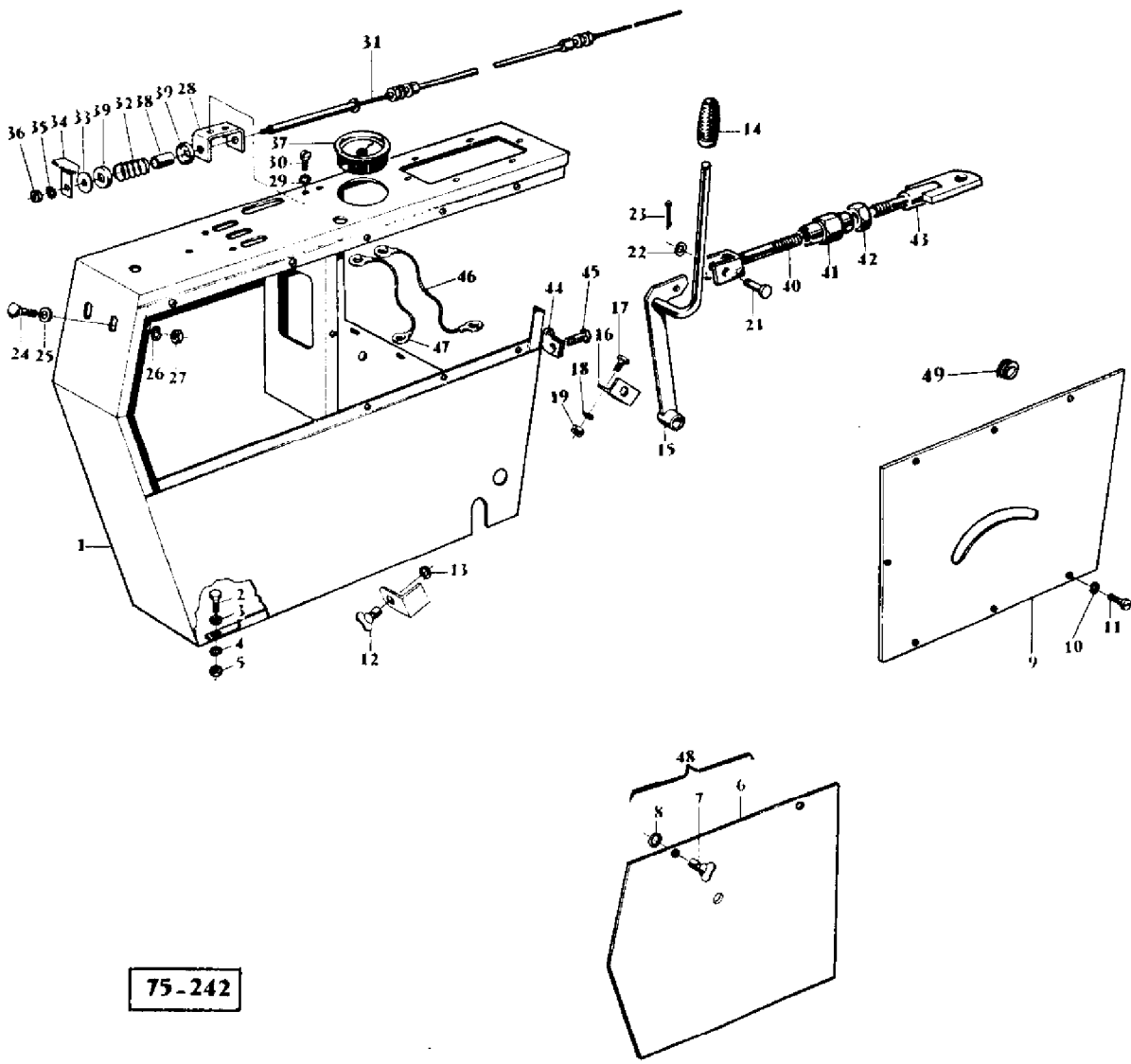
AGCO Corporation
Parts List Report

Massey Ferguson (Europe)
MF 487 COMBINE
Page 216 - SEAT - SABLE

Item	Part Number	Qty	Part Description	Comments
				SABLE
1	1804996M1	1	Knob	(C, D)
2		1		Not Serviced, Order 40 (C, D)
3	1804946M1	2	Nut	(C)
	1806697M1	2	Washer	(C)
4	1806705M1	1	Rod	(C, D)
5	1805774M1	1	Seat	(C, D)
6	1804992M1	1	Back Rest	(C, D)
7	1804994M1	1	Rest	(C, D)
8	1807222M1	1	Arm	(C, D)
9	1805767M1	1	Link	(C, D)
10	1804953M1	2	Spacer	(C, D)
11	1804952M1	2	Bolt	(C, D)
12	1804970M1	1	Bolt	(C, D)
13	1805768M1	1	Arm	(C, D)
				Right Hand
	1805769M1	1	Arm	(C, D)
				Left Hand
14	1807221M1	1	Spring	(C, D)
15	1805770M1	6	Screw	(C, D)
16	1804961M1	2	Bush	(C, D)
17		2	Nut	(C, D)
18		1	Rod	(C, D)
19	1807226M1	1	Arm	(C, D)
20	1806707M1	1	Bumper	(C, D)
21	1804960M1	2	Bush	(C, D)
22		3	Nut	(C, D)
23	1804957M1	1	Plate	(C, D)
24	1804966M1	4	Screw	(C, D)
	1804967M1	4	Washer	(C, D)
25	1807227M1	1	Bolt	(C, D)
26	1807228M1	1	Bearer	(C, D)
27		2	Socket	(C, D)
28	1804965M1	4	Bush	(C, D)
29		4	Washer	(C, D)
30		1	Nut	(C, D)
31	1804943M1	2	Spring	(C, D)
32	1806714M1	1	Damper	(B, C, D)

	1806728M1	1	Damper	(B, C, D)
33	1806713M1	1	Nut	(C, D)
34	1806712M1	1	Support	(C, D)
35	1806715M1	1	Bolt	(C, D)
36	1804991M1	1	Washer	(C, D)
37	1806698M1	1	Label	(C, D)
38	1806704M1	1	Shoe	(C, D)
39	1806703M1	1	Roller	(C, D)
40	1807224M1	1	Pedestal	(C, D)
				NOT ILLUSTRATED
	1806708M1	1	Plate	(D)
	1805775M1	2	Knob	(D)
	1807230M1	1	Housing	(D)
	1806710M1	1	Curtain	(D)
				Left Hand
	1806711M1	1	Curtain	(D)
				Right Hand
	1806719M1	1	Label	(D)
	1806698M1	1	Label	(D)
				(B)
				ALTERNATIVE
				(C)
				609792M1
				(D)
				609793M1, GERMANY

**BOÎTE DE CONTRÔLE
GERÄTEKONSOLE
CUADRO DE PALANCAS
CONTROL PANEL**



75-242

AGCO Corporation
Parts List Report

Massey Ferguson (Europe)
MF 487 COMBINE
Page 220 - CONTROL PANEL

Item	Part Number	Qty	Part Description	Comments
1	621 151M97	1	Boot	
2	339124X1	13	Screw Metric	
3	339024X1	13	Washer Metric	
4	339374X1	13	Lock Washer	
5	339169X1	14	Nut Metric	
6		1		Not Serviced, Order NO. 48
7	418065M1	2	Fastener	
8	1441241X1	2	Segment	
9	1603591M91	1	Cover	
10	339375X1	7	Lock Washer	
11	339359X1	7	Screw Metric	
12	1604071M1	1	Latch	
13	786051M1	1	Grommet	
14	403262M1	1	Handle	
15	418075M92	1	Lever	
16	418078M1	1	Anglepiece	
17	339124X1	2	Screw Metric	
18	339374X1	2	Lock Washer	
19	339169X1	2	Nut Metric	
20	1721081M92	1	Arm	
21	339791X1	1	Pin	
22	339534X1	1	Washer Metric	
23	391401X1	1	Pin	
24	339170X1	2	Screw	
25	339024X1	2	Washer Metric	
26	339374X1	2	Lock Washer	
27	339169X1	2	Nut Metric	
28	418082M91	1	Bracket	
29	339375X1	2	Lock Washer	
30	390903X1	2	Screw Metric	
31	609765M1	1	Cable	
32	1706055M1	1	Spring	
33	339843X1	1	Washer	
34	1721993M91	1	Pointer	
35	339375X1	1	Lock Washer	
36	339030X1	1	Nut Metric	
37	621098M1	1	Meter	(D)
	621953M1	1	Meter	(E)
37	655670M91	1	Plate	(A)

38	1721996M1	1	Tube
39	1721997M1	2	Washer
40	1721022M91	1	Yoke
41	339880X1	1	Turnbuckle
42	339054X1	1	Nut Metric
43	1603998M91	1	Arm
44	401864M1	1	Bridle
45	339124X1	1	Screw Metric
	339374X1	1	Lock Washer
	339169X1	1	Nut Metric
46	621071M1	1	Wire
47	621070M1	1	Wire
48	418062M91	1	Plate
	607783M91	1	Plate
49	612494M1	1	Grommet

(C)

(B)

(A)

U.K. ONLY

(B)

Up to Serial or Engine Number 36544

(C)

From Serial or Engine Number 36545

From Serial or Engine Number R1320301

(D)

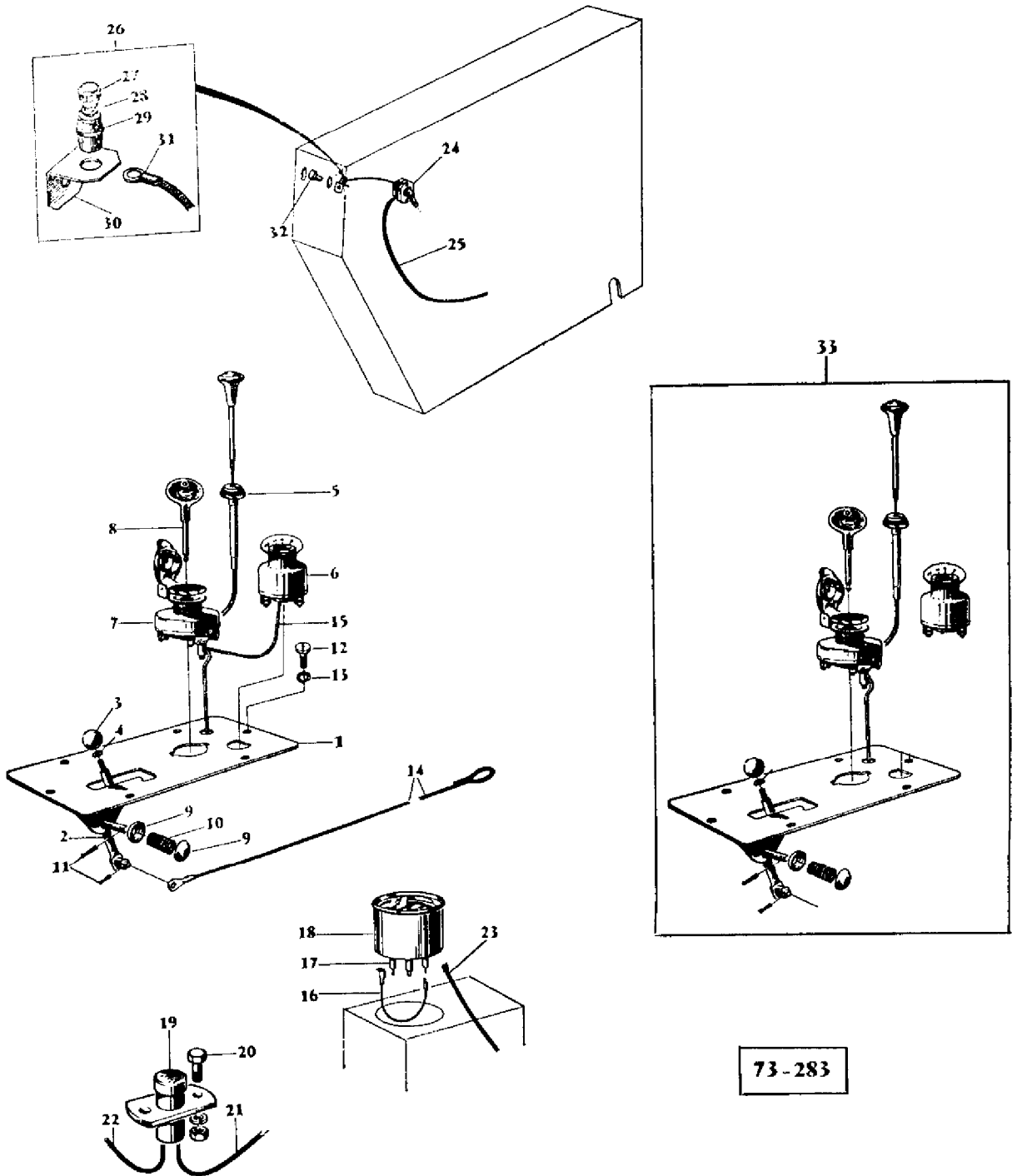
Up to Serial or Engine Number 37759

Up to Serial or Engine Number R1337502

(E)

From Serial or Engine Number 37760

**TABLEAU DE BORD
SCHALTBRETT
TABLERO DE INSTRUMENTOS
INSTRUMENT PANEL**



AGCO Corporation
Parts List Report

Massey Ferguson (Europe)

MF 487 COMBINE

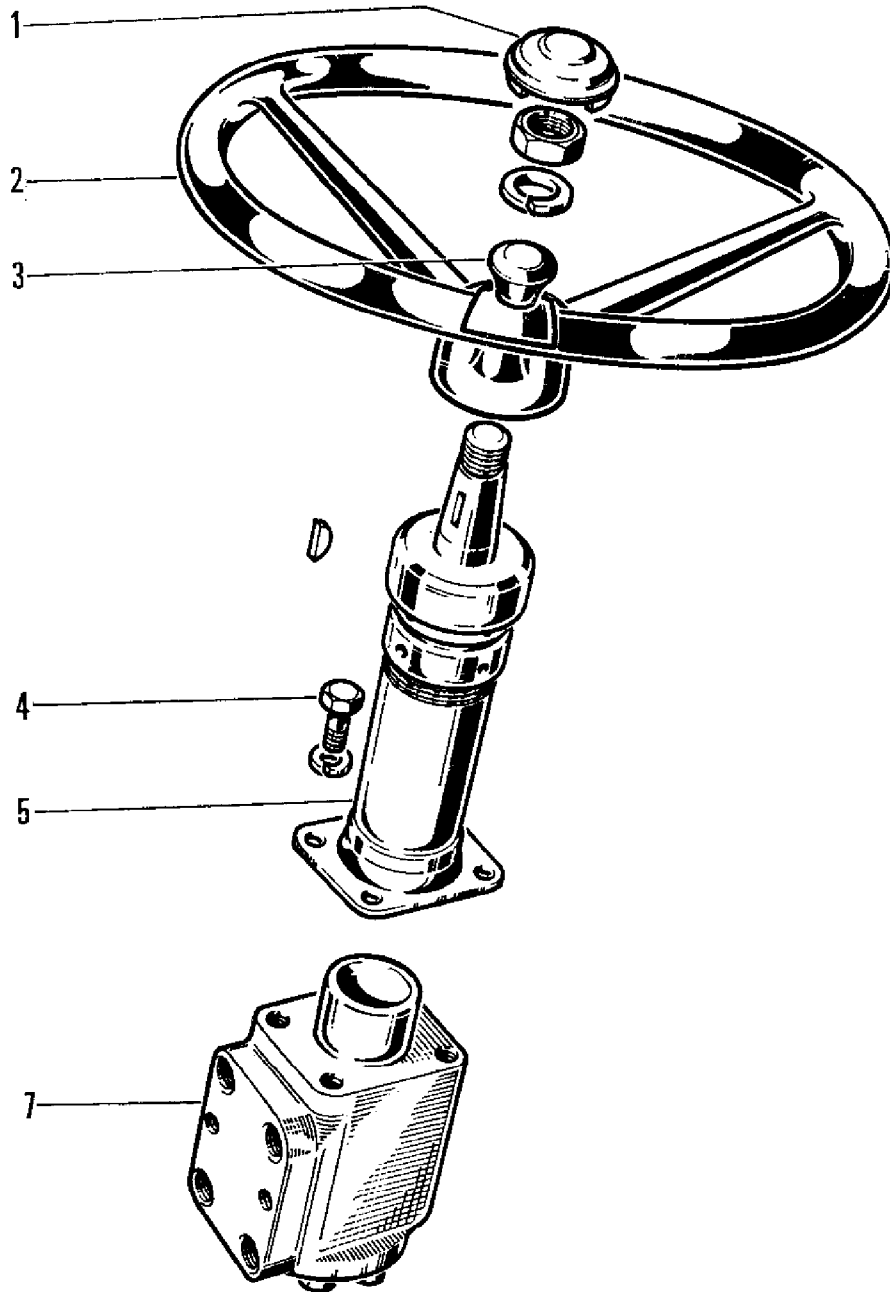
Page 223 - INSTRUMENT PANEL

Item	Part Number	Qty	Part Description	Comments
1	621958M91	1	Instrument Panel	
2	609763M91	1	Lever	
3	339426X1	1	Knob	
4	339375X1	1	Lock Washer	
5	621489M3	1	Cable	(F)
	916300M1	1	Pull	(G)
6	417402M1	1	Switch	
7	621088M1	1	Box	
8	1700112M1	1	Key Door	
9	401888M1	2	Washer	
10	1706037M1	1	Spring	
11	339087X1	2	Pin	
12	339359X1	6	Screw Metric	
13	339375X1	6	Lock Washer	
14	418079M91	1	Cable	(F)
	916202M91	1	Cable	(G)
15	410410M1	1	Cable	
16	418729M1	4	Cable	(A)
	418729M1	3	Cable	(B)
17	403704M1	6	Bulb 12v 2w	(A)
	403704M1	5	Bulb 12v 2w	(B-H)
	908597M1	1	Bulb	(I)
18	1723378M1	1	Instrument	(H)
	916157M1	1	Instrument	(I)
19	1721659M1	1	Switch	(C)
20	339666X1	2	Screw Metric	(C)
	339375X1	2	Lock Washer	(C)
	339030X1	2	Nut Metric	(C)
21	609672M1	1	Wire	(C)
22	1721703M2	1	Wire	(C)
23	911842M1	1	Wire	
24	609781M1	1	Switch	(D)
25	609784M1	1	Wire	(D)
26	609782M1	1	Fuse	(D)
27	1800065M1	1	Cap	
28	330245X1	1	Washer	
29	1802329M1	1	Fuse	
30	1802327M1	1	Bearer	
31	1803285M1	1	Cable	

32		1	Parts Book
33	621490M93	1	Instrument Box

(A)
LUCAS
(B)
PARIS RHONE
(C)
Up to Serial or Engine Number 36544
(D)
From Serial or Engine Number 36545
From Serial or Engine Number R1320301
(E)
SEE REP. PAGE
(F)
From Serial or Engine Number 37503
From Serial or Engine Number R1337502
(G)
From Serial or Engine Number 37504
From Serial or Engine Number R1337503
(H)
Up to Serial or Engine Number 37759
Up to Serial or Engine Number R1337502
(I)
From Serial or Engine Number 37760

DIRECTION
LENKUNG UND LENKGESTANGE
DIRECCIÓN
STEERING



71 - 93

AGCO Corporation
Parts List Report

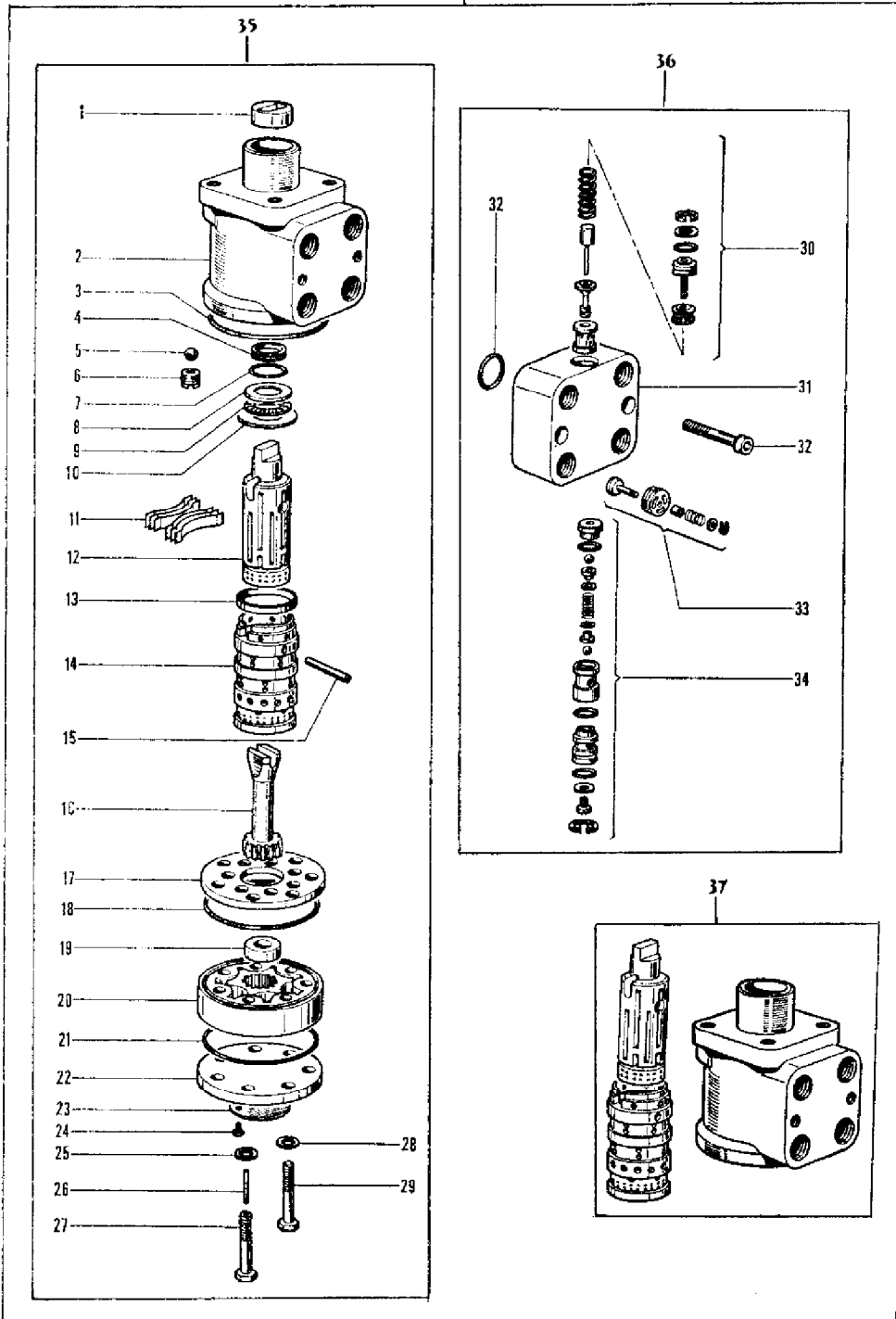
Massey Ferguson (Europe)
MF 487 COMBINE
Page 224 - STEERING

Item	Part Number	Qty	Part Description	Comments
1	415918M1	1	Cap	
2	417943M1	1	Wheel	
3	417944M1	1	Handle	
4	339081X1	4	Screw Metric	
	339376X1	4	Lock Washer	
5	1720166M1	1	Column	
7	619627M1	1	Pressure Valve	(A)
				(A)

DETAIL PAGE 227

**DISTRIBUTEUR DE DIRECTION
 HYDROSTATISCHES STEUERGERAT
 BOMBA HIDROSTATICA DE LA DIRECCIÓN
 HYDROSTATIC STEERING PUMP**

38



73-284

AGCO Corporation
Parts List Report

Massey Ferguson (Europe)

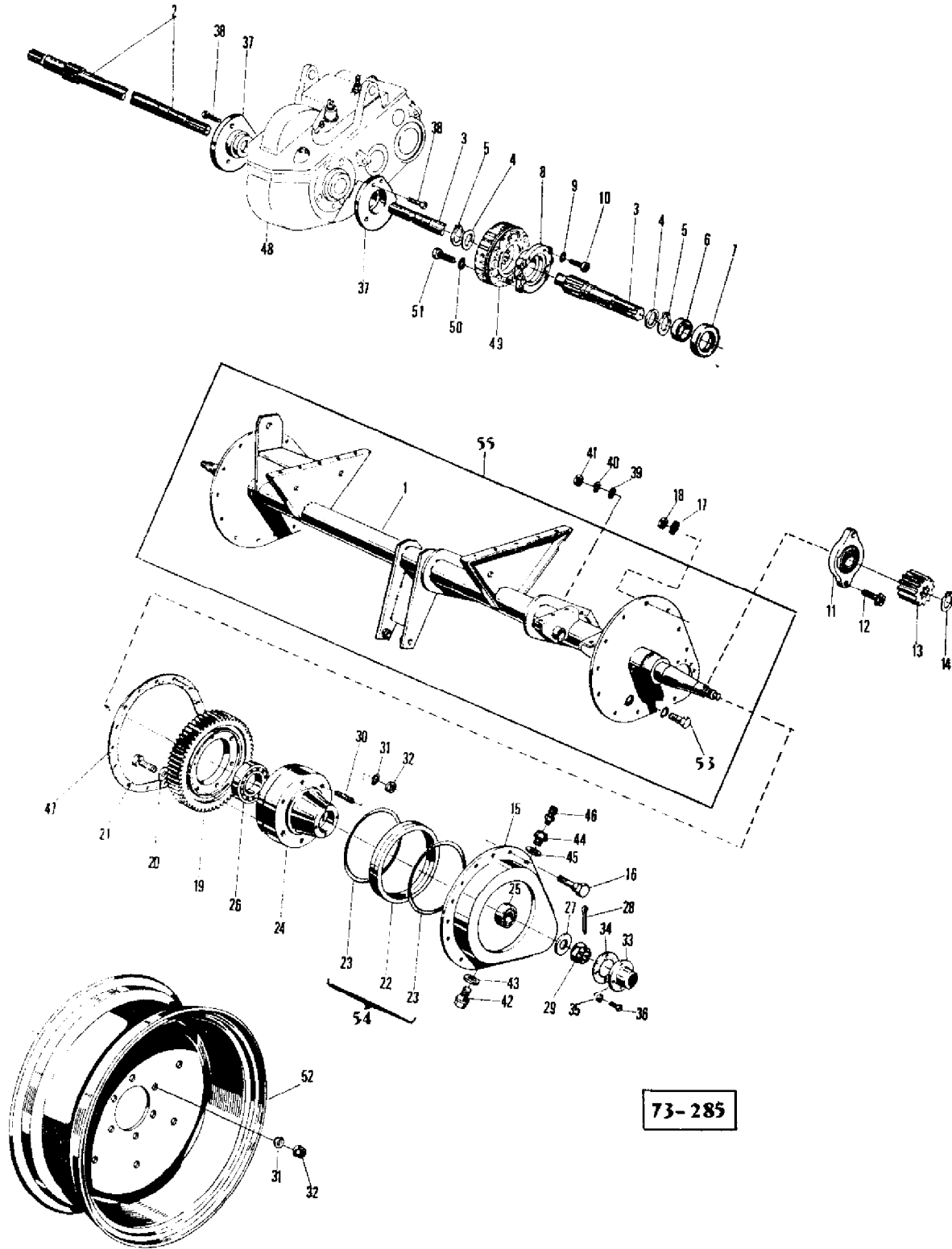
MF 487 COMBINE

Page 227 - HYDROSTATIC STEERING PUMP

Item	Part Number	Qty	Part Description	Comments
1	1806306M1	1	Coupling	
2	1806412M91	1	Pump	Not Serviced, Order NO. 37
.	1806326M1	1	Parts Pack	
3	1806314M1	1	Seal	
4	1806414M1	1	Seal	
5	1806311M1	1	Ball	
6	1806313M1	1	Seat	
7	1806413M1	1	Gasket	
8	1806307M1	1	Washer	
9	1806308M1	1	Bearing Assy	
10	1806309M1	1	Washer	
11	1806305M1	6	Spring	
12		1		Not Serviced, Order NO. 37
13	1806303M1	1	Bush	
14		1		Not Serviced, Order NO. 37
15	1806310M1	1	Pin	
16	1806416M1	1	Shaft	
17	1806319M1	1	Plate	
18	1806315M1	1	Seal	
19	1806415M1	1	Spacer	
20	1806324M1	1	Gear	
21	1806315M1	1	Seal	
22	1806316M1	1	Cap	
23	1806325M1	1	Plate	
24	1806318M1	2	Screw	
25	1806317M1	1	Washer	
26	1806312M1	1	Pin	
27	1806320M1	1	Screw	
28	1806317M1	6	Washer	
29	1806321M1	6	Screw	
30	1806329M1	1	Valve	
31				Not Serviced, Order NO. 36
	1806331M1	1	Block	
32	1806332M1	1	Kit, Repair	
33	1806328M1	1	Valve	
34	1806330M1	1	Valve	
35	1806412M91	1	Pump	
36	1806327M91	1	Block	
37	1806322M1	1	Housing	

38	619627M1	1	Pressure Valve
----	----------	---	----------------

**PONT AVANT
VORDERACHSE
PUENTE DELANTERO
FRONT AXLE**



AGCO Corporation
Parts List Report

Massey Ferguson (Europe)
MF 487 COMBINE
Page 228 - FRONT AXLE

Item	Part Number	Qty	Part Description	Comments
1	609896M91	1	Front Axle	
2	1720016M1	1	Shaft	(A) RIGHT
	609682M1	1	Shaft	(B) RIGHT
3	1720017M1	1	Shaft	(A) LEFT
	609681M1	1	Shaft	LEFT
4	417128M1	4	Washer	
5	1440478X1	4	Circlip	
6	416944M1	2	Spacer	(A)
	609683M1	2	Spacer	(B)
7	417213M1	2	Bush	
8	418134M1	2	Housing	
9	1440990X1	12	Washer	
10	1440904X1	12	Screw Metric	
11	418135M1	2	Housing	
12	391369X1	4	Bolt Metric	
13	416949M1	2	Pinion	(A) Number of Teeth/Splines: 12
	609684M1	2	Pinion	(B) Number of Teeth/Splines: 12
14	390948X1	2	Circlip	(A)
	1442334X1	2	Bolt	(B)
	338642X1	2	Washer	(B)
15	418136M91	2	Housing	
16	418138M1	28	Bolt	
17	339375X1	28	Lock Washer	
18	339030X1	28	Nut Metric	
19	416955M1	2	Gear	Number of Teeth/Splines: 63
20	390764X1	12	Washer Metric	
21	339442X1	12	Bolt Metric	
22				Not Serviced, Order NO. 54
23	1701153M1	4	Washer	
24	416953M1	2	Hub	
25	339440X1	2	Bearing	
26	339439X1	2	Bearing	
27	391309X1	2	Washer Metric	

28	339040X1	2	Pin	
29	390761X1	2	Nut Metric	
30	390851X1	12	Stud	
31	339448X1	12	Washer	
32	339447X1	12	Nut Metric	
33	401018M2	2	Cap	
34	401044M1	2	Joint	
35	339375X1	8	Lock Washer	
36	339560X1	8	Screw Metric	
37	403185M1	2	Retainer	
38	339008X1	6	Bolt Metric	
39	339817X1	6	Washer Metric	
40	339374X1	6	Lock Washer	
41	339169X1	6	Nut Metric	
42	339494X1	2	Plug	
43	390202X1	2	Seal	
44	416956M1	2	Plug	
45	390202X1	2	Seal	
46	623357M11	2	Breather	
47	418139M1	2	Joint	
48	905303M91	1		See Page/Reference Number 191
49	1721440M1	2	Brake	
50	1440990X1	12	Washer	
51	1441701X1	12	Screw Metric	
52	413797M1	2	Wheel	12 X 26
	413286M2	2	Wheel	14 X 20
	621143M2	2	Rim	42 X 24
53	1441535X1	2	Plug	
	391312X1	2	Gasket	
54	416954M1	2	Joint	
55	609897M92	1	Front Axle	

(A)

Up to Serial or Engine Number 37024

(B)

From Serial or Engine Number 37025

From Serial or Engine Number R1320301

AGCO Corporation
Parts List Report

Massey Ferguson (Europe)

MF 487 COMBINE

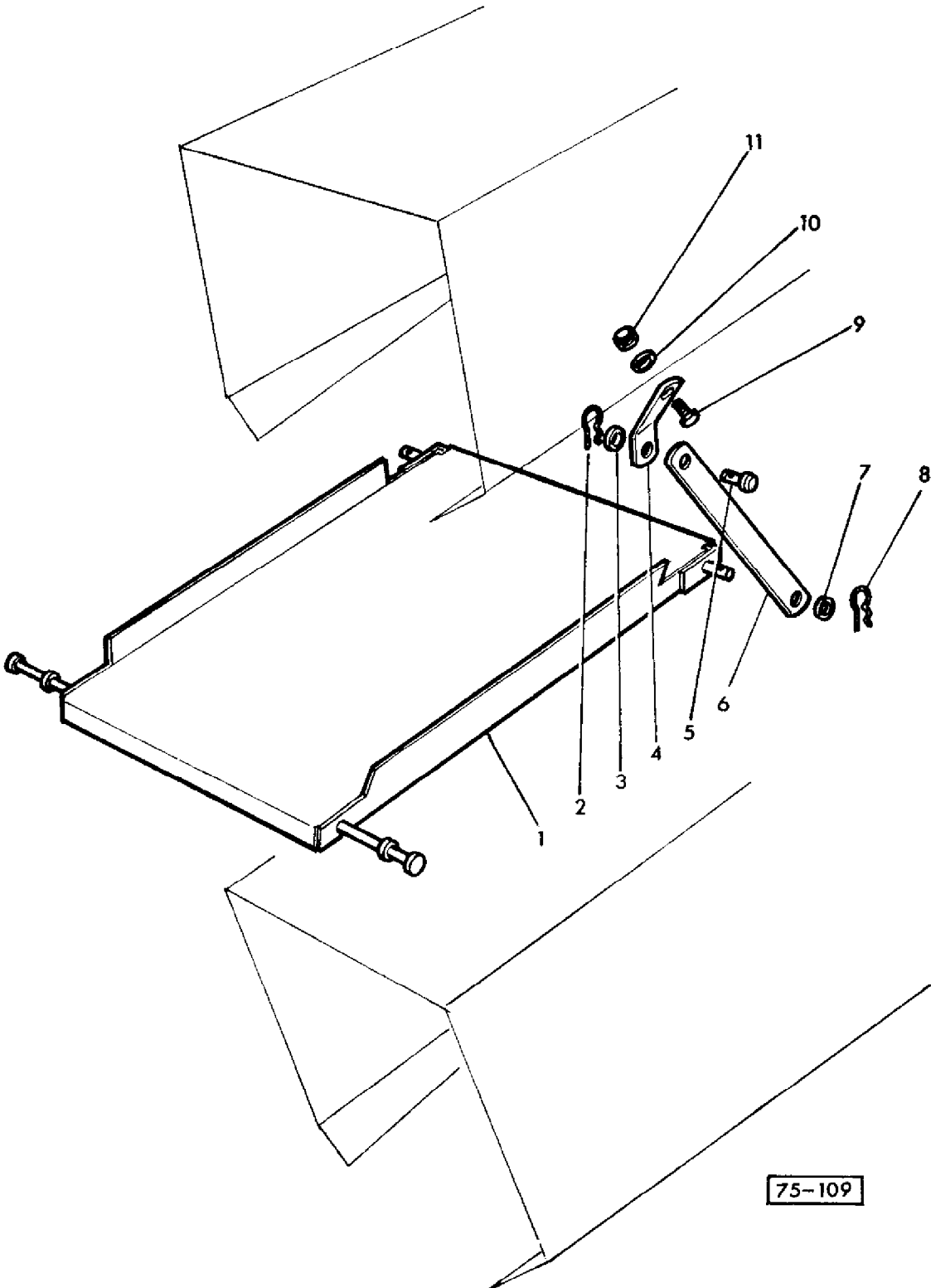
Page 232 - SHIFT LEVERS-8 SP SYNCHRO SHUTTLE TRANSMISSION

Item	Part Number	Qty	Part Description	Comments
1	621496M93	1	Axle	(A)
	621999M92	1	Axle	(B)
2	1720005M92	1	Rod	(A)
	419088M1	1	Rod	(B)
3	1720000M93	1	Axle	(A)
	1723639M91	1	Axle	(B)
4	1720001M93	1	Axle	(A)
	1723640M91	1	Axle	(B)
5	390691X1	2	Key Door	(A, B)
6	1720010M1	1	Lever	(A)
	1722786M1	1	Lever	(B)
7				See Page/Reference Number 4
8	418144M1	6	Bush	(A, B)
9	1441101X1	4	Pin	(A, B)
10	1441070X1	1	Pin	(A)
	339328X1	1	Washer	(A)
	339133X1	1	Pin	(A)
	1441780X1	1	Clevis Pin	(B)
	391382X1	1	Washer Metric	(B)
	339133X1	1	Pin	(B)
11	1748044M92	1	Cylinder	(A, B, E)
12	418150M1	1	Bush	(A, B)
13	417203M1	1	Pin	(A, B)
	339328X1	1	Washer	(A, B)
	339133X1	1	Pin	(A, B)
14	339003X1	5	Greaser	(A, B)
15	412346M1	2	Bush	(A, B)
16	1720009M2	1	Lever	(A)
				Left Hand
	1723638M1	1	Arm	(B)
				Left Hand
17	391346X1	2	Seal	(A, B)
18	416439M1	2	Bearing	(A, B)
	658110M1	2	Cone	(A, B)
	834136M1	2	Cup	(A, B)
19	416438M1	2	Hub	(A, B)
20	408977M1	2	Bearing	(A, B)
	831055M1	2	Cone	(A, B)
	831054M1	2	Cup	(A, B)

21	339027X1	2	Washer Metric	(A, B)
22	390763X1	2	Nut	(A, B)
23	390448X1	2	Pin	(A, B)
24	416121M1	2	Cap	(A, B)
25	1721109M1	1	Bush	(A)
	419028M1	1	Bush	(B)
26	339587X1	10	Washer	(A, B)
27	339631X1	10	Screw	(A, B)
28	404839M1	2	Wheel	(C, A, B)
				700 X 12
	419435M1	2	Rim	(D, A, B)
				700 X 12
	621130M1	2	Wheel	400 X 16
29	1720006M92	1	Tube	(A)
30	239617X1	2	Nut	(A)
31	1440831X1	2	Toggle	(A)
32	1441061X1	2	Nut Metric	(A)
33	390447X1	2	Pin	(A)
34	391112X1	1	Bolt Metric	(A, B)
				Left Hand
35	609930M1	1	Washer	(A, B)
36	390690X1	1	Bolt Metric	(A, B)
				Right Hand
37	339054X1	1	Nut Metric	(A, B)
38	339369X1	1	Lock Washer	(A, B)
39	416895M91	2	Axle	(A, B)
				(A)
				STANDARD
				(B)
				NARROW
				(C)
				STEEL
				(D)
				IRON
				(E)

See Page/Reference Number 279

**TÔLE DE PROTECTION ESSIEU AR.
SCHUTZBLECH HINTERACHSE
DEFENSAS DEL PUENTE TRASERO
REAR AXLE GUARD**



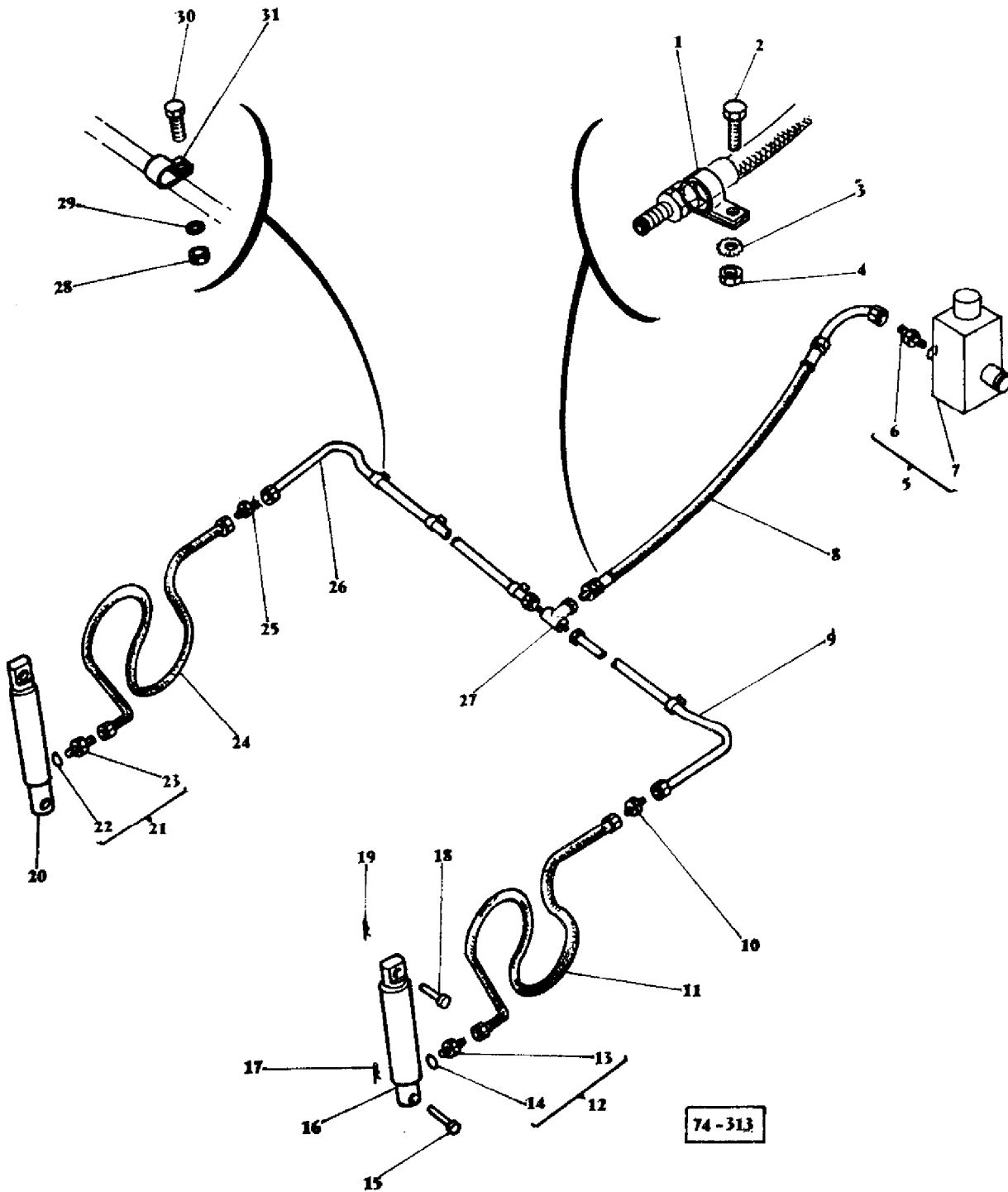
75-109

AGCO Corporation
Parts List Report

Massey Ferguson (Europe)
MF 487 COMBINE
Page 235A - REAR AXLE GUARD

Item	Part Number	Qty	Part Description	Comments
1	1603055M91	1	Guard	(A)
	1603056M91	1	Shield	(B)
2	195415M1	2	Hair Pin	(A, B)
3	339615X1	2	Washer Metric	(A, B)
4	1603051M1	2	Strap	(A, B)
5	1442655X1	2	Clevis Pin	(A, B)
6	1603052M1	2	Plate	(A)
	1603053M1	2	Plate	(B)
7	339615M1	2	Washer	(A, B)
8	195415M1	2	Hair Pin	(A, B)
9	339282X1	2	Screw Metric	(A, B)
10	1440314X1	2	Washer	(A, B)
11	339402X1	2	Nut Metric	(A, B)
				(A)
				STANDARD
				(B)
				NARROW

ÉQUIPEMENT HYDRAULIQUE (TABLE) }
 HYDRAULIKANLAGE (TISCH) } 8'
 EQUIPO HIDRAULICO (MESA) }
 HYDRAULIC EQUIPMENT (TABLE) }



74-313

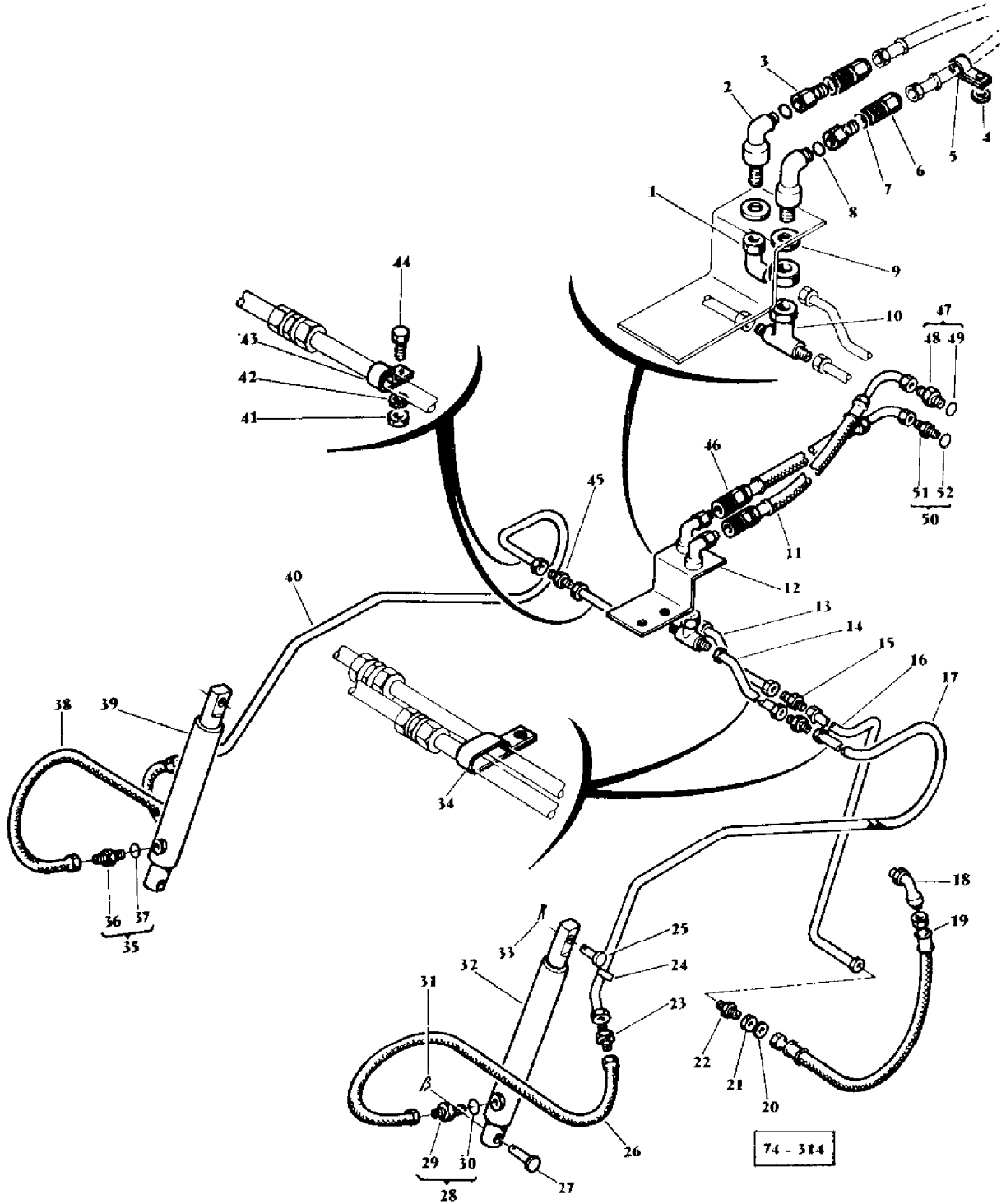
AGCO Corporation
Parts List Report

Massey Ferguson (Europe)
MF 487 COMBINE
Page 236 - HYDRAULIC FOR TABLE

Item	Part Number	Qty	Part Description	Comments
1	916907M1	1	Strap	
2	339666X1	1	Screw Metric	
3	339375X1	1	Lock Washer	
4	339030X1	1	Nut Metric	
5	338747X91	1	Union	
6		1		Not Serviced, Order NO. 5
7	338764X1	1	Seal	
8	1603120M92	1	Hose	
9	1603126M91	1	Tube	
10	338707X1	1	Union	
11	1603121M91	1	Hose	
12	338716X91	1	Union	
13		1		Not Serviced, Order NO. 12
14	338762X1	1	Seal	
15	390081X1	2	Pin	
16	1748022M93	1	Ram	(A)
17	327669M1	2	Pin	
18	390657X1	2	Pin	
19	391405X1	2	Pin	
20	1748022M93	1	Ram	(A)
21	338716X91	1	Union	
22	338762X1	1	Seal	
23		1		Not Serviced, Order NO. 21
24	1603121M91	1	Hose	
25	338707X1	1	Union	
26	1603123M91	1	Tube	
27	619865M1	1	Union	
28	339169X1	4	Nut Metric	
29	390972X1	4	Washer Metric	
30	339123X1	4	Screw Metric	
31	950218M1	4	Clip	

(A)
SEE PAGE 272

EQUIPEMENT HYDRAULIQUE (TABLE)
HYDRAULIKANLAGE (TISCH)
EQUIPO HIDRAULICO (MESA)
HYDRAULIC EQUIPMENT (TABLE) } 10' - 12'



AGCO Corporation
Parts List Report

Massey Ferguson (Europe)

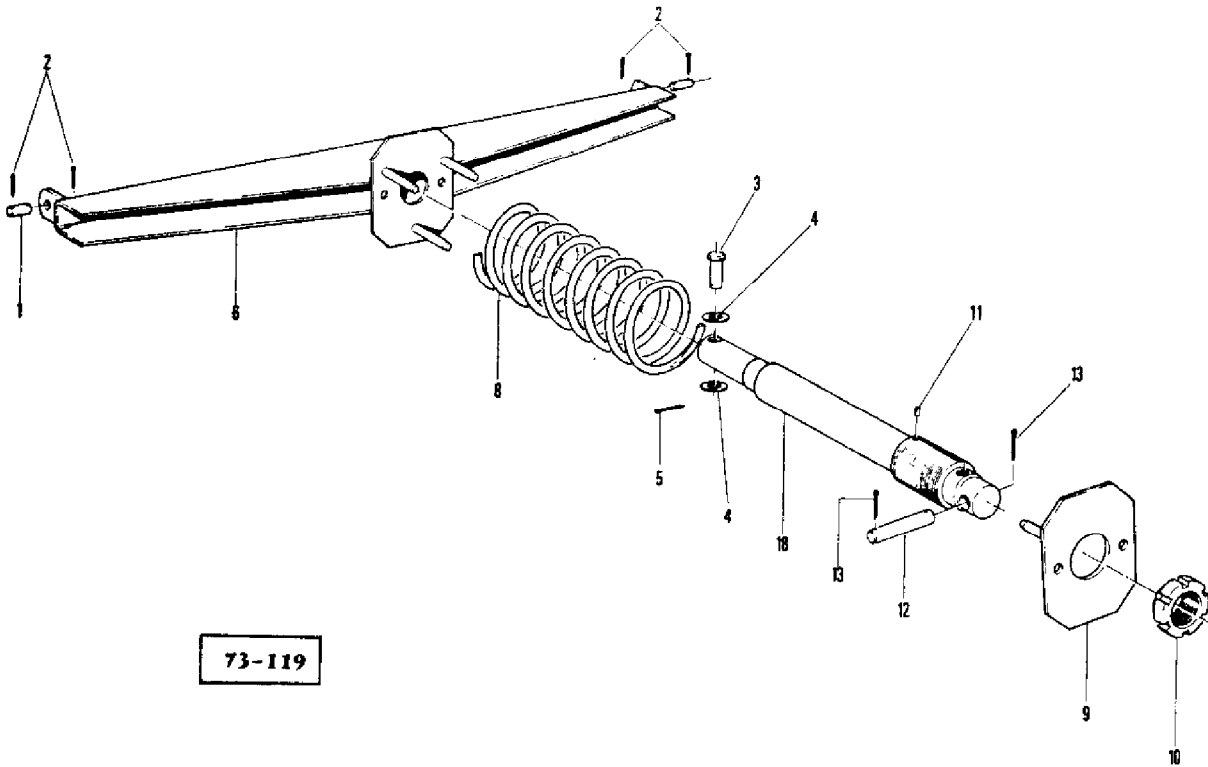
MF 487 COMBINE

Page 239 - HYDRAULIC (TABLE) - 10' - 12'

Item	Part Number	Qty	Part Description	Comments
				10' - 12'
1	1442433X1	1	Union	(A, B)
2	619858M1	2	Union	(A, B)
3	786724M91	2	Coupling	(A, B, C)
	619794M91	2	Union	(A, B, C)
4	1440293X1	1	Washer Metric	(A)
5	786836M1	1	Clip	(A)
6	619857M1	2	Union	(A)
7	831452M1	2	O Ring	(A, B)
8	831452M1	2	O Ring	(A, B)
9	339617X1	2	Nut Metric	(A, B)
10	338785X1	1	Union	(A, B)
11	1603006M91	1	Hose	(A)
12	916822M1	1	Strap	(A)
13	905843M92	1	Tube	(A, B, D)
	905842M92	1	Tube	(A, B, E)
14	905855M92	1	Pipe	(A, B)
15	338707X1	2	Union	(A, B)
16	916872M91	1	Tube	(A)
	916628M91	1	Tube	(B)
17	905841M92	1	Tube	(A, B, D)
	905840M92	1	Tube	(A, B, E)
18	916152M1	1	Union	(A, B)
19	916875M92	1	Hose	(A, B)
20	339072X1	1	Washer	(A, B)
21	338726X1	1	Union	(A, B)
22	338724X1	1	Union	(A, B)
23	338707X1	2	Union	(A, B)
24	360034X1	2	Tie	(A, B)
25	1442511X1	2	Pin	(A, B)
26	905845M91	2	Hose	(A, B)
27	390081X1	2	Pin	(A, B)
28	338716X91	1	Union	(A, B)
29		1		Not Serviced, Order 28 (A, B)
30	338762X1	1	Seal	(A, B)
31	327669M1	2	Pin	(A, B)
32	1748022M93	1	Ram	(A, B, F)
33	391405X1	2	Pin	(A, B)

34	621369M1	2	Bridle	(A)
	916906M1	3	Strap	(B)
	619886M1	9	Sleeve	(A)
	619886M1	6	Sleeve	(B)
35	338716X91	1	Union	(A, B)
36		1		Not Serviced, Order 35
				(A, B)
37	338762X1	1	Seal	(A, B)
38	905845M91	1	Hose	(A, B)
39	1748022M93	1	Ram	(A, B, F)
40	905841M92	1	Tube	(A, B, D)
	905840M92	1	Tube	(A, B, E)
41	339169X1	6	Nut Metric	(A)
41	339169X1	3	Nut Metric	(B)
42	390972X1	3	Washer Metric	(B)
	339374X1	6	Lock Washer	(A)
43	950218M1	3	Clip	(A)
	916874M1	3	Strap	(B)
44	339123X1	3	Screw Metric	(A, B)
45	338707X1	1	Union	(A, B)
46	916351M91	1	Union	(A)
47	338747X91	1	Union	(A)
48		1		Not Serviced, Order 47
				(A)
49	338764X1	1	Seal	(A)
50	338750X91	1	Union	(A)
51		1		Not Serviced, Order 50
				(A)
52	338764X1	1	Seal	(A)
				(A)
				FIX TABLE
				(B)
				QUICK-ATTACH
				(C)
				Alternative
				(D)
				10'
				(E)
				12'
				(F)
				See Page/Reference Number 271

RELEVAGE DE TABLE	}	TABLE FIXE
TISCHAUSHEBUNG		STANDARD TISCH
SUSPENSIÓN DE LA MESA		MESA FIJA
TABLE LIFT		FIX TABLE



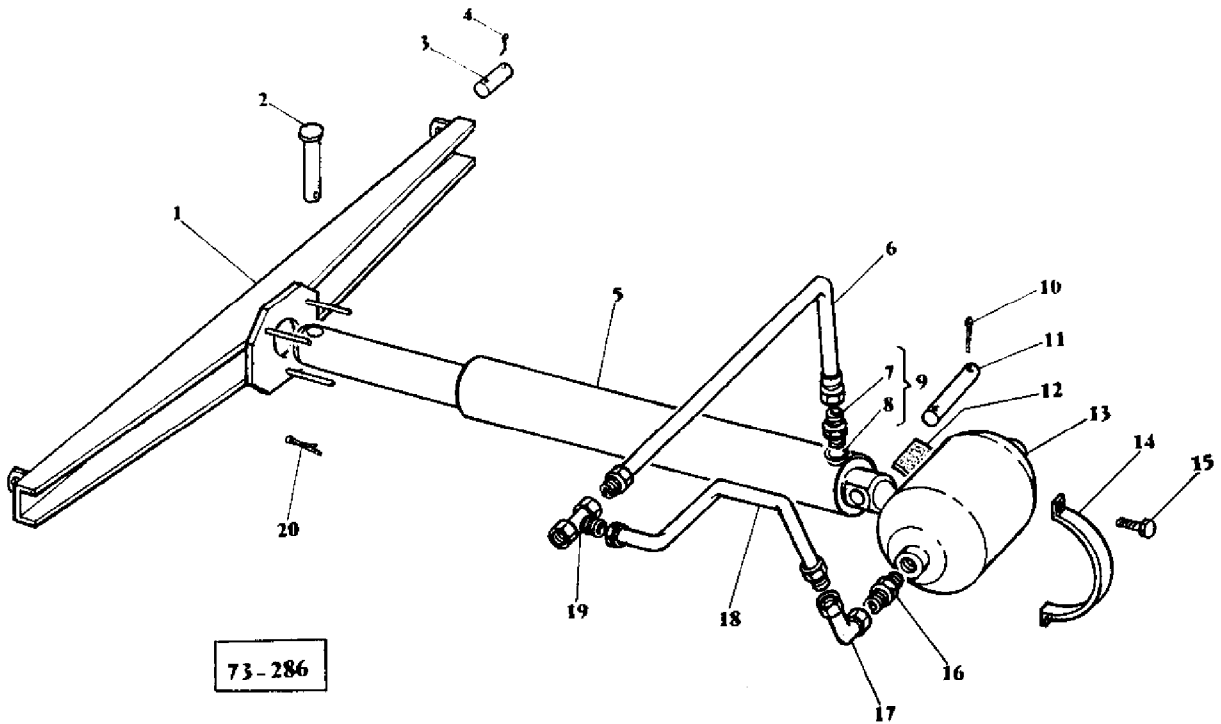
73-119

AGCO Corporation
Parts List Report

Massey Ferguson (Europe)
MF 487 COMBINE
Page 240 - FIX TABLE - 8'

Item	Part Number	Qty	Part Description	Comments
				8'
				10'
				12'
1	412483M1	2	Bolt	
2	339133X1	4	Pin	
3	339955X1	1	Pin	
4	391393X1	2	Washer Metric	8'
				10'
5	339038X1	1	Pin	
6	418816M91	1	Transverse	8'
	419408M91	1	Transverse	10'
				12'
8	1706048M1	1	Spring	8'
	1706054M1	1	Spring	10'
				12'
9	418970M91	1	Guide	8'
				10'
	419413M91	1	Guide	12'
10	418973M1	1	Nut	8'
				10'
	419415M1	1	Nut	12'
11	339798X1	1	Pin	
12	1441286X1	1	Pin	
13	339038X1	2	Pin	
18	1748013M94	1	Ram	(A)
				8'
				10'
	1748076M92	1	Ram	(B)
				12'
				(A)
				See Page/Reference Number 272
				(B)
				See Page/Reference Number 275

RELEVAGE DE TABLE
TISCHAUSHEBUNG
SUSPENSIÓN DE LA MESA
TABLE LIFT } QUICK-ATTACH



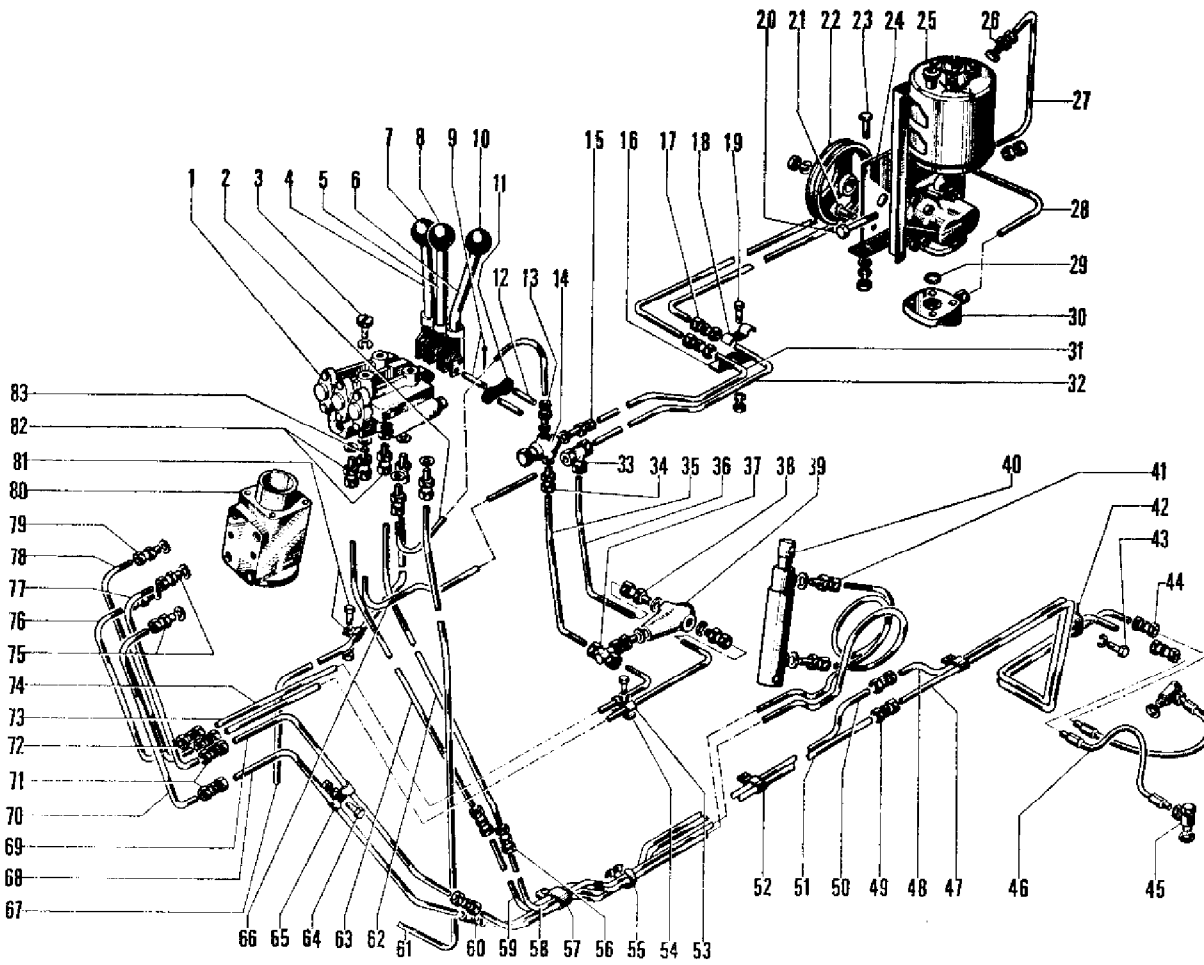
AGCO Corporation
Parts List Report

Massey Ferguson (Europe)
MF 487 COMBINE
Page 243 - TABLE LIFT - QUICK ATTACH

Item	Part Number	Qty	Part Description	Comments
				QUICK ATTACH
1	621567M92	1	Bail	
2	1441270X1	1	Pin	
3	412483M1	2	Bolt	
4	339133X1	4	Pin	
5	1721400M2	1	Ram	(A)
6	1603105M91	1	Hose	
7		1		Not Serviced, Order NO. 9
8	338764X1	1	Seal	
9	338747X91	1	Union	
10	339038X1	2	Pin	
11	1441286X1	1	Pin	
12	910865M1	1	Shim	
13	619820M1	1	Accumulator	
14	905524M1	2	Clamp	
15	339761X1	2	Screw Metric	
	339374X1	2	Lock Washer	
	339169X1	2	Nut Metric	
16	1442376X1	1	Union	
17	1442337X1	1	Union	
18	1603150M91	1	Hydr Hose	
19	1442425X1	1	Union	
20	339038X1	1	Pin	
				(A)
				WILL BE DETAILED IN THE FUTURE

ÉQUIPEMENT HYDRAULIQUE
HYDRAULIKLINKAGE
EQUIPO HIDRAULICO
HYDRAULIC EQUIPMENT

→ N° 35513



73-287

AGCO Corporation
Parts List Report

Massey Ferguson (Europe)

MF 487 COMBINE

Page 244 - HYDRAULICS EQUIPMENT-VALVE

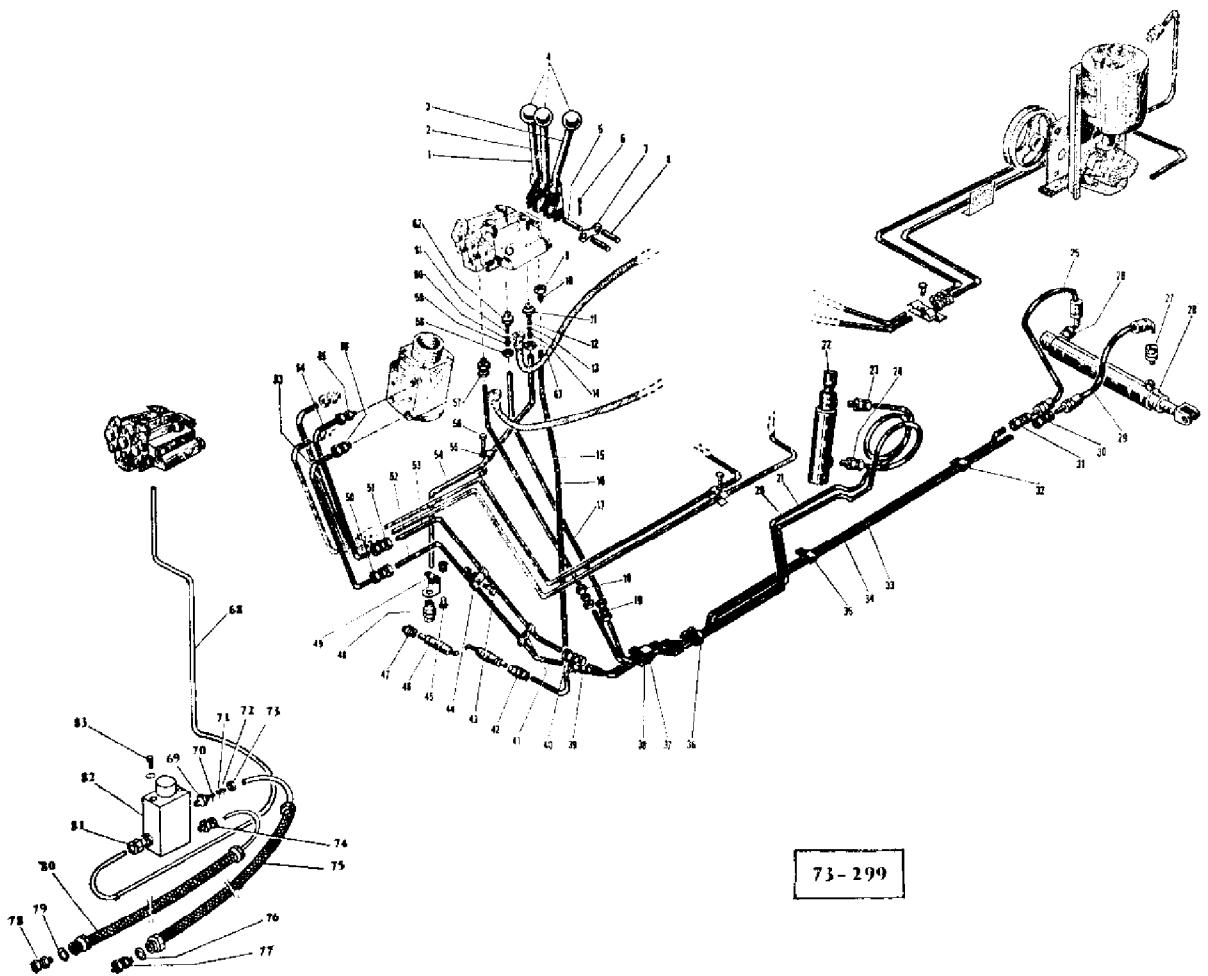
Item	Part Number	Qty	Part Description	Comments
				Up to Serial or Engine Number 35513
1	418087M2	1	Distributor Head	
2	1721323M1	1	Tube	
2	621149M1	2	Sleeve	
3	391218X1	3	Screw	
	339374X1	3	Lock Washer	
4	418088M91	1	Lever	
5	418091M91	1	Lever	
6	418093M91	1	Lever	
7	418095M1	1	Knob	
8	418095M1	1	Knob	
9	1440907X1	3	Pin	
	390511X1	18	Pin	
10	418095M1	1	Knob	
11	329045M1	6	Plate	
12	1440908X1	1	Pin	
13	402414M1	1	Union	
	339526X1	1	Seal	
14	417246M1	1	Valve	
15	413750M1	1	Union	
	339526X1	1	Seal	
16	1721317M91	1	Bearer	
17	416165M1	2	Union	
18	1721316M1	1	Bridle	
19	339124X1	2	Screw Metric	
	339374X1	2	Lock Washer	
	339169X1	1	Nut Metric	
20	1440925X1	1	Bolt Metric	
	339169X1	2	Nut Metric	
21	391115X1	4	Bolt	
	339376X1	4	Lock Washer	
	339042X1	4	Screw Metric	
	1720628M1	1	Pulley	
23	390982X1	2	Bolt	
	390362X1	2	Washer Metric	
	339369X1	2	Lock Washer	
	339054X1	2	Nut Metric	
24	1720740M91	1	Bearer	
25	1720540M1	1	Pump	

26	413750M1	1	Union
	339526X1	1	Seal
27	1721320M1	1	Tube
28	1721319M1	1	Tube
29	1806464M1	1	Gasket
30	416010M1	1	Union
31	1721321M1	1	Pipe
32	1721322M1	1	Pipe
33	413749M1	1	Union
34	402414M1	1	Union
	339526X1	1	Seal
35	1721325M1	1	Tube
35	621149M1	1	Sleeve
36	1721324M1	1	Pipe
36	621149M1	2	Sleeve
37	415570M1	1	Union
	339526X1	1	Seal
38	402414M1	2	Union
	339526X1	2	Seal
39	415572M1	1	Pressure Valve
40	1748000M92	1	Ram
41	1726007M91	2	Union
	339526X1	2	Seal
42	417227M1	1	Bridle
43	339124X1	1	Screw Metric
	339374X1	1	Lock Washer
44	415089M1	2	Union
45	1721430M1	2	Union
	339526X1	2	Seal
46	1721648M1	2	Hose
47	1721340M1	1	Tube
48	1721339M1	1	Tube
49	415089M1	2	Union
50	621145M1	1	Pipe
51	621144M1	1	Tube
52	1721646M1	2	Clip
53	413064M1	1	Clip
	339009X1	1	Bolt Metric
	339374X1	1	Lock Washer
54	1721645M1	1	Pad
55	338289X1	1	Clamp
56	415089M1	2	Union
57	418478M1	2	Strap
58	621147M1	1	Pipe
59	621146M1	1	Pipe
60	415089M1	2	Union

61	418104M1	1	Pipe
61	621149M1	2	Sleeve
62	418102M1	1	Pipe
63	418100M1	1	Pipe
64	339804X1	2	Screw Metric
	339375X1	2	Lock Washer
	339030X1	2	Nut Metric
65	417226M1	2	Bridle
66	1721326M1	1	Tube
66	621149M1	2	Sleeve
67	1722319M1	1	Tube
67	621149M1	2	Sleeve
68	1721327M1	1	Tube
69	1721328M1	1	Tube
70	1721335M1	1	Tube
71	415089M1	2	Union
72	390063X1	2	Union
73	1721332M1	1	Tube
73	621149M1	2	Sleeve
74	1721331M1	1	Tube
74	621149M1	2	Sleeve
75	1721643M1	2	Union
	1441028X1	2	Seal
76	1721329M1	1	Pipe
76	621149M1	2	Sleeve
77	1721336M1	1	Tube
78	1721330M1	1	Pipe
78	621149M1	2	Sleeve
79	1721642M1	2	Union
	1441082X1	2	Ring
80	1720165M1	1	Valve
81	327131M1	1	Bridle
	339124X1	1	Screw Metric
	339374X1	1	Lock Washer
	339169X1	1	Nut Metric
82	418101M1	2	Union
	339526X1	2	Seal
83	402414M1	4	Union
	339526X1	4	Seal

HYDRAULIQUE (DISTRIBUTEUR → VÉRINS)
HYDRAULIK (STEUERGERAT → HYDRAULIKZYLINDER)
HIDRAULICO (VALVULA DE MANDO → PISTÓN)
HYDRAULIC (VALVE → RAM)

N° 35 514 →
N° R 13 203 01 →



73-299

AGCO Corporation
Parts List Report

Massey Ferguson (Europe)

MF 487 COMBINE

Page 251 - HYDRAULIC (VALVE - RAM)

Item	Part Number	Qty	Part Description	Comments
				From Serial or Engine Number 35514
				From Serial or Engine Number R1320301
1	418088M91	1	Lever	(A, B, H)
	1603363M91	1	Lever	(A, B, I)
2	418091M91	1	Lever	(A, B, H)
	1603361M91	1	Lever	(A, B, I)
3	418093M91	1	Lever	(A, B, H)
	1603359M91	1	Lever	(A, B, I)
4	418095M1	3	Knob	(A, B)
5	1440907X1	3	Pin	(A, B)
6	390511X1	18	Pin	(A, B)
7	329045M1	6	Plate	(A, B)
8	1440908M1	6	Pin	(A, B)
	339362X1	5	Washer	(A, B)
9	1441468M1	1	Coupling	(A, B)
10	1441466X1	1	Bush	(A, B)
11	619785M1	1	Union	(A, B)
12	621773M1	1	Restrictor	.055" (A, B)
13	619790M1	1	Washer	(A, B)
14	1441466X1	1	Bush	(A, B)
15	418100M1	1	Pipe	(A, B)
16	621886M2	1	Tube	(A, B)
17	418102M1	1	Pipe	(A, B)
18	415089M1	1	Union	(A, B)
19	415089M1	1	Union	(A, B)
20	621147M1	1	Pipe	(A, B)
21	621146M1	1	Pipe	(A, B)
22	1748000M93	1	Ram	(A, B, E)
23	1726007M91	1	Union	(A, B)
24	1726007M91	1	Union	(A, B)
25	609730M93	1	Hose	INCL. REF. 26 (A, B)
	609729M2	1	Hose	(A, B)
	1808291M91	1	Hose	INCL. REF. 26 (A, B, G)
	609989M1	1	Hose	(A, B, G)
26	621549M1	1	Union	(A, B, C)
	1441822X1	1	Union	(A, B, D)

27	621549M1	1	Union	(A, B, C)
	1442092X1	1	Union	(A, B, D)
28	1748044M93	1	Ram	(A, B, F)
29	609730M93	1	Hose	(A) (B)
				INCL. REF. 27
	609729M2	1	Hose	(A) (B)
	1808291M91	1	Hose	(A) (B) (G)
				INCL. REF. 27
30	390063X1	1	Union	(A) (B)
31	390063X1	1	Union	(A) (B)
32	621369M1	1	Bridle	(A) (B)
33	621347M1	1	Pipe	(A) (B)
34	621345M1	1	Pipe	(A) (B)
35	621369M1	1	Bridle	(A) (B)
36	338289X1	1	Clamp	(A) (B)
37	418478M1	1	Strap	(A) (B)
38	621381M1	1	Bridle	(A) (B)
39	390063X1	1	Union	(A) (B)
40	390063X1	1	Union	(A) (B)
41	621368M1	1	Clip	(A) (B)
42	621265M1	1	Union	(A) (B)
43	339804X1	2	Screw Metric	(A) (B)
	339375X1	2	Lock Washer	(A) (B)
	339030X1	2	Nut Metric	(A) (B)
44	621368M1	2	Clip	(A) (B)
45	339124X1	2	Screw Metric	(A)
	339374X1	2	Lock Washer	(A)
	339169X1	2	Nut Metric	(A)
46	1721604M1	1	Hose	(A) (B)
47	621549M1	1	Union	(A) (B)
48	1441954X1	1	Coupler	(A) (B)
49	1722318M1	1	Bracket	(A)
50	390063X1	1	Union	(A) (B)
51	390063X1	1	Union	(A) (B)
52	916502M1	1	Tube	(A) (B)
53	621351M1	1	Pipe	(A) (B)
54	621887M2	1	Tube	(A)
55	327131M1	1	Bridle	(A)
56	339124X1	1	Screw Metric	(A)
	339374X1	1	Lock Washer	(A)
	339169X1	1	Nut Metric	(A)
57	418101M1	1	Union	(A) (B)
	339526X1	1	Seal	(A) (B)
58	1441468X1	1	Nut	(A) (B)
59	1441466X1	1	Bush	(A) (B)
60	619790M1	1	Washer	(A) (B)

61	621774M1	1	Adjuster	(A) (B) 08"
62	619785M1	1	Union	(A) (B)
63	916501M1	1	Tube	(A) (B)
64	621344M1	1	Pipe	(A) (B)
65	338769X91	1	Union	(A) (B)
	338771X1	1	Coupling	(A) (B)
66	338769X91	1	Union	(A) (B)
	338771X91	1	Washer	(A) (B)
67	1441468X1	1	Nut	(A) (B)
68	916333M91	1	Pipe	(B)
69	339753X1	1	Union	(B)
70	606815M1	1	Nozzle	(B)
71	619790M1	1	Washer	(B)
72	1441466X1	1	Bush	(B)
73	1441468X1	1	Nut	(B)
74	621552M2	1	Union	(B)
75	916068M1	1	Hydr Hose	(B)
76	831452M1	1	O Ring	(B)
77	619857M1	1	Union	(B)
78	619857M1	1	Union	(B)
79	831452M1	1	O Ring	(B)
80	916069M1	1	Hydr Hose	(B)
81	1441470X1	1	Union	(B)
82	619663M1	1	Valve	(B)
83	339228X1	2	Screw Metric	(B)
	1440313X1	2	Washer	(B)

(A)

MECHANICS ADJUSTING OF REEL

(B)

HYDRAULIC ADJUSTING OF REEL

(C)

Up to Serial or Engine Number R13208

Up to Serial or Engine Number 37358

(E)

DETAIL PAGE 277

(F)

DETAIL PAGE 278

(G)

NARROW AXLE

(H)

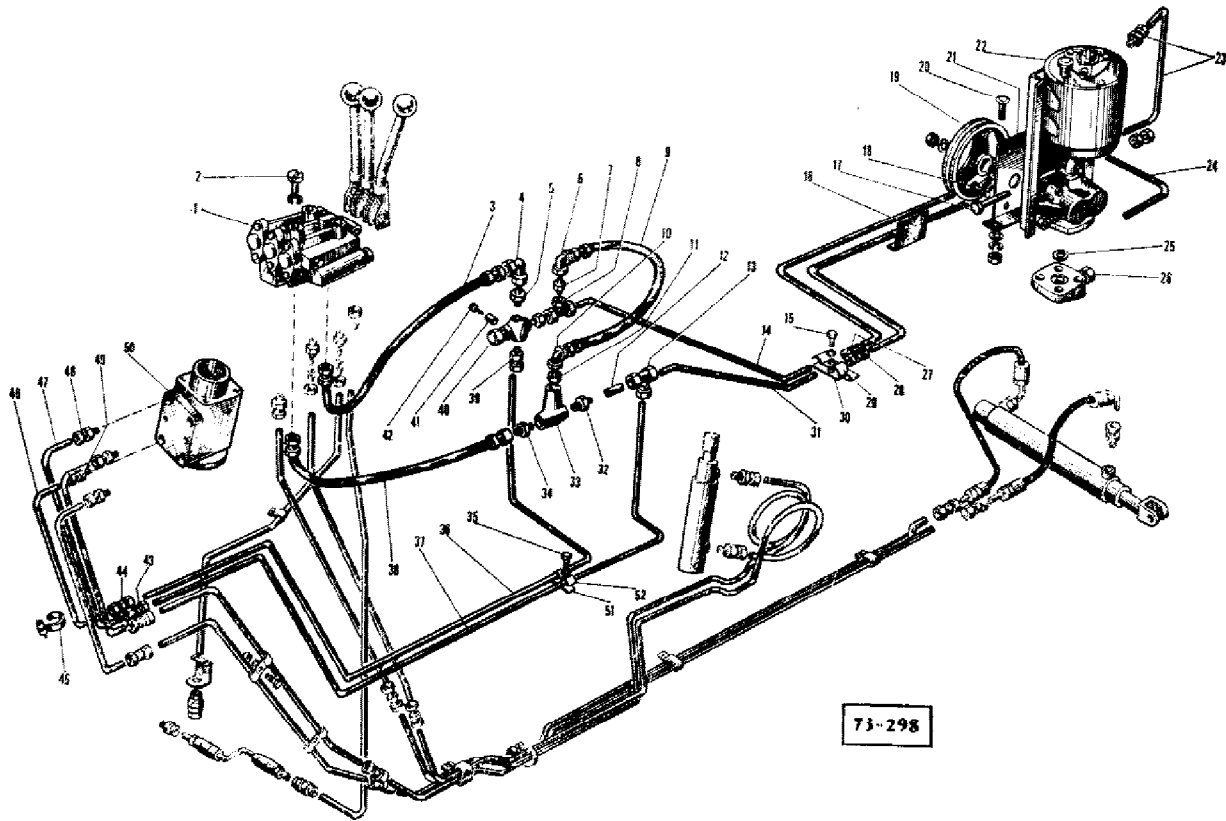
Up to Serial or Engine Number 37939

(I)

From Serial or Engine Number 37940

HYDRAULIQUE (POMPE → DISTRIBUTEURS)
HYDRAULIK (HYDROPUMP → STEUERGERAT)
HIDRAULICO (BOMBA → VALVULA DE MANDO)
HYDRAULIC (PUMP → VALVE)

N° 35 514 → 37 651



AGCO Corporation
Parts List Report

Massey Ferguson (Europe)
MF 487 COMBINE
Page 256 - HYDRAULIC PUMP

Item	Part Number	Qty	Part Description	Comments
				From Serial or Engine Number NO. 35514 Up to Serial or Engine Number 37651
1	418087M1	1	Valve	(A)
2	391218X1	1	Screw	
	339374X1	3	Lock Washer	
3	916434M91	1	Hose	
	621944M1	2	Union	
	339526X1	1	Seal	
4	621942M1	1	Angle	
5	621944M1	1	Union	
	339526X1	2	Seal	
6	621942M1	1	Angle	
7	609636M1	1	Union	
8	609635M1	1	Union	
9	916435M91	1	Hose	
10	621942M1	1	Angle	
11	402414M1	1	Union	
	339526X1	1	Seal	
12	621913M1	1	Tube	
13	413749M1	1	Union	
14	1721321M1	1	Pipe	(D)
	609835M1	1	Tube	(E)
15	339124X1	1	Screw Metric	
	339374X1	1	Lock Washer	
16	621945M1	1	Protector	
17	1440925X1	1	Bolt Metric	
	339169X1	2	Nut Metric	
18	391115X1	4	Bolt	
	339376X1	4	Lock Washer	
	339402X1	4	Nut Metric	
19	1720628M1	1	Pulley	
20	390982X1	2	Bolt	
	390362X1	2	Washer Metric	
	339369X1	2	Lock Washer	
	339054X1	2	Nut Metric	
21	1720740M91	1	Bearer	
22	1720540M1	1	Pump	(B)
23	1721320M2	1	Tube	(D)
	916205M1	1	Tube	(E)

	413750M1	1	Union	
	339526X1	1	Seal	
24	1721319M2	1	Tube	(D)
	916206M1	1	Tube	(E)
25	1806464M1	1	Gasket	
26	416010M1	1	Union	INCL. REF. 25
27	416165M1	1	Union	
28	416165M1	1	Union	
29	1721316M1	1	Bridle	
30	1721317M91	1	Bearer	(D)
31	1721322M1	1	Pipe	(D)
	609837M1	1	Tube	(E)
32	621944M1	1	Union	
	339526X1	1	Seal	
33	621943M1	1	Valve	
34	621944M1	1	Union	
	339526X1	1	Seal	
35	339011X1	1	Bolt Metric	
	339374X1	1	Lock Washer	
	339169X1	1	Nut Metric	
36	609894M1	1	Tube	
37	621340M1	1	Tube	
38	916435M91	1	Hose	
	621944M1	1	Union	
	339526X1	1	Seal	
39	402414M1	1	Union	
	339526X1	1	Seal	
40	417246M1	1	Valve	(F)
41	621940X1	1	Spacer	
42	339136X1	1	Bolt	
	339374X1	1	Lock Washer	
	339169X1	1	Nut Metric	
43	390063X1	1	Union	
44	390063X1	1	Union	
45	338289X1	1	Clamp	
46	609893M1	1	Tube	
47	621341M1	1	Pipe	
48	1721642M1	1	Union	
	1441082X1	1	Ring	
49	1721642M1	1	Union	
	1441082X1	1	Ring	
50	619627M1	1	Pressure Valve	(C)
51	1721645M1	1	Pad	
52	413064M1	1	Clip	

(A)

(B)

DETAIL PAGE 264

(C)

DETAIL PAGE 227

(D)

Up to Serial or Engine Number 37332

(E)

From Serial or Engine Number 37333

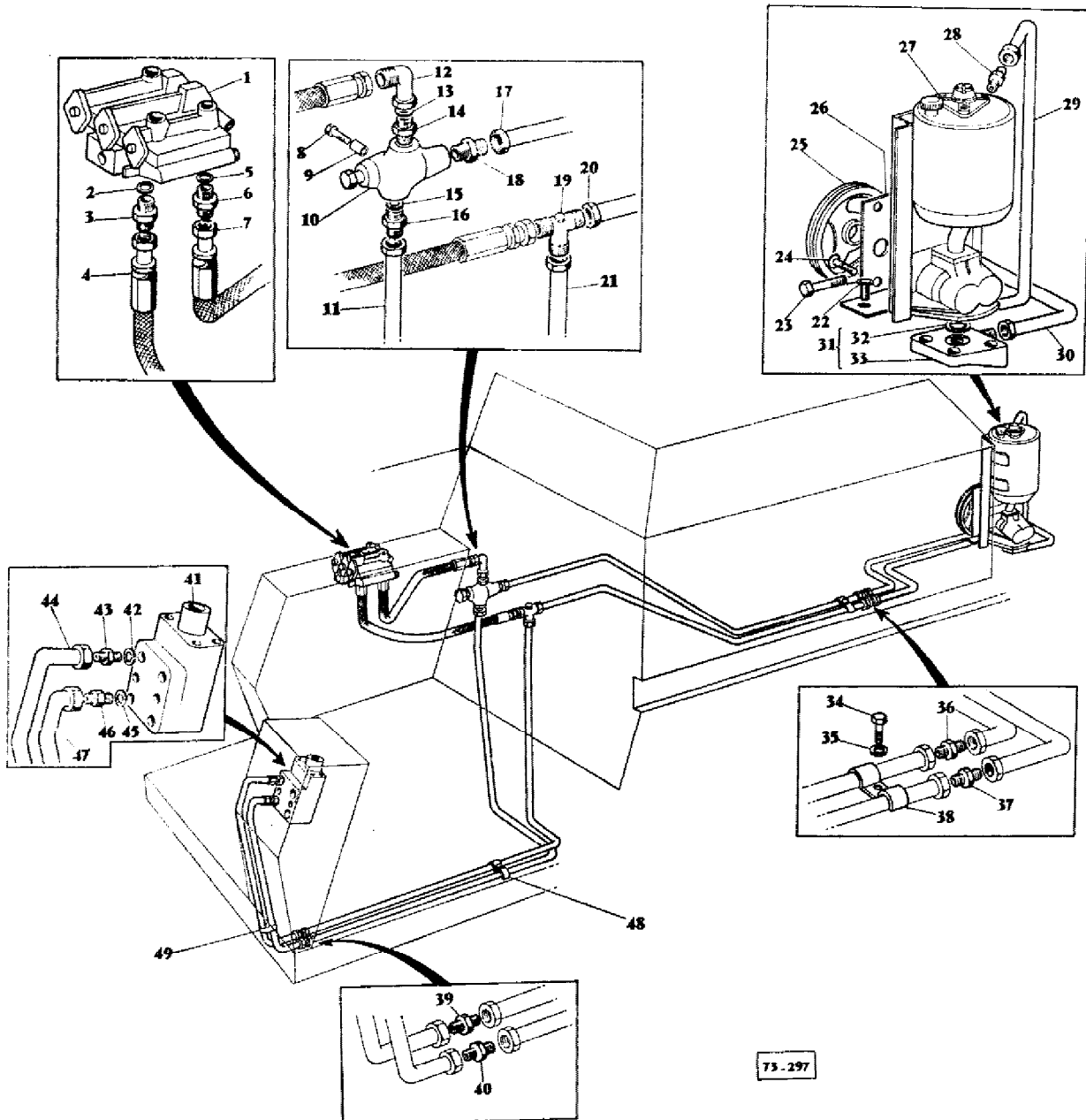
From Serial or Engine Number R1320301

(F)

DETAIL PAGE 280

HYDRAULIQUE (POMPE → DISTRIBUTEURS)
 HYDRAULIK (HYDROPUMP → STEUERGERÄT)
 HIDRAULICO (BOMBA → VÁLVULA DE MANDO)
 HYDRAULIC (PUMP → VALVE)

N° 37 652 →
 N° R 13 375 03 →



73-297

AGCO Corporation
Parts List Report

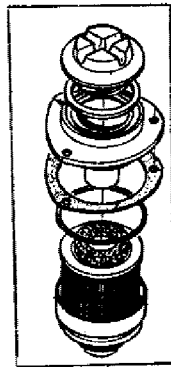
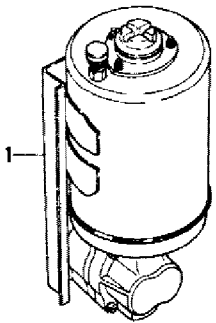
Massey Ferguson (Europe)
MF 487 COMBINE
Page 260 - HYDRAULIC PUMP

Item	Part Number	Qty	Part Description	Comments
				From Serial or Engine Number NO. 37652
				From Serial or Engine Number NO. R1337503
1	418087M2	1	Distributor Head	(A)
2	339526X1	1	Seal	
3	621944M1	1	Union	
4	916639M1	1	Hose	
5	339526X1	1	Seal	
6	621944M1	1	Union	
7	916434M91	1	Hose	
8	339136X1	1	Bolt	
	339374X1	1	Lock Washer	
	339169X1	1	Nut Metric	
9	621940X1	1	Spacer	
10	417246M1	1	Valve	(B)
11	609894M1	1	Tube	
12	621942M1	1	Angle	
13	339526X1	1	Seal	
14	621944M1	1	Union	
15	339526X1	1	Seal	
16	402414M1	1	Union	
17	916637M1	1	Tube	
18	1441849X1	1	Union	
19	413749M1	1	Union	
20	609837M1	1	Tube	
21	621340M1	1	Tube	
22	390982X1	2	Bolt	
	390362X1	2	Washer Metric	
	339369X1	2	Lock Washer	
	339054X1	2	Nut Metric	
23	1440925X1	1	Bolt Metric	
	339169X1	2	Nut Metric	
24	391115X1	4	Bolt	
	339376X1	4	Lock Washer	
	339402X1	4	Nut Metric	
25	1720628M1	1	Pulley	
26	1720740M91	1	Bearer	
27	1720540M1	1	Pump	(C)
28	413750M1	1	Union	
	339526X1	1	Seal	

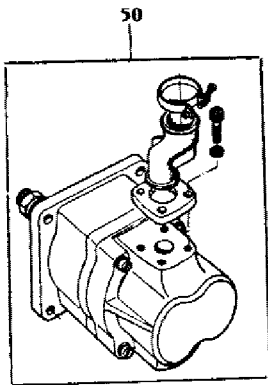
29	916205M1	1	Tube	
30	916206M1	1	Tube	
31	416010M1	1	Union	
32	1806464M1	1	Gasket	
33		1		Not Serviced, Order NO. 31
34	339124X1	1	Screw Metric	
35	339374X1	1	Lock Washer	
36	416165M1	1	Union	
37	416165M1	1	Union	
38	1721316M1	1	Bridle	
39	390063X1	1	Union	
40	390063X1	1	Union	
41	619627M1	1	Pressure Valve	(D)
42	338771X1	1	Coupling	
43	338769X91	1	Union	
44	916344M91	1	Tube	
45	338771X1	1	Coupling	
46	338769X91	1	Union	
47	916345M91	1	Tube	
48	1721645M1	1	Pad	
	413064M1	1	Clip	
	339011X1	1	Bolt Metric	
	339374X1	1	Lock Washer	
	339169X1	1	Nut Metric	
49	338289X1	1	Clamp	

(A)
DETAIL PAGE 268
(B)
DETAIL PAGE 280
(C)
DETAIL PAGE 264
(D)
DETAIL PAGE 227

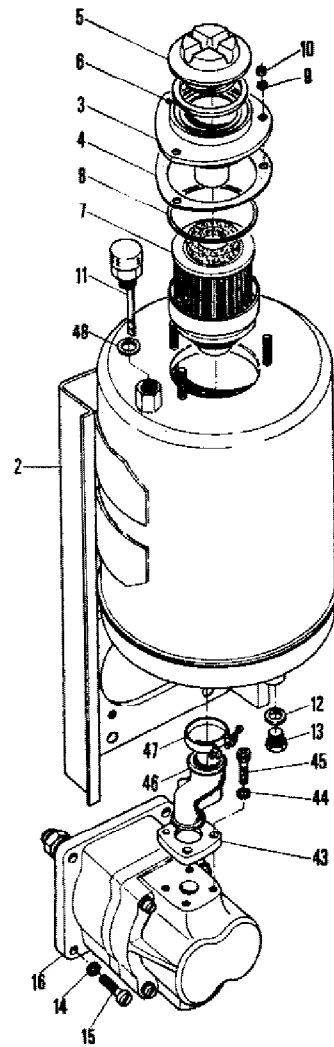
POMPE HYDRAULIQUE AVEC RÉSERVOIR D'HUILE
HYDRAULIKPUMPE MIT ÖLBEHÄLTER
BOMBA HIDRAULICA CON DEPOSITO DE ACEITE
HYDRAULIC PUMP WITH OIL CONTAINER



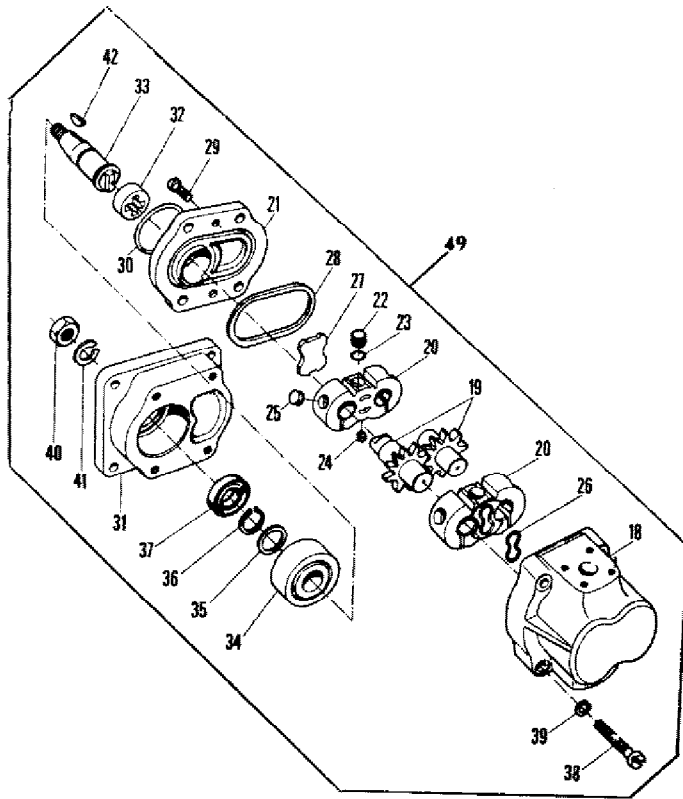
51



50



73-288



AGCO Corporation
Parts List Report

Massey Ferguson (Europe)

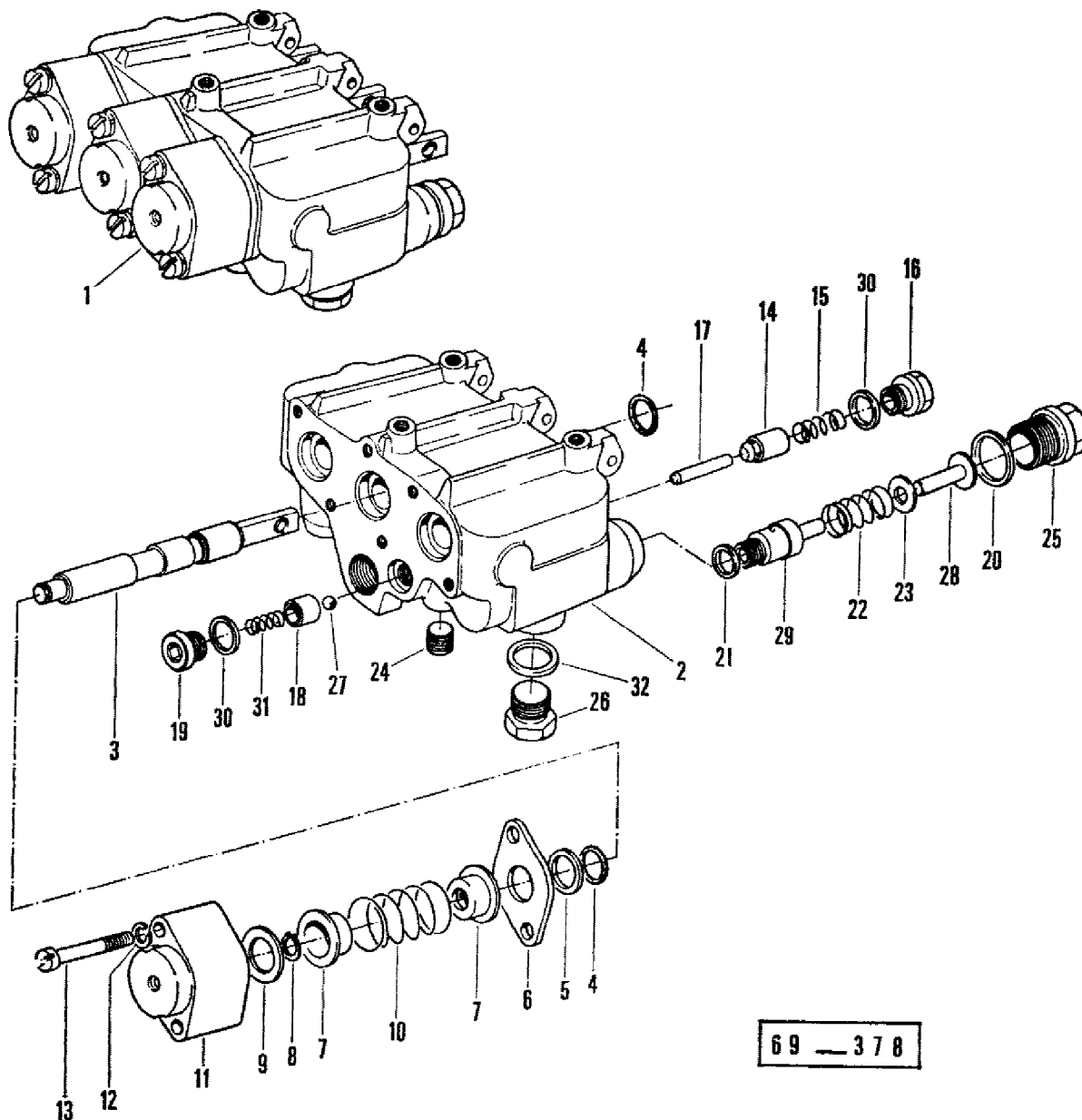
MF 487 COMBINE

Page 264 - HYDRAULIC PUMP WITH CONTAINER

Item	Part Number	Qty	Part Description	Comments
1	1720540M1	1	Pump	
2	1717467M1	1	Container	
3		1		Not Serviced, Order NO. 51
4	1717426M1	1	Gasket	
5	1717427M1	1	Plug	
6	1717428M1	1	Ring	
7	1717429M1	1	Element	
8	1717468M1	1	Ring	
9	339375X1	3	Lock Washer	
10	339030X1	3	Nut Metric	
11	1717421M1	1	Filter	
12	1440993X1	1	Seal	
13	1441060X1	1	Plug	
14	339376X1	4	Lock Washer	
15	391485X1	4	Screw	
16		1		Not Serviced, Order NO. 50
18		1		Not Serviced, Order NO. 49
19		1		Not Serviced, Order NO. 49
20		1		Not Serviced, Order NO. 49
21	1717434M1	1	Cover	
22	1717435M1	2	Plug	
23	1717436M1	2	Ring	
24	1717437M1	2	Plug	
25	1717438M1	4	Plug	
26	1717439M1	2	Gasket	
27	1717440M1	1	Spacer	
28	1717441M1	1	Ring	
29	391308X1	2	Screw Metric	
30	1717442M1	1	Gasket	
31	1717443M1	1	Cover	
32	1717471M1	1	Driving	
33	1717444M1	1	Shaft	
34	1441768X1	1	Bearing	
35	1717445M1	1	Washer	
36	1440475X1	1	Circlip	
37	1717446M1	4	Ring	
38	339505X1	4	Screw Metric	
39	339374X1	4	Lock Washer	
40	339571X1	1	Nut Metric	

41	339380X1	1	Washer
42	1440360X1	1	Key Door
43	1717472M1	1	Flange
44	339375X1	4	Lock Washer
45	390989X1	4	Screw Metric
46	1717473M1	1	Hydr Hose
47	1717474M1	1	Clamp
48	1700551M1	1	Ring
49	1717470M91	1	Body Pump
50	1717469M91	1	Pump
51	1717425M91	1	Cover

**DISTRIBUTEUR TRIPLE
 STEUERGERÄT
 VALVULA DE MANDO TRIPLE
 CONTROL VALVE**

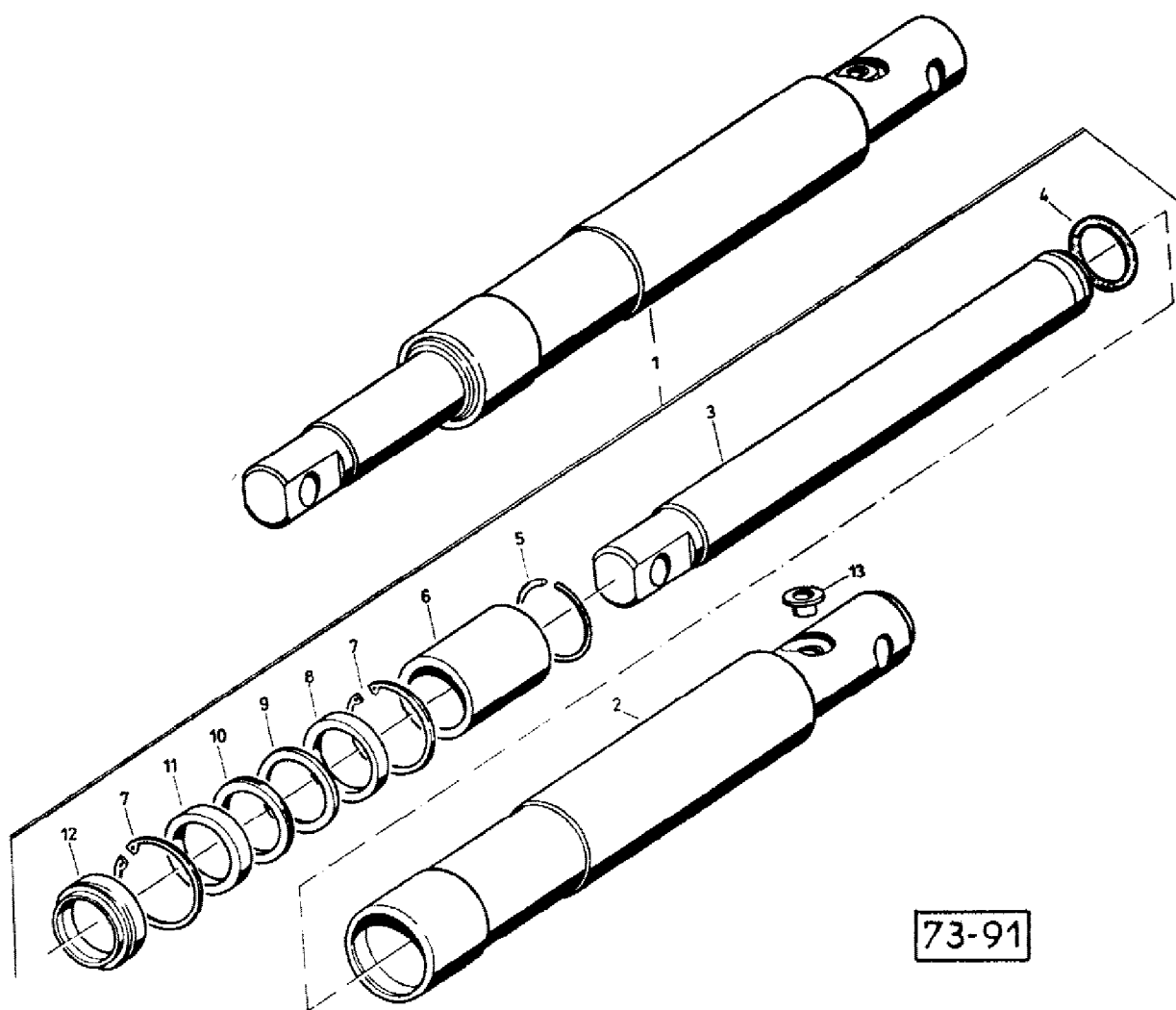


AGCO Corporation
Parts List Report

Massey Ferguson (Europe)
MF 487 COMBINE
Page 268 - CONTROL VALVE

Item	Part Number	Qty	Part Description	Comments
1	418087M2	1	Distributor Head	INCL. REF. 2 TO 32
2		1		Not Serviced, Order NO. 1
3		1		Not Serviced, Order NO. 1
4	1717448M1	6	Ring	
5	1717449M1	3	Washer	
6	1717450M1	3	Plate	
7	1717451M1	6	Spring Pot	
8	339422X1	3	Circlip	
9	1717452M1	X	Shim	
10	1717453M1	3	Spring	
11	1717454M1	3	Cover	
12	339375X1	6	Lock Washer	
13	1441770X1	6	Screw Metric	
14	1717455M1	1	Cone	
15	1717456M1	1	Spring	
16	1717457M1	1	Plug	
17	1717458M1	1	Clevis Pin	
18	1717459M1	1	Bush	
19	1441772X1	1	Plug	
20	391358X1	1	Washer	
21	391312X1	1	Gasket	
22	1700353M2	1	Spring	
23	1717460M1	X	Washer	
	1717461M1	X	Washer	
	1717462M1	X	Washer	
24	1441773X1	1	Plug	
25	1717463M1	1	Plug	
26	390247X1	1	Plug	
27	1717060M1	1	Ball	
28	1717464M1	1	Pin	
29	1717465M1	1	Valve	
30	1440997X1	2	Ring	
31	1717466M1	1	Spring	
32	1441766X1	1	Ring	

VÉRIN (RELEVAGE RABATTEUR)	}	1 748 022 M93
HYDRAULIKZYLINDER (HASPELAUSHEBUNG)		
CILINDRO HIDRAULICO (SUSPENSIÓN DEL MOLINETE)		
RAM (REEL LIFT)		



73-91

AGCO Corporation
Parts List Report

Massey Ferguson (Europe)

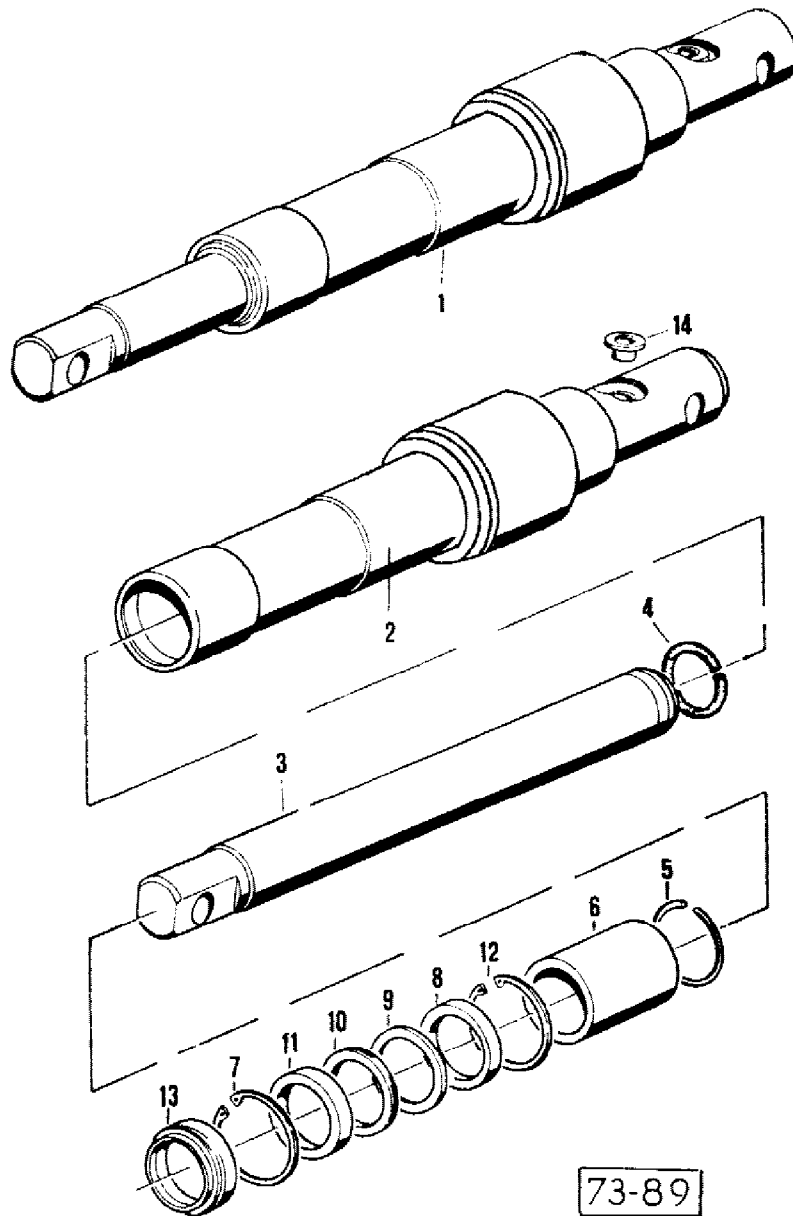
MF 487 COMBINE

Page 271 - RAM (REEL LIFT) - 1748022M93; 1748022M92

Item	Part Number	Qty	Part Description	Comments
				1748022M93; 1748022M92
1	1748022M93	1	Ram	(C, E)
	1748022M92	1	Ram	(F)
2		1	Barrel	(B, E)
		1	Barrel	(A, F)
3		1	Piston Rod	(A-B, E, F)
4		2	Stop	(A-B, E, F)
5		1	Ring	(A-B, E, F)
6	1748118M1	1	Bush	(E, F)
7	1441827X1	1	Ring	(E, F)
8	1441846X1	1	Seal	(E, F)
9	1748030M1	1	Ring	(E, F)
10	1748031M1	1	Ring	(E, F)
11	1748032M1	1	Ring	(E)
	1748319M1	1	Ring	(F)
12	1441827X1	1	Ring	(E)
	1748318M1	1	Ring	(F)
13	1441847X1	1	Seal	(E, F)
14	1748042M1	1	Plug	(E, F)
				(A)
				Not Serviced, Order 1748022M92
				(B)
				Not Serviced, Order 1748022M93
				(C)
				Not Serviced, Order 1748022M93
				(D)
				Not Serviced, Order 1748022M93

VÉRIN (RELEVAGE DE TABLE FIXE)
 HYDRAULIKZYLINDER (TISCHAUSHEBUNG, STANDARD)
 CILINDRO HIDRAULICO (SUSPENSIÓN DE LA MESA FIJA)
 RAM (TABLE LIFT, FIX)

8' - 10' 1 748 013 M94



AGCO Corporation
Parts List Report

Massey Ferguson (Europe)

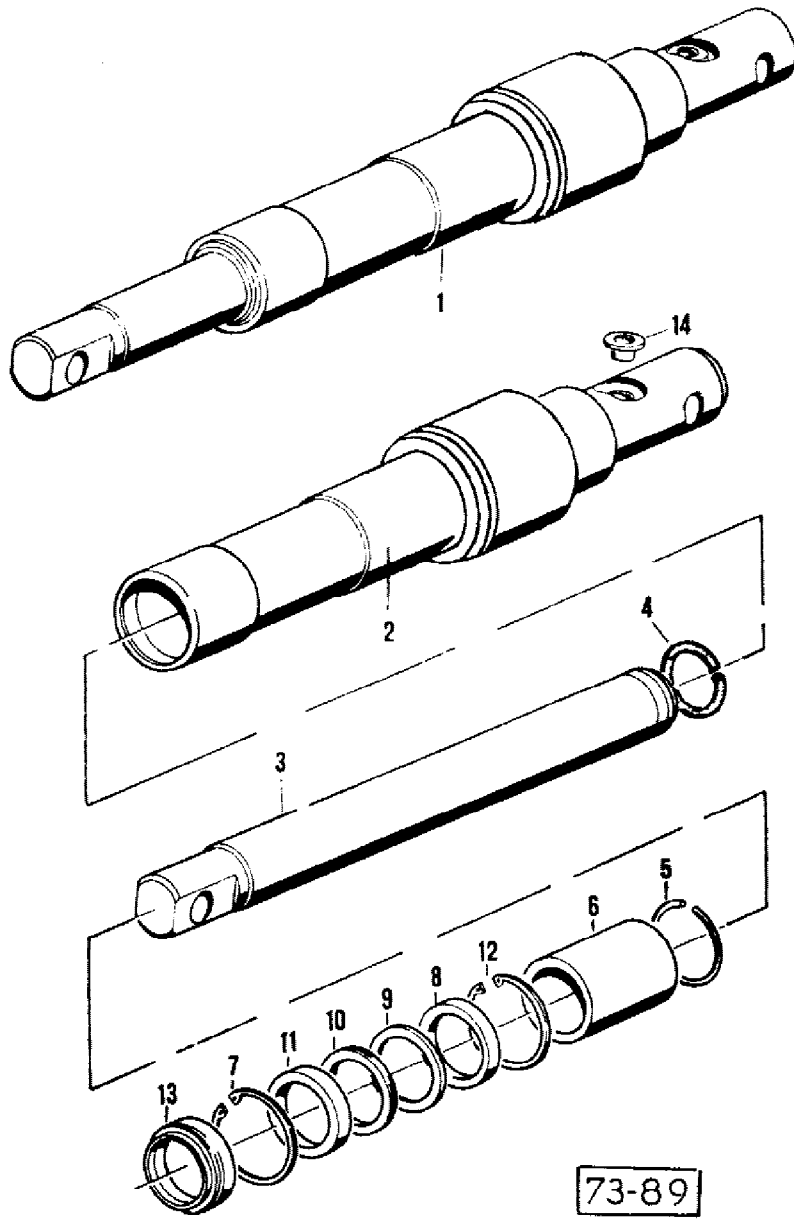
MF 487 COMBINE

Page 272 - RAM (TABLE LIFT FIX) - 8' - 10' 1748013M94

Item	Part Number	Qty	Part Description	Comments
				8' - 10' 1748013M94
1	1748013M94	1	Ram	
2		1	Barrel	(A)
3		1	Piston Rod	(A)
4		2	Ring	(A)
5		1	Snpring	(A)
6	1748106M1	1	Bush	
7	1441825X1	1	Circlip	
8	1441843X1	1	Bush	
9	1748019M1	1	Ring	
10	1748020M1	1	Ring	
11	1748021M1	1	Ring	
12	1441775X1	1	Ring	
13	1441848X1	1	Ring	
14	1748043M1	1	Plug	
				(A)
				Not Serviced, Order 1748013M94

VÉRIN (RELEVAGE DE TABLE FIXE)
HYDRAULIKZYLINDER (TISCHAUSHEBUNG, STANDARD)
CILINDRO HYDRAULICO (SUSPENSIÓN DE LA MESA FIJA)
RAM (TABLE LIFT, FIX)

12' 1 748 076 M92



73-89

AGCO Corporation
Parts List Report

Massey Ferguson (Europe)

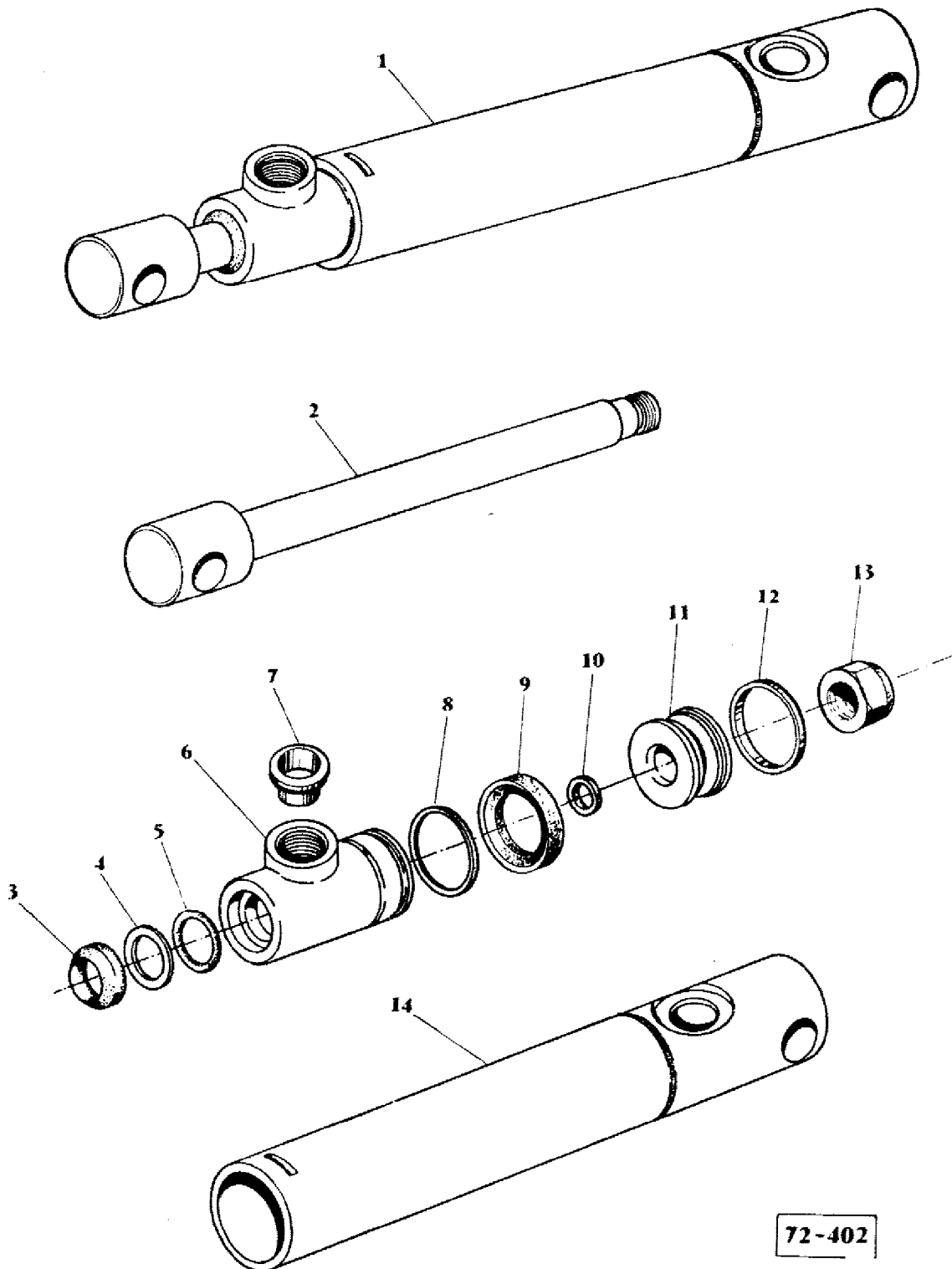
MF 487 COMBINE

Page 275 - RAM (TABLE LIFT FIX) - 12' 1748076M92

Item	Part Number	Qty	Part Description	Comments
				12' 1748076M92
1	1748076M92	1	Ram	
2		1	Barrel	(A)
3		1	Piston Rod	(A)
4		2	Ring	(A)
5		1	Snapping	(A)
6	1748069M1	1	Bush	
7	1442393X1	1	Circlip	
8	1442391X1	1	Seal	
9	1748072M1	1	Ring	
10	1748073M1	1	Ring	
11	1748074M1	1	Ring	
12	1748075M1	1	Ring	
13	1442392X1	1	Seal	
14	1748043M1	1	Plug	
				(A)
				Not Serviced, Order 1748076M92

VÉRIN (VARIATEUR)
HYDRAULIKZYLINDER (DREHZAHL)
CILINDRO HIDRAULICO (VARIADOR)
RAM (VARIATOR)

1 748 000 M92



72-402

AGCO Corporation
Parts List Report

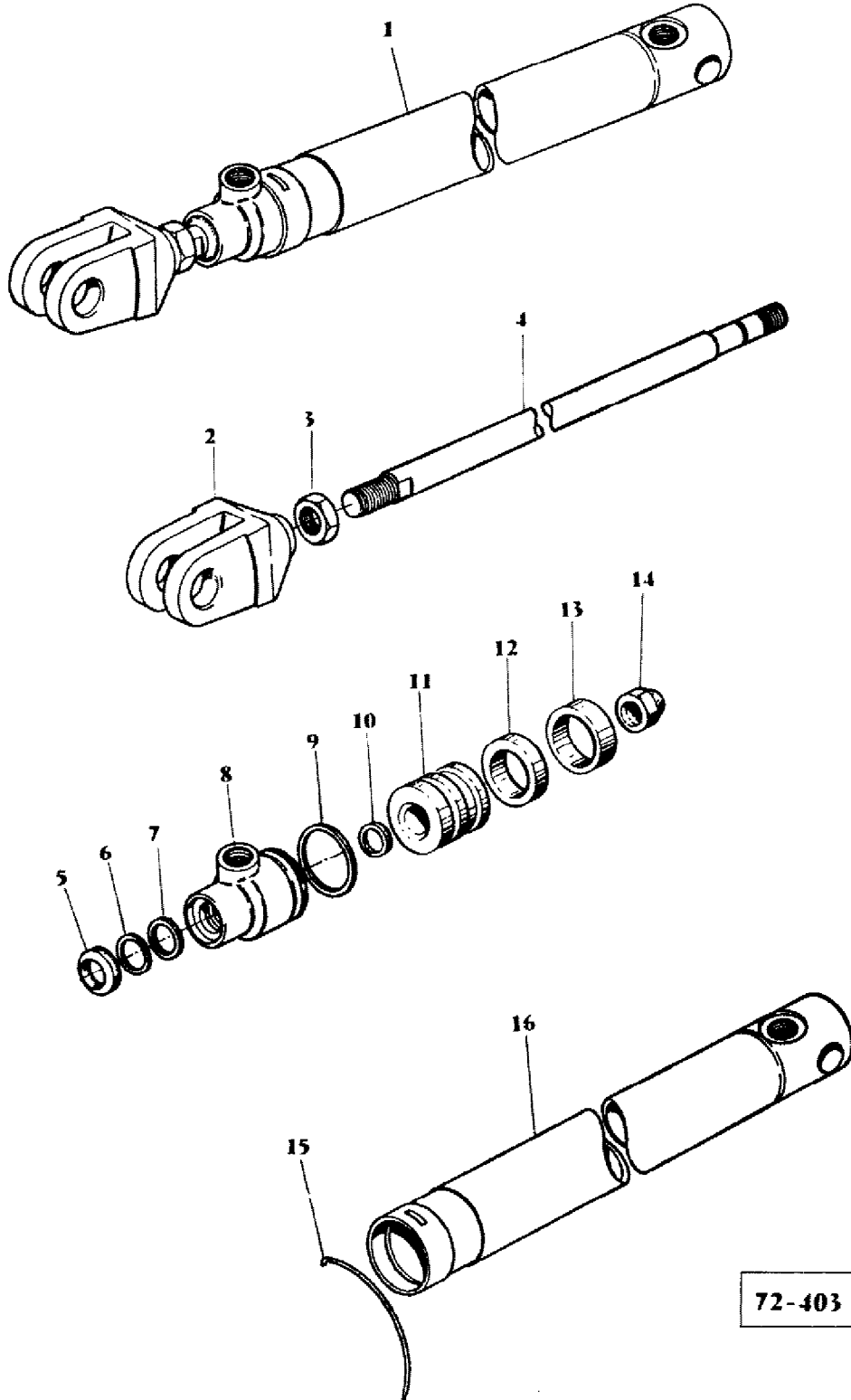
Massey Ferguson (Europe)

MF 487 COMBINE

Page 276 - RAM (VARIATOR) - 1748000M92

Item	Part Number	Qty	Part Description	Comments
				1748000M92
1	1748000M92	1	Ram	
2	1748006M93	1	Rod	
3	1441781X1	1	Seal	
4	1748010M1	1	Washer	
5	1441778X1	1	Gasket	
6	1748001M1	1	Bearing	
7	1748042M1	2	Plug	
8	1748009M1	1	Wire	
	1441779X1	1	Ring	
9	1748011M1	1	Seal	
10	1442437X1	1	Circlip	
11	1748002M2	1	Piston	
12	1748012M1	2	Ring	
13	1442494X1	1	Nut Metric	
14	1748003M91	1	Barrel	

VÉRIN (DIRECTION)
HYDRAULIKZYLINDER (LENKUNG)
CILINDRO HIDRAULICO (DIRECCIÓN)
RAM (STEERING) } 1 748 044 M92



72-403

AGCO Corporation
Parts List Report

Massey Ferguson (Europe)

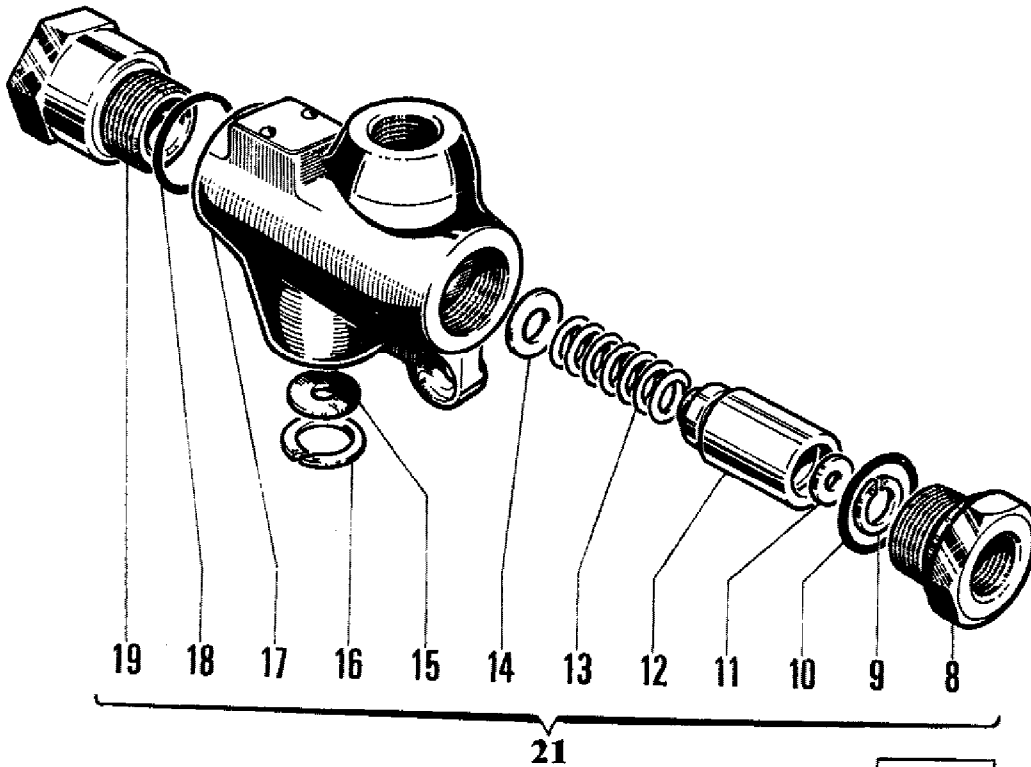
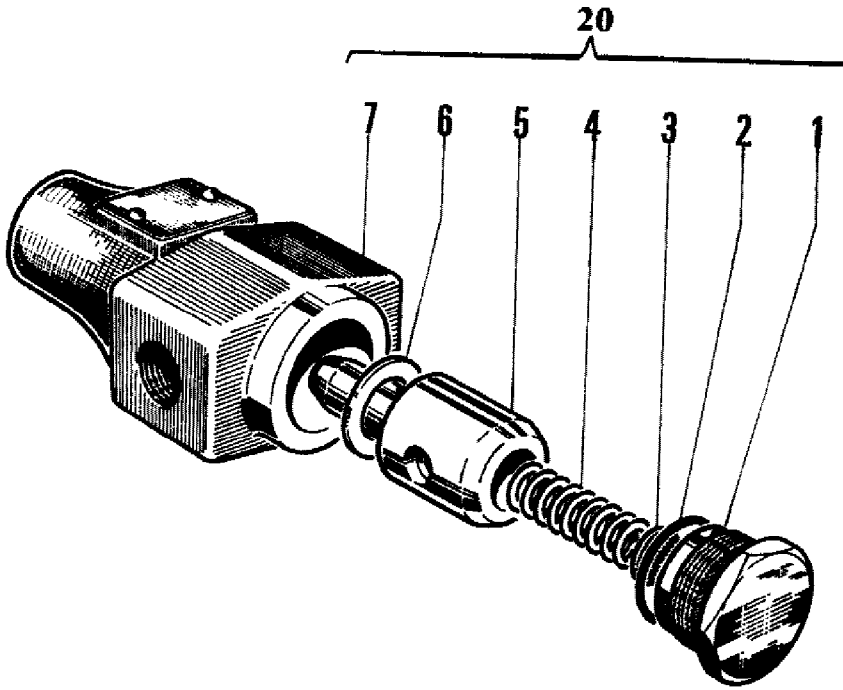
MF 487 COMBINE

Page 279 - RAM (STEERING) - 1748044M92

Item	Part Number	Qty	Part Description	Comments
				1748044M92
1	1748044M92	1	Ram	
2	1748051M1	1	Yoke	
3	339617X1	1	Nut Metric	
4	1748049M3	1	Rod	
5	1442082X1	1	Seal	
6	1748054M1	1	Washer	
7	1442083X1	1	Gasket	
8	1748048M1	1	Bush	
9	1442084X1	1	Ring	
10	1442438X1	1	Ring	
11	1748157M1	1	Piston	
12	1748155M1	1	Ring	
13	1748156M1	1	Ring	
14	1442275X1	1	Nut Metric	
15	1748053X1	1	Wire	
16	1748045M91	1	Ram	

SOUPAPE
STEUERGERÄT
VÁLVULA
VALVE } 415 572 M1

DIVISEUR
STEUERGERÄT
VÁLVULA
VALVE } 417 246 M1



73-289

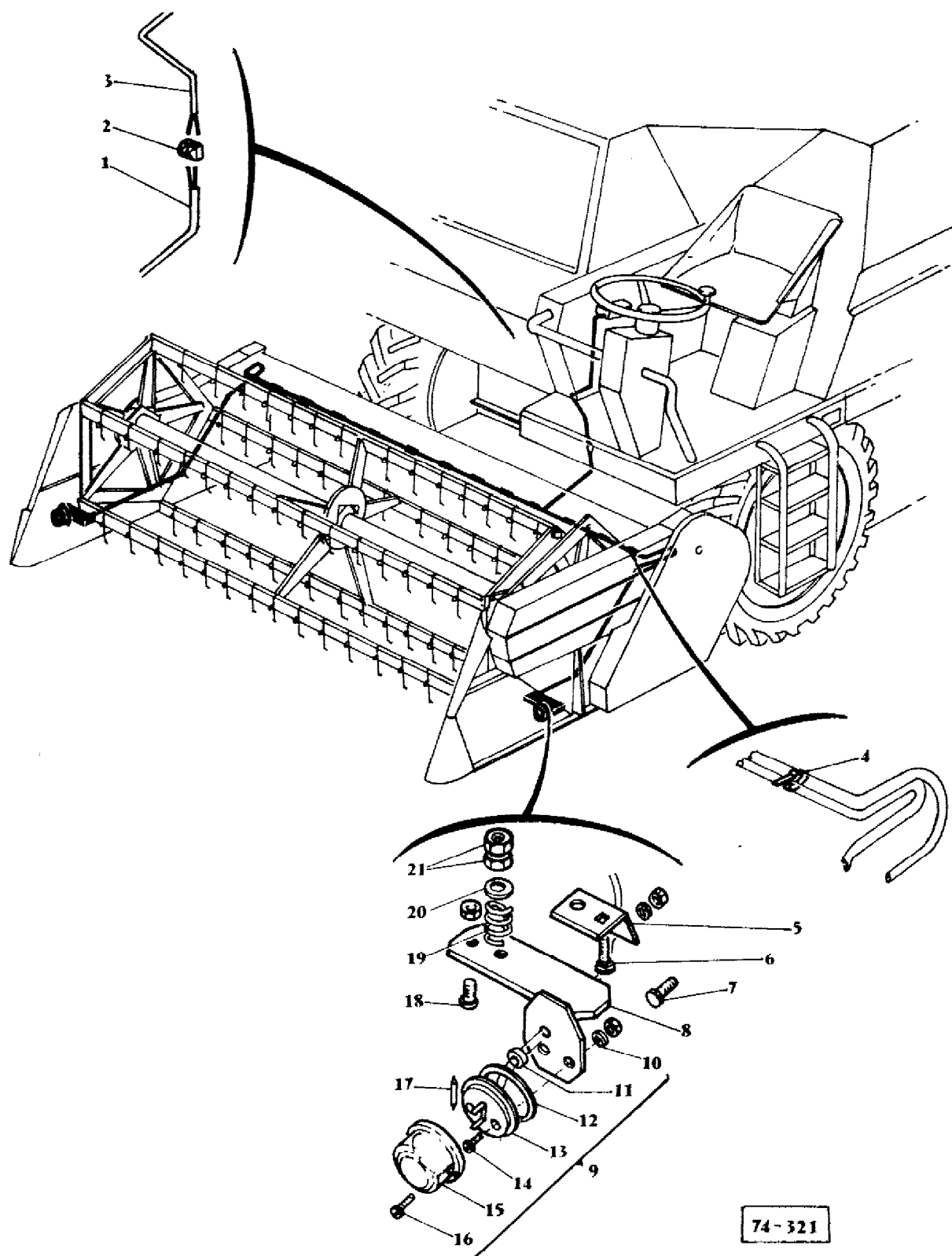
AGCO Corporation
Parts List Report

Massey Ferguson (Europe)
MF 487 COMBINE
Page 280 - VALVES - 415572M1

Item	Part Number	Qty	Part Description	Comments
				415572M1
				417246M1
1	1700357M1	1	Plug	
2	1700358M1	1	Gasket	
3	1717460M1	X	Washer	
	1717461M1	X	Washer	
	1717462M1	X	Washer	
4	1806195M1	1	Spring	
5	1806194M1	1	Valve	
6	1703394M1	1	Washer	
7	1806193M1	1	Body	
8	1806186M1	1	Union	
9	1806182M1	1	Segment	
10	391358X1	1	Washer	
11	1806181M1	1	Washer	
12		1		Not Serviced, Order NO. 21
13	1806183M1	1	Spring	
14	1806184M1	X	Shim	
15	1806187M1	1	Washer	
16	1806188M1	1	Segment	
17		1		Not Serviced, Order NO. 21
18	391358X1	1	Washer	
19	1806185M1	1	Plug	
20	415572M1	1	Pressure Valve	
21	417246M1	1	Valve	

ÉCLAIRAGE (TABLE)
 BELEUCHTUNG (TISCH)
 INSTALACIÓN ELECTRICA (MESA)
 LIGHTING (TABLE)

UK

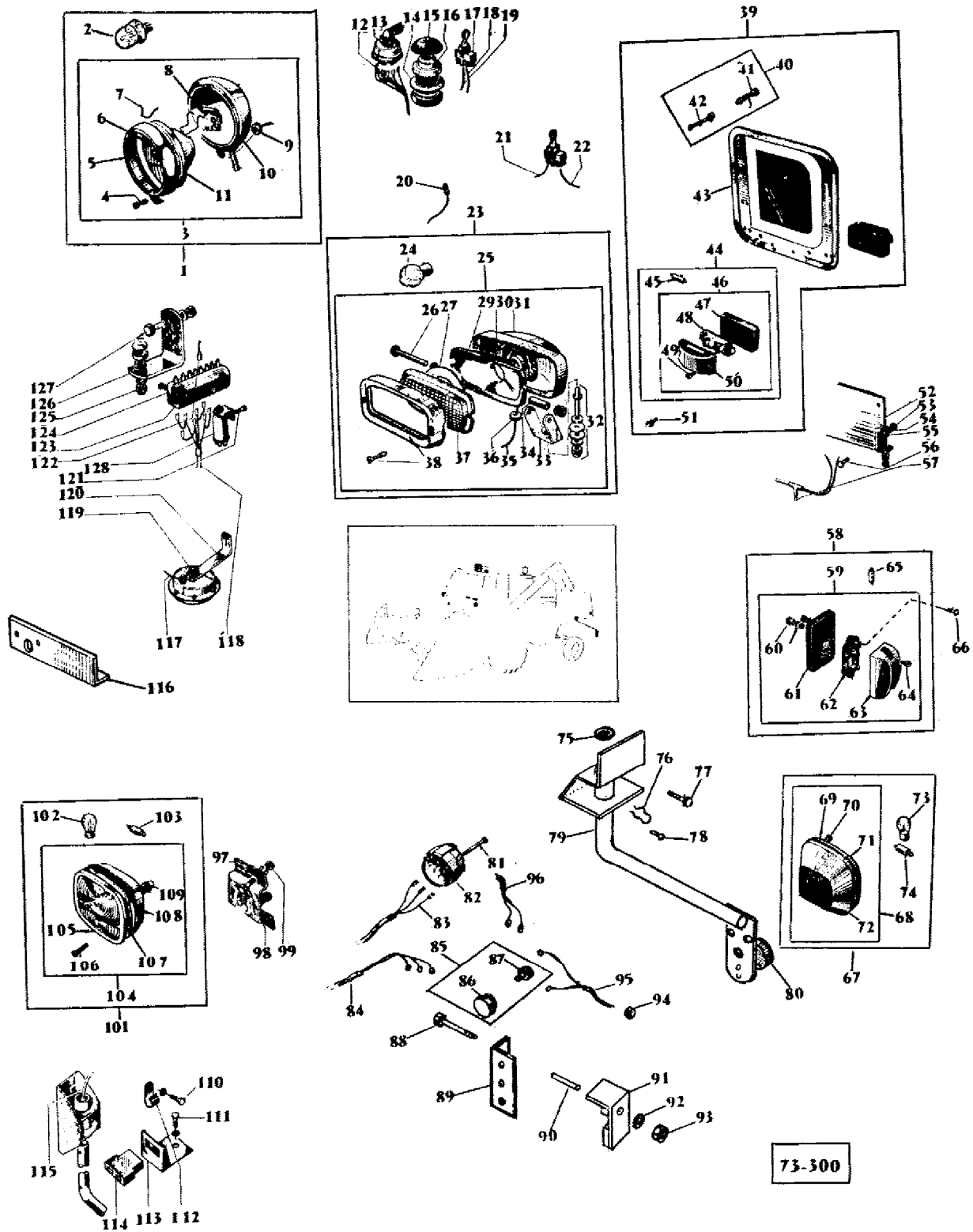


AGCO Corporation
Parts List Report

Massey Ferguson (Europe)
MF 487 COMBINE
Page 281B - LIGHTING (TABLE) - UK

Item	Part Number	Qty	Part Description	Comments
				UK
				8'
				10'
				12'
1	1723772M1	1	Harness	8'
	1604277M2	1	Cable	10'
	1604278M1	1	Cable	12'
2	910365M1	1	Union	
3	1723767M1	1	Cable	
	1604280M1	1	Harness	10'
				12'
4	103211M1	13	Head	8'
4	403211M1	5	Clamp	10'
4	403211M1	6	Clamp	12'
5	418802M1	1	Bearer	
	418803M1	1	Bracket	Left Hand
6	339256X1	2	Bolt Metric	
7	339123X1	4	Screw Metric	
	339374X1	4	Lock Washer	
	339169X1	4	Nut Metric	
8	1723482M91	1	Bearer	LEFT
	1723483M91	1	Bearer	RIGHT
9	1723306M1	2	Light	
10	1886632M1	2	Washer	
11	1717744M1	1	Grommet	
12	1886922M1	1	Gasket	
13	1717746M91	1	Bracket	
14	1886631M1	2	Bolt	
15	1717745M91	1	Window	
16	1717741M1	2	Screw	
17	621234M1	2	Bulb 5w Festoon	
18	391484X1	2	Screw Metric	
	339030X1	2	Nut Metric	
19	326550M1	2	Spring	
20	339056X1	2	Washer Metric	
21	339169X1	4	Nut Metric	

ÉCLAIRAGE
BELEUCHTUNG
INSTALACIÓN ELECTRICA E INTERMITENTES
LIGHTING



AGCO Corporation
Parts List Report

Massey Ferguson (Europe)
MF 487 COMBINE
Page 283 - LIGHTING

Item	Part Number	Qty	Part Description	Comments
1	621238M91	2	Lamp	
2	965465M1	1	Bulb H/L 45/40w	
3	621239M1	2	Lamp	
4	1600101M1	1	Screw	
5	1806432M1	1	Gate	
6	1806430M1	1	Window	
7	1601881M1	4	Fastener	
8	1806433M1	1	Union	
9		1	Grommet	
10	1806435M1	1	Reflector	
11	1806431M1	1	Reflector	
12	621196M1	1	Harness	
13	963484M1	1	Blinker Switch	
14	402937M2	1	Bush	
15	402936M2	1	Helmet	
16	320808M1	1	Switch	
17	1802948M1	2	Switch	
18	621242M1	1	Cable	
	882659M1	6	Fastener	
	1800028M1	1	Grommet	
19	621243M1	1	Cable	
20	621245M2	1	Cable	
21	621637M1	1	Cable	
22	621638M1	1	Wire	
23	619459M92	3	Lamp	
24	950832M1	1	Bulb P/Lamp	
25	619415M2	3	Lamp	
26		1	Bolt	(A)
		2	Washer	(A)
		1	Nut	(A)
27		1	Joint	
29	1806424M1	1	Reflector	
30	1806426M1	1	Clamp	
31	1806428M1	1	Reflector	
32		1	Screw	(A)
		1	Washer	(A)
		1	Washer	(A)
		1	Washer	(A)
		1	Nut	(A)

		1	Nut	(A)
33		1	Support	
34		1	Spacer	
35	621244M2	1	Cable	
36		1	Grommet	
37	1806423M1	1	Window	
38	1806425M1	1	Door	
	1806429M1	2	Screw	
39	1602237M94	1	Plate	
40	1802666M91	1	Relay	
41	1602046M1	1	Knob	
42	1601998M1	1	Relay	
43	1602238M2	1	Panel	
44	960851M91	2	Light	
45	950831M1	1	Bulb	
46	960844M1	2	Light	
47		1	Plate	(B)
48		1	Plate	(B)
49		2	Screw	(B)
50		1	Glass	
51	330252X1	2	Screw	
	14731X	4	Washer	
	36131X	2	Nut	
52	621202M1	2	Bracket	
53	390995X1	4	Nut Metric	
54	391023X1	4	Washer	
55	391565X1	2	Washer Metric	
	391025X1	2	Lock Washer	
	339228X1	2	Screw Metric	
	339169X1	2	Nut Metric	
56	391974X1	4	Screw Metric	
57	621246M1	1	Harness	
58	960852M91	1	N/Plate Lamp	
59	960845M1	1	Lamp	
60	1800065M1	1	Cap	
61	1805058M1	1	Gasket	
62	1805062M1	1	Plate	
63	1805057M1	1	Glass	
64	338082X1	2	Screw	
65	950831M1	1	Bulb	
66	391974X1	2	Screw Metric	
	391023X1	2	Washer	
	390995X1	2	Nut Metric	
67	619414M91	1	Light	(D)
				LEFT
	621241M91	1	Rear Light	(D)

				RIGHT
	1604185M91	2	Lamp	(E)
68	621240M1	1	Clip	(D)
	1604184M1	2	Rear Light	(E)
69	1806422M1	1	Gasket	
70	1806421M1	2	Screw	
71	1807201M1	1	Door	(D)
	1639076M1	1	Lens	(E)
72	1807202M1	1	Body	(D)
		1	Body	(E)
	391023X1	2	Washer	(E)
	390995X1	2	Nut Metric	(E)
73	621235M1	1	Bulb 21w Side	
74	621234M1	1	Bulb 5w Festoon	
75	391219X1	2	Washer	
76	338632X1	2	Fastener	
77	339560X1	6	Screw Metric	
	339375X1	6	Lock Washer	
	339030X1	4	Nut Metric	
78	19859X	2	Rivet	
79	621924M91	1	Bearer	Right Hand
	621925M91	1	Bearer	Left Hand
80	962421M2	2	Reflector	
	391023X1	2	Washer	
	390995X1	2	Nut Metric	
81	1442051X1	3	Screw Metric	
	391023X1	3	Washer	
	390995X1	3	Nut Metric	
82	409965M1	1	Socket 7 Pin Sup	
83	621935M1	1	Harness	
84	621937M1	1	Harness	
85	609658M91	1	Relay	
86	609659M1	1	Relay	
87	609660M1	1	Switch	
88	1440922X1	1	Bolt	
89	621926M1	1	Bearer	
90	621979M2	1	Spacer	
91	621955M1	1	Housing	
92	391130X1	2	Washer	
93	339030X1	1	Nut Metric	
94	612494M1	1	Grommet	
95	621936M1	1	Harness	
96	621937M1	1	Harness	
97	621983M1	1	Bracket	Left Hand
98	339401X1	4	Screw Metric	
99	391026X1	6	Washer	

	339402X1	6	Nut Metric	
101	619413M91	2	Lamp	
102	621235M1	1	Bulb 21w Side	
103	621234M1	1	Bulb 5w Festoon	
104	621236M1	1	Lamp	
105	1806417M1	1	Lens	
106	1806421M1	2	Screw	
107	1806422M1	1	Gasket	
108	1806420M1	1	Body	
109		1	Grommet	
110	339666X1	6	Screw Metric	
	339375X1	6	Lock Washer	
111	339124X1	1	Screw Metric	
	391380X1	1	Washer Metric	
	339374X1	1	Lock Washer	
	339169X1	1	Nut Metric	
112	950235M1	1	Strap	
113	907517M1	1	Bracket	
114	621249M1	1	Harness	
115	621197M1	1	Harness	
	210280M1	1	Grommet	
116	621982M1	1	Bracket	
117	621247M1	1	Wire	
118	621198M1	1	Harness	
	656447M1	6	Collar	
119	621219M1	1	Horn	
120	656632M3	1	Bracket	
121	391074X1	1	Screw Metric	
	391289X1	1	Lock Washer	
	339030X1	1	Nut Metric	
122	621637M1	1	Cable	
123	390958X1	2	Screw Metric	
	391023X1	2	Washer	
	390995X1	2	Nut Metric	
124	619224M1	1	Fuse Box	
125		1	Nut	(C)
		1	Washer	(C)
		1	Nut	(C)
		1	Washer	(C)
		1	Washer	(C)
126	418692X1	1	Bracket	
127	339124X1	2	Screw Metric	
	391025X1	2	Lock Washer	
	339169X1	2	Nut Metric	
128	1808478M1	1	Blinker	

Not Serviced, Order NO. 31

(B)

Not Serviced, Order NO. 46

(C)

Not Serviced, Order NO. 10

(D)

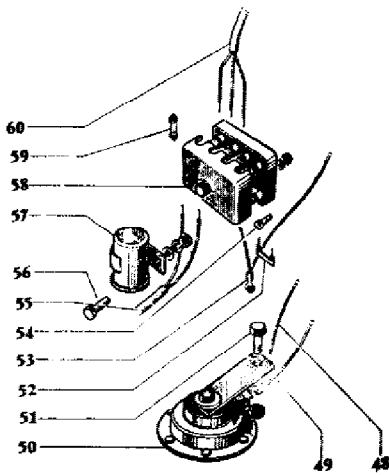
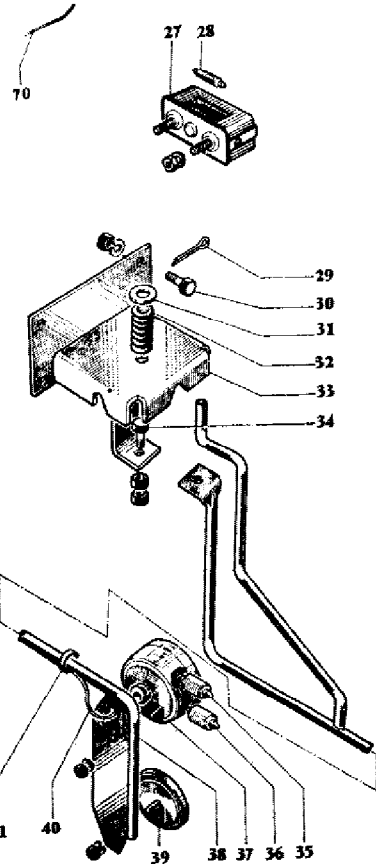
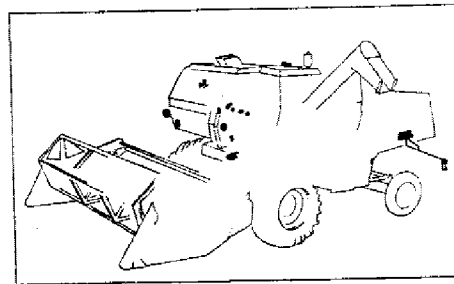
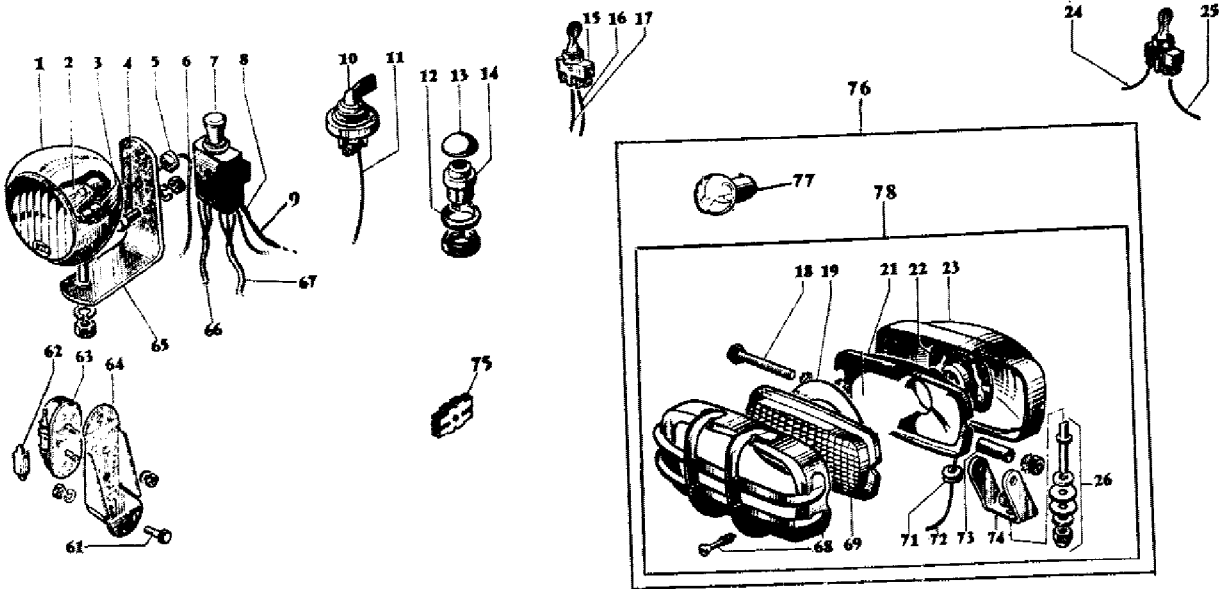
Up to Serial or Engine Number 38401

(E)

From Serial or Engine Number 38402

ÉCLAIRAGE
BELEUCHTUNG
INSTALACIÓN ELECTRICA E INTERMITENTES
LIGHTING

EXPORT



73-301

AGCO Corporation
Parts List Report

Massey Ferguson (Europe)
MF 487 COMBINE
Page 288 - LIGHTING - EXPORT

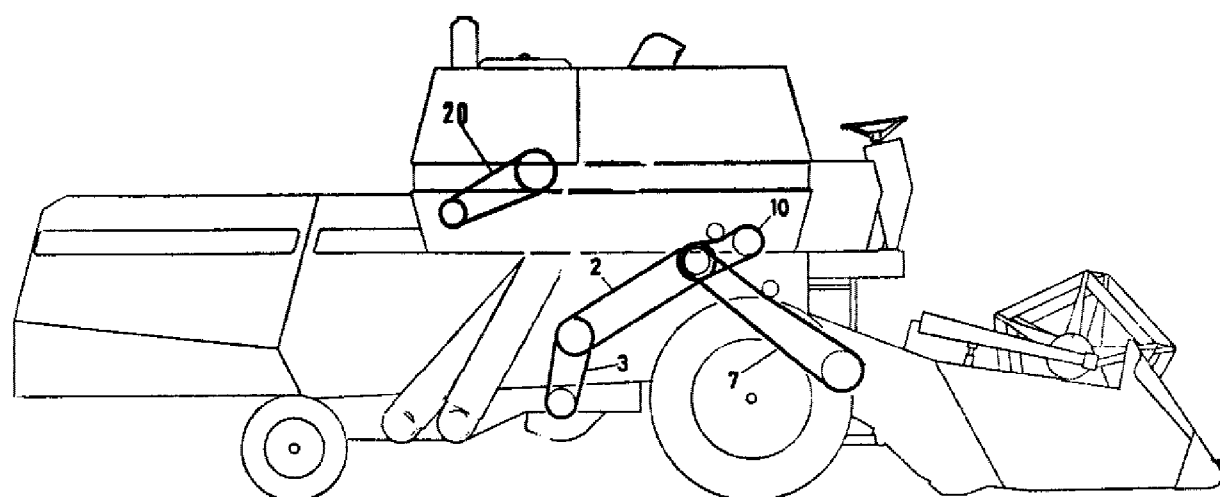
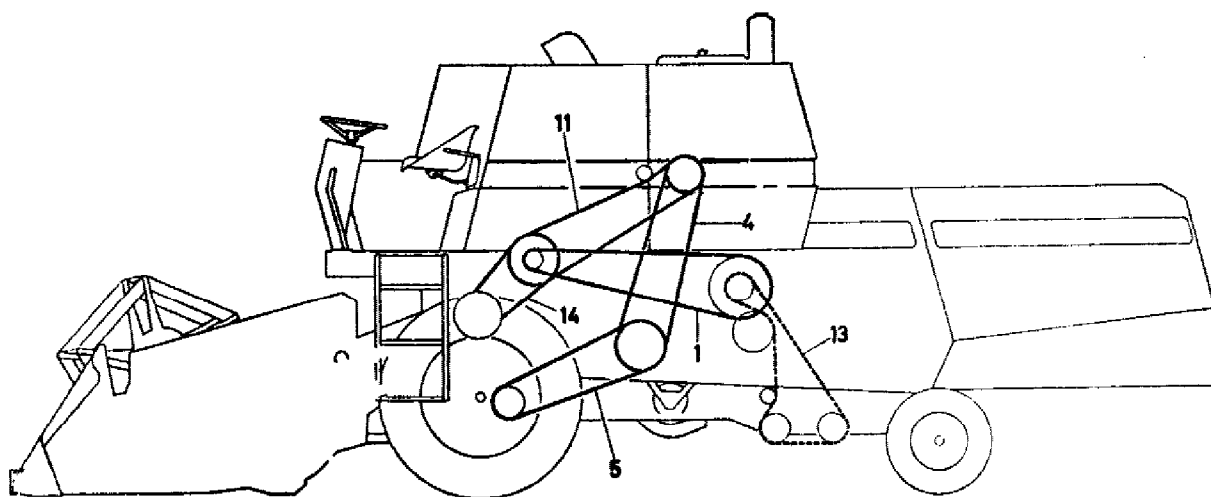
Item	Part Number	Qty	Part Description	Comments
				EXPORT
1	418689M1	2	Lamp	(A)
2	326917M1	2	Bulb	(A)
3	322795M1	2	Bulb	(A)
4	339124X1	2	Screw Metric	(A)
	339374X1	2	Lock Washer	(A)
	339169X1	2	Nut Metric	(A)
5	320858M1	1	Grommet	(A)
6	1723150M1	1	Harness	(A)
				Right Hand
	1721856M1	1	Harness	(A)
				Left Hand
7	908267M2	1	Switch	(A)
8	1722941M1	1	Wire	(A)
9	414173M1	1	Cable	(B)
10	407764M1	1	Switch	(A)
11	418709M1	1	Cable	(A)
	621987M1	1	Cable	(B)
12	402937M2	1	Bush	(A)
13	402936M2	1	Helmet	(A)
14	320808M1	1	Switch	(A)
15	1802948M1	2	Switch	(B)
16	621988M1	1	Cable	(B)
	882659M1	6	Fastener	(B)
	1800028M1	1	Grommet	(B)
17	621243M1	1	Cable	(B)
		1	Bolt	(B)
		2	Washer	(B)
18		1	Nut	(B)
19		1	Seal	(B)
20	950832M1	1	Bulb P/Lamp	(B)
21	1806424M1	1	Reflector	(B)
22	1806426M1	1	Clamp	(B)
23	1806428M1	1	Reflector	(B)
24	621637M1	1	Cable	(B)
25	621638M1	1	Wire	(B)
26		1	Screw	(B)
		1	Washer	(B)
		1	Washer	(B)

		1	Washer	(B)
		1	Washer	(B)
		1	Nut	(B)
		1	Nut	(B)
27	326977M1	1	Light	(B)
28	322801M1	1	Bulb	(B)
29	390446X1	1	Pin	(A)
	391402X1	1	Pin	(B)
30	339666X1	4	Screw Metric	(A)
	339560X1	4	Screw Metric	(A)
	339560X1	8	Screw Metric	(B)
	339375X1	8	Lock Washer	(A, B)
	339030X1	8	Nut Metric	(A, B)
31	339763X1	2	Washer	(A, B)
32	326690M1	2	Spring	(A, B)
33	1721252M91	2	Bearer	(A)
	418694M91	2	Bracket	(B)
34	339451X1	2	Screw Metric	(A, B)
	339402X1	4	Nut Metric	(A, B)
35	405813M1	2	Bulb 2w Instr.	(A)
36	327711M1	2	Bulb	(A, B)
37	406204M1	2	Lamp	(A)
	1723304M1	2	Lamp	(B)
38	1721224M91	1	Bearer	(A)
				Left Hand
	1721853M91	1	Bearer	(A)
				Right Hand
	621641M91	2	Bracket	(B)
39	416085M1	2	Reflector	(A, B)
40	418707M1	1	Harness	(A)
				Left Hand
	1721855M1	1	Harness	(A)
				Right Hand
	621494M1	1	Harness	(B)
41	613502M1	6	Clip	(A, B)
42	1440996X1	1	Rivet	(A)
43	612494M1	1	Grommet	(A)
	322825M1	2	Grommet	(B)
44	416546M1	1	Connector	(A)
	416546M1	3	Connector	(B)
45	418708M1	1	Harness	(A)
	1723768M1	1	Cable	(B)
46	968429M1	2	Fastener	(A)
	968429M1	1	Fastener	(B)
47	910365M1	1	Union	(B)
48	619832M1	1	Wire	(A, B)

49	418705M1	1	Cable	(A, B)
50	416361M1	1	Horn	(A, B)
51	339124X1	1	Screw Metric	(A, B)
	339374X1	1	Lock Washer	(A, B)
	339169X1	1	Nut Metric	(A, B)
52	320823M1	5	Rail	(A)
	320823M1	2	Rail	(B)
53	418711M1	1	Cable	(A, B)
54	339112X1	4	Screw Metric	(A, B)
	339382X1	4	Lock Washer	(A, B)
	339111X1	4	Nut	(A, B)
55	1723767M1	1	Cable	(B)
56	339666X1	2	Screw Metric	(A)
	418691X1	1	Washer	(A)
	339375X1	2	Lock Washer	(A)
	339030X1	2	Nut Metric	(A)
57	406220M1	2	Blinker	(A)
58	320809M2	2	Box	(A, B)
59	320810M2	8	Fuse	(A)
59	320810M2	5	Fuse	(B)
60	403203M1	1	Harness	(A)
61	390903X1	2	Screw Metric	(A)
	339375X1	2	Lock Washer	(A)
	339030X1	2	Nut Metric	(A)
62	405813M1	1	Bulb 2w Instr.	(A)
63	324130M1	1	Flasher	(A)
64	418693M1	1	Bearer	(A)
65	418692M1	1	Strap	(A)
				Right Hand
66	1723151M1	1	Harness	(A)
67	1723152M1	1	Harness	(A)
68	1807200M1	1	Bezel	(B)
	1806429M1	2	Screw	(B)
69	1806423M1	1	Window	(B)
70	621245M2	1	Cable	(B)
71		1	Grommet	(B)
72	621244M2	1	Cable	(B)
73		1	Spacer	(B)
74		1	Bracket	(B)
75	416546M1	2	Connector	(B)
76	619459M91	3	Lamp	(B)
77	950832M1	1	Bulb P/Lamp	(B)
78	619415M2	3	Lamp	(B)
				(A)
				GERMANY
				(B)



**COURROIES ET CHAÎNES
TREIBRIEMEN UND KETTEN
CORREAS Y CADENAS
DRIVE BELTS AND CHAINS**



69 — 383

AGCO Corporation
Parts List Report

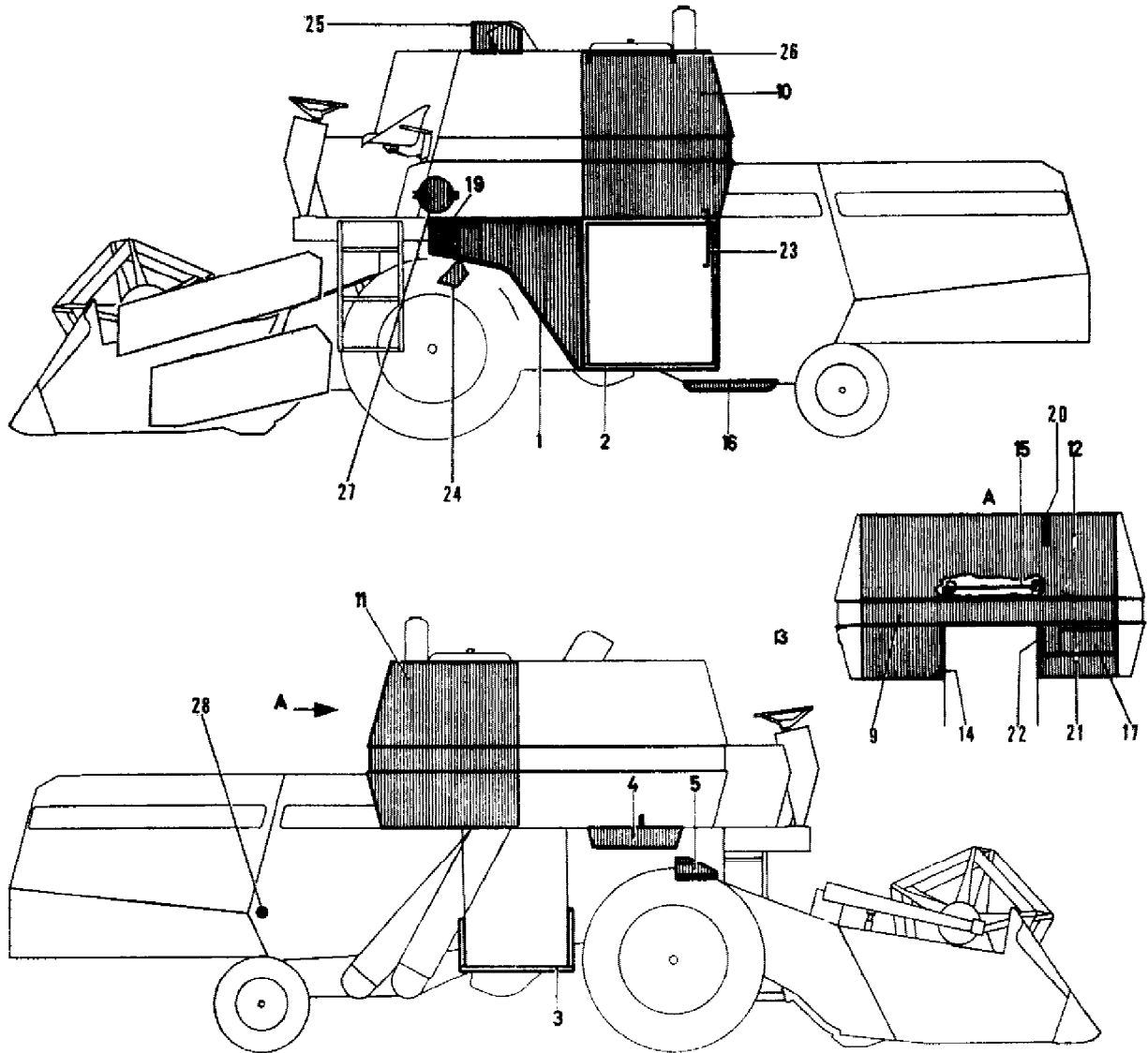
Massey Ferguson (Europe)

MF 487 COMBINE

Page 292 - DRIVE BELTS AND CHAINS

Item	Part Number	Qty	Part Description	Comments
1	621258M1	1	Belt	
2	621261M1	1	Belt	
3	621262M1	1	Belt	
4	621320M2	1	Belt	
5	621321M2	1	Belt	
7	621588M1	1	Belt	
10	905980M1	1	Belt	
11	1720255M1	1	Belt	
13	1721731M91	1	Chain	INCL. 329312M91, 329313M91, 329315M91
	329312M91	50	Link	
	329313M91	49	Link	
	329315M91	1	Link	
14	621646M1	1	Belt	
20	1720674M2	1	Belt	

**GARANTS COFFRE A OUTILS ET OUTILS
 SCHUTZBLECHE, WERKZEUGKASTEN UND WERKZEUGE
 PROTECCIONES, HERRAMIENTAS Y SU CAJA
 GUARDS, TOOL BOX AND TOOLS**



72 - 165

AGCO Corporation
Parts List Report

Massey Ferguson (Europe)

MF 487 COMBINE

Page 295 - GUARDS, TOOL BOX AND TOOLS

Item	Part Number	Qty	Part Description	Comments
1	1721554M91	1	Cowl	
2	339761X1	1	Screw Metric	
	339024X1	1	Washer Metric	
	339374X1	3	Lock Washer	
	339169X1	3	Nut Metric	
	339124X1	1	Screw Metric	
	391166X1	1	Washer Metric	
	339123X1	1	Screw Metric	
	1721542M92	3	Bracket	
3	1721557M91	1	Bearer	RIGHT
	339123X1	2	Screw Metric	
	339374X1	2	Lock Washer	
	339169X1	2	Nut Metric	
4	419041M91	1	Guard	
	621462M92	1	Cowl	(B)
	339124X1	2	Screw Metric	
	339123X1	1	Screw Metric	
	391166X1	3	Washer Metric	
	339374X1	3	Lock Washer	
	339169X1	3	Nut Metric	
5	418979M1	1	Cowl	
	339123X1	2	Screw Metric	
	391166X1	2	Washer Metric	
	339374X1	2	Lock Washer	
	339169X1	2	Nut Metric	
5	609737M91	1	Cowl	(A)
	339761X1	1	Screw Metric	(A)
	339123X1	3	Screw Metric	(A)
	391166X1	3	Washer Metric	(A)
	339374X1	3	Lock Washer	(A)
	339169X1	3	Nut Metric	(A)
9	1720995M93	1	Support	(F)
	1603694M91	1	Support	(G)
	339123X1	4	Screw Metric	
	339024X1	4	Washer Metric	
	339374X1	4	Lock Washer	
	339169X1	4	Nut Metric	
10	1721609M91	1	Panel	(D) LEFT

	905601M92	1	Side	(E) LEFT
	339761X1	4	Screw Metric	
	339123X1	4	Screw Metric	
	339107X1	3	Wingbolt	
	339374X1	7	Lock Washer	
	339169X1	7	Nut Metric	
11	905713M92	1	Side	RIGHT
	339024X1	4	Washer Metric	
	339106X1	4	Nut Metric	
	339107X1	3	Wingbolt	
	339374X1	7	Lock Washer	
12	621379M92	1	Cowl	(F)
	1604048M91	1	Cowl	(G)
	339124X1	1	Screw Metric	
	339761X1	1	Screw Metric	
	339374X1	2	Lock Washer	
	339169X1	2	Nut Metric	
12	418065M1	4	Fastener	
	786051M1	4	Grommet	
14	1721001M1	2	Fastener	
	339124X1	2	Screw Metric	
	339170X1	2	Screw	
	339697X1	2	Washer	
	339374X1	4	Lock Washer	
	339169X1	4	Nut Metric	
15	1721088M1	1	Bar	
	339076X1	1	Pin	
16	621514M91	1	Guard	
	339560X1	4	Screw Metric	
	339375X1	4	Lock Washer	
	339030X1	4	Nut Metric	
17	1721561M91	1	Boot	
	1721562M91		Boot	INCL. NOS. 418304M1, 1721567M1, 418065M1, 1441241X1
	418304M1	2	Stem	
	1721567M1	1	Gate	
	418065M1	1	Fastener	
	391074X1	2	Screw Metric	
	390971X1	2	Washer Metric	
	339375X1	2	Lock Washer	
	339030X1	2	Nut Metric	
	1721573M1	4	Tube	
	339256X1	4	Bolt Metric	
	339697X1	4	Washer	

	339374X1	4	Lock Washer
	339169X1	4	Nut Metric
	786051M1	1	Grommet
19	1721551M92	1	Bracket
	339666X1	1	Screw Metric
	339692X1	1	Washer
	339375X1	1	Lock Washer
	339030X1	1	Nut Metric
20	418293M1	2	Plate
	339761X1	2	Screw Metric
	339024X1	4	Washer Metric
	339374X1	2	Lock Washer
	339169X1	2	Nut Metric
21	1721569M92	1	Plate
	339124X1	2	Screw Metric
	339374X1	2	Lock Washer
	339169X1	2	Nut Metric
22	1721571M1	1	Anglepiece
	339170X1	2	Screw
	339697X1	2	Washer
	339374X1	2	Lock Washer
	339169X1	2	Nut Metric

TOOL BOX CONTENTS
NOT ILLUSTRATED

	609785M1	1	Pump	
	403217M1	1	Oiler	
	390185X1	1	Hammer	
	403215M1	1	Screwdriver	
	391113X1	1	Wrench	
	390184X1	1	Wrench	
	322685M1	1	Wrench	
	391108X1	1	Wrench	
	322686M1	1	Wrench	
	390860X1	1	Wrench	
	322687M1	1	Spanner	
	323485M1	1	Spanner	
	321494M2	1	Lock	
	609993M91	1	Finger	INCL. NOS. 206280M1, 340601X1
	206280M1	2	Plate	
	340601X1	2	Rivet	
	789346M91	2	Guard	INCL. NOS. 789349M1, 789351M1, 340601X1 (B)
	789349M1	1	Guard	
	789351M1	1	Plate	

	340601X1	1	Rivet	
	206236M1	2	Section	
	391493X1	5	Rivet	
	411517M91	1	Kit, Hardware	
23	621467M2	1	Shield	(B)
	339124X1	3	Screw Metric	
	339374X1	3	Lock Washer	
	390972X1	3	Washer Metric	
	391169X1	3	Pin	
24	621491M91	1	Cowl	(B)
25	621472M2	1	Cowl	(A)
26	621473M2	1	Cowl	(A)
	339230X1	3	Screw Metric	
	339375X1	3	Lock Washer	
	390971X1	3	Washer Metric	
27	1722431M91	1	Guard	(B)
28	1723616M1	2	Washer	(C)

(A)

FOR U.K. AND SWEDEN ONLY

(B)

FOR U.K. ONLY

(C)

FOR SWEDEN ONLY

(D)

Up to Serial or Engine Number 37271

(E)

From Serial or Engine Number 37272

From Serial or Engine Number R1320301

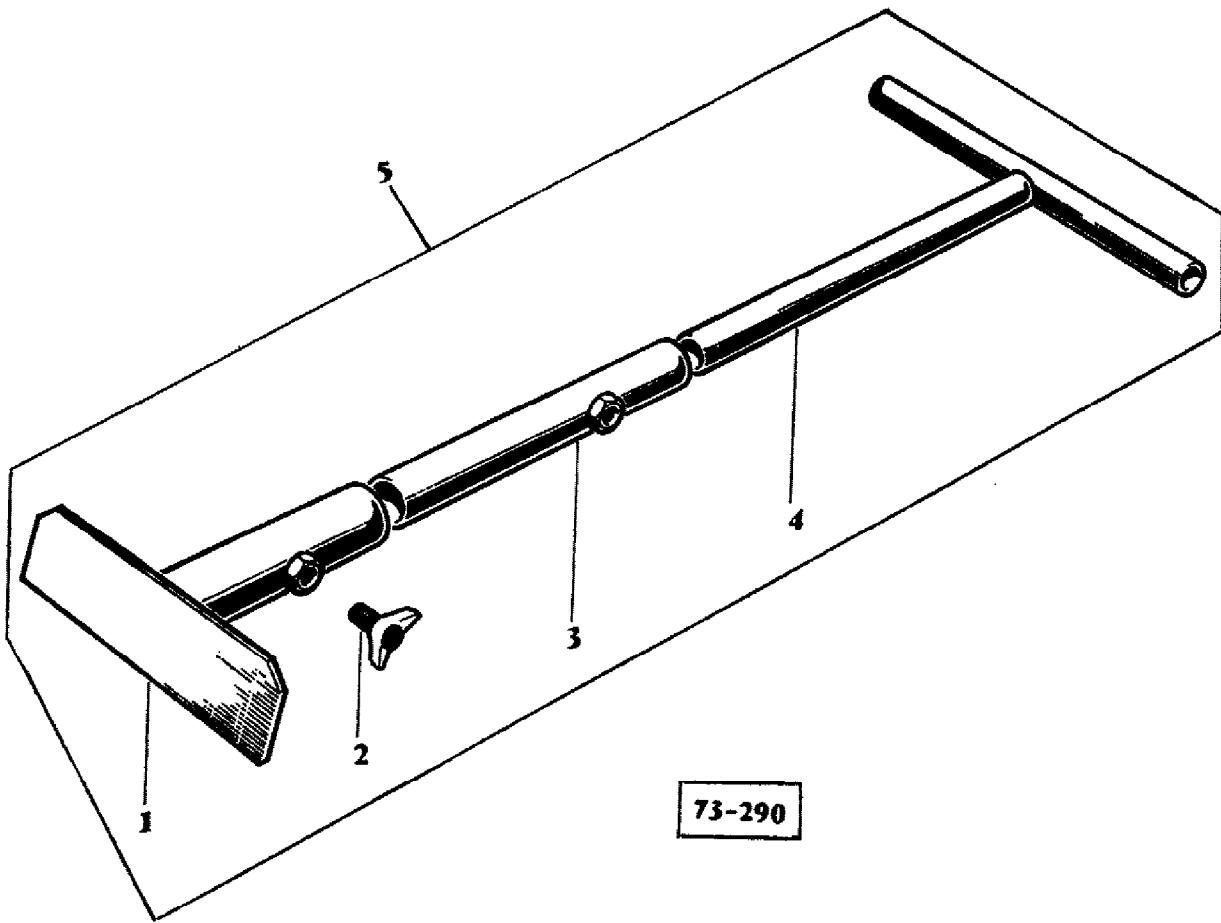
(F)

Up to Serial or Engine Number 38401

(G)

From Serial or Engine Number 38402

**RACLETTE
SCHRAPPER
RASCADOR
SCRAPER**



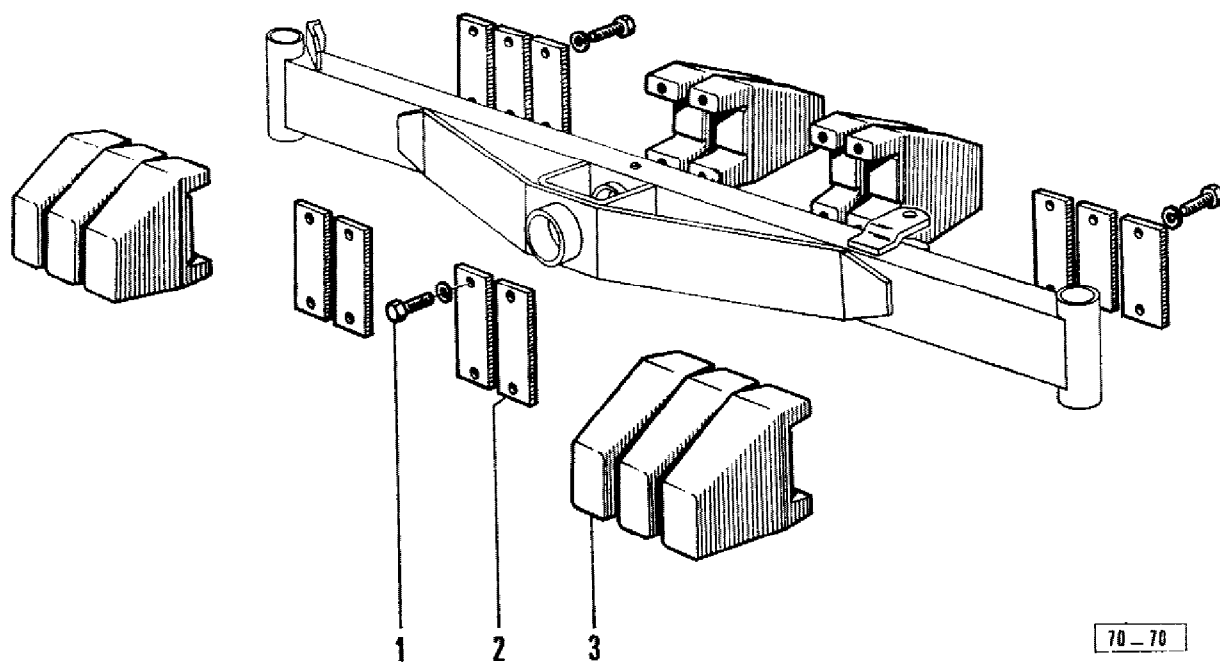
73-290

AGCO Corporation
Parts List Report

Massey Ferguson (Europe)
MF 487 COMBINE
Page 300 - SCRAPERS

Item	Part Number	Qty	Part Description	Comments
1	414626M91	1	Skimmershank	
2	339107X1	2	Wingbolt	
3	414628M91	1	Tube	
4	414630M91	1	Tube	
5	414625M91	1	Skimmershank	

MASSES
GEWICHTE
MASSO
WEIGHT

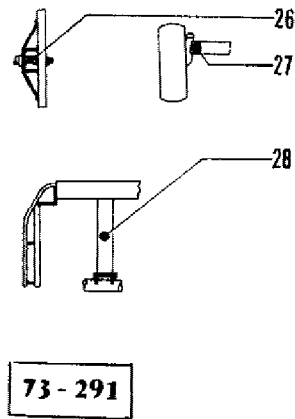
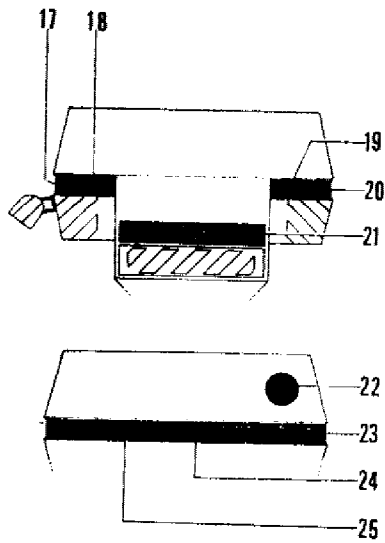
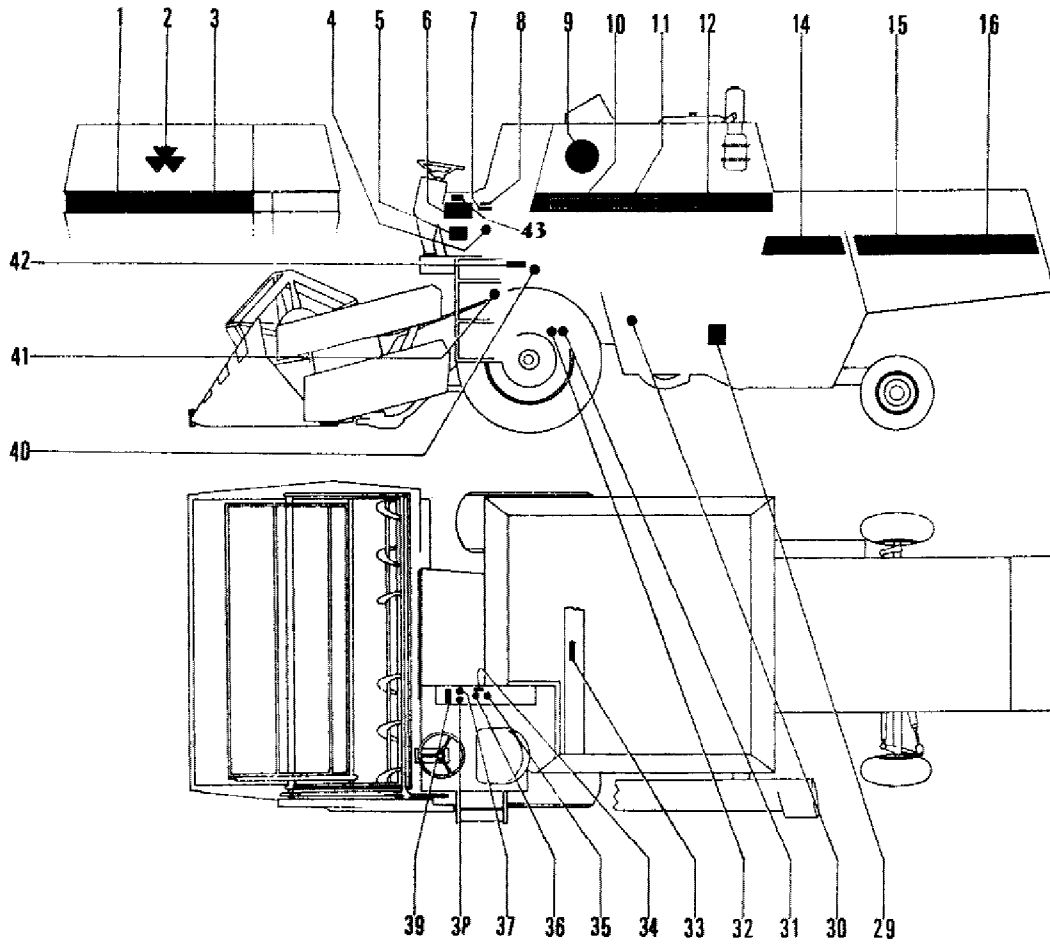


AGCO Corporation
Parts List Report

Massey Ferguson (Europe)
MF 487 COMBINE
Page 303 - WEIGHT

Item	Part Number	Qty	Part Description	Comments
1	339208X1	20	Screw	
	1440315X1	20	Washer	
2	621181M1	10	Plate	
3	621182M1	10	Weight	

**DÉCALCOMANIES
ABZIEHBILDER
DECALCOMANIA
TRANSFERS**



AGCO Corporation
Parts List Report

Massey Ferguson (Europe)

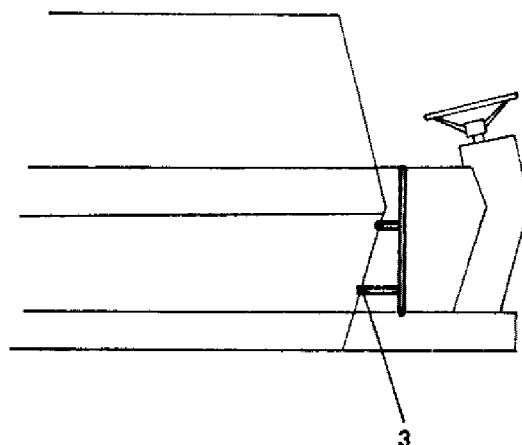
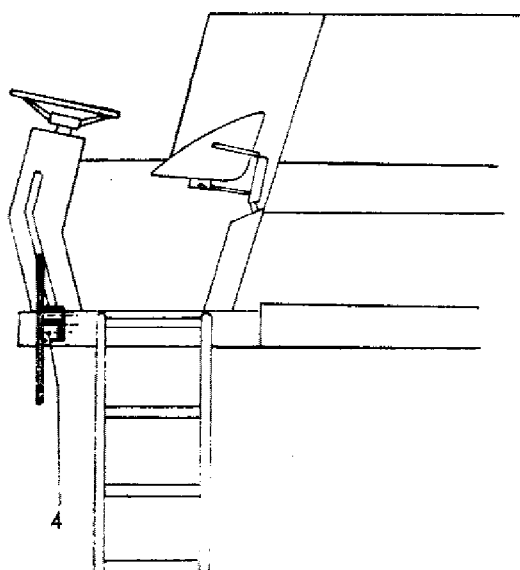
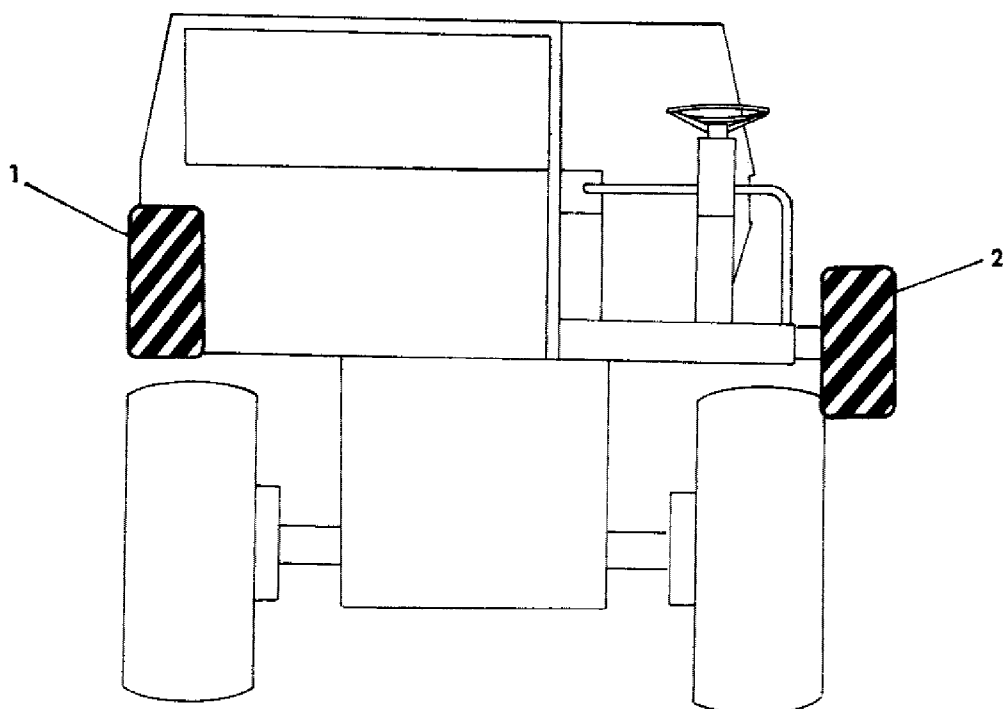
MF 487 COMBINE

Page 304 - TRANSFERS-FRENCH - FRANCE

Item	Part Number	Qty	Part Description	Comments
				GERMANY SPANISH UK
1	419121M1	1	Decal	
2	196369M1	1	Decal	
3	1721894M1	1	Decal	
4	1440112X1	1	Decal	
5	916583M1	1	Decal	
	916584M1	1	Decal	GERMANY SPANISH UK
6	621119M1	1	Decal	GERMANY
7	621115M1	1	Decal	
	621108M1	1	Decal	GERMANY
	621127M1	1	Decal	SPANISH
	621110M1	1	Decal	UK
8	621103M1	1	Decal	
	621106M1	1	Decal	GERMANY
	621099M1	1	Decal	SPANISH
	621104M1	1	Decal	UK
9	621220M1	1	Decal	
10	1721891M1	1	Decal	
11	1721892M1	1	Decal	
12	1721893M1	1	Decal	
14	1721889M1	1	Decal	Left Hand
	1721890M1	1	Decal	Right Hand
15	419128M1	2	Decal	Left Hand
16	419127M1	2	Decal	Right Hand
17	621093M1	1	Decal	
18	621094M1	1	Decal	
19	621094M1	1	Decal	
20	419119M1	1	Decal	
21	1721888M1	1	Decal	
22	621220M1	1	Decal	

23	419118M1	1	Decal	
24	419123M1	1	Decal	
25	419117M1	1	Decal	
26	1440102X1	1	Decal	
27	1440102X1	2	Decal	
28	658130M1	1	Decal	
29	621120M1	1	Decal	
	621116M1	1	Decal	GERMANY
	621126M1	1	Decal	SPANISH
	621117M1	1	Decal	UK
30	1440107X1	1	Decal	
31	1440113X1	1	Decal	
32	1440116X1	1	Decal	
33	621107M1	1	Decal	GERMANY
34	621124M1	1	Decal	
35	658035M1	1	Decal	
36	1440108X1	1	Decal	
37	1440129X1	1	Decal	
38	1440111X1	1	Decal	
39	621114M1	1	Decal	
	621112M1	1	Decal	GERMANY
	621125M1	1	Decal	SPANISH
	621113M1	1	Decal	UK
40	1440113X1	1	Decal	
41	1440105X1	2	Decal	
42	622073M1	1	Decal	
	324312M2	1	Decal	GERMANY
	622707M1	1	Decal	SPANISH
	634298M1	1	Decal	UK
43	609790M1	1	Decal	

SIGNALISATION ROUTIÈRE } ALLEMAGNE
VERKEHRZEICHEN } DEUTSCHLAND
SEÑAL DE TRAFICO } ALEMAÑA
ROAD SIGN } GERMANY



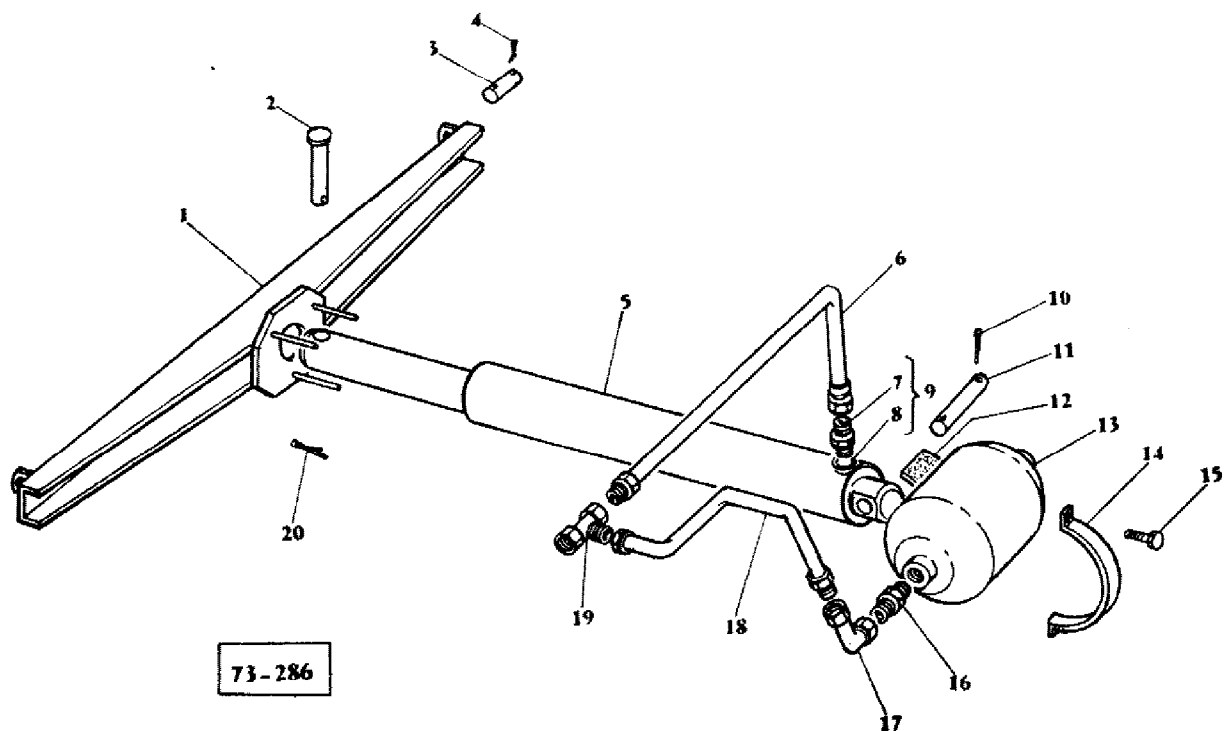
75-253

AGCO Corporation
Parts List Report

Massey Ferguson (Europe)
MF 487 COMBINE
Page 305B - ROAD SIGN - GERMANY

Item	Part Number	Qty	Part Description	Comments
				GERMANY
1	1604188M91	1	Panel	RIGHT
2	1604196M91	1	Panel	LEFT
3	339560X1	3	Screw Metric	
	390971X1	3	Washer Metric	
	339030X1	3	Nut Metric	
	390036X1	3	Washer	
	1440249X1	1	Nut Metric	
4	339560X1	3	Screw Metric	
	390971X1	3	Washer Metric	
	339030X1	3	Nut Metric	

RELEVAGE DE TABLE	}	MAÍS
TISCHAUSHEBUNG		MAIS
SUSPENSIÓN DE LA MESA		MAIZ
TABLE LIFT		MAIZE

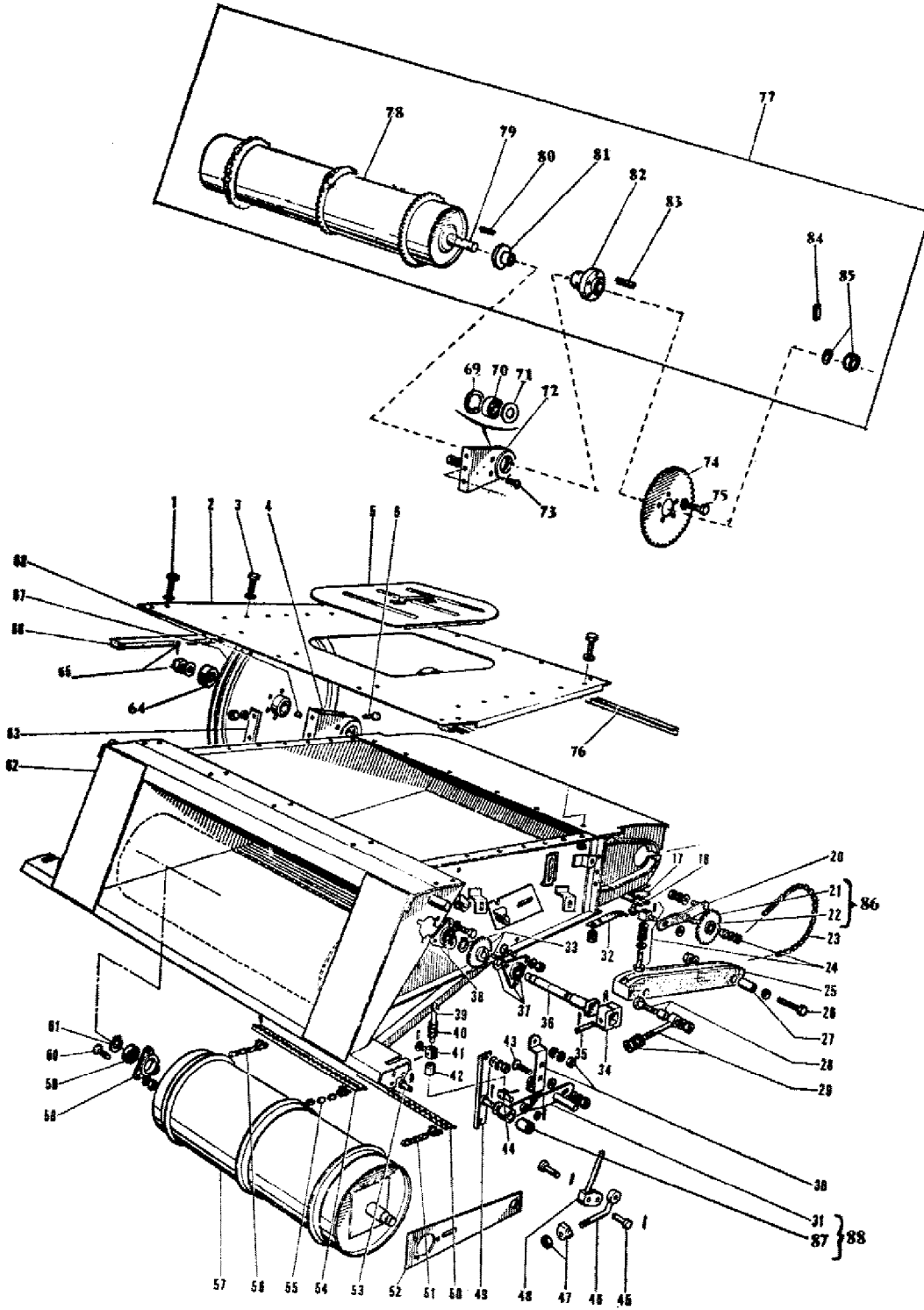


AGCO Corporation
Parts List Report

Massey Ferguson (Europe)
MF 487 COMBINE
Page 307 - TABLE LIFT - MAIZE

Item	Part Number	Qty	Part Description	Comments
				MAIZE
1	905531M91	1	Bail	
2	1441270X1	1	Pin	
3	412483M1	2	Bolt	
4	339133X1	4	Pin	
5	1721400M2	1	Ram	
6	1603105M91	1	Hose	
7		1		Not Serviced, Order NO. 9
8	338764X1	1	Seal	
9	338747X91	1	Union	
10	339038X1	2	Pin	
11	1441286X1	1	Pin	
12	910865M1	1	Shim	
13	619820M1	1	Accumulator	
14	905524M1	1	Clamp	
15	339761X1	2	Screw Metric	
	339374X1	2	Lock Washer	
	339169X1	2	Nut Metric	
16	619821M1	1	Restrictor	
17	905522M1	1	Union	
18	905523M1	1	Tube	
19	1442424X1	1	Union	
20	339038X1	1	Pin	

ÉLEVATEUR A RÉCOLTES - CAISSON } MAÏS
 EINZUGSELEVATOR } MAÏS
 ELEVADOR DE ENTRADA } MAÏZ
 FEEDER ELEVATOR } MAIZE



73-293

AGCO Corporation
Parts List Report

Massey Ferguson (Europe)
MF 487 COMBINE
Page 308 - FEEDER ELEVATOR - MAIZE

Item	Part Number	Qty	Part Description	Comments
				MAIZE
1	339123X1	10	Screw Metric	
	391166X1	10	Washer Metric	
	339374X1	10	Lock Washer	
2	621573M2	1	Plate	
3	339560X1	18	Screw Metric	
	339375X1	18	Lock Washer	
	339030X1	18	Nut Metric	
4	621433M91	1	Bracket	
5	417770M91	1	Cover	
6	339401X1	6	Screw Metric	
	339376X1	6	Lock Washer	
	339402X1	6	Nut Metric	
17	621456M1	1	Joint	
18	621448M1	1	Shield	
	49159X	18	Rivet	
20	621428M91	1	Arm	
21	365106X1	1	Sprocket	
22	1440487X1	1	Bearing Assy	
23	912497M91	1	Chain	
24	621421M1	1	Screw	
	621444M2	1	Spring	
	339803X1	1	Washer	
	621423M1	1	Knuckle	
	391405X1	1	Pin	
	621422M1	1	Washer	
	1440277X1	2	Washer Metric	
	339377X1	2	Lock Washer	
	339034X1	2	Nut Metric	
25	621572M1	1	Guide	
26	354505X1	2	Bolt Unf	
	355619X1	4	Washer	
	353431X1	2	Nut Unf	
27	796717M1	2	Sleeve	
28	1721509M1	2	Bush	
	1721510M1	2	Clevis Pin	
	339377X1	2	Lock Washer	
	339074X1	2	Nut	
29	621459M91	2	Stem	

	390905X1	2	Washer Metric	
	339623X1	2	Nut Metric	
	339682X1	2	Nut Metric	
30	1721499M1	1	Bearer	Left Hand
	1721500M1	1	Bearer	Right Hand
	339534X1	4	Washer Metric	
	339376X1	4	Lock Washer	
	339402X1	4	Nut Metric	
32	621452M91	1	Lever	
32	621471M1	2	Bracket	
	339374X1	4	Lock Washer	
	339169X1	4	Nut Metric	
33	913601M91	1	Pinion	
	2020X	1	Key	
	354946X1	1	Ring	
34	249683M91	1	Sleeve	
35	249675M1	1	Pin	
	354061X1	1	Pin	
	1753018X1	1	Pin	
36	621435M1	1	Shaft	
37	1722011M1	1	Bearing Assy	
	1722012M1	2	Flange	
	390397X1	3	Bolt	
	339376X1	3	Lock Washer	
	339402X1	3	Nut Metric	
	339469X1	1	Segment	
38	1721404M1	1	Bearing Assy	
	1722013M1	2	Flange	
	339081X1	3	Screw Metric	
	339376X1	3	Lock Washer	
39	905396M1	2	Clevis Pin	
40	224131M1	2	Spring	
	1721512M1	2	Washer	
	391406X1	2	Pin	
41	1721514M1	2	Pivot	
	391224X1	2	Washer Metric	
	391428X1	2	Pin	
42	1706550M1	2	Spacer	
43	339237X1	2	Screw	
	339376X1	2	Lock Washer	
	339534X1	2	Washer Metric	
	339285X1	2	Washer	
	339402X1	2	Nut Metric	
44	1721515M1	2	Clevis Pin	
	391224X1	2	Washer Metric	
	391428X1	2	Pin	

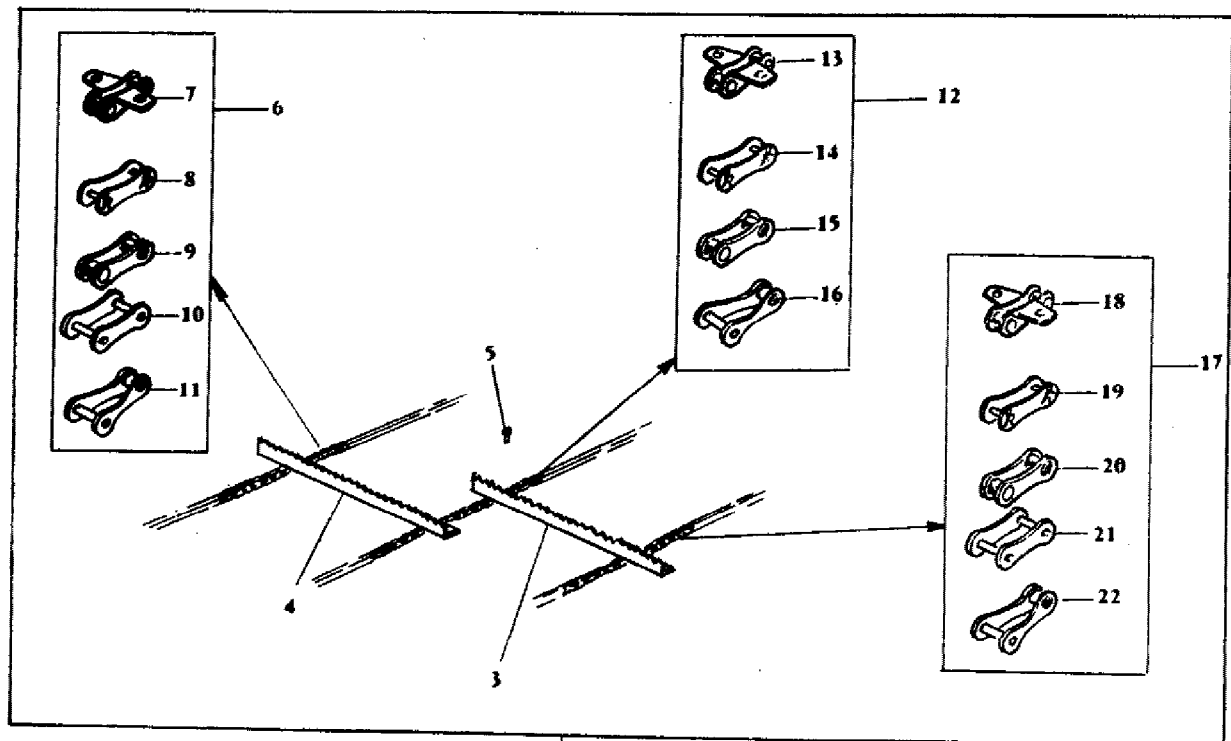
45	195350M1	2	Clevis Pin	
	354076X1	4	Pin	
46	786108M1	2	Bolt	
47	786114M1	2	Knotter Hook	
	376811X1	2	Nut Unc	
48	786113M1	2	Lever	
49	621454M91	2	Transverse	Left Hand
	609685M91	1	Transverse	Right Hand
	339534X1	4	Washer Metric	
	339376X1	4	Lock Washer	
	339402X1	4	Nut Metric	
	609926M1	14	Slat	Left Hand
51	621525M91	1	Chain	Left Hand (A)
52	621477M91	2	Arm	
53	1441433X1	2	Pin	
	1706160M1	2	Clamp	
54	609927M1	14	Slat	Right Hand
55	621527M91	1	Chain	(A)
56	621526M91	1	Chain	Right Hand (A)
57	621416M93	1	Drum	
58	417624M1	4	Flange	
59	417850M1	2	Bearing Assy	
60	390018X1	6	Bolt	
	339374X1	6	Lock Washer	
	339169X1	6	Nut Metric	
61	1440476X1	2	Circlip	
62	621529M95	1	Riser	
63	621445M1	2	Shield	
64	609901M1	2	Spacer	
65	1440291X1	1	Washer Metric	
	391233X1	1	Nut Metric	
	339037X1	1	Pin	
66	621587M1	1	Belt	
67	621855M1	1	Pulley	
68	339518X1	1	Key Parallel	
69	1440480X1	1	Circlip	
70	415331M1	2	Bearing	
71	415322M1	2	Ring	
72	621432M91	1	Bracket	
73	339509X1	4	Screw Metric	
	339376X1	4	Lock Washer	
	339402X1	4	Nut Metric	
74	609718M1	1	Pinion	
75	339451X1	5	Screw Metric	

	339376X1	5	Lock Washer
76	621176M91	1	Gasket
77	609907M91	1	Drum
79	609899M1	1	Shaft
80	338654X1	2	Key Door
81	609903M1	2	Spacer
82	609900M1	1	Hub
83	391092X1	1	Key Door
84	339037X1	1	Pin
85	391233X1	1	Nut Metric
	1440291X1	1	Washer Metric
86	621425M91	1	Pinion
87	1721498M1	1	Bush
88	621451M91	1	Lever

(A)

DETAIL PAGE 315

CHAÎNE D'ÉLEVATEUR (DÉTAIL)	}	MAÏS
ELEVATORKETTE (EINZELTEILE)		MAIS
CADENA DE ELEVADOR (DETALLE)		MAIZ
ELEVATOR CHAIN (DETAIL)		MAIZE



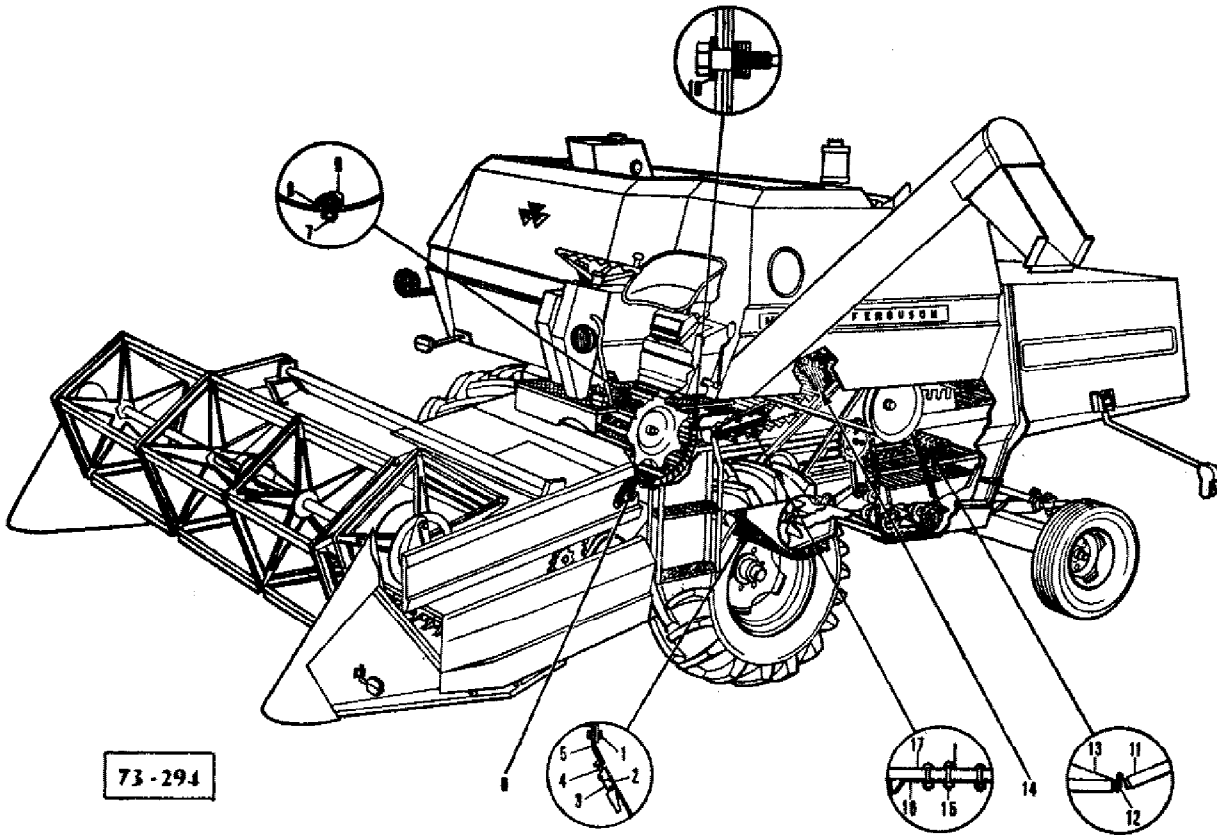
73-292

AGCO Corporation
Parts List Report

Massey Ferguson (Europe)
MF 487 COMBINE
Page 315 - ELEVATOR

Item	Part Number	Qty	Part Description	Comments
1	621528M93	1	Elevator	
3	609927M1	14	Slat	Left Hand
4	609926M1	14	Slat	Right Hand
5	391138X1	112	Rivet	
6	621525M91	1	Chain	Left Hand
7	329761M91	14	Link	
8	329797M91	1	Connecting Link	
9	329795M91	29	Link	
10	329796M91	14	Link	
11	329798M92	2	Link	
12	621527M91	1	Chain	
13	329761M91	28	Link	
14	329797M91	1	Connecting Link	
15	329795M91	29	Link	
16	329798M92	2	Link	
17	621526M91	1	Chain	Right Hand
18	329761M91	14	Link	
19	329797M91	1	Connecting Link	
20	329795M91	29	Link	
21	329796M91	14	Link	

TRANSFORMATIONS INTERNES	}	MAÏS
INNER VERWANDLUNGEN		MAIS
TRANSFORMACIONES INTERNAS		MAIZ
INNER ALTERATIONS		MAIZE



AGCO Corporation
Parts List Report

Massey Ferguson (Europe)
MF 487 COMBINE
Page 316 - INNER ALTERATIONS - MAIZE

Item	Part Number	Qty	Part Description	Comments
				MAIZE
1	339123X1	12	Screw Metric	
	339374X1	12	Lock Washer	
	339169X1	12	Nut Metric	
2	621594M91	3	Plate	INCL. REF. 3
3	417461M91	3	Fastener	INCL. REF. 4
4	414472M91	3	Hook	
5	621593M91	3	Plate	
6	621179M93	1	Cover	INCL. 621178M1, 1720472M1, 1720471M1, 1720468M1, 339375X1, 339030X1
	621178M1	1	Cover	
	1720472M1	1	Plate	
	1720471M1	1	Sealer	
	1720468M1	1	Bearer	
	339375X1	8	Lock Washer	
	339030X1	6	Nut Metric	
7	339814X1	40	Screw Metric	
	339376X1	40	Lock Washer	
	339402X1	40	Nut Metric	
8	1722286M1	40	Shim	
9	621171M1	4	Beater Bar	RIGHT
	621172M1	4	Beater Bar	LEFT
10	1722157M1	4	Plate	
11	621184M1	1	Extension	
12	339666X1	2	Screw Metric	
	339375X1	2	Lock Washer	
	339030X1	2	Nut Metric	
13	621183M1	1	Chaffer	
14	621158M91	5	Shield	INCL. 621160M1, 621159M1, 390468X1, 339101X1
	621160M1	5	Plate	
	1721871M1	5	Facing	
	390468X1	35	Washer Metric	
	339101X1	35	Rivet	
15	339215X1	21	Bolt	

	339692X1	15	Washer
	1441462X1	21	Locknut
16	413410M1	9	Plate
17	1721932M1	3	Shield
