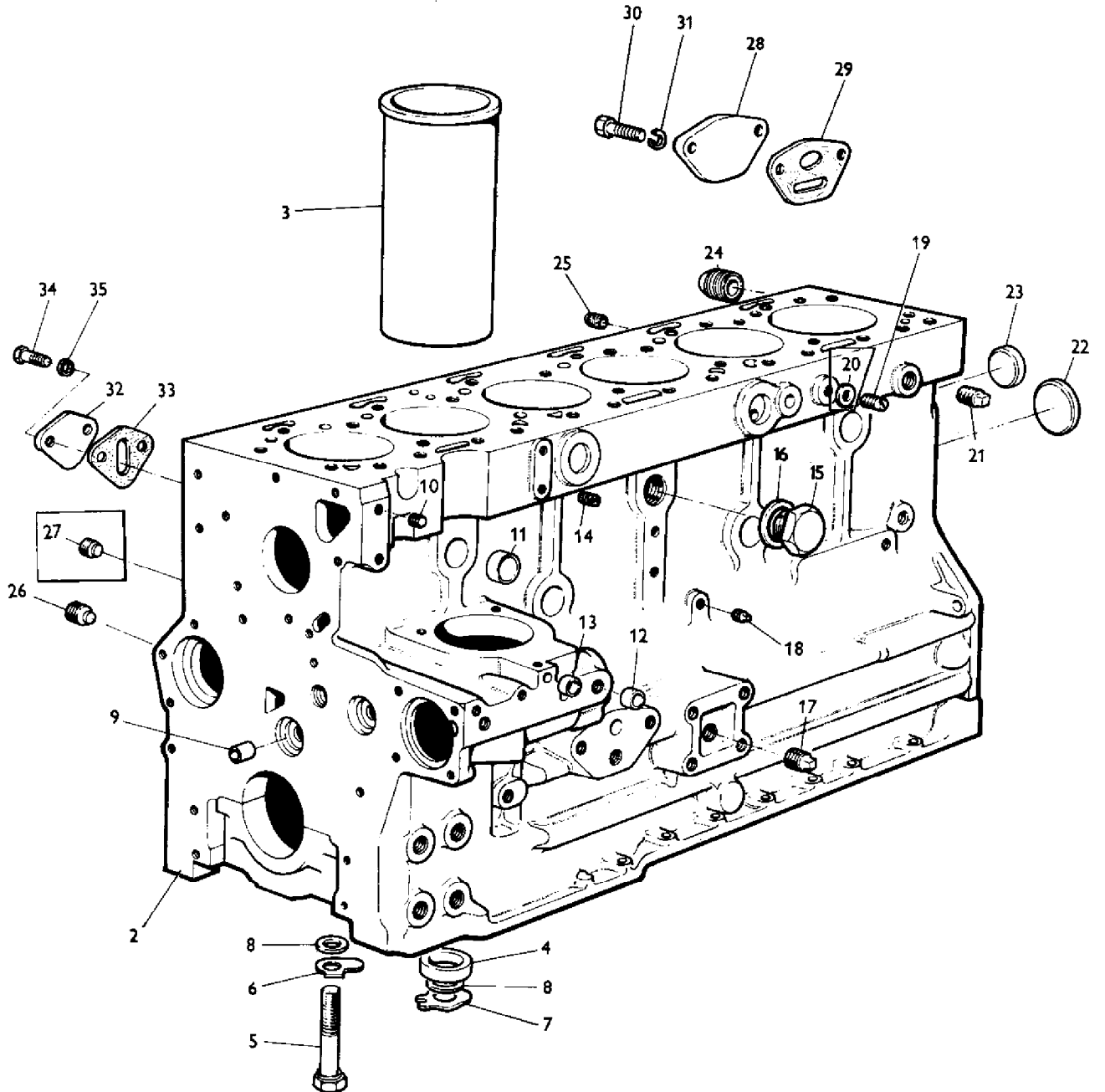


C.P.O. 4044



AGCO Corporation
Parts List Report

Massey Ferguson (Europe)

MF 500 COMBINE

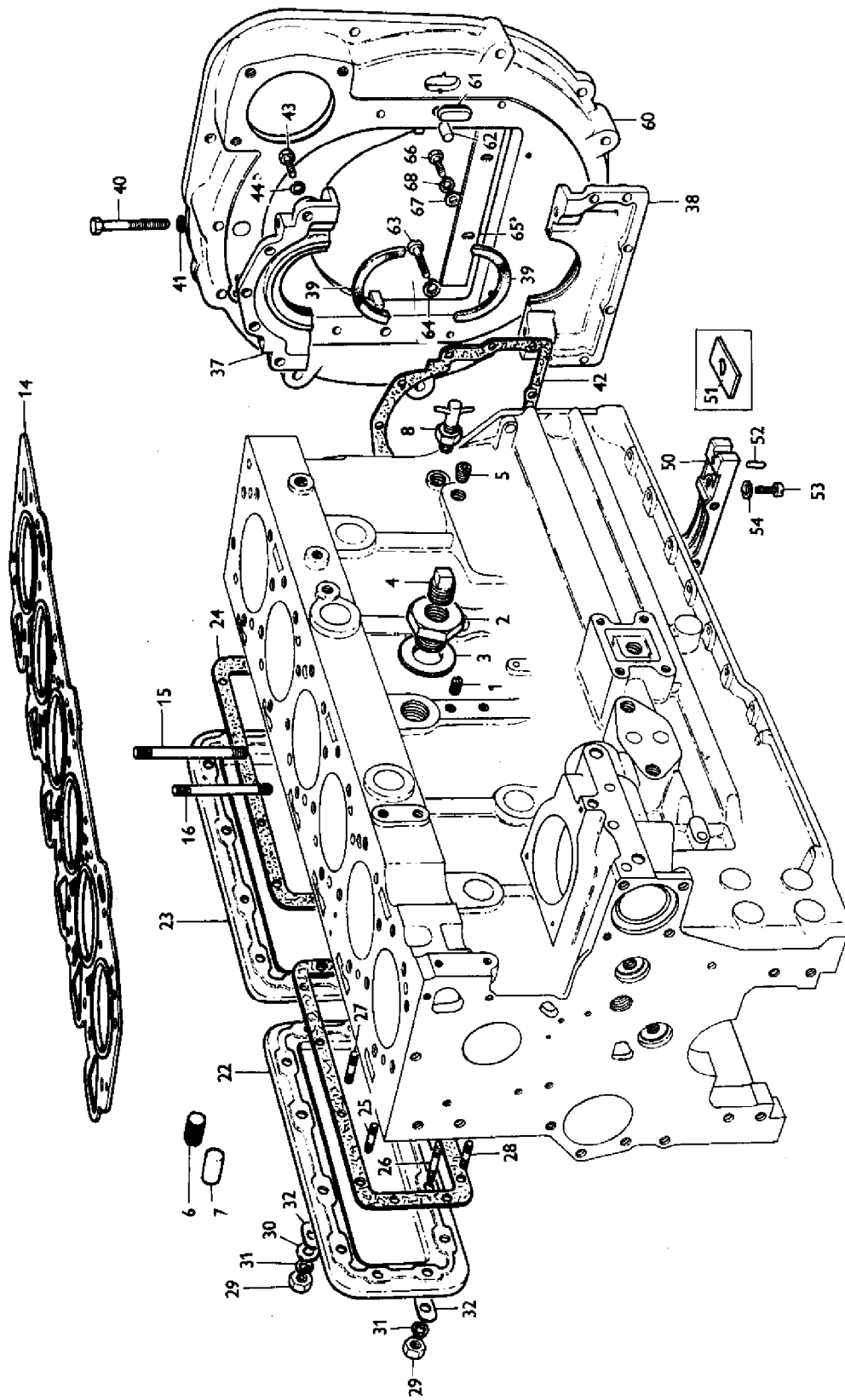
Page 3 - CYLINDER BLOCK - A6.354

Item	Part Number	Qty	Part Description	Comments
				A6.354
1	81642	1	Kit,Cyl.Block	(A)
1	84602	1	Kit,Cyl.Block	(B)
1	84365	1	Kit,Cyl.Block	(C)
2		1	Block	ORDER ASSEMBLY
3	31358306	6	Liner	(D)
3	31358324	6	Liner	(E)
3	31358328	6	Liner	(F)
4	33142111	14	Thimble	
5	32166314	14	Setscrew	
6	0920795	2	Washer	(H)
7	31733119	12	Tab Washer	(H)
8	0760001	14	Shim	(H)
9	0650566	2	Plug	
10	32114461	1	Plug	(G)
11	0650563	6	Plug	
12	32417115	3	Plug	(H)
13	32417134	2	Plug	(H)
14	32114116	2	Plug	(H)
15	32161323	1	Plug	(G)
16	2411170	1	Washer	(G)
17	0650586	1	Plug	(H)
18	0650594	2	Plug	(G)
19	32114116	2	Plug	(G)
20	2411152	2	Washer	(J)
21	0650593	1	Plug	(G)
22	32416105	1	Plug	(H)
23	0650577	1	Plug	
24	0650588	3	Plug	
25	32417133	1	Plug	(H)
26	0650593	1	Plug	(G)
27	32114461	4	Plug	(G)
				Right Hand
28	36232108	1	Plate	(G)
29	36862525	1	Joint	(G)
30	0746651	2	Screw	(G)
31	0920055	2	Washer	(G)
32	0941020	1	Plate	(G)
33	36862152	1	Joint	(G)

34	0746254	2	Setscrew	(G)
35	0920053	2	Washer	(G)
				(A)
				Up to Serial or Engine Number 8829999
				(B)
				FROM ENGINE NO. 8835368, FITTED ON PRODUCTION ONLY USE SERVICE BLOCK 84365
				(C)
				From Serial or Engine Number 8835368
				From Serial or Engine Number 8830000
				Up to Serial or Engine Number 8835367
				USE 84365 WITH 31137311 AND 31137321
				(D)
				SERVICED INDIVIDUALLY UP TO ENGINE NO. 8835367 FOR ENGINE SETS UP TO ENGINE NO. 8822393 USE 31358324 36812523
				(E)
				FROM SERIAL NO. 8822394, USED ONLY WITH 81642 AND 84602
				(F)
				USED ONLY WITH 84365
				(G)
				INCLUDED IN 84365, BUT NOT REQUIRED ON THIS APPLIC ATION
				(H)
				NOT INCLUDED IN 81642
				(J)
				USED ONLY WITH OLD PLUG 0746252

CYLINDER BLOCK A6.354
(CONTINUED)

C.P.O. 0896/2



AGCO Corporation
Parts List Report

Massey Ferguson (Europe)

MF 500 COMBINE

Page 4 - CYLINDER BLOCK - A6.354

Item	Part Number	Qty	Part Description	Comments
				A6.354
1	32114116	2	Plug	
2	33534117	1	Adaptor	
3	2411170	1	Washer	
4	0650588	1	Plug	
5	2431131	1	Plug	
6	0650586	1	Plug	(G)
7	32417117	1	Plug	
8	31419	1	Cock	
14	36812523	1	Gasket	(A)
14	36812522	1	Gasket	(B)
15	32524117	20	Stud	(A)
15	32526311	20	Stud	(B)
16	32524131	12	Stud	(A)
16	32526312	12	Stud	(B)
22	37554114	1	Cover	
23	37554118	1	Cover	
24	36846408	2	Joint	
25	0826241	1	Stud	(C)
26	0826227	2	Stud	(D)
27	0826242	2	Stud	(E)
28	0826220	19	Stud	
29	0576002	24	Nut	
30	0920003	2	Washer	(E)
31	0920053	24	Washer	
32	36151505	24	Washer	
36	59537	1	Kit, Housing	
37		1		ORDER ASSEMBLY
38		1		ORDER ASSEMBLY
39	36883108	2	Seal	
40	0096238	2	Bolt	
41	0920053	2	Washer	
42	36817136	1	Joint	
43	0746211	11	Bolt	
44	0920053	11	Washer	
50	36277831	2	Bridge Piece	
51	36841114	4	Gasket	(F)
52	32811408	4	Joint	
53	2176369	4	Screw	

54	0920521	4	Washer
60	37147642	1	Plate
61	37813113	1	Plug
62	32455119	2	Dowel
63	0746424	6	Bolt
64	0920054	6	Washer
65	36125305	1	Cover
66	0746253	3	Screw
67	0920003	3	Washer
68	0920053	3	Washer

(A)

Up to Serial or Engine Number 8829999

(B)

From Serial or Engine Number 8830000

(C)

ALSO SECURES LIFT PUMP TO PRIMARY FILTER PIPE

(D)

ALSO SECURES CUT OUT & REGULATOR BRACKET

(E)

ALSO SECURES DYNAMO REAR SUPPORT BRACKET

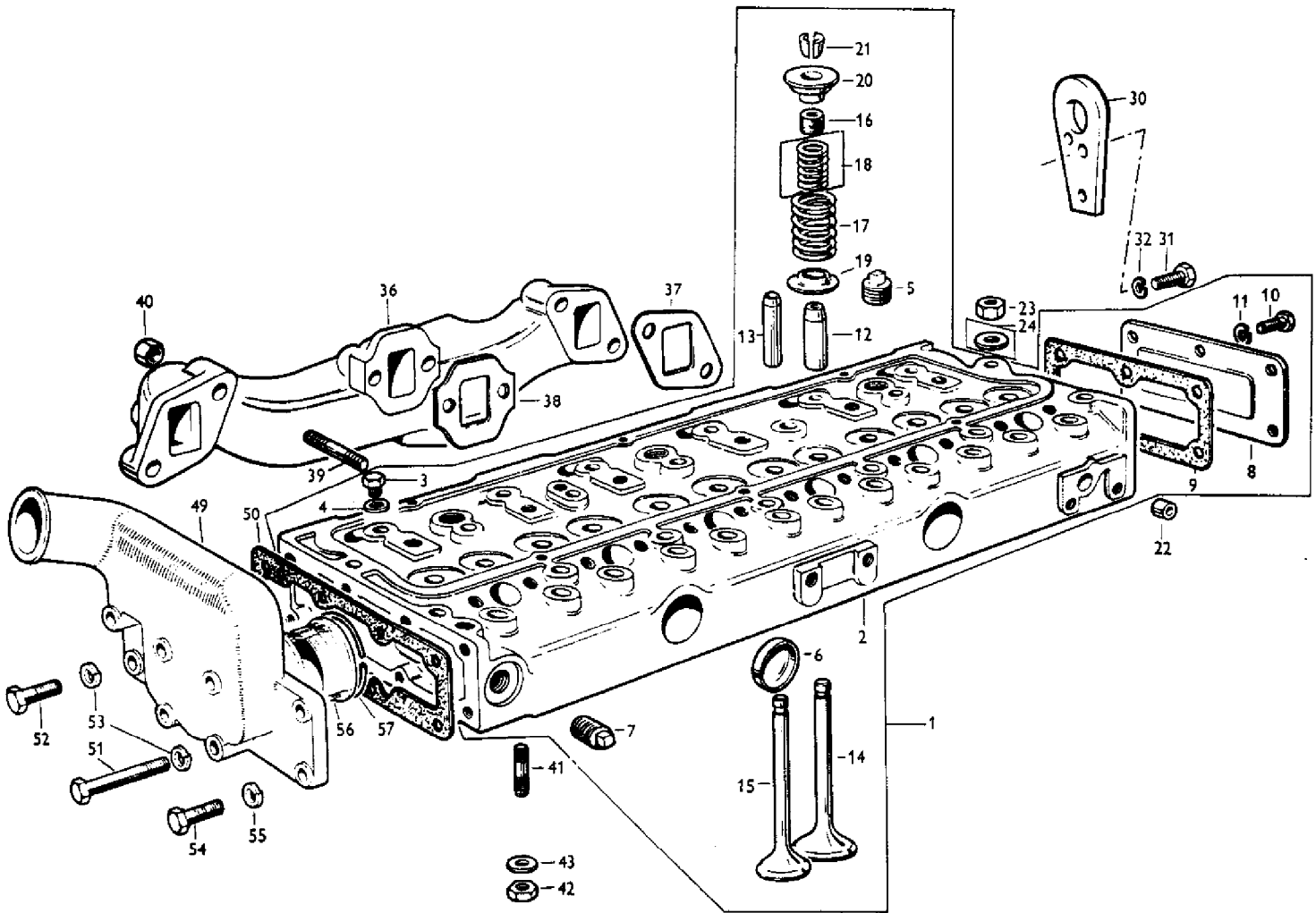
(F)

NO LONGER REQUIRED ON THIS APPLICATION

(G)

From Serial or Engine Number 8840032

C.P.O. 0897/1



AGCO Corporation
Parts List Report

Massey Ferguson (Europe)
MF 500 COMBINE
Page 7 - CYLINDER HEAD - A6.354

Item	Part Number	Qty	Part Description	Comments
				A6.354
1	82617	1	Cylinder Head	(A)
1	82618	1	Cylinder Head	(B)
1	86551	1	Cylinder Head	(C)
2		1	Head	ORDER ASSEMBLY
3	0650203	1	Plug	(D)
4	2411157	1	Washer	(D)
5	2431154	3	Plug	
6	0650563	2	Plug	
7	2431127	1	Plug	(E) LEFT
7	2431154	1	Plug	(L) LEFT
8	0940737	1	Plate	
9	0490485	1	Joint	
10	0746254	6	Setscrew	
11	0920053	6	Washer	
12	33261732	6	Guide	
13	33261752	6	Guide	
14	31431103	6	Valve	
15	31431104	6	Valve Exhaust	
16	33817402	6	Deflector	
17	0780272	12	Spring	
18	0780273	12	Spring	(F)
19	33123117	12	Washer	
20	33423122	12	Cap	
21	33173108	12	Cotter	(G)
22	0650714	1	Plug	LEFT
23	33221312	32	Nut	(H)
23	33221316	32	Nut	(C)
24	0920006	32	Washer	(F)
30	36177111	1	Plate	
31	0746453	2	Setscrew	
32	0920054	2	Washer	
36	37782222	1	Manifold	(A)
36	37782262	1	Manifold	(J)
37	36862124	2	Joint	
38	36862125	1	Joint	(A)
38	36862129	1	Joint	(J)

39	0826450	6	Stud
40	2211224	6	Nut
41	0826403	3	Stud
42	0576065	3	Nut
43	0920004	3	Washer
49	37765611	1	Body
50	36846113	1	Joint
51	0096239	5	Bolt
52	0746211	1	Bolt
53	0920053	6	Washer
54	0096433	2	Bolt
55	0920054	2	Washer
56	2485637	1	Thermostat
57	31736112	1	Circlip

(K)

(M)

(A)

Up to Serial or Engine Number 8821527

(B)

From Serial or Engine Number 8821528

Up to Serial or Engine Number 8829999

(C)

From Serial or Engine Number 8830000

(D)

INCLUDED IN 82617, 82618 AND 86551 BUT NOT
REQUIRE D ON THIS APPLICATION

(E)

INCLUDED IN 82617, 82618 AND 86551 BUT NOT
REQUIRE D ON THIS APPLICATION - REMOVE AND FIT
2431154

(F)

NO LONGER REQUIRED ON THIS APPLICATION

(G)

SERVICED IN MATCHED PAIRS

(H)

Up to Serial or Engine Number 8829999

(J)

From Serial or Engine Number 8821528

(K)

LOWER L.H. SETSCREW ALSO SECURES LIFT PUMP
TO PRIM ARY FILTER PIPE

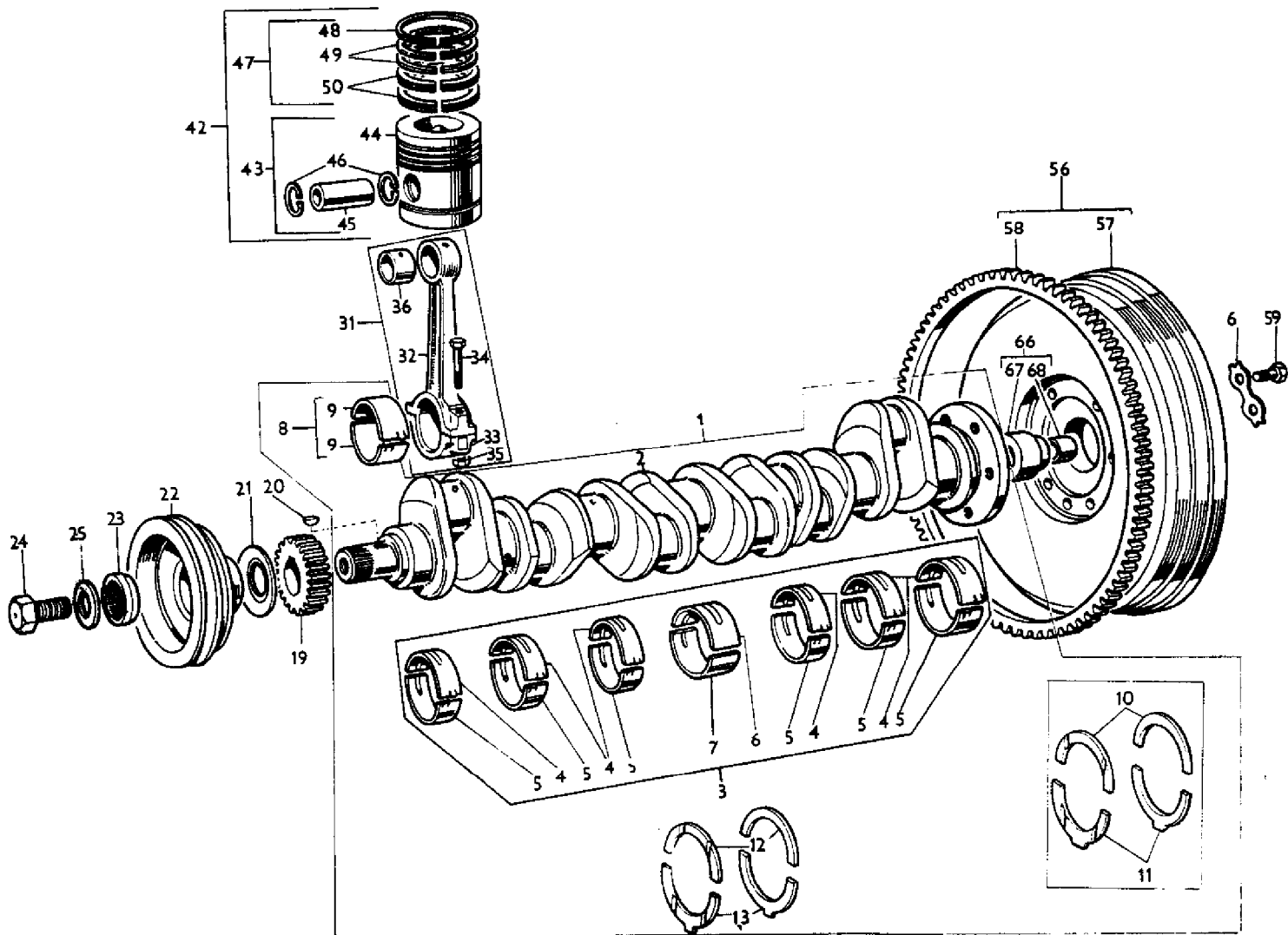
(L)

NOT INCLUDED IN ASSEMBLY

(M)

ALSO SECURES FUEL FILTER BRACKET

C.P.O. 1685/1



AGCO Corporation
Parts List Report

Massey Ferguson (Europe)
MF 500 COMBINE
Page 11 - CRANKSHAFT - A6.354

Item	Part Number	Qty	Part Description	Comments
				A6.354
1	85727	1	Kit, Crankshaft	
2		1	Crankshaft	ORDER ASSEMBLY
3	85010	1	Kit, Bearing	(A)
3	85010A	X	Kit, Bearing	(A, B) (-) 0.010"
3	85010B	X	Kit, Bearing	(A, B) (-) 0.020"
3	85010C	X	Kit, Bearing	(A, B) (-) 0.030"
4		6		ORDER ASSEMBLY
5		6		ORDER ASSEMBLY
6		1		ORDER ASSEMBLY
7		1		ORDER ASSEMBLY
8	85043	1	Kit, Bearing	(A)
8	85043A	X	Kit, Bearing	(A, B) (-) 0.010"
8	85043A	X	Kit, Bearing	(A, B) (-) 0.020"
8	85043C	X	Kit, Bearing	(A, B) (-) 0.030"
9		2	Top	Bottom ORDER ASSEMBLY
10	31137175	2	Washer	(C, K)
10	31137176	X	Washer	(B, C, K) (+) 0.007"
11	31137181	2	Washer	(C, K)
11	31137182	X	Washer	(B, C, K) (+) 0.007"
12	31137311	2	Washer	(L)
12	31137312	X	Thrust Washer	(B, L) (+) 0.007"
13	31137321	2	Washer	(L)
13	31137322	X	Thrust Washer	(B, L) (+) 0.007"
19	31171211	1	Gear	
20	0500012	1	Woodruff Key	
21	33415311	1	Flange	
22	31155272	1	Pulley	(D)

23	33177514	1	Ring	(E)
24	32162319	1	Screw	(F)
25	33153122	1	Washer	(G)
25	33125124	1	Washer	(H)
31	84920C	6	Rod	(J)
31	84920D	6	Rod	(J)
31	84920E	6	Rod	(J)
32		1	Rod	ORDER ASSEMBLY
33		1	Cap	ORDER ASSEMBLY
34	32762116	1	Bolt	
35	33221321	2	Nut	
36	31134123	1	Bush	
42	82161	6	Piston	
43	86704	1	Piston	
44		1	Piston	Not Serviced, Order 86704
45		1	Gudgeon Pin	Not Serviced, Order 86704
46	0170002	2	Circlip	
47	81890	X	Kit, Ring	
48		1	Ring	Not Serviced, Order 81890
49		2	Ring	Not Serviced, Order 81890
50		2	Ring	Not Serviced, Order 81890
42	82161C	X	Piston	(+) 0.030"
43	86704C	1	Piston	(+) 0.030"
44		1	Piston	Not Serviced, Order 86704C
45		1	Gudgeon Pin	Not Serviced, Order 86704C
46	0170002	2	Circlip	
47	81890C	X	Kit, Ring	(+) 0.030"
48		1	Ring	(+) 0.030"
				Not Serviced, Order 81890C
49		2	Ring	(+) 0.030"
				Not Serviced, Order 81890C
50		2	Ring	(+) 0.030"
				Not Serviced, Order 81890C
56	0999854	1	Flywheel	
57		1	Flywheel	Not Serviced, Order 0999854
58	0410264	1	Ring	
59	32162203	6	Screw	
60	0921062	3	Tab Washer	
66	41425708	1	Adaptor	
67		1	Adaptor	Not Serviced, Order 41425708
68	2513246	1	Bush	
				(A)
				BEARINGS ARE PREFINISHED
				(B)
				NOT INCLUDED IN 85727
				(C)

NOT REQUIRED ON THIS APPLICATION

(D)

FROM ENGINE NO. 8833170, UP TO SERIAL NO.
8833169 USE 31155272 WITH 33177514

(E)

USE WITH 31155272

(F)

FIT ALSO WASHER 33125124 UP TO ENGINE NO.
8820716

(G)

Up to Serial or Engine Number 8820716

(H)

From Serial or Engine Number 8820717

(J)

THE GRADE NUMBER IS LOCATED ON THE MACHINE
PORTION OF THE CONNECTING ROD ADJACENT TO
THE BOLT HOLE

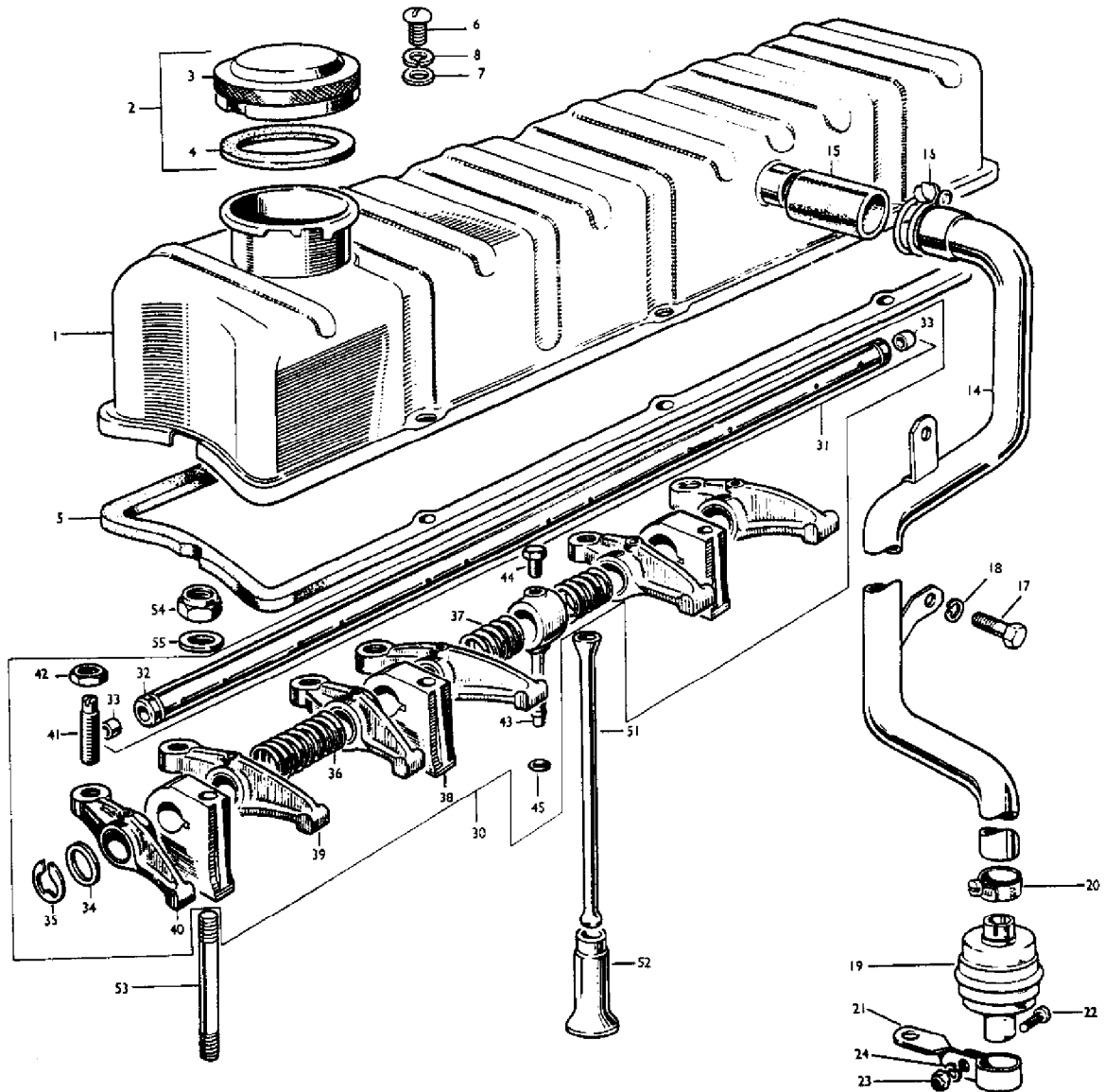
(K)

USED ONLY WITH CYLINDER BLOCK 81642 & 83332

(L)

USED ONLY WITH CYLINDER BLOCK 84365 & 84602

C.P.O. 0899/1



AGCO Corporation
Parts List Report

Massey Ferguson (Europe)

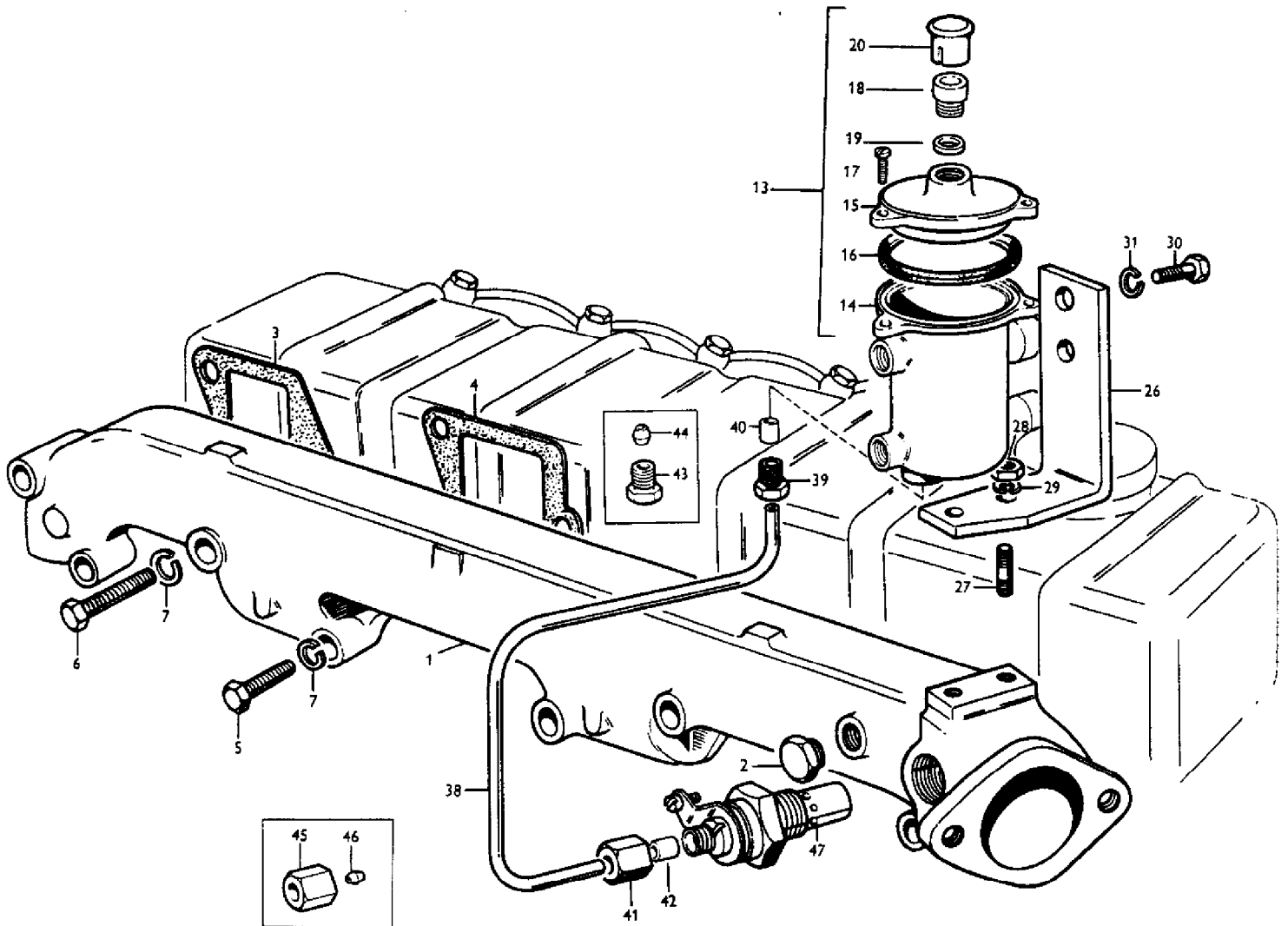
MF 500 COMBINE

Page 15 - CYLINDER HEAD COVER - A6.354

Item	Part Number	Qty	Part Description	Comments
				A6.354
1	37188127	1	Cyl.Head Cover	
2	2487845	1	Cap	
3		1	Cap	Not Serviced, Order 2487845
4	24870002	1	Joint	
5	36811412	1	Joint	
6	2174018	6	Screw	
7	0920002	6	Washer	
8	0920052	6	Washer	
14	35736134	1	Pipe	
15	0202076	1	Hose	
16	0180106	2	Clip	
17	0746253	1	Screw	
18	0920053	1	Washer	
19	32579	1	Body	
20	0180063	1	Clip	
21	37335125	1	Clip	
22	2174565	1	Screw	
23	0576053	1	Nut	
24	0920051	1	Washer	
30	83308	1	Shaft	
31	58768	1	Rocker Shaft	
32		1	Shaft	Not Serviced, Order 58768
33	0650507	2	Plug	
34	33117415	2	Washer	
35	0170151	2	Circlip	
36	31744123	4	Spring	
37	31743108	2	Spring	
38	37521321	6	Bracket	
39	37371271	6	Lever	Left Hand
40	37371281	6	Lever	Right Hand
41	0720579	12	Screw	
42	0576052	12	Nut	
43	35511109	1	Pipe	
44	0726504	1	Setscrew	
45	2415801	1	O Ring	
51	31434307	12	Pushrod	
52	31434162	12	Tappet	
53	0826621	12	Stud	

54	2211284	6	Nut
55	0920006	6	Washer

C.P.O. 1687/1



AGCO Corporation
Parts List Report

Massey Ferguson (Europe)
MF 500 COMBINE
Page 16 - AIR INDUCTION - A6.354

Item	Part Number	Qty	Part Description	Comments
				A6.354
1	37787661	1	Manifold	
2	0650204	1	Plug	
3	36862175	2	Joint	
4	36866437	2	Joint	
5	0096436	5	Bolt	(A)
5	0096435	5	Screw	(B)
6	0096441	3	Bolt	
7	0920054	8	Washer	
13	41374423	1	Container	
14	37721561	1	Container	
15	37416501	1	Cap	
16	0490687	1	Joint	
17	2152173	3	Screw	
18	35629	1	Valve	
19	2413018	1	Washer	(C)
20	37725118	1	Strainer	
26	36444504	1	Bracket	
27	0827621	2	Stud	
28	0576002	2	Nut	
29	0920053	2	Washer	
30	0746051	2	Screw	
31	0920052	2	Washer	
37	35841001	1	Pipe	(E)
38		1	Pipe	Not Serviced, Order 35841001
39	33532127	1	Nut	
40	33811112	1	Olive	
41	33225412	1	Union Nut	(F)
42	33811112	1	Olive	(F)
43	0571351	1	Nut	(G)
44	0566002	1	Olive	(G)
45	0576111	1	Nut	(G)
46	0566002	1	Olive	(G)
52	2666103	1	Intake Heater	(D)
				(A)
				Up to Serial or Engine Number 8821527
				(B)
				From Serial or Engine Number 8821528
				(C)

USE ONLY WITH 37443641 & 37416501

(D)

SERVICED BY C.A.V. LTD.

(E)

From Serial or Engine Number 8840346

Up to Serial or Engine Number 8840345

USE 35841001 WITH 33225412/33811112

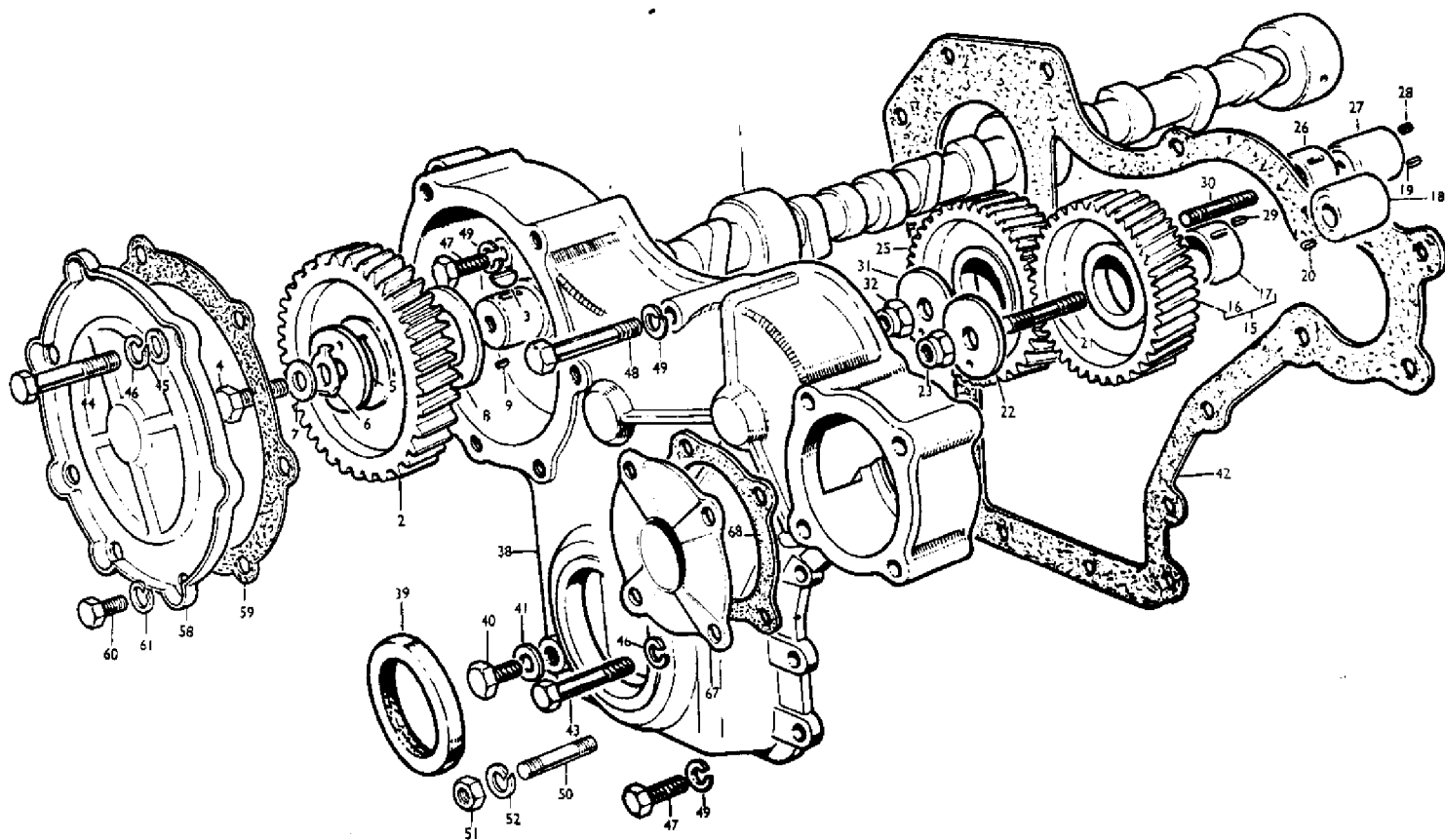
(F)

FROM ENGINE NO. 8840346 USED ONLY WITH
35841001

(G)

UP TO ENGINE NO. 8840345 USED ONLY WITH EARLY
PIPE 35354226

C.P.O. 1688/1



AGCO Corporation
Parts List Report

Massey Ferguson (Europe)
MF 500 COMBINE
Page 19 - TIMING GEAR - A6.354

Item	Part Number	Qty	Part Description	Comments
				A6.354
1	31416221	1	Camshaft	(A)
2	31171353	1	Gear	
3	0500012	1	Woodruff Key	
4	0746851	1	Screw	(B)
4	2182122	1	Setscrew	(C)
5	33153119	1	Washer	(B)
5	33153128	1	Washer	(C)
6	31731113	1	Washer	(B)
6	31733121	1	Washer	(C)
7	33115408	1	Washer	
8	33153121	1	Washer	
9	0610844	1	Dowel	
15	41115006	1	Gear	Left Hand
16		1	Gear	Not Serviced, Order 41115006
17	31134121	1	Bush	
18	33246423	1	Hub	
19	0350553	1	Dowel	
20	0350553	1	Dowel	
21	32523403	1	Stud	
22	33153118	1	Washer	
23	2211324	1	Nut	
24	41115007	1	Gear	Right Hand
25		1	Gear	Not Serviced, Order 41115007
26	31134121	1	Bush	
27	33246433	1	Spacer	
28	0350553	1	Dowel	
29	0350553	1	Dowel	
30	32523403	1	Stud	
31	33153118	1	Washer	
32	2211324	1	Nut	
38	37161173	1	Housing	(D)
39	2414324	1	Seal	
40	0746251	1	Setscrew	
41	0920106	1	Washer	
42	36814124	1	Joint	
43	0096238	4	Bolt	
44	0096238	2	Bolt	
45	0920003	1	Washer	

46	0920053	6	Washer
47	0746255	8	Setscrew
48	0096237	1	Bolt
49	0920053	9	Washer
50	0826208	2	Stud
51	0576002	2	Nut
52	0920053	2	Washer
58	37556149	1	Cover
59	36826107	1	Joint
60	0746253	5	Screw
61	0920053	5	Washer
67	37556159	1	Cover
68	36866434	1	Joint

(A)

FIT ALSO 2182122, 33153128, AND 31733121 UP TO ENGINE NO. 8820676

(B)

Up to Serial or Engine Number 8820676

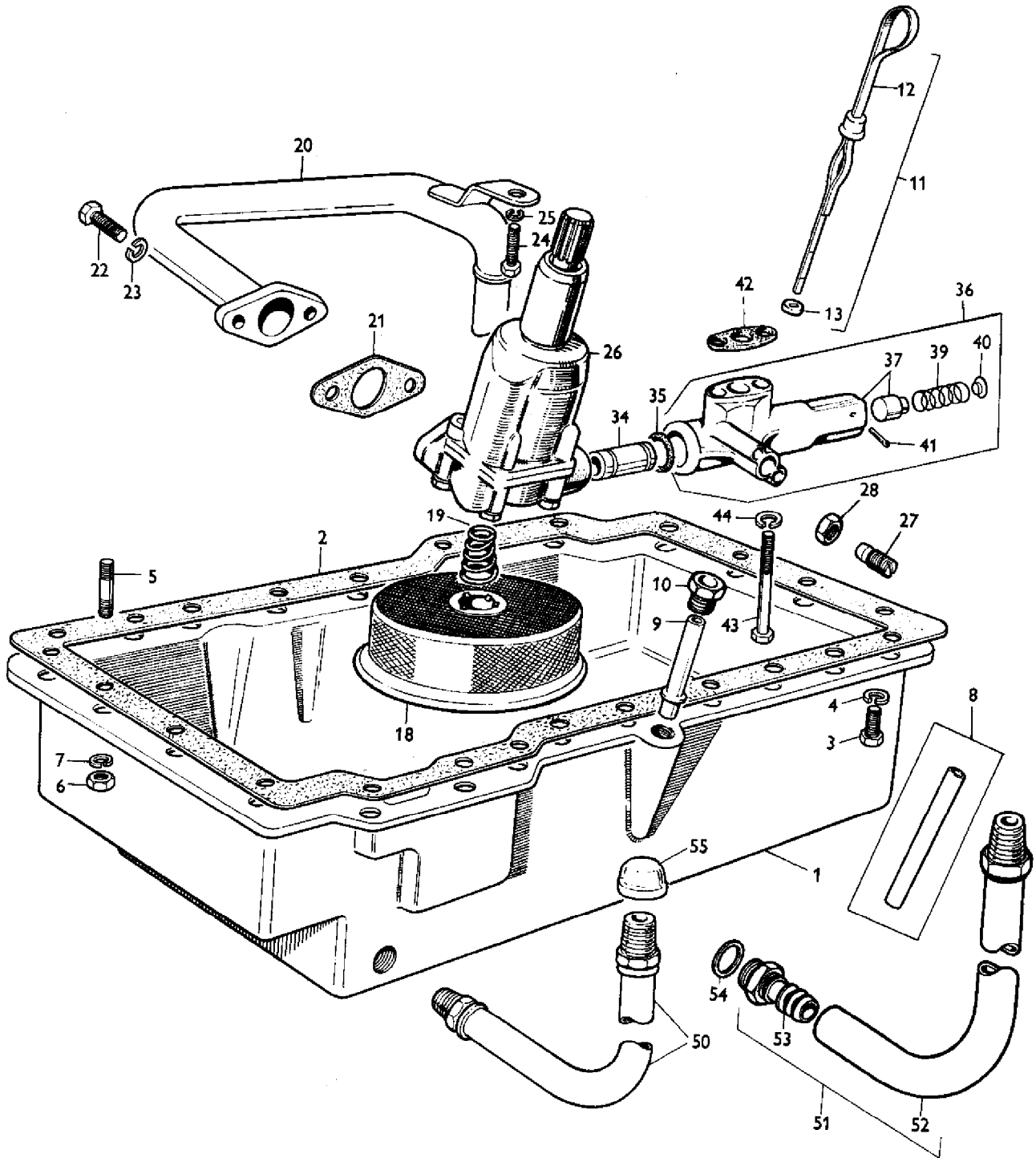
(C)

From Serial or Engine Number 8820677

(D)

FIT ALSO 36814124 UP TO SERIAL NO. 8820676

C.P.O. 0902/2



AGCO Corporation
Parts List Report

Massey Ferguson (Europe)

MF 500 COMBINE

Page 20 - LUBRICATING OIL SUMP - A6.354

Item	Part Number	Qty	Part Description	Comments
				A6.354
1	37171622	1	Sump	(A)
1	37171543	1	Sump	(C)
2	36816702	1	Joint	
3	0746255	22	Setscrew	(B)
3	0746254	22	Setscrew	(C)
4	0920053	22	Washer	
5	0826259	4	Stud	(B)
5	0826214	4	Stud	(C)
6	0576002	4	Nut	
7	0920053	4	Washer	
8	33242407	1	Tube	(B)
9	33435127	1	Tube	(C)
10	33533103	1	Nut	(C)
11	31786426	1	Oil Dipstick	
12		1	Dipstick	Not Serviced, Order 31786426
13	33812108	1	Washer	
18	37725435	1	Strainer	
19	31747113	1	Spring	
20	35745419	1	Pipe	
21	36832118	1	Joint	
22	0746255	2	Setscrew	
23	0920053	2	Washer	
24	0746252	1	Screw	
25	0920053	1	Washer	
26	41314096	1	Pump	
27	32114122	1	Screw	
28	0576059	1	Nut	
34	33261124	1	Pipe	
35	2415713	1	O Ring	
36	41371087	1	Housing	
37		1	Housing	Not Serviced, Order 41371087
38	32712709	1	Plunger	
39	31744132	1	Spring	
40	33157115	1	Cap	
41	0610013	1	Pin	(D)
41	0610036	1	Pin	(E)
42	36831114	1	Joint	(F)
42	36831118	1	Joint	(G)

43	0746213	2	Screw	
44	0920053	2	Washer	
50	233827M91	1	Hydr Hose	(H)
51	795982M91	1	Hose	(J)
52		1	Hose	(J)
				Not Serviced, Order 795982M91
53	795980M1	1	Connection	(J)
54	2411160	1	Washer	(K)
55	359798X1	1	Cap	

(A)
From Serial or Engine Number 8831308
Up to Serial or Engine Number 354UA2830
Up to Serial or Engine Number 8831307
USE 37171622 WITH 795982M91 AND 2411160

(B)
Up to Serial or Engine Number 354UA2830

(C)
From Serial or Engine Number 354UA2830

(D)
USED WITH EARLY HOUSING 41314903

(E)
USED WITH HOUSING 37761151/41371065/41371087

(F)
USED WITH HOUSING 41314903/37761151/41371065

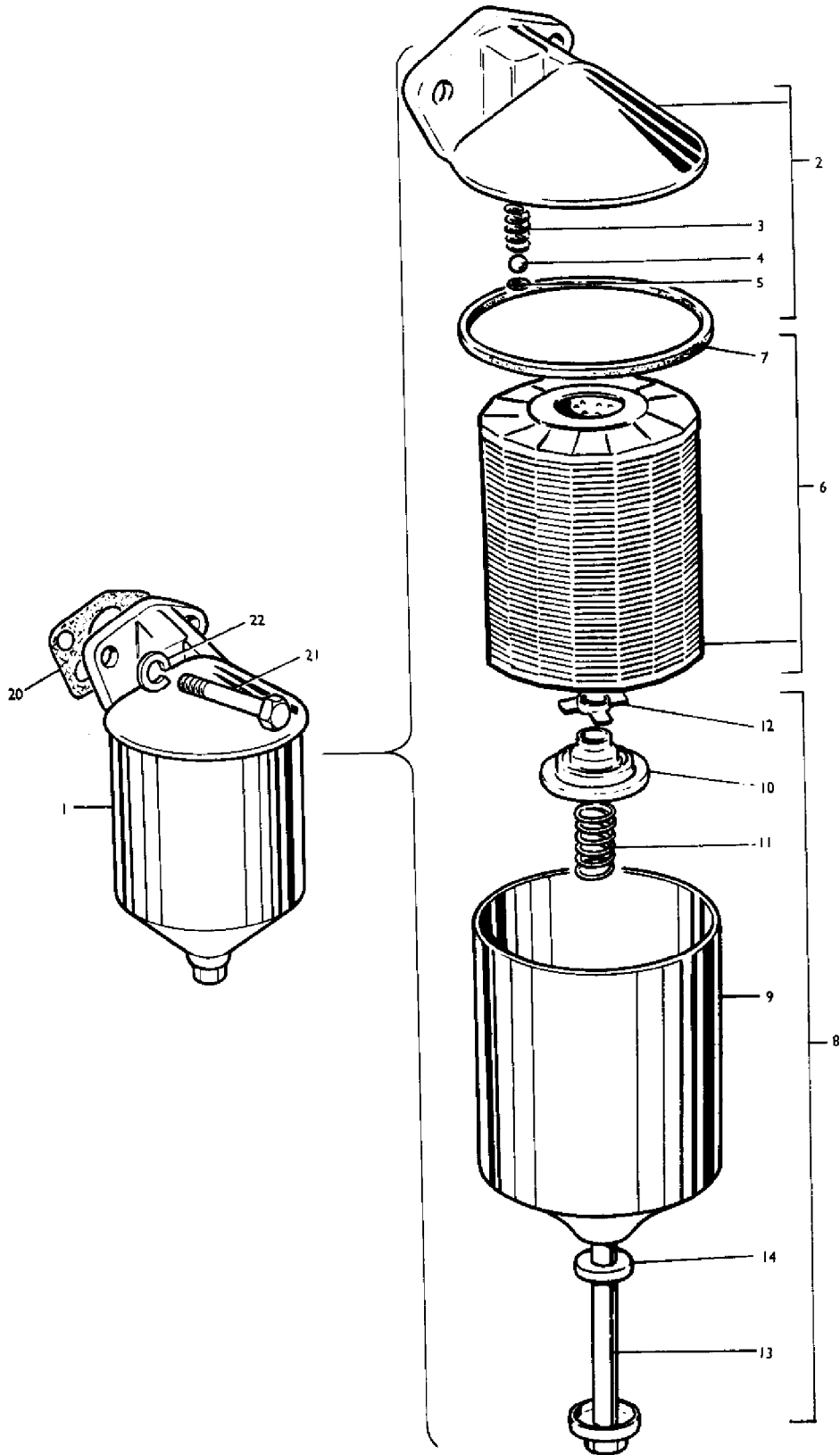
(G)
USED WITH HOUSING 41371087

(H)
USED WITH EARLY SUMP 37171621

(J)
USED WITH SUMP 37171622 AND 37171543

(K)
USED WITH HOSE 795982M91

C.P.O. 0903/1



AGCO Corporation
Parts List Report

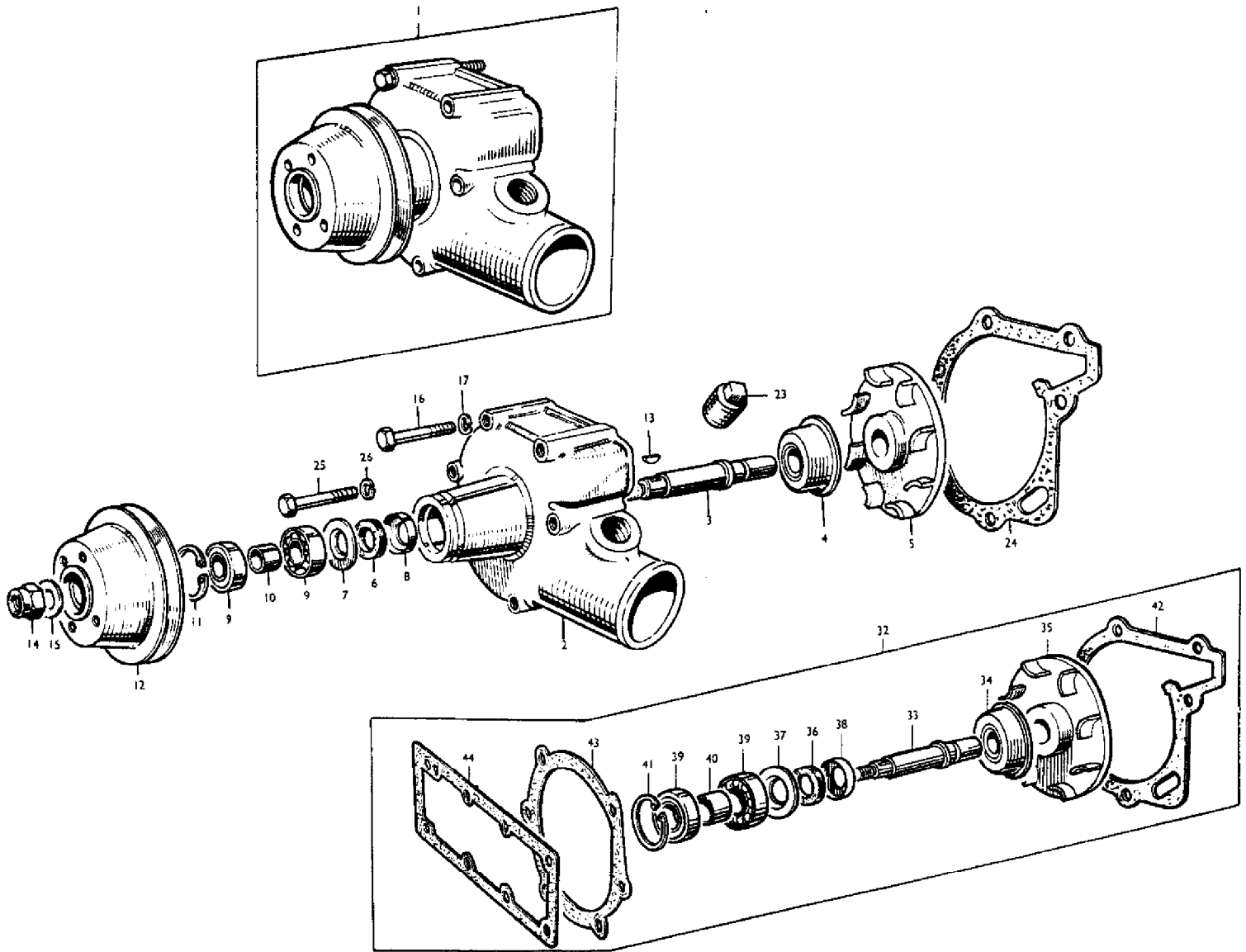
Massey Ferguson (Europe)

MF 500 COMBINE

Page 23 - LUBRICATING OIL FILTER - A6.354

Item	Part Number	Qty	Part Description	Comments
				A6.354
1	2654162	1	Oil Filter	
2	26540133	1	Filter Head	(A)
3		1	Spring	Not Serviced, Order 26540133
4		1	Ball	Not Serviced, Order 26540133
5		1	Seat	Not Serviced, Order 26540133
6	26540153	1	Element	
7	0490725	1	Joint	(B)
8	26540024	1	Container	
9	0840061	1	Container	
10	0941138	1	Washer	
11	26540022	1	Spring	
12	0941148	1	Disc	(C)
13	26540025	1	Screw	
14	0921061	1	Washer	
20	36862525	1	Joint	
21	0096631	2	Bolt	
22	33115118	2	Washer	
				(A)
				ALSO INCLUDES 0490725
				(B)
				INCLUDED ALSO IN 26540133
				(C)
				USED ON EARLY MODELS ONLY

C.P.O. 1690

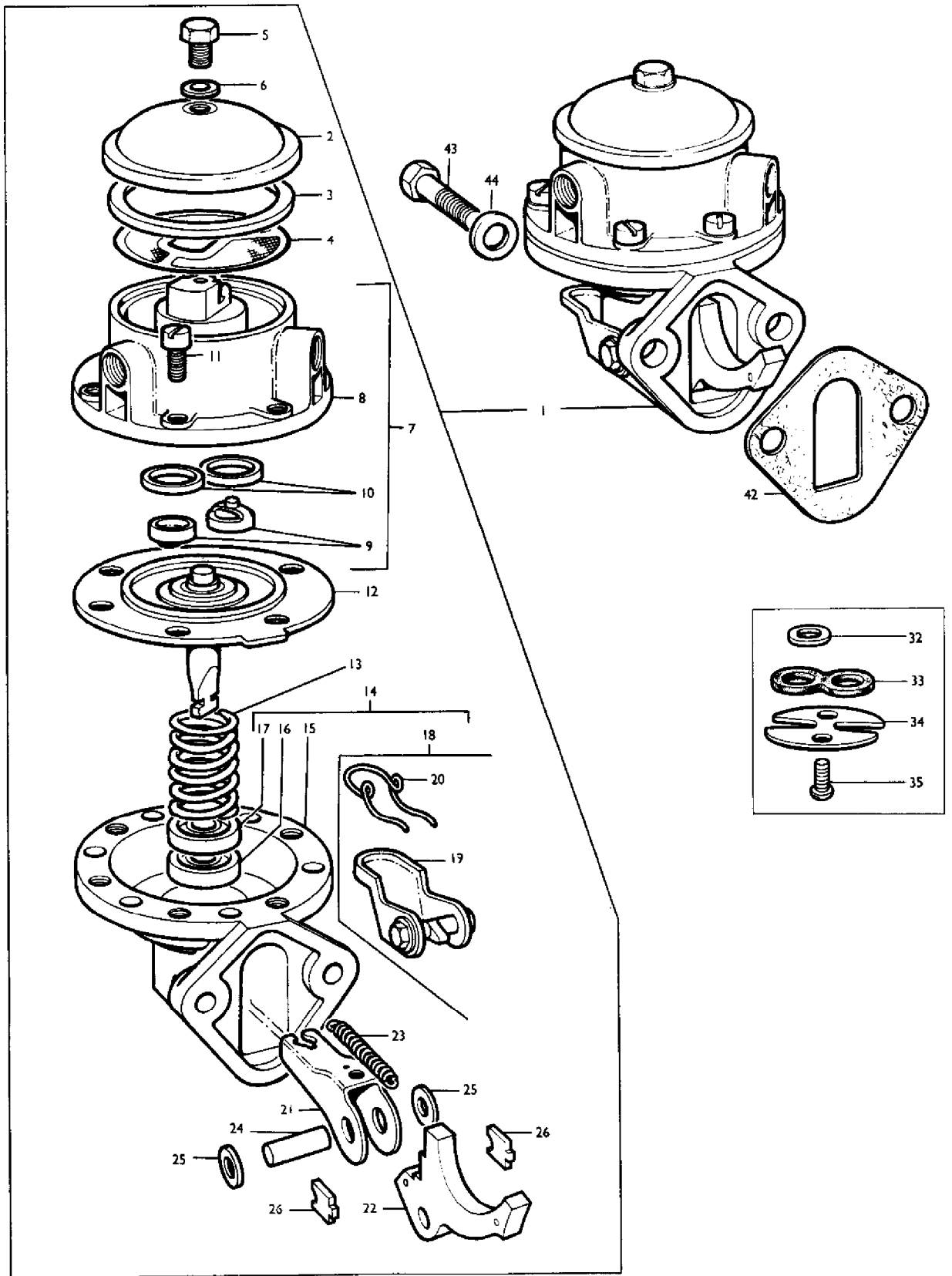


AGCO Corporation
Parts List Report

Massey Ferguson (Europe)
MF 500 COMBINE
Page 24 - WATER PUMP - A6.354

Item	Part Number	Qty	Part Description	Comments
				A6.354
1	41312322	1	Pump	
2	37711321	1	Body	
3	32764115	1	Shaft	
4	2415209	1	Seal	
5	37447631	1	Impeller	
6	33813313	1	Seal	
7	33157109	1	Flange	
8	33157108	1	Retainer	
9	2524406	2	Bearing	
10	33143409	1	Spacer	
11	0170040	1	Circlip	
12	31146801	1	Pulley	
13	0500006	1	Woodruff Key	
14	0576103	1	Nut	
15	0920007	1	Washer	
16	0746213	1	Screw	
17	0920053	1	Washer	
23	2431154	1	Plug	
24	36867108	1	Joint	
25	0746213	5	Screw	
26	0920053	5	Washer	
32	59101	X	Kit, Water Tank	
33	32764115	1	Shaft	
34	2415209	1	Seal	
35	37447631	1	Impeller	
36	33813313	1	Seal	
37	33157109	1	Flange	
38	33157108	1	Retainer	
39	2524406	2	Bearing	
40	33143409	1	Spacer	
41	0170040	1	Circlip	
42	36867108	1	Joint	
43	36886714	1	Joint	(A)
44	36846113	1	Joint	(A)
				(A)
				INCLUDED IN 59101 BUT NOT REQUIRED ON THIS APPLICATION

C.P.O. 1816



AGCO Corporation
Parts List Report

Massey Ferguson (Europe)

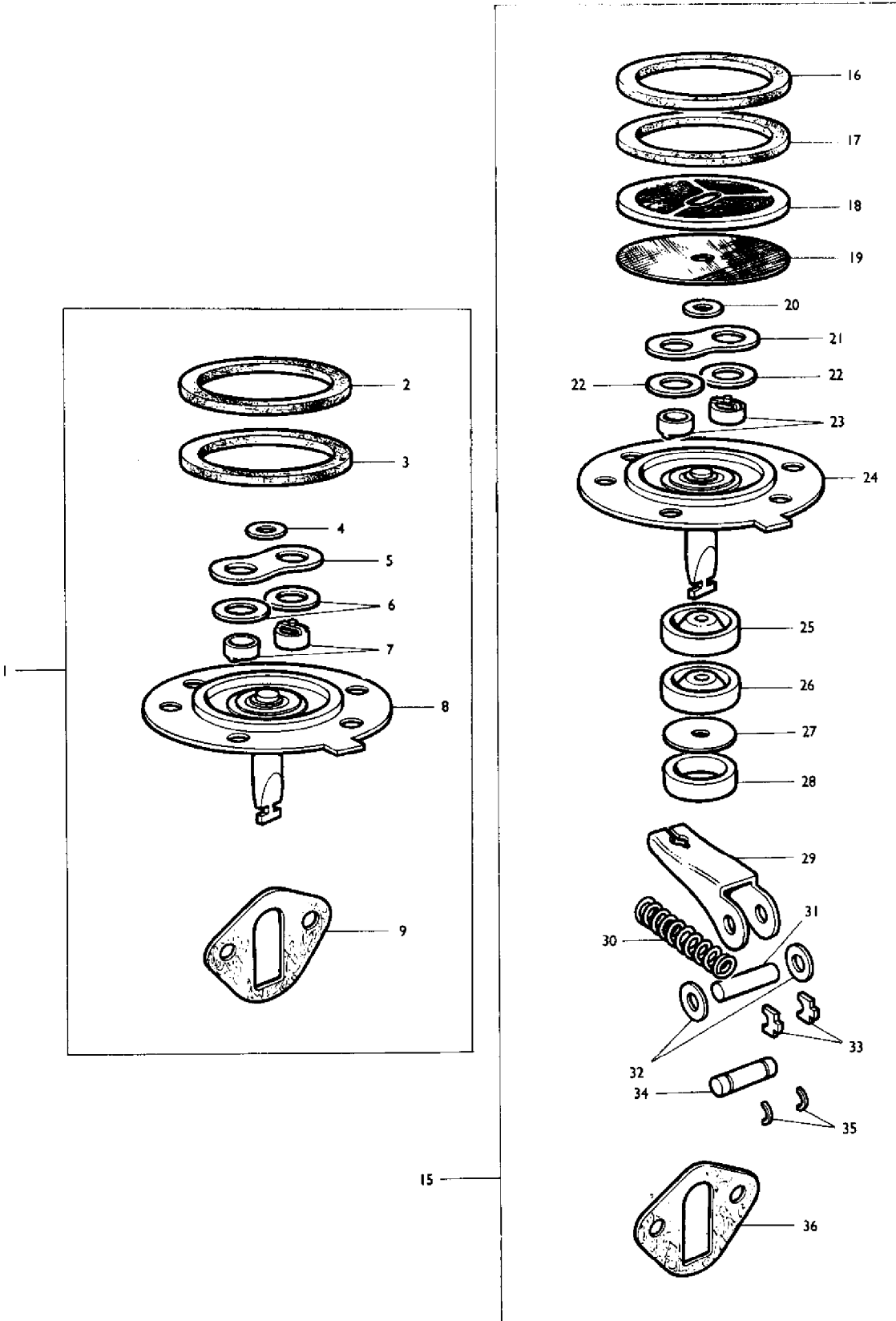
MF 500 COMBINE

Page 27 - FUEL OIL LIFT PUMP AND FILTER - A6.354

Item	Part Number	Qty	Part Description	Comments
				A6.354
1	2641372	1	Lift Pump	
2	0240549	1	Cover	
3	0490558	1	Gasket	
4	0800068	1	Chaffer	
5	26540068	1	Screw	
6	0490557	1	Joint	
7	26410062	1	Body Pump	
8	26410066	1	Housing	
9	32517	2	Valve	
10	0490627	2	Joint	
11	0720721	6	Screw	
12	2641491	1	Diaphragm	
13	0780224	1	Spring	
14	26410047	1	Body	(A)
15		1	Body	Not Serviced, Order 26410047
16	0730128	1	Joint	
17	0997129	1	Retainer	
18	35243	1	Lever	
19		1	Primer	Not Serviced, Order 35243
20	0780226	1	Spring	
21	0520580	1	Link	
22	0520581	1	Rocker	
23	0780225	1	Spring	
24	0610847	1	Pin	
25	0921019	2	Washer	
26	26410006	2	Retainer	
32	0921018	6	Washer	(B)
33	0490559	1	Joint	(C)
34	0910058	1	Pad	(C)
35	0720708	2	Screw	(C)
42	36862165	1	Joint	
43	0096231	2	Setscrew	
44	33114412	2	Washer	
				(A)
				FIT ALSO 2 OFF 0096231 UP TO ENGINE NO. 8821930
				(B)
				NO LONGER REQUIRED ON THIS APPLICATION
				(C)

USED ON EARLY MODELS - NO LONGER INCLUDED IN
26413 72

C.P.O. 1692



AGCO Corporation
Parts List Report

Massey Ferguson (Europe)

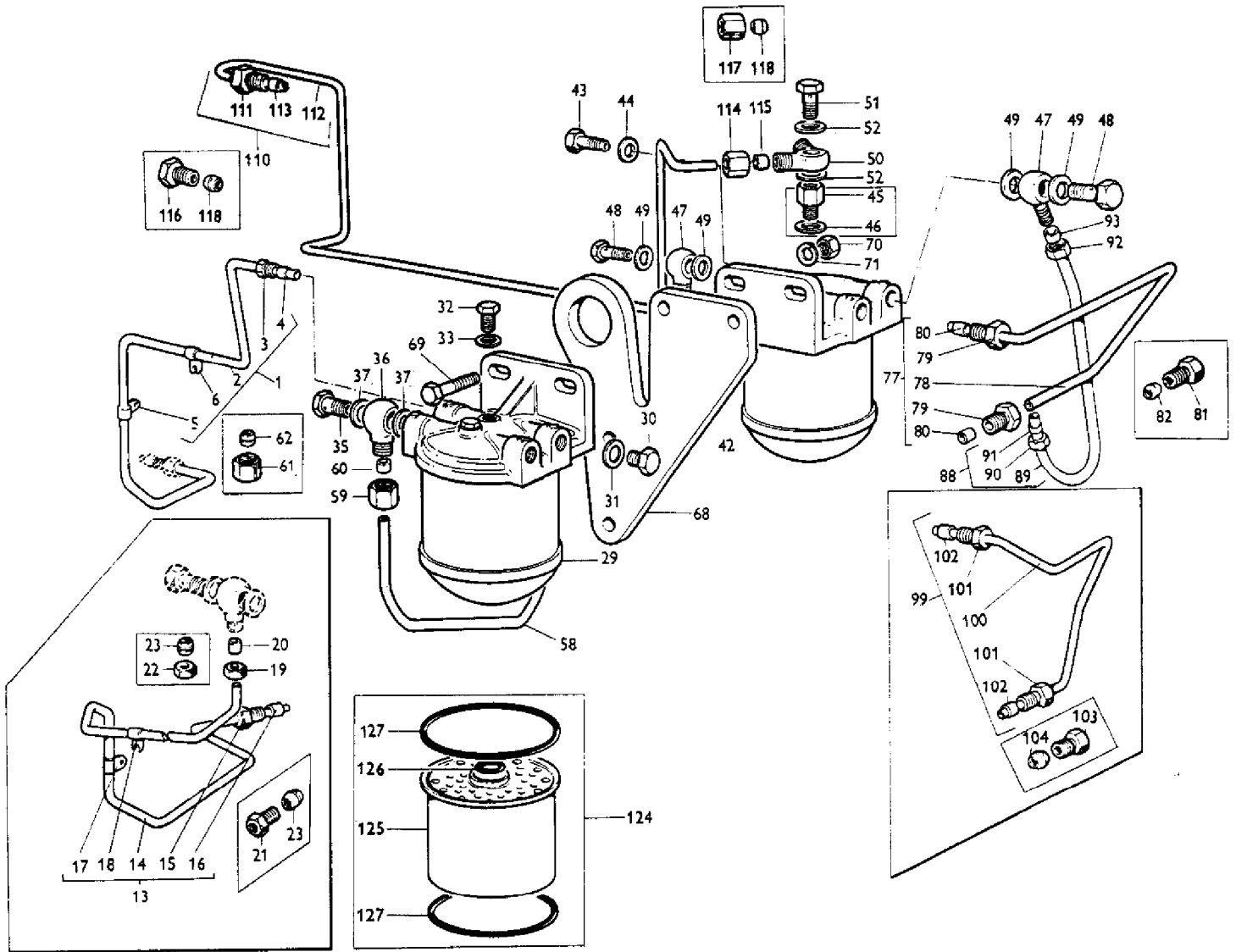
MF 500 COMBINE

Page 28 - FUEL OIL LIFT PUMP REPAIR KTIS - A6.354

Item	Part Number	Qty	Part Description	Comments
				A6.354
1	26410044	X	Kit, Repair	(A)
2	0490558	1	Gasket	
3	0490538	1	Joint	(C)
4	0490557	1	Joint	
5	0490559	1	Joint	
6	0490627	2	Joint	
7	32517	2	Valve	
8	2641491	1	Diaphragm	
9	36862165	1	Joint	
15	26410045	X	Kit, Repair	(B)
16	0490558	1	Gasket	
17	0490538	1	Joint	(D)
18	0800068	1	Chaffer	
19	0800044	1	Gauze	(D)
20	0490557	1	Joint	
21	0490559	1	Joint	
22	0490627	2	Joint	
23	32517	2	Valve	
24	2641491	1	Diaphragm	
25	0730128	1	Joint	
26	0997129	1	Retainer	
27	26410002	1	Gasket	(D)
28	26410003	1	Lock Washer	(D)
29	0520580	1	Link	
30	0780225	1	Spring	
31	0610847	1	Pin	
32	0921019	2	Washer	
33	26410006	2	Retainer	
34	0610809	1	Clevis Pin	(D)
35	0180902	2	Clamp	(D)
36	36862165	1	Joint	(A)
				U.K. ONLY
				(B)
				NOT FOR U.K.
				(C)
				INCLUDED IN 26410044 BUT NOT REQUIRED ON THIS APPL ICATION

(D)
INCLUDED IN 26410045 BUT NOT REQUIRED ON THIS
APPL ICATION

C.P.O. 1817/1



AGCO Corporation
Parts List Report

Massey Ferguson (Europe)

MF 500 COMBINE

Page 31 - FUEL OIL FILTERS - A6.354

Item	Part Number	Qty	Part Description	Comments
				A6.354
1	41234223	1	Pipe	(A)
2		1	Pipe	Not Serviced, Order 41234223
3	33532129	2	Nut	
4	33811114	2	Olive	
5	0180044	1	Clip	
6	0180001	1	Clip	
7	0576151	1	Nut	
13	41234224	1	Pipe	(B)
14		1	Pipe	Not Serviced, Order 41234224
15	33532129	1	Nut	
16	33811114	1	Olive	
17	0180044	1	Clip	
18	0180001	1	Clip	
19	33225414	1	Nut	(C)
20	33811114	1	Olive	(C)
21	0571346	1	Nut	(D)
22	0576113	1	Nut	(D)
23	0566004	2	Olive	(D)
29	2656614	1	Fuel Filter	(A)
29	2656623	1	Fuel Filter	(B)
30	0650204	2	Plug	LEFT
31	0920112	2	Washer	
32	32161113	1	Plug	
33	0920155	1	Washer	
34	0201501	1	Connection	
35	32184414	1	Bolt	
36	0920154	2	Washer	
42	2656613	1	Fuel Filter	(A)
42	2656621	1	Filter	(B)
43	0650204	1	Plug	RIGHT
44	0920112	1	Washer	
45	33423	1	Valve	(B)
46	0920146	1	Washer	(B)
47	0201501	2	Connection	
48	32184414	2	Bolt	
49	0920154	4	Washer	
50	0201467	1	Connection	
51	0095344	1	Bolt	

52	0920146	2	Washer	
58	34237113	1	Pipe	(A)
58	34515332	1	Pipe	(B)
59	33225414	2	Nut	(E)
60	33811114	2	Olive	(E)
61	0576113	2	Nut	(F)
62	0566004	2	Olive	(F)
68	36255519	1	Bracket	
69	0096434	2	Bolt	
70	0576051	2	Nut	
71	0920054	2	Washer	
77	35845003	1	Pipe	
78		1	Pipe	Not Serviced, Order 35845003
79	33532129	2	Nut	
80	33811114	2	Olive	
81	0571346	2	Nut	(G)
82	0566004	2	Olive	(G)
88	35842011	1	Pipe	(A)
89		1	Pipe	Not Serviced, Order 35842011
90	33532129	1	Nut	
91	33811114	1	Olive	
92	33225414	1	Nut	(H)
93	33811114	1	Olive	(H)
99	35846009	1	Pipe	(B)
100		1	Pipe	Not Serviced, Order 35846009
101	33532129	2	Nut	
102	33811114	2	Olive	
103	0571346	2	Nut	(J)
104	0566004	2	Olive	(J)
110	35843029	1	Pipe	(A)
110	35843002	1	Pipe	(B)
111		1	Pipe	Not Serviced, Order 35843029 OR 35843002
112	33532127	1	Nut	
113	33811112	1	Olive	
114	33225412	1	Union Nut	(K)
115	33811112	1	Olive	(K)
116	0576111	1	Nut	(L)
117	0571351	1	Nut	(L)
118	0566002	2	Olive	(L)
124	26560017	X	Kit, Element	
125		1	Element	Not Serviced, Order 26560017
126	26560014	1	Seal	
127	0490786	2	Joint	

(A)
From Serial or Engine Number 354UA2830
(B)

Up to Serial or Engine Number 354UA2830

(C)

USED ONLY WITH PIPE 41234224

(D)

USED ONLY WITH EARLY PIPE 41234046

(E)

USED ONLY WITH PIPES 34237113 AND 34515332

(F)

USED ONLY WITH EARLY PIPE 35353235

(G)

USED ONLY WITH EARLY PIPE 35353234

(H)

USED ONLY WITH PIPE 35842011

(J)

USED ONLY WITH EARLY PIPE 3535681

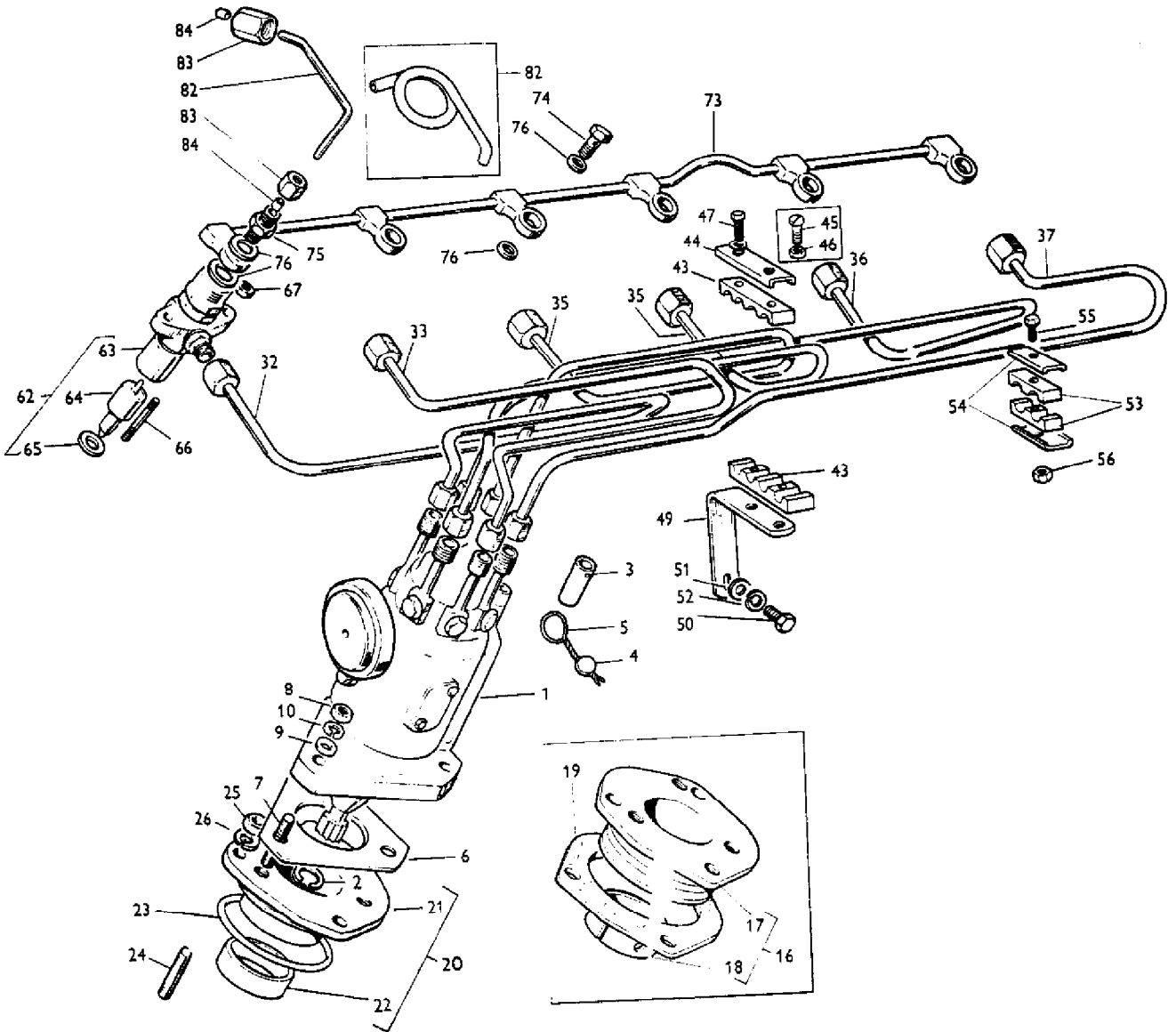
(K)

USED ONLY WITH PIPES 35843029 AND 35843002

(L)

USED ONLY WITH EARLY PIPE 35356601

C.P.O. 0906/2



AGCO Corporation
Parts List Report

Massey Ferguson (Europe)

MF 500 COMBINE

Page 35 - FUEL INJECTION PUMP - A6.354

Item	Part Number	Qty	Part Description	Comments
				A6.354
1	36697	1	Injection Pump	(A)
2	2725130	1	Circlip	
3	2644951	1	Sleeve	
4	31718104	1	Seal	
5	31718105	1	Wire	
6	0490685	1	Joint	
7	0826212	3	Stud	
8	0576151	3	Nut	
9	0920003	3	Washer	
10	0920053	3	Washer	
16	41118004	1	Plate	(B)
17		1	Adaptor	Not Serviced, Order 41118004
18	2511596	1	Bush	
19	36822118	1	Joint	(B)
20	41425744	1	Plate	(C)
21		1	Adaptor	Not Serviced, Order 41425744
22	2511637	1	Bush	
23	2415813	1	O Ring	(C)
24	0826223	3	Stud	
25	0576002	3	Nut	
26	0920053	3	Washer	
32	35356736	1	Injection Pipe	NO. 1
33	35356737	1	Injection Pipe	NO. 2
34	35356738	1	Injection Pipe	NO. 3
35	35356739	1	Injection Pipe	NO. 4
36	35356741	1	Injection Pipe	NO. 5
37	35356742	1	Injection Pipe	NO. 6
43	36845114	2	Bridle	REF. 2, 3, 4, 5 & 6 PIPES
44	36511122	1	Bridle	
45	0726261	2	Screw	(D)
46	0571350	2	Nut	(D)
47	0726505	2	Setscrew	(E)
48	0920051	2	Washer	(E)
49	36447111	1	Bracket	
50	0746424	1	Bolt	
51	0920004	1	Washer	
52	0920054	1	Washer	

53	36844116	4	Bridle	REF. 1, 2, 5, 6
				PIPES
54	36511123	4	Plate	
55	2182008	2	Screw	
56	0571350	2	Nut	
62	2646187	6	Atomiser	
63	2646460	1	Holder	(A)
64	2646672	1	Nozzle	
65	0921173	1	Washer	
66	0826243	12	Stud	
67	0576002	12	Nut	
73	35587337	1	Pipe	
74	0095315	5	Banjo Bolt	
75	0201526	1	Union	
76	0921176	12	Washer	
82	34413409	1	Pipe,Fuel	(F)
82	34427134	1	Pipe	(G)
83	33225412	2	Union Nut	
84	33811114	2	Olive	

(A)

SERVICED BY C.A.V. LTD.

(B)

Up to Serial or Engine Number 354UA13577

(C)

From Serial or Engine Number 354UA13578

(D)

USED ONLY WITH BRACKET 36418112

(E)

USED ONLY WITH BRACKET 36447111

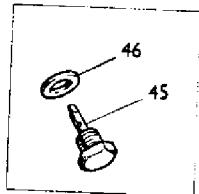
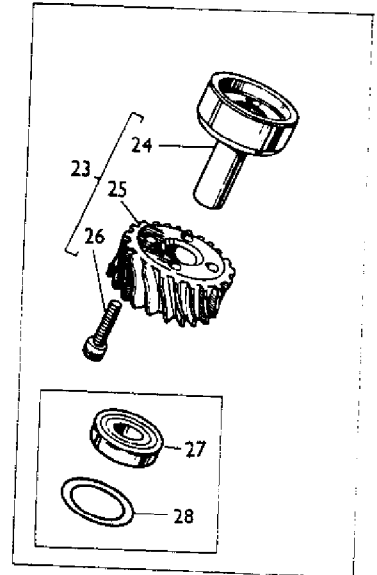
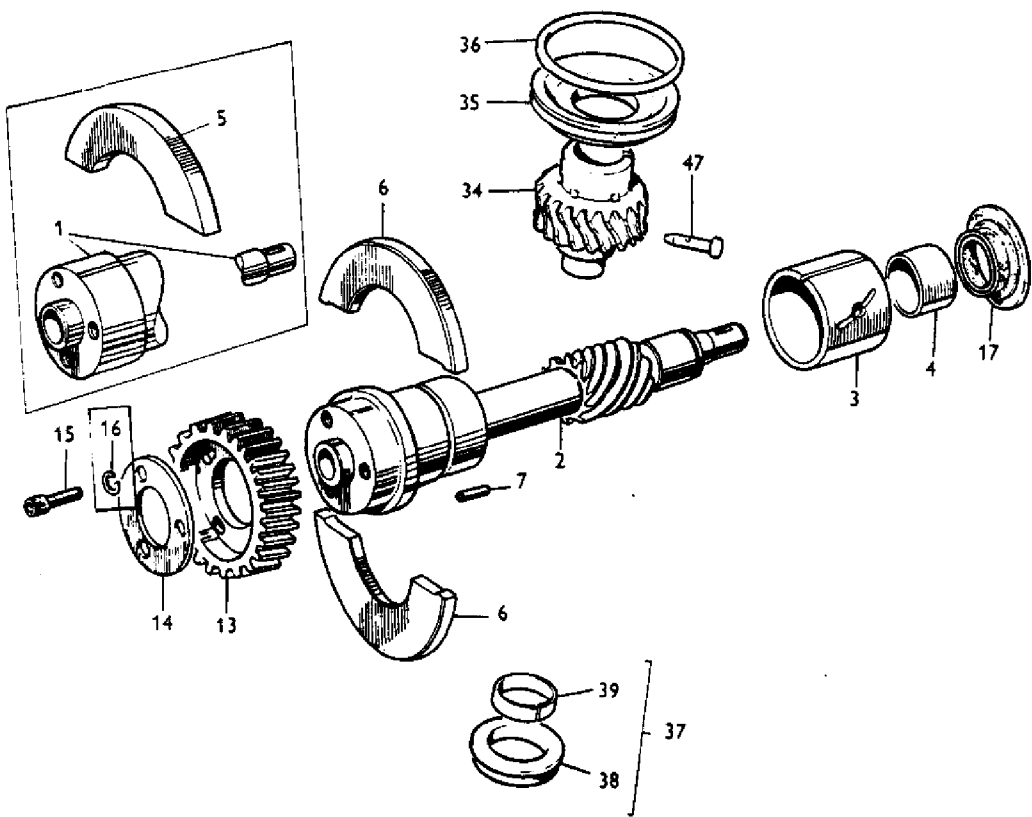
(F)

From Serial or Engine Number 354UA2830

(G)

Up to Serial or Engine Number 354UA2829

C.P.O. 0907/2



AGCO Corporation
Parts List Report

Massey Ferguson (Europe)
MF 500 COMBINE
Page 39 - AUXILIARY DRIVE - A6.354

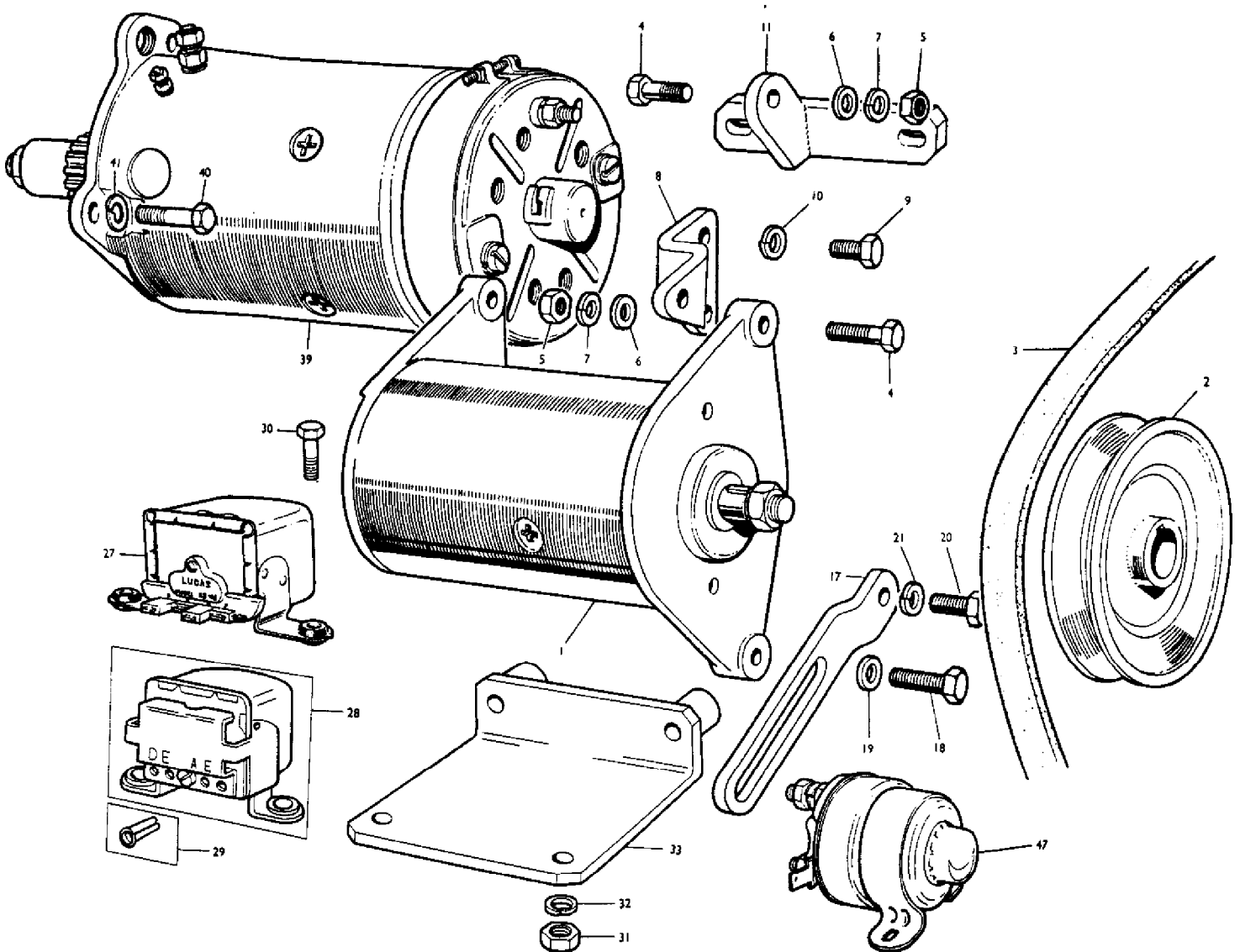
Item	Part Number	Qty	Part Description	Comments
				A6.354
1	31173406	1	Shaft	(A)
2	31173409	1	Shaft	(B)
3	31134129	1	Bush	
4	2511447	1	Bush	
5	36178513	2	Plate	(A)
6	36178132	2	Plate	(B)
7	2116024	1	Dowel	
13	31171671	1	Gear	
14	33153134	1	Plate	
15	2172688	3	Screw	
16	0920053	3	Washer	(C)
17	2415503	1	Seal	
23	41115315	1	Shaft	(D)
24	33472444	1	Shaft	
25	31173108	1	Worm Gear	
26	2172750	4	Screw	
27	0040007	1	Bearing Roller	(D)
28	33125127	X	Shim	(C)
34	41115324	1	Shaft	(E)
35	33411571	1	Collar	(E)
36	0640011	1	Ring	(E)
37	41425732	1	Collar	(E)
38		1	Collar	Not Serviced, Order 41425732
39	2511636	1	Bush	
45	35311113	1	Spray	(F)
46	0920154	1	Washer	(F)
47	33435133	1	Tube	(G)
				(A)
				Up to Serial or Engine Number 8821560
				(B)
				From Serial or Engine Number 8821561
				(C)
				NO LONGER REQUIRED ON THIS APPLICATION
				(D)
				Up to Serial or Engine Number 354UA13577
				(E)
				From Serial or Engine Number 354UA13578
				(F)

Up to Serial or Engine Number 354UA8321

(G)

From Serial or Engine Number 354UA8322

C.P.O. 0908/1



AGCO Corporation
Parts List Report

Massey Ferguson (Europe)

MF 500 COMBINE

Page 40 - ELECTRICAL EQUIPMENT - A6.354

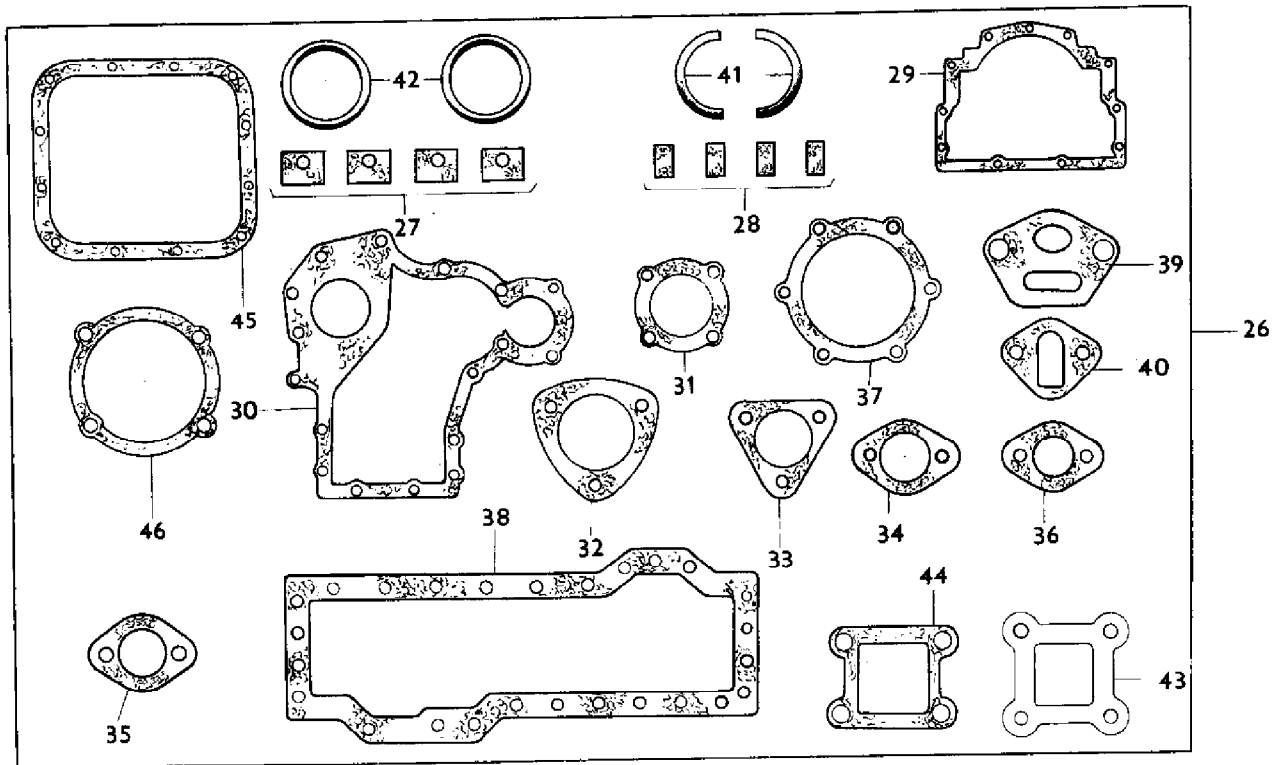
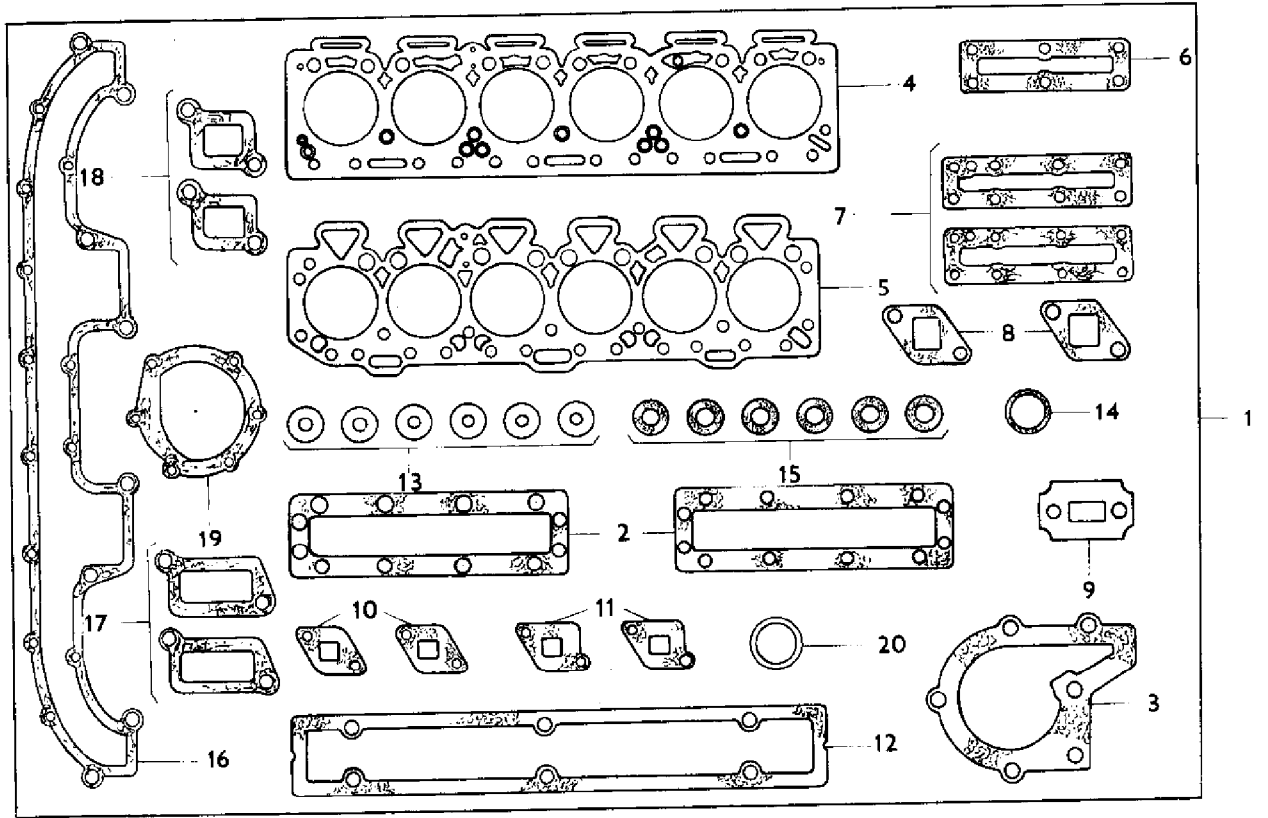
Item	Part Number	Qty	Part Description	Comments
				A6.354
1	31170	1	Generator	(A, C)
1	2871170	1	Dynamo	(B, C)
2	31142492	1	Pulley	
3	0070108	1	Belt	
4	0096201	2	Bolt	
5	0576002	2	Nut	
6	0920497	2	Washer	
7	0920053	2	Washer	
8	36534109	1	Bracket	
9	0746454	2	Setscrew	
10	0920054	2	Washer	
11	38131135	1	Bearer	
17	36541434	1	Lever	
18	0745045	1	Screw	
19	0920497	1	Washer	
20	0746254	1	Setscrew	
21	0920053	1	Washer	
27	2872621	1	Regulator	(A, C)
28	2872637	1	Regulator	(B, C)
29	0370110	4	Ferrule	(A, C)
30	0746054	2	Screw	
31	0576001	2	Nut	
32	0920052	2	Washer	
33	38121522	1	Support	
39	33451	1	Startermotor	(D, F)
39	2873109	1	Startermotor	(E, F)
40	0748523	3	Screw	
41	0920054	3	Washer	
47	2848209	1	Switch	(E, F)
				(A)
				Up to Serial or Engine Number 8821639
				(B)
				From Serial or Engine Number 8821640
				(C)
				SERVICED BY MESSRS. J. LUCAS LTD.
				(D)
				Up to Serial or Engine Number 8823047
				(E)

From Serial or Engine Number 8823048

(F)

SERVICED BY MESSRS. C.A.V. LTD.

C.P.O. 1818/1



AGCO Corporation
Parts List Report

Massey Ferguson (Europe)

MF 500 COMBINE

Page 43 - JOINTS AND GASKETS-BOTTOM SERVICE KIT - A6.354

Item	Part Number	Qty	Part Description	Comments
				A6.354
1	86877	X	Joint	(A)
1	86878	X	Joint	(B)
2	36846408	2	Joint	
3	36867108	1	Joint	
4	36812523	1	Gasket	(A)
5	36812522	1	Gasket	(B)
6	0490485	1	Joint	
7	36846113	2	Joint	(C)
8	36862124	2	Joint	
9	36862125	1	Joint	(D)
9	36862129	1	Joint	(E)
10	36862175	2	Joint	
11	36866447	2	Gasket	
12	36811412	1	Joint	
13	0921173	6	Washer	
14	2415801	1	O Ring	
15	33817402	6	Deflector	
16	36867132	1	Joint	(F)
17	36866431	2	Joint	(F)
18	36866429	2	Joint	(F)
19	36866714	1	Joint	(F)
20	0490301	1	Joint	(F)
26	81879	X	Joint	
27	36841114	4	Gasket	(F)
28	32811408	4	Joint	
29	36817136	1	Joint	
30	36814124	1	Joint	
31	36825107	1	Joint	
32	36822118	1	Joint	
33	0490685	1	Joint	
34	36831114	1	Joint	
35	36831118	1	Joint	
36	36832118	1.	Joint	
37	36826107	1	Joint	
38	36816702	1	Joint	
39	36862525	1	Joint	
40	36862126	1	Joint	
41	36883108	2	Seal	

42	2415713	2	O Ring
43	36866426	1	Joint
44	36866423	1	Joint
45	36847319	1	Joint
46	36866434	1	Joint

(F)

(F)

(F)

(F)

(A)

Up to Serial or Engine Number 8829999

(B)

From Serial or Engine Number 8830000

(C)

1 ONLY REQUIRED ON THIS APPLICATION

(D)

Up to Serial or Engine Number 8821527

(E)

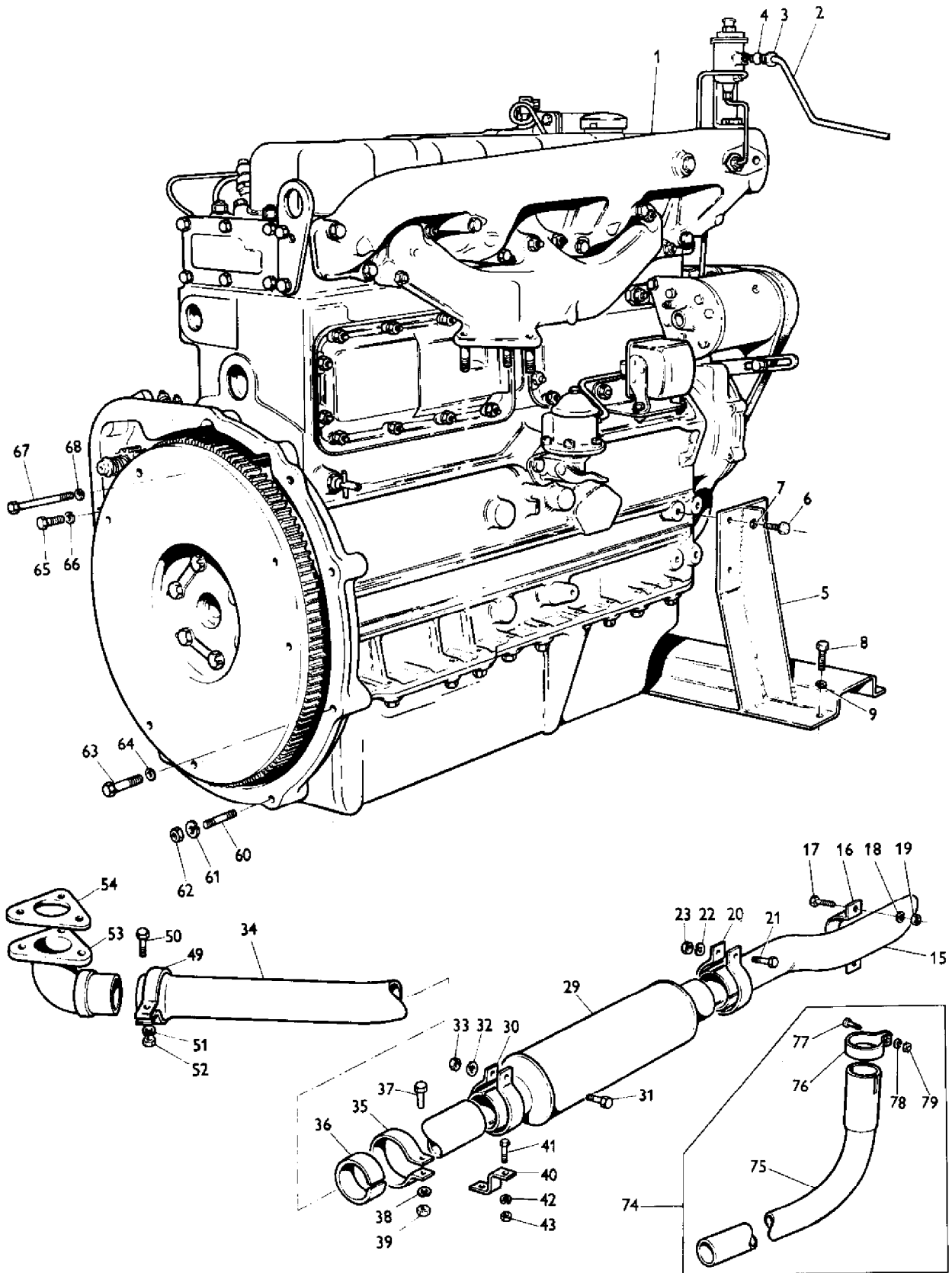
From Serial or Engine Number 8821528

(F)

NOT REQUIRED ON THIS APPLICATION

ENGINE INSTALLATION

CPO.1978/1



AGCO Corporation
Parts List Report

Massey Ferguson (Europe)
MF 500 COMBINE
Page 44 - ENGINE INSTALLATION

Item	Part Number	Qty	Part Description	Comments
1	230349M91	1	Engine	
2	792673M1	1	Tube	
3	792429M1	1	Nut	
4	361016X1	1	Sleeve	
5	792129M91	1	Support	
6	353561X1	8	Screw Unf	
7	353432X1	8	Lock Washer	
8	353559X1	4	Screw Unf	
9	353432X1	4	Lock Washer	
15	230316M1	1	Pipe	
16	230334M1	1	Clamp	
17	353517X1	2	Screw Unf	
18	353446X1	2	Lock Washer	
19	353916X1	2	Nut Unf	
20	230317M1	1	Clamp	
21	353521X1	1	Bolt Unf	
22	353446X1	1	Lock Washer	
23	353916X1	1	Nut Unf	
29	792008M1	1	Silencer	
30	230322M1	1	Clamp	
31	353523X1	1	Bolt Unf	
32	353446X1	1	Lock Washer	
33	353916X1	1	Nut Unf	
34	230300M1	1	Tube	
35	230322M1	1	Clamp	
36	792279M1	1	Sleeve	
37	353523X1	1	Bolt Unf	
38	353446X1	1	Lock Washer	
39	353916X1	1	Nut Unf	
40	792280M1	1	Bracket	(A)
40	794624M1	1	Bracket	(B)
41	353792X1	1	Bolt Unf	(A)
41	353517X1	1	Screw Unf	(B)
42	353446X1	1	Lock Washer	
43	353916X1	1	Nut Unf	
49	792354M1	1	Clamp	
50	353522X1	1	Bolt Unf	
51	353446X1	1	Lock Washer	
52	353916X1	1	Nut Unf	

53	230323M1	1	Elbow
54	230324M1	1	Gasket
60	792672M1	2	Stud
61	353432X1	2	Lock Washer
62	353426X1	2	Nut Unf
63	353710X1	3	Bolt Unc
64	353432X1	3	Lock Washer
65	353699X1	1	Screw Unc
66	353432X1	1	Lock Washer
67	354632X1	2	Bolt Unc
68	353434X1	2	Lock Washer
74	786612M91	1	Kit, Exhauster
75	786611M1	1	Extension
76	230317M1	1	Clamp
77	353521X1	1	Bolt Unf
78	353446X1	1	Lock Washer
79	353916X1	1	Nut Unf

(C)

(A)

Up to Serial or Engine Number 2425

(B)

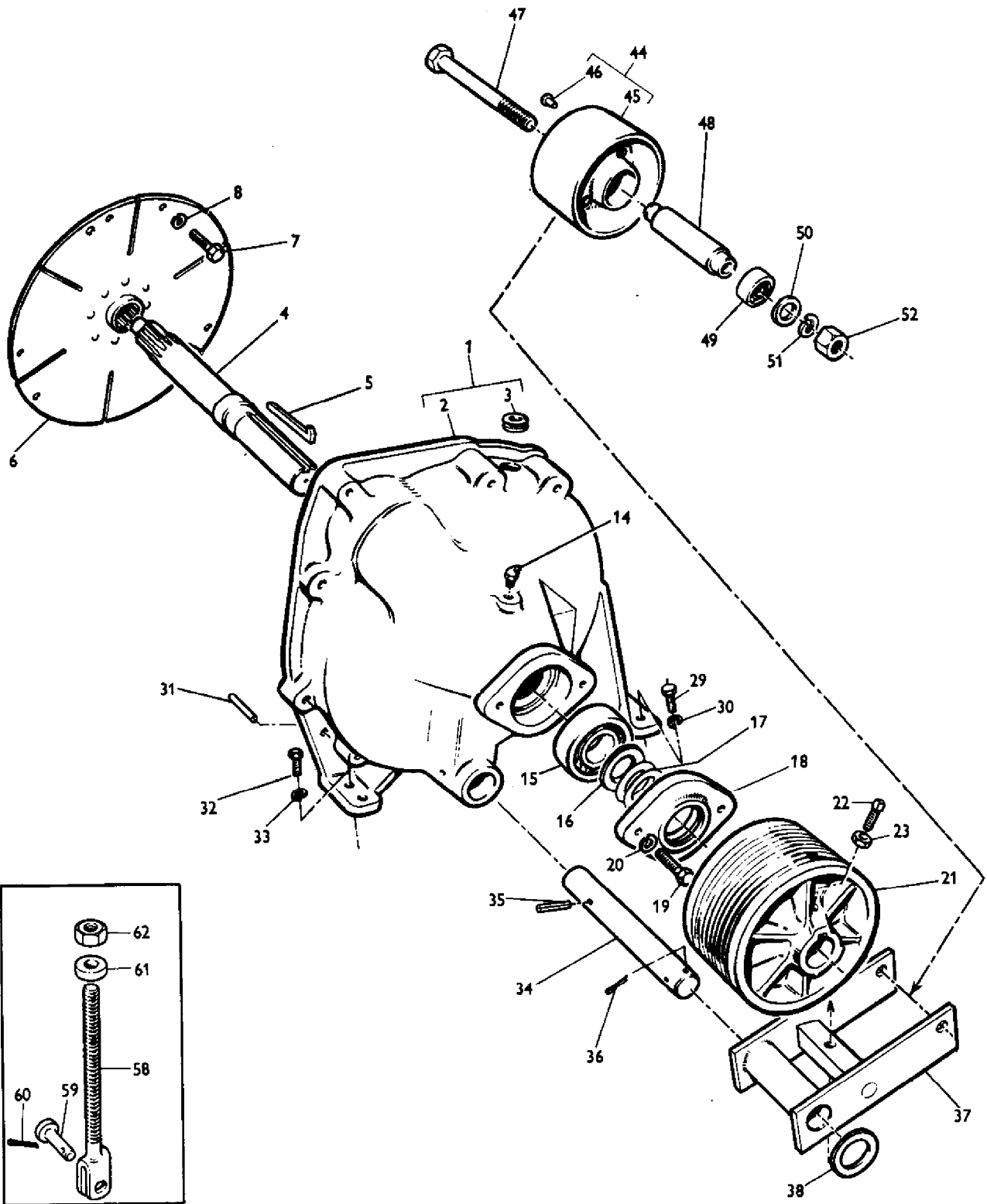
From Serial or Engine Number 2426

(C)

From Serial or Engine Number 3046

REAR MOTOR HOUSING

CPO.1975



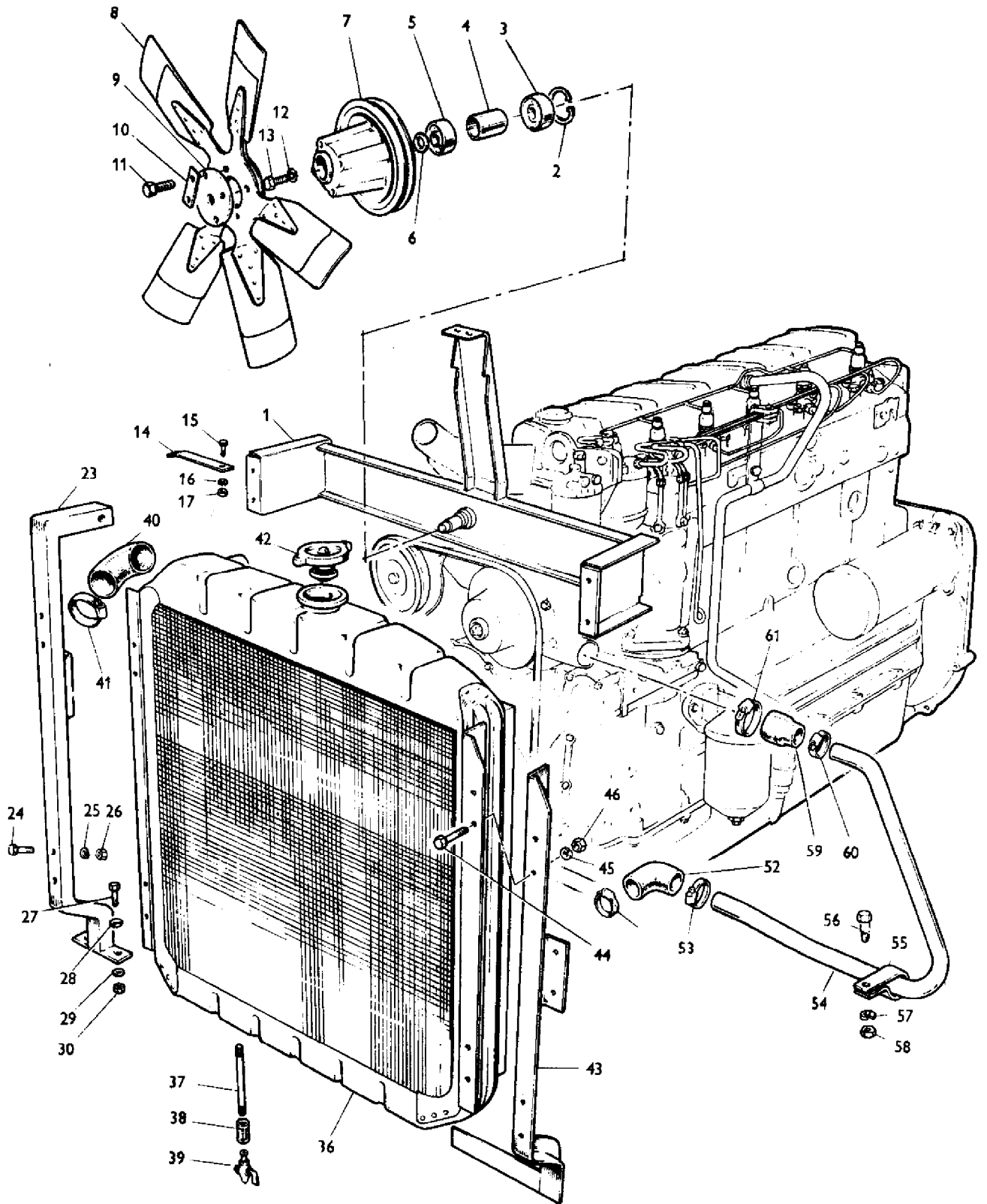
AGCO Corporation
Parts List Report

Massey Ferguson (Europe)
MF 500 COMBINE
Page 48 - REAR MOTOR HOUSING

Item	Part Number	Qty	Part Description	Comments
1	793262M91	1	Housing	
2		1	Housing	Not Serviced, Order 793262M91
3	37813113	1	Plug	
4	230386M2	1	Shaft	
5	GH2063	1	Key Door	
6	230925M91	1	Disc	
7	203028M1	6	Screw	
8	353434X1	6	Lock Washer	
14	MP1056	1	Grease Nipple	
15	DV4322	1	Bearing	
16	230393M1	1	Ring	
17	832533M1	X	Shim	.031"
17	832534M1	X	Shim	.062"
18	230385M1	1	Cap	
19	353681X1	2	Bolt Unc	
20	353446X1	2	Lock Washer	
21	230384M1	1	Pulley	
22	353747X1	1	Screw Unc	
22	355209X1	1	Screw Unc	
23	375110X1	2	Nut Unc	
29	353563X1	2	Bolt Unf	
30	353432X1	2	Lock Washer	
31	832253M1	2	Pin	
32	353561X1	2	Screw Unf	
33	353432X1	2	Lock Washer	
34	230392M2	1	Shaft	
35	16738X	1	Pin	
36	354083X1	1	Pin	
37	230388M91	1	Bracket	
38	831060M1	1	Washer	
44	793489M91	1	Pulley	
45		1	Pulley	Not Serviced, Order 793489M91
46	203418M1	X	Rivet	1/4"
46	203417M1	X	Rivet	5/16"
46	203381M1	X	Rivet	3/8"
46	203382M1	X	Rivet	7/16"
46	203383M1	X	Rivet	1/2"
46	203384M1	X	Rivet	9/16"
47	353655X1	1	Bolt Unf	

48	230391M1	1	Sleeve
49	22258X	2	Bearing Assy
50	360279X1	2	Spacer
51	353433X1	1	Lock Washer
52	353427X1	1	Nut Unf
58	233277M91	1	Rod
59	195402M1	1	Pin
60	354066X1	1	Pin
61	304337M1	2	Spacer
62	375099X1	2	Nut Unc

CPO 1976/1



AGCO Corporation
Parts List Report

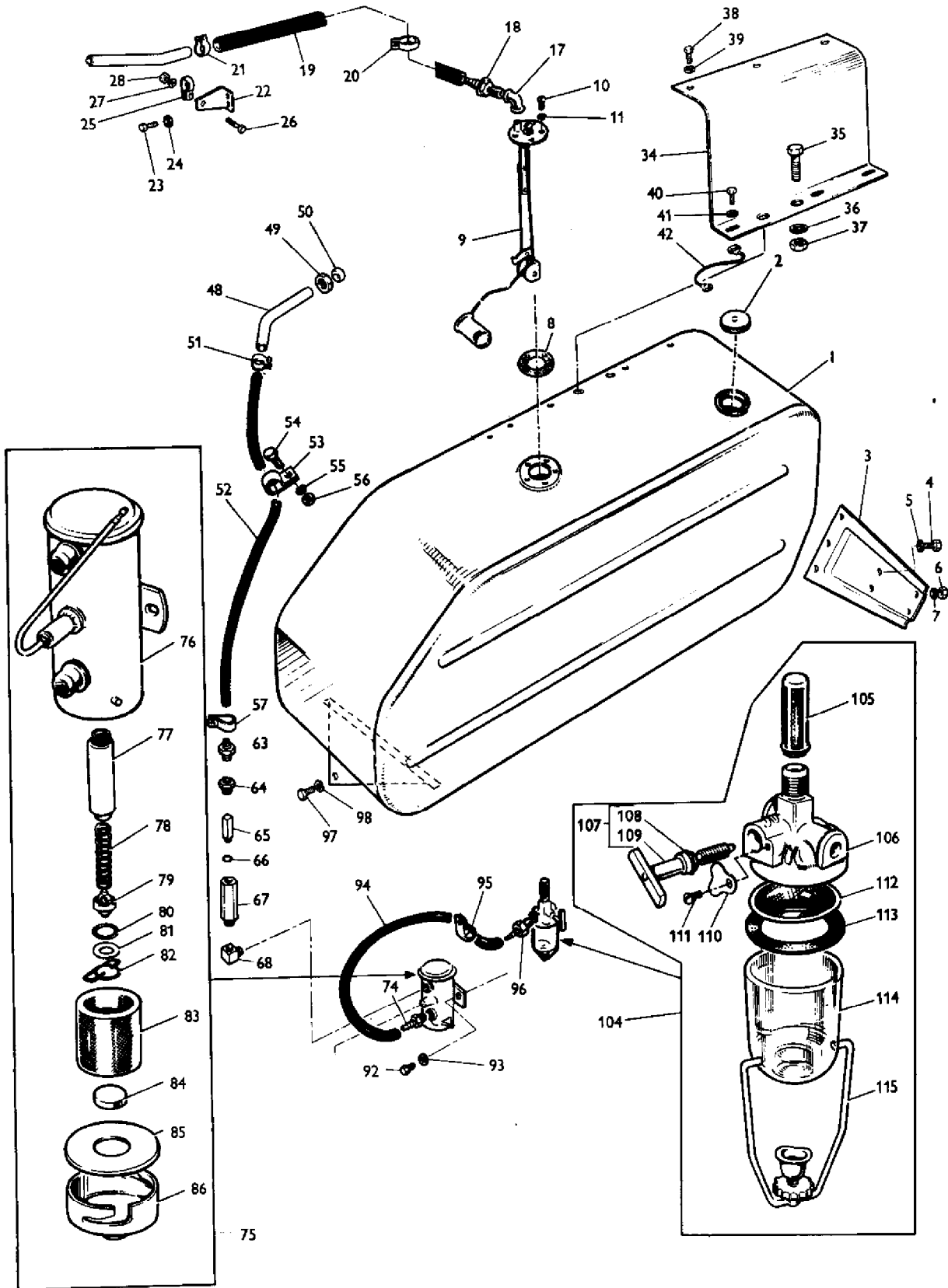
Massey Ferguson (Europe)
MF 500 COMBINE
Page 51 - COOLING SYSTEM

Item	Part Number	Qty	Part Description	Comments
1	796504M91	1	Mounting	
2	208230M1	1	Ring	
3	353067X1	1	Bearing	
4	230758M1	1	Spacer	
5	832686M1	1	Bearing Assy	
6	361228X1	1	Washer	
7	233811M1	1	Pulley	
8	220780M1	1	Fan	
9	230757M1	1	Cover	
10	794414M1	2	Washer	
11	353679X1	4	Screw Unc	
12	353446X1	1	Lock Washer	
13	353517X1	1	Screw Unf	
14	796677M1	1	Strap	
15	353517X1	2	Screw Unf	
16	353446X1	2	Lock Washer	
17	353916X1	1	Nut Unf	
23	230649M91	1	Frame Assy	
24	353559X1	1	Screw Unf	
25	353432X1	1	Lock Washer	
26	353426X1	1	Nut Unf	
27	353518X1	2	Screw Unf	
28	353446X1	2	Lock Washer	
29	353755X1	2	Washer	
30	353916X1	2	Nut Unf	
36	792288M1	1	Radiator	
37	359568X1	1	Tube	
38	359770X1	1	Coupling	
39	AT1197	1	Cock	
40	230304M1	1	Elbow	
41	14106X	2	Clip	
42	220136M1	1	Cap	
43	230663M91	1	Frame	
44	353517X1	7	Screw Unf	
45	353446X1	7	Lock Washer	
46	353916X1	7	Nut Unf	
52	233835M1	1	Elbow	
53	2480X	2	Clamp	
54	795900M1	1	Tube	

55	792282M1	1	Clip
56	228851M1	1	Stud
57	353446X1	1	Lock Washer
58	353916X1	1	Nut Unf
59	230305M1	1	Hose
60	2480X	1	Clamp
61	14106X	1	Clip

FUEL TANK ARRANGEMENT

CPO.1972/1



AGCO Corporation
Parts List Report

Massey Ferguson (Europe)

MF 500 COMBINE

Page 52 - FUEL TANK ARRANGEMENT

Item	Part Number	Qty	Part Description	Comments
1	792469M91	1	Tank	(A)
1	792469M92	1	Tank	
2	828583M91	1	Cap	(B)
2	636127M1	1	Cap	(C)
3	230714M1	1	Support	
4	353536X1	3	Screw Unf	
5	353434X1	3	Lock Washer	
6	353916X1	4	Nut Unf	
7	353446X1	4	Lock Washer	
8	230712M1	1	Gasket	
9	230971M91	1	Gauge	
10	357444X1	5	Screw	
11	376413X1	5	Washer	
17	359755X1	1	Union	90 DEG.
18	360616X1	1	Connection	
19	832346M1	1	Hose	
20	832694M1	2	Clip	
21	359468X1	1	Clamp	
22	230295M1	1	Bracket	
23	353516X1	2	Screw Unf	
24	353446X1	2	Lock Washer	
25	361018X1	1	Tie	
26	353516X1	1	Screw Unf	
27	353446X1	1	Lock Washer	
28	353916X1	1	Nut Unf	
34	227732M1	1	Cowl	
35	353516X1	2	Screw Unf	
36	353446X1	2	Lock Washer	
37	353916X1	2	Nut Unf	
38	353515X1	3	Screw Unf	
39	353446X1	3	Lock Washer	
40	353516X1	2	Screw Unf	
41	353446X1	2	Lock Washer	
42	785274M1	1	Earth Strap	
48	233452M1	1	Tube	
49	792429M1	1	Nut	
50	361016X1	1	Sleeve	
51	359468X1	1	Clamp	
52	832548M1	1	Hose	

53	361216X1	2	Tie	
54	353502X1	2	Screw Unf	
55	353441X1	2	Lock Washer	
56	353918X1	2	Nut Unf	
57	360058X1	3	Clip	
63	360616X1	1	Connection	
64	362007X1	1	Reducer	
65	234253M1	1	Needle	
66	1001833M1	1	O Ring	
67	234252M1	1	Union	
68	832752M1	1	Elbow	90 {0}
74	360616X1	1	Connection	
75	233451M91	1	Pump	
76		1	Container	Not Serviced, Order 233451M91
77	1019915M91	1	Plunger	
78	1019916M1	1	Spring	
79	1021649M91	1	Cup	
80	1881130M1	1	Gasket	
81	1881135M1	1	Washer	
82	1021651M1	1	Clip	
83	1021652M1	1	Filter	
84	1021653M1	1	Padding	
85	1021654M1	1	Gasket	
86	1021655M1	1	Cover	
92	353501X1	2	Screw Unf	
93	353441X1	2	Lock Washer	
94	832215M1	1	Hose	
95	832694M1	1	Clip	
96	360616X1	1	Connection	
97	353516X1	4	Screw Unf	
98	353446X1	4	Lock Washer	
104	791933M91	1	Filter	
105	1851654M1	1	Gauze	
106	1881480M91	1	Cover	
107	1881500M91	1	Valve	
108		1	Valve	Not Serviced, Order 1881500M91
109	827047M1	1	Seal	
110	1880927M1	1	Valve	
111	1650045M1	1	Screw	
112	632952M1	1	Chaffer	
113	1650617M1	1	Gasket	
114	632954M1	1	Bowl	
115	30428	1	Retainer	

(A)

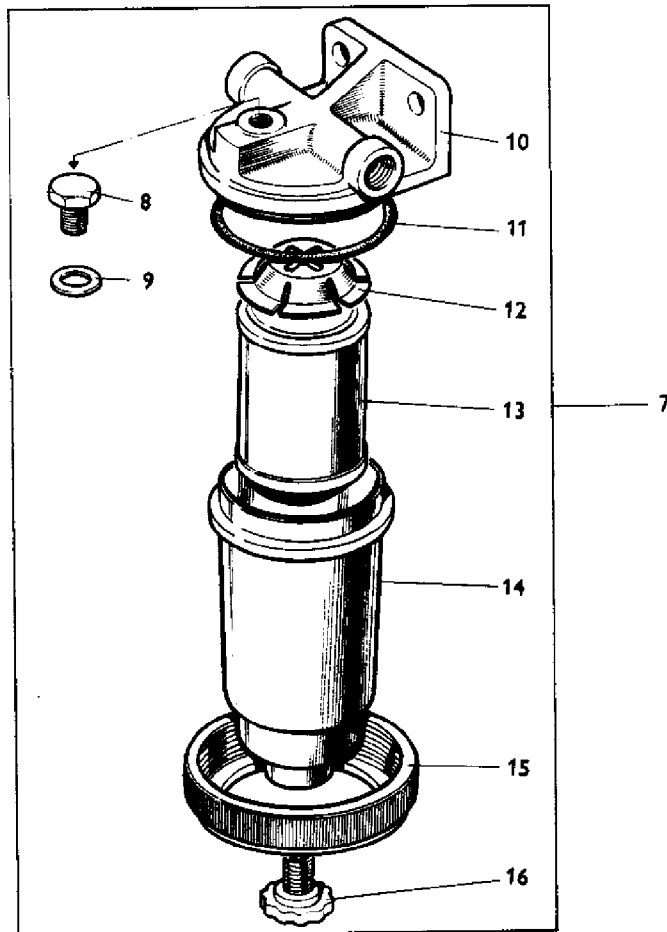
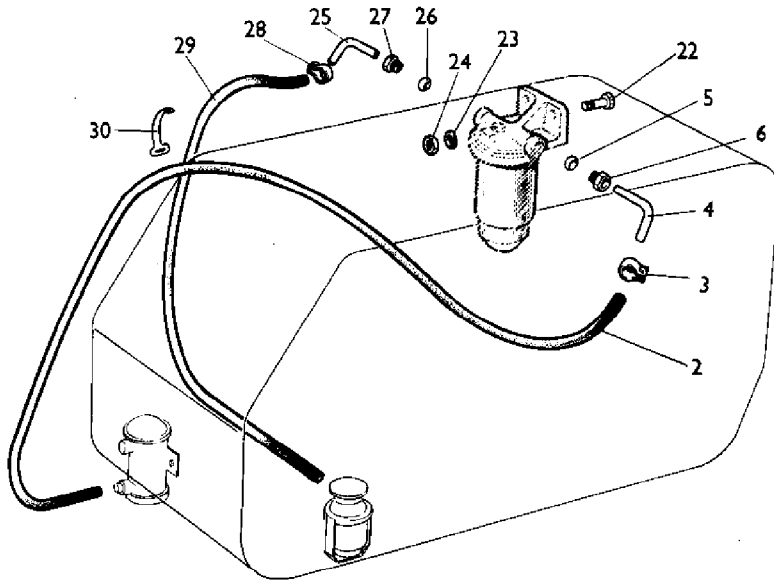
NO LONGER SERVICED, ORDER 792469M92 WITH
636127M1

(B)
USED ONLY WHEN 792469M91 IS FITTED

(C)
USED ONLY WHEN 792469M92 IS FITTED

WATER SEPARATOR FUEL FILTER KIT

CPO.1973/1



AGCO Corporation
Parts List Report

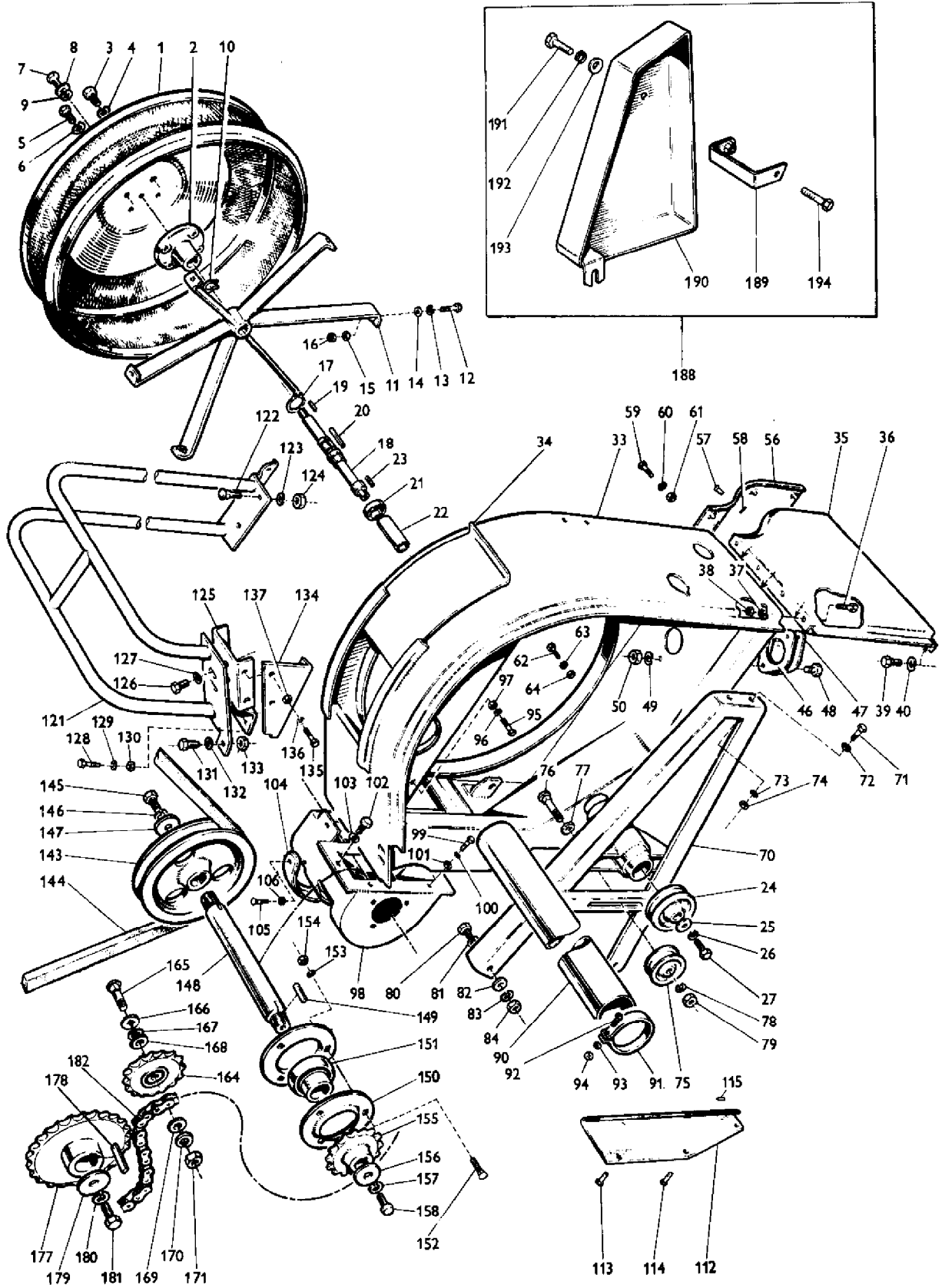
Massey Ferguson (Europe)

MF 500 COMBINE

Page 56 - WATER SEPARATOR - FUEL FILTER KIT

Item	Part Number	Qty	Part Description	Comments
1	793547M92	1	Water Pump	
2	793503M1	1	Water Hose	
3	359468X1	1	Clamp	
4	233452M1	1	Tube	
5	361016X1	1	Sleeve	
6	729429M1	1	Nut	
7	793548M91	1	Filter	(A)
7	796367M91	1	Filter	
8	1881820M1	1	Plug	
9	1881819M1	1	Washer	
10	1881815M1	1	Head	(C)
10	1883251M1	1	Head	(D)
11	1881818M1	1	Gasket	(C)
11	1883253M1	1	Gasket	(D)
12	1881821M1	1	Retainer	
13	1881814M91	1	Cartridge	(B, C)
13	1883250M91	1	Element	(D)
14	1881816M1	1	Body	
15	1881817M1	1	Nut	(C)
15	1883252M1	1	Nut	(D)
16	1881822M1	1	Plug	
22	353537X1	2	Screw Unf	
23	353434X1	2	Lock Washer	
24	353431X1	2	Nut Unf	
25	233452M1	1	Tube	
26	361016X1	1	Sleeve	
27	792429M1	1	Nut	
28	359468X1	1	Clamp	
29	793503M1	1	Water Hose	
30	793550M1	1	Clip	
				(A) Not Serviced, Order 796367M91
				(B) Not Serviced, Order 1883250M91
				(C) USED ONLY WITH FILTER 793548M91
				(D) USED ONLY WITH FILTER 796367M91

CPO.1974/1



AGCO Corporation
Parts List Report

Massey Ferguson (Europe)

MF 500 COMBINE

Page 59 - RADIATOR AIR INTAKE

Item	Part Number	Qty	Part Description	Comments
1	228713M91	1	Screen	
2	228724M1	1	Hub	
3	353689X1	1	Screw Unc	
4	353434X1	1	Lock Washer	
5	353676X1	3	Screw Unc	
6	353446X1	3	Lock Washer	
7	353517X1	1	Screw Unf	
8	355618X1	1	Washer	
9	353446X1	1	Lock Washer	
10	352438X1	1	Circlip	
11	228735M91	1	Arm	
12	348273X1	6	Setscrew	
13	353446X1	6	Lock Washer	
14	353770X1	X	Washer	
15	353755X1	6	Washer	
16	353916X1	6	Nut Unf	
17	354945X1	1	Snpring	
18	228725M1	1	Shaft	
19	SU1200	1	Key Door	
20	MP1563	1	Key Door	
21	22258X	2	Bearing Assy	
22	793249M1	1	Spacer	
23	SU1200	1	Key Door	
24	793855M1	1	Pulley	
25	GB1031	1	Washer	
26	353446X1	1	Lock Washer	
27	353517X1	1	Screw Unf	
33	228686M91	1	Chamber	
34	228705M1	1	Door	
35	228675M91	1	Cover	
36	353516X1	4	Screw Unf	
37	353446X1	4	Lock Washer	
38	353916X1	4	Nut Unf	
39	353516X1	4	Screw Unf	
40	353446X1	4	Lock Washer	
46	228739M1	1	Gasket	
47	228738M1	1	Clamp	
48	353516X1	2	Screw Unf	
49	353446X1	2	Lock Washer	

50	353916X1	2	Nut Unf	
56	234461M91	1	Panel	
57	832139M1	14	Stud	
58	831786M1	14	Stud	
59	353559X1	1	Screw Unf	
60	353432X1	1	Lock Washer	
61	353426X1	1	Nut Unf	
62	353519X1	1	Screw Unf	
63	353446X1	1	Lock Washer	
64	353916X1	1	Nut Unf	
70	228706M91	1	Frame	
71	353517X1	2	Screw Unf	
72	353755X1	2	Washer	
73	353446X1	2	Lock Washer	
74	353916X1	2	Nut Unf	
75	227460M1	1	Pulley	
76	353836X1	1	Bolt Unf	
77	GN3011	1	Washer	
78	353432X1	1	Lock Washer	
79	353426X1	1	Nut Unf	
80	353517X1	2	Screw Unf	
81	353755X1	2	Washer	
82	361271X1	X	Washer	
83	353446X1	2	Lock Washer	
84	353916X1	2	Nut Unf	
90	233645M1	1	Tube	(E)
90	785562M1	1	Tube	
91	832520M1	2	Clamp	(A)
92	354198X1	2	Screw Unc	(A)
92	377054X1	1	Screw	(B)
93	353445X1	2	Lock Washer	(A)
94	354120X1	2	Nut	(A)
95	353561X1	2	Screw Unf	
96	353432X1	2	Lock Washer	
97	353426X1	1	Nut Unf	
98	228731M91	1	Housing	
99	353516X1	8	Screw Unf	
100	353446X1	8	Lock Washer	
101	353916X1	8	Nut Unf	
102	353516X1	1	Screw Unf	
103	353446X1	1	Lock Washer	
104	228740M1	1	Door	
105	360371X1	2	Screw	
106	376291X1	2	Nut	
112	234582M91	1	Shield	
113	363453X1	1	Stud	

114	363717X1	2	Stud
115	363455X1	3	Pin
121	228680M91	1	Ramp
122	353792X1	4	Bolt Unf
123	353446X1	4	Lock Washer
124	353916X1	4	Nut Unf
125	228720M91	1	Support
126	353516X1	4	Screw Unf
127	353446X1	4	Lock Washer
128	353517X1	3	Screw Unf
129	353446X1	3	Lock Washer
130	353916X1	3	Nut Unf
131	353516X1	1	Screw Unf
132	353446X1	1	Lock Washer
133	353916X1	1	Nut Unf
134	233651M1	1	Bracket
135	353516X1	2	Screw Unf
136	353446X1	2	Lock Washer
137	353916X1	2	Nut Unf
143	228671M1	1	Pulley
144	228722M1	1	Belt
145	353516X1	1	Screw Unf
146	353446X1	1	Lock Washer
147	GB1031	1	Washer
148	228672M1	1	Shaft
149	SU1200	2	Key Door
150	22286X	4	Flange
151	353249X1	2	Bearing
152	353792X1	6	Bolt Unf
153	353446X1	6	Lock Washer
154	353916X1	6	Nut Unf
155	228673M1	1	Sprocket
156	GB1031	1	Washer
157	353446X1	1	Lock Washer
158	353516X1	1	Screw Unf
164	232137M91	1	Sprocket
165	353834X1	1	Bolt Unf
166	GN3011	1	Washer
167	376847X1	X	Shim
168	228814M1	1	Spacer
169	228729M1	1	Spacer
170	353432X1	1	Lock Washer
171	353426X1	1	Nut Unf
177	230717M91	1	Sprocket
178	355699X1	1	Key
179	667556M1	1	Washer

180	353432X1	1	Lock Washer
181	353559X1	1	Screw Unf
182	228723M91	1	Chain
188	797036M91	1	Shield
189	794788M91	1	Bracket
190	794785M91	1	Guard
191	353536X1	1	Screw Unf
192	353434X1	1	Lock Washer
193	353756X1	1	Washer
194	353560X1	1	Screw Unf

(A)

USED WITH TUBE 233645M1

(B)

USED WITH TUBE 785562M1

(C)

From Serial or Engine Number 2226

(D)

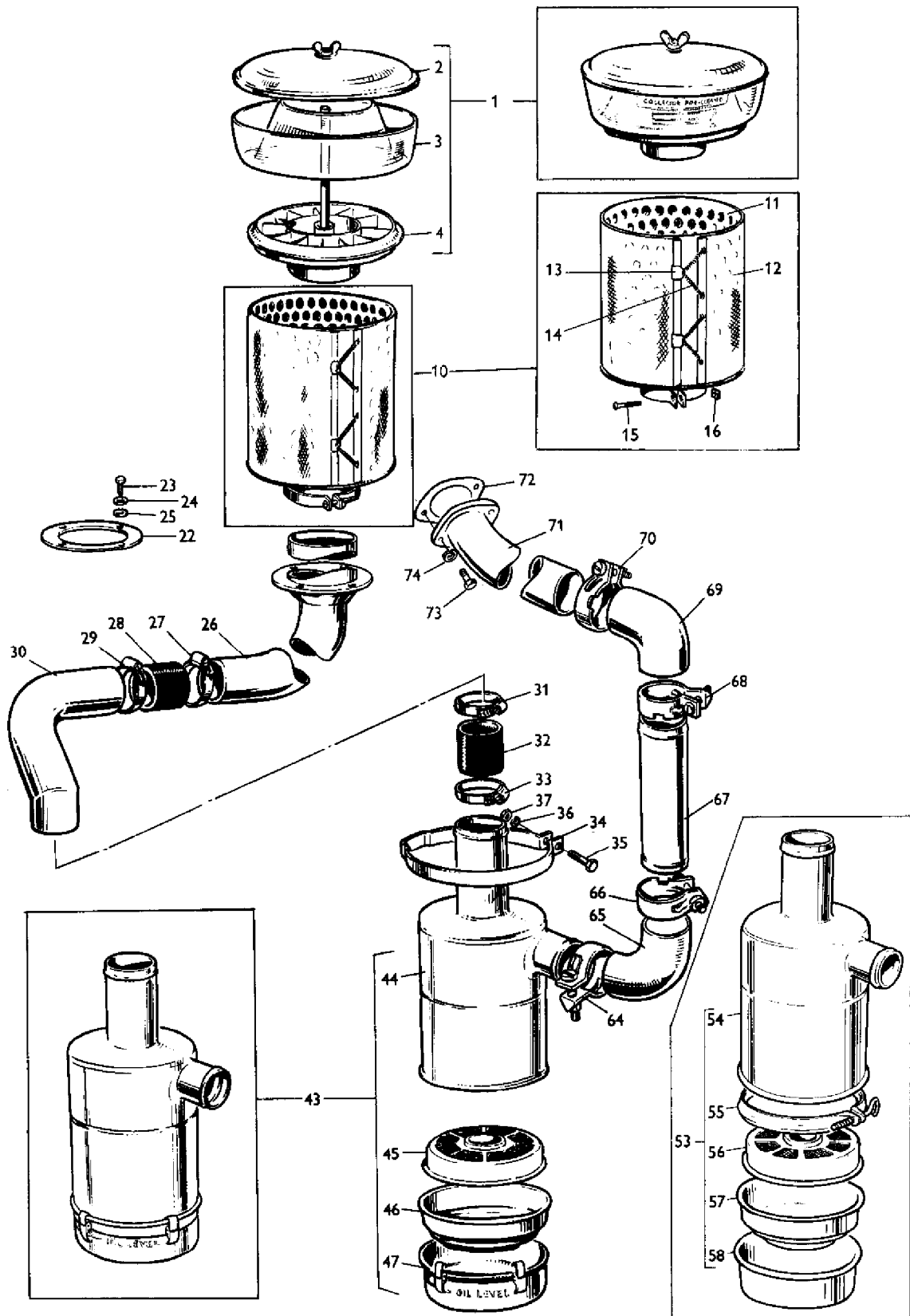
FOR DETAILS REFER TO PAGE 431

(E)

Not Serviced, Order 785562M1 WITH
377054X1

AIR CLEANER

CPO 1977/1



AGCO Corporation
Parts List Report

Massey Ferguson (Europe)
MF 500 COMBINE
Page 64 - AIR CLEANER

Item	Part Number	Qty	Part Description	Comments
1	230654M91	1	Pre Filter	
2	1018551M91	1	Cover	
3	1018554M1	1	Body	
4	1018548M91	1	Sleeve	
10	234006M91	1	Screen	
11		1	Body	Not Serviced, Order 234006M91
12	1021934M91	1	Screen	
13	1504449M1	2	Clip	
14	1504450M1	4	Spring	
15	355033X1	1	Screw Unc	
16	2642X	1	Nut	
22	230760M1	1	Gasket	
23	353516X1	4	Screw Unf	
24	353446X1	4	Lock Washer	
25	355618X1	4	Washer	
26	230755M91	1	Elbow	
27	791108M1	1	Clamp	
28	360622X1	1	Hose	
29	791108M1	1	Clamp	
30	792205M91	1	Tube	
31	791108M1	1	Clamp	
32	360622X1	1	Hose	
33	791108M1	1	Clamp	
34	230668M1	1	Clamp	
35	353522X1	1	Bolt Unf	
36	353446X1	1	Lock Washer	
37	353916X1	1	Nut Unf	
43	230335M91	1	Cleaner	(A)
44	1882767M1	1	Body	
45	1882768M1	1	Cartridge	
46	1882769M1	1	Container	
47	1882770M1	1	Base	
53	230335M91	1	Cleaner	(B)
54		1	Body	Not Serviced, Order 230335M91
55	1018400M91	1	Clamp	
56	1881143M91	1	Screen	
57	1018401M1	1	Cap	
58	1018402M91	1	Container	
64	360743X1	1	Clamp	

65	230336M1	1	Elbow
66	360743X1	1	Clamp
67	792193M1	1	Tube
68	360743X1	1	Clamp
69	230336M1	1	Elbow
70	360743X1	1	Clamp
71	792191M91	1	Tube
72	230313M1	1	Gasket
73	353691X1	2	Screw Unc
74	353434X1	2	Lock Washer

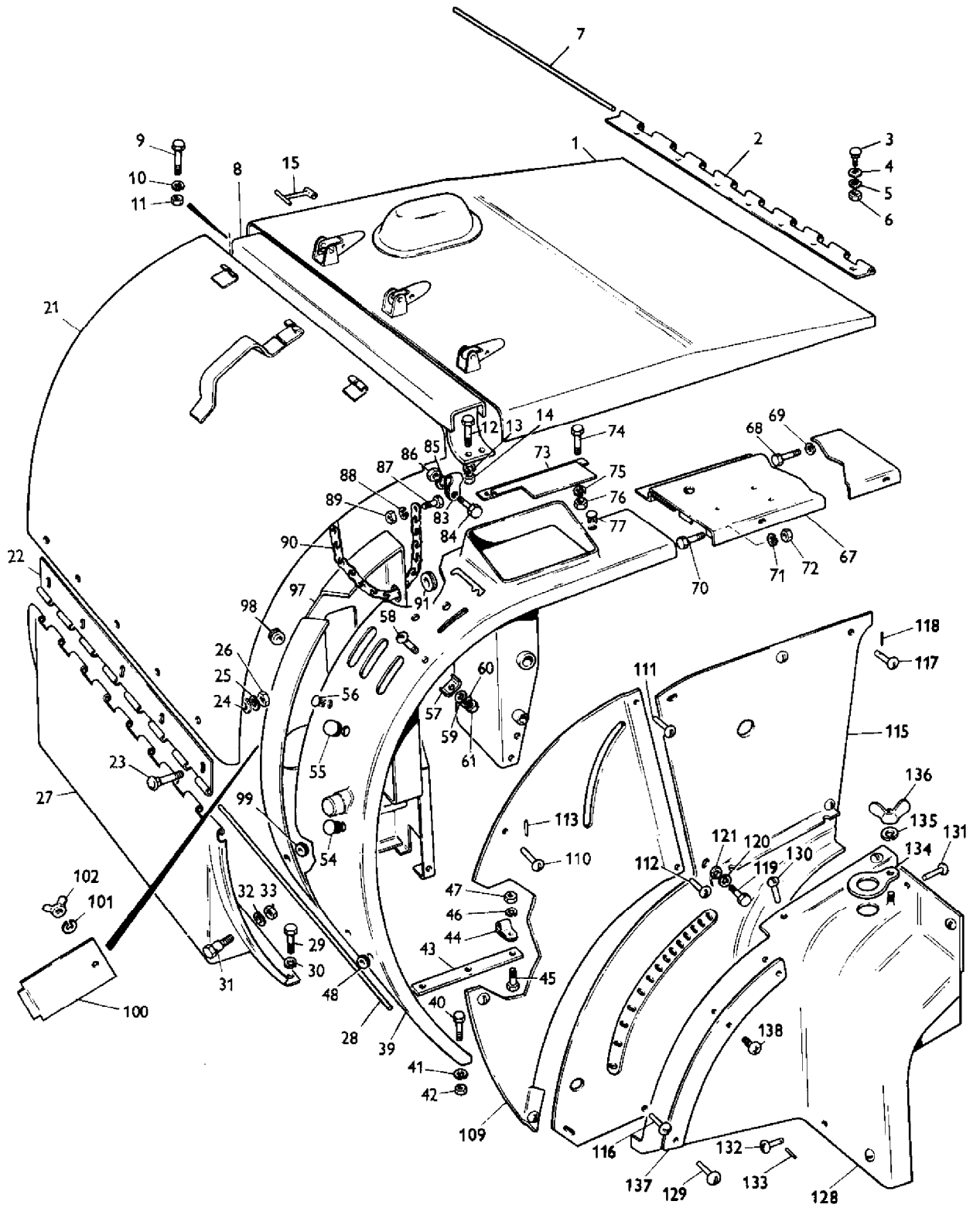
(A)

ALTERNATIVE TO DONALDSON AIR CLEANER
ASSEMBLY

(B)

NO LONGER SERVICED, ORDER BURGESS AIR
CLEANER ASSEMBLY

CPO.1969/1



AGCO Corporation
Parts List Report

Massey Ferguson (Europe)

MF 500 COMBINE

Page 67 - ENGINE COVER AND CONTROL PANEL

Item	Part Number	Qty	Part Description	Comments
1	228829M91	1	Door	(A) REAR
1	795901M91	1	Door	REAR
2	228831M2	1	Hinge	
3	359998X1	5	Bolt Unf	(C)
4	353446X1	5	Lock Washer	(C)
5	353755X1	5	Washer	(C)
6	353916X1	5	Nut Unf	(C)
7	360723X1	1	Rod	
8	228844M91	1	Support	
9	353517X1	2	Screw Unf	
10	353446X1	2	Lock Washer	
11	353916X1	2	Nut Unf	
12	353516X1	2	Screw Unf	
13	353446X1	2	Lock Washer	
14	353916X1	2	Nut Unf	
15	228855M91	3	Rod	
21	228837M91	1	Door	(B) FRONT
21	795857M91	1	Door	FRONT
22	790523M2	1	Hinge	
23	359998X1	5	Bolt Unf	(C)
24	353446X1	5	Lock Washer	(C)
25	353755X1	5	Washer	(C)
26	353916X1	5	Nut Unf	(C)
27	228840M91	1	Cover	
28	361285X1	1	Stem	
29	353515X1	5	Screw Unf	
30	353446X1	5	Lock Washer	
31	228851M1	6	Stud	
32	353446X1	6	Lock Washer	
33	353916X1	6	Nut Unf	
39	230217M91	1	Control Panel	(D)
39	793470M92	1	Control Panel	(E, K)
39	785357M91	1	Control Panel	
40	353516X1	4	Screw Unf	
41	353446X1	4	Lock Washer	
42	353916X1	4	Nut Unf	
43	230416M1	1	Angle	
44	763355M1	2	Clip	(D)
44	360037X1	2	Clamp	(E)

45	353517X1	2	Screw Unf	
46	353446X1	2	Lock Washer	
47	353916X1	2	Nut Unf	
48	793248M1	4	Grommet	
54	359376X1	1	Plug	(H)
55	359368X1	1	Plug	(H)
56	359364X1	1	Plug	
57	180739M1	1	Clip	(D)
57	360036X1	2	Clip	(E, L)
57	227651M1	1	Clamp	
58	355124X1	1	Screw Unc	
59	355616X1	1	Washer	
60	353445X1	1	Lock Washer	
61	354120X1	1	Nut	
67	234200M91	1	Cover	
68	353515X1	2	Screw Unf	
69	353446X1	2	Lock Washer	
70	353516X1	2	Screw Unf	
71	353446X1	2	Lock Washer	
72	353916X1	2	Nut Unf	
73	234204M91	1	Cover	
74	353516X1	2	Screw Unf	
75	353446X1	2	Lock Washer	
76	353916X1	2	Nut Unf	
77	359364X1	1	Plug	
83	360043X1	1	Clip	
84	353501X1	1	Screw Unf	
85	353441X1	1	Lock Washer	
86	353918X1	1	Nut Unf	
87	354198X1	2	Screw Unc	
88	353445X1	2	Lock Washer	
89	354120X1	2	Nut	
90	228835M1	1	Chain	
91	793620M1	1	Grommet	
97	233922M91	1	Shield	(F)
97	793418M91	1	Shield	(G, D)
97	794173M92	1	Shield	(E)
98	828500M1	1	Grommet	
99	793620M1	1	Grommet	
100	793419M1	1	Panel	
101	353446X1	1	Lock Washer	
102	355583X1	1	Nut Unf	
108	234507M91	1	Cover	
109		1	Cover	Not Serviced, Order 234507M91
110	832306M1	2	Stud	
111	832536M1	2	Stud	

112	832143M1	1	Stud	
113	831786M1	5	Stud	
114	234505M91	1	Panel	
115		1	Cover	Not Serviced, Order 234505M91
116	832154M1	1	Trunnion	
117	832306M1	3	Stud	
118	831786M1	4	Stud	
119	353697X1	1	Screw Unc	
120	353757X1	1	Washer	
121	353432X1	1	Lock Washer	
127	233913M91	1	Cover	
128		1	Cover	Not Serviced, Order 233913M91
129	832306M1	1	Stud	
130	832536M1	2	Stud	
131	832535M1	2	Stud	
132	832493M1	2	Stud	
133	831786M1	7	Stud	
134	230528M1	1	Cover	
135	353446X1	1	Lock Washer	
136	355593X1	1	Nut Unc	
137	233912M1	1	Plate	
138	360359X1	4	Screw	

(A)
NO LONGER SERVICED, ORDER 795901M91 WITH
228831M2 AND 5 OFF ITEMS MARKED C

(B)
NO LONGER SERVICED, ORDER 795857M91 WITH
790523M2 AND 5 OFF ITEMS MARKED C

(C)
FOR USE WITH 795901M91 WITH 228831M2 AND
795857M91 WITH 790523M2

(D)
Up to Serial or Engine Number 2225

(E)
From Serial or Engine Number 2226

(F)
Up to Serial or Engine Number 824

(G)
From Serial or Engine Number 825

(H)
REQUIRED WHEN LIGHTING EQUIPMENT IS NOT
FITTED

(J)
NOT REQUIRED WHEN AUTOMATIC TABLE HEIGHT
CONTROL IS FITTED

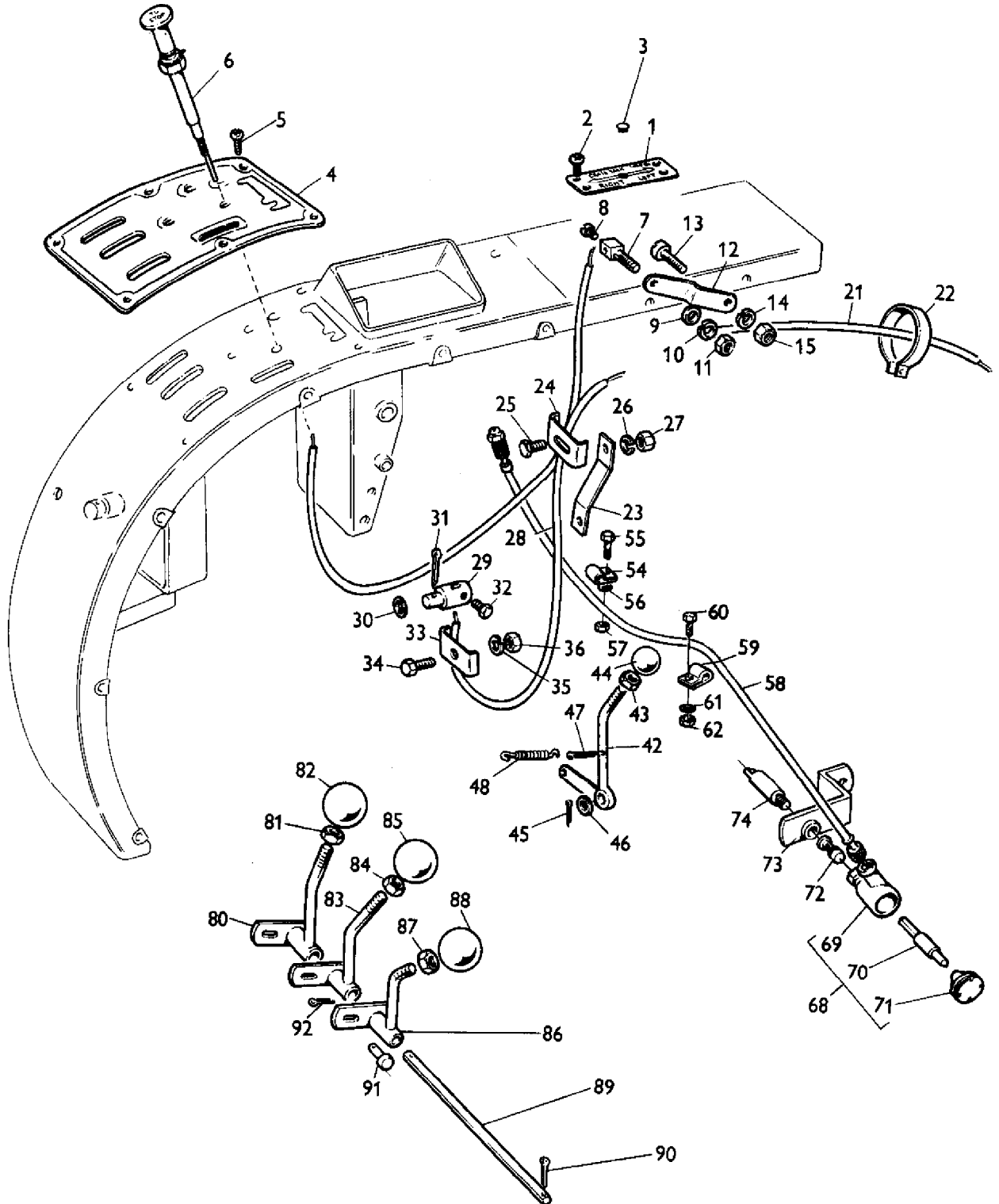
(K)
Not Serviced, Order 785357M91

(L)

Not Serviced, Order 227651M1

CONTROL BOX DETAILS

CPO.1967/1



AGCO Corporation
Parts List Report

Massey Ferguson (Europe)
MF 500 COMBINE
Page 72 - CONTROL BOX DETAILS

Item	Part Number	Qty	Part Description	Comments
1	233919M1	1	Plate	
2	360359X1	4	Screw	
3	359376X1	1	Plug	(G)
4	227670M1	1	Plate	
5	360359X1	8	Screw	
6	793314M91	1	Stop	
7	230405M1	2	Swivel	
8	355183X1	2	Screw Unc	
9	375042X1	2	Washer	
10	353444X1	2	Lock Washer	
11	354119X1	2	Nut Unc	
12	230424M1	1	Arm	
13	354198X1	1	Screw Unc	
14	353445X1	1	Lock Washer	
15	354120X1	1	Nut	
21	793313M91	1	Cable	
22	22441X	2	Clamp	(A)
22	793468M1	2	Clip	(B)
23	792376M1	1	Support	(A)
23	793364M1	1	Support	(B)
24	793363M1	1	Clamp	
25	353519X1	1	Screw Unf	
26	353446X1	1	Lock Washer	
27	353916X1	1	Nut Unf	
28	793312M91	1	Cable	
29	233921M1	1	Swivel	
30	353754X1	1	Washer	
31	354039X1	1	Cotter	
32	832401M1	1	Screw	
33	793363M1	1	Clamp	
34	353519X1	1	Screw Unf	
35	353446X1	1	Lock Washer	
36	353916X1	1	Nut Unf	
42	785200M91	1	Lever	
43	375108X1	1	Nut Unc	
44	210976M2	1	Knob	
45	354059X1	1	Pin	
46	353758X1	1	Washer	
47	354059X1	1	Pin	

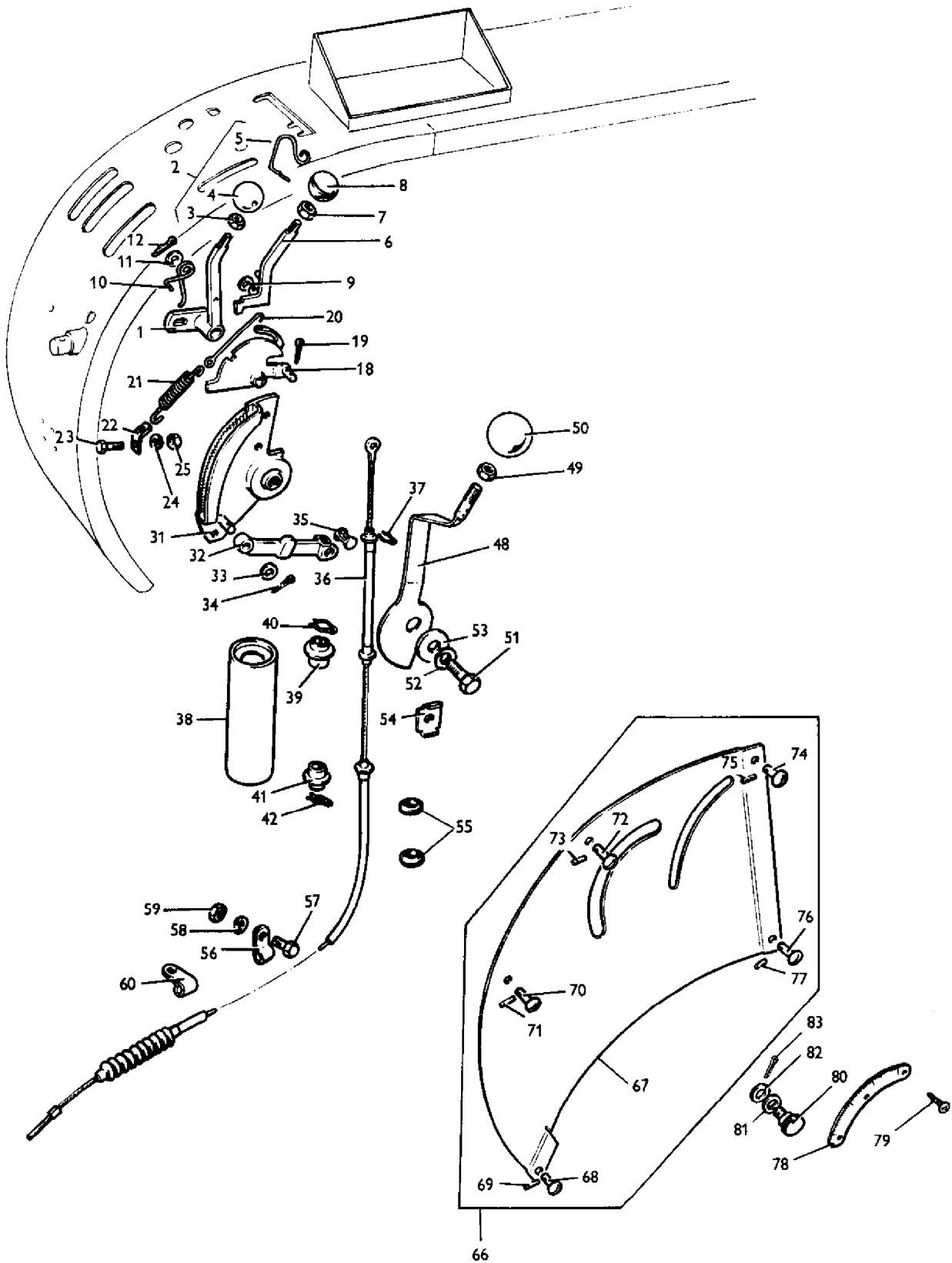
48	223877M1	1	Spring	
54	360043X1	2	Clip	(E)
55	353515X1	2	Screw Unf	
56	353446X1	2	Lock Washer	
57	353916X1	2	Nut Unf	
58	227668M91	1	Shaft	(C)
58	795111M1	1	Cable	(D)
59	360031X1	2	Clip	(D)
60	353517X1	2	Screw Unf	
61	353446X1	2	Lock Washer	
62	353916X1	2	Nut Unf	
68	236484M92	1	Drive	
69		1	Joint	Not Serviced, Order 236484M92
70	236482M1	1	Clevis Pin	
71	355547X1	1	Plug	
72	236483M1	1	Bush	
73	795011M92	1	Sleeve	
74	795021M1	1	Shaft	
80	785197M91	1	Lever	
81	375111X1	1	Nut Unc	
82	227636M1	1	Knob	
83	785198M91	1	Lever	
84	375111X1	1	Nut Unc	
85	227633M1	1	Knob	
86	785199M91	1	Lever	(F)
87	375111X1	1	Nut Unc	(F)
88	227629M1	1	Knob	(F)
89	233935M1	1	Shaft	
90	354048X1	1	Pin	
91	831780M1	3	Pin	
92	354048X1	3	Pin	

(A)
Up to Serial or Engine Number 2225
(B)
From Serial or Engine Number 2226
(C)
Up to Serial or Engine Number 3913
(D)
From Serial or Engine Number 3914
(E)
QUANTITY 4 REQUIRED UP TO SERIAL NO. 3913
(F)
NOT REQUIRED WHEN AUTOMATIC TABLE HEIGHT
CONTROL IS FITTED
(G)

FOR USE WHEN TANK FILLING CONTROLS ARE NOT
FITTED

CONTROL BOX DETAILS
FOR AUTOMATIC TABLE HEIGHT CONTROL

CPO.1968/1



AGCO Corporation
Parts List Report

Massey Ferguson (Europe)

MF 500 COMBINE

Page 76 - CONTROL BOX DETAILS - FOR AUTOMATIC TABLE HEIGHT CONTROL

Item	Part Number	Qty	Part Description	Comments
				FOR AUTOMATIC TABLE HEIGHT CONTROL
1	795611M92	1	Lever	
2	787866M91	1	Parts Pack	
3	375108X1	1	Nut Unc	
4	796067M1	1	Knob	(A)
4	796067M2	1	Knob	
5	796070M1	1	Clip	(A)
5	787852M1	1	Clip	
6	795657M93	1	Lever	
7	375108X1	1	Nut Unc	
8	796068M1	1	Knob	
9	795642M1	1	Spacer	
10	795655M1	1	Spring	
11	796958M1	1	Guide	
12	354039X1	1	Cotter	
18	795666M92	1	Rack	
19	354039X1	1	Cotter	
20	796077M1	1	Hook	
21	795608M1	1	Spring	
22	795631M1	1	Bracket	
23	353502X1	1	Screw Unf	
24	353441X1	1	Lock Washer	
25	353918X1	1	Nut Unf	
31	796095M91	1	Quadrant	
32	795604M1	1	Arm	
33	353756X1	2	Washer	
34	354046X1	1	Pin	
35	795641M1	1	Trunnion	
36	795665M91	1	Cable	
37	796967M1	1	Pin	
38	795601M91	1	Tube	
39	795658M1	1	Collet	
40	354043X1	1	Pin	
41	795658M1	1	Collet	
42	354048X1	1	Pin	
48	796092M92	1	Lever	
49	375098X1	1	Nut Unc	
50	796122M1	1	Knob	
51	353536X1	1	Screw Unf	

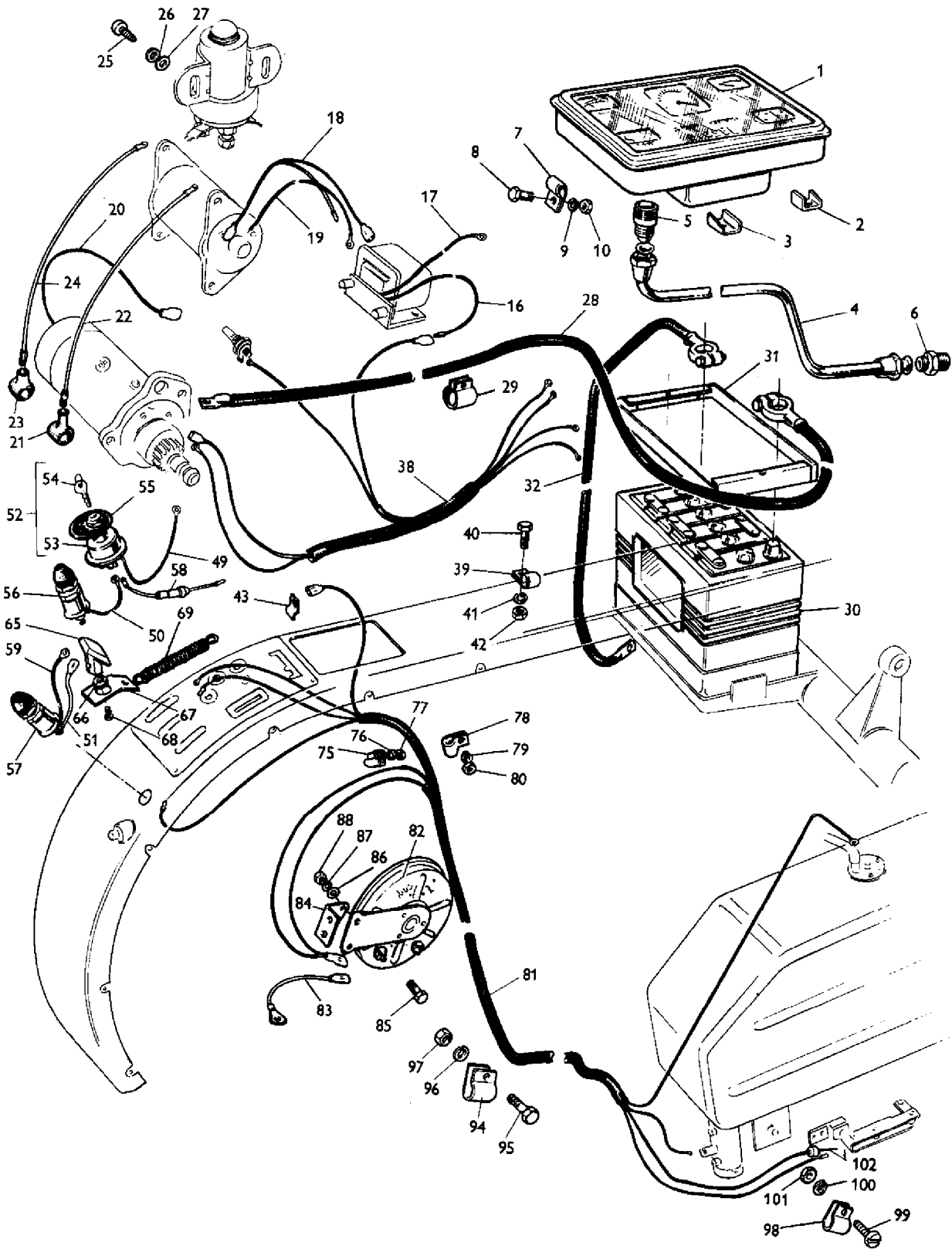
52	353434X1	1	Lock Washer	
53	796492M1	1	Spacer	
54	796101M91	1	Plate	
55	795637M1	1	Grommet	
56	795628M1	2	Clip	
57	353516X1	1	Screw Unf	
58	353446X1	1	Lock Washer	
59	353916X1	1	Nut Unf	
60	796975M1	1	Clip	
66	796111M91	1	Cover	
67		1	Cover	Not Serviced, Order 796111M91
68	832536M1	1	Stud	
69	831786M1	1	Stud	
70	832306M1	1	Stud	
71	831786M1	1	Stud	
72	832306M1	1	Stud	
73	831786M1	1	Stud	
74	832536M1	1	Stud	
75	831786M1	1	Stud	
76	832143M1	1	Stud	
77	831786M1	1	Stud	
78	796123M1	1	Plate	
79	360359X1	3	Screw	
80	796103M1	1	Screw	
81	239221M1	1	Washer	
82	355618X1	1	Washer	
83	354039X1	1	Cotter	

(A)

Not Serviced, Order 787866M91

ELECTRICAL EQUIPMENT

CPO.1970



AGCO Corporation
Parts List Report

Massey Ferguson (Europe)
MF 500 COMBINE
Page 80 - ELECTRICAL EQUIPMENT

Item	Part Number	Qty	Part Description	Comments
1	230401M93	1	Panel	
2	227671M1	1	Pin-Ring Assy	
3	227650M1	1	Clip	
4	790775M91	1	Tube	
5	22281X	1	Connector	
6	2289X	1	Union	
7	360027X1	1	Clamp	
8	353501X1	1	Screw Unf	
9	353441X1	1	Lock Washer	
10	353918X1	1	Nut Unf	
16	791969M1	1	Wire	(C)
16	793318M2	1	Wire	(D)
17	790528M91	1	Wire	(C)
17	793321M2	1	Cable	(D)
18	791965M1	1	Wire	(C)
18	793320M1	1	Wire	(D, E)
18	794714M91	1	Wire	(F)
19	791966M1	1	Wire	(C)
19	793319M2	1	Cable	(D)
20	791963M1	1	Wire	
21	795109M1	1	Helmet	
22	794720M1	1	Cable	(F)
23	796782M1	3	Insulator	(G)
24	794719M1	1	Cable	(F)
25	354198X1	2	Screw Unc	(F)
26	353445X1	2	Lock Washer	(F)
27	353616X1	2	Bolt Unf	(F)
28	791964M1	1	Cable	
29	360044X1	1	Clip	
30	6-TXHZ15L	1	Battery	(A)
30	6-RHMZ15L	1	Battery	(A, K)
31	791089M91	1	Cover	(L)
31	795792M91	1	Frame	(M)
32	791967M1	1	Cable	
38	791962M91	1	Harness	(E)
38	794717M91	1	Harness	(F)
39	360036X1	2	Clip	
40	353501X1	2	Screw Unf	
41	353441X1	2	Lock Washer	

42	353918X1	2	Nut Unf	
43	360043X1	1	Clip	
49	791968M1	1	Cable	
50	791961M1	1	Cable	
51	794716M1	1	Wire	(F)
52	230420M91	1	Switch	
53		1	Switch	Not Serviced, Order 230420M91
54	192427M1	1	Ignition Key	
55	230423M1	1	Plate	
56	223198M92	1	Switch	
57	223198M92	1	Switch	
58	234814M91	1	Fuse	(J)
59	791960M1	1	Wire	
65	227669M1	1	Indicator	
66	239221M1	1	Washer	
67	227666M1	1	Bracket	
68	832401M1	1	Screw	
69	175045M1	1	Spring	
75	360037X1	2	Clamp	
76	353446X1	2	Lock Washer	
77	355565X1	2	Nut Unc	
78	360043X1	2	Clip	
79	353446X1	2	Lock Washer	
80	355565X1	2	Nut Unc	
81	791959M91	1	Harness	(H)
81	796011M91	1	Harness	(J)
82	791328M1	1	Horn	(N)
82	794220M1	1	Horn	
83	794221M1	1	Earth Strap	(B)
84	791044M1	1	Bearer	
85	353503X1	2	Screw Unf	
86	353754X1	2	Washer	
87	353441X1	2	Lock Washer	
88	353918X1	2	Nut Unf	
94	360043X1	1	Clip	
95	353516X1	1	Screw Unf	
96	353446X1	1	Lock Washer	
97	353916X1	1	Nut Unf	
98	360081X1	1	Clamp	
99	357433X1	1	Screw Unc	
100	353444X1	1	Lock Washer	
101	354119X1	1	Nut Unc	
102	785022M1	3	Connector	(J)
				(A)
				SERVICED BY CHLORIDE (BATTERIES) LTD.
				(B)

USED ONLY WITH HORN 794220M1

(C)

Up to Serial or Engine Number 8821640

(D)

From Serial or Engine Number 8821641

(E)

Up to Serial or Engine Number 2930

(F)

From Serial or Engine Number 2931

(G)

QUANTITY 1 ONLY REQUIRED UP TO SERIAL NO.
3913

(H)

Up to Serial or Engine Number 5231

(J)

From Serial or Engine Number 5232

(K)

COLD CLIMATE ONLY

(L)

Up to Serial or Engine Number 3043

(M)

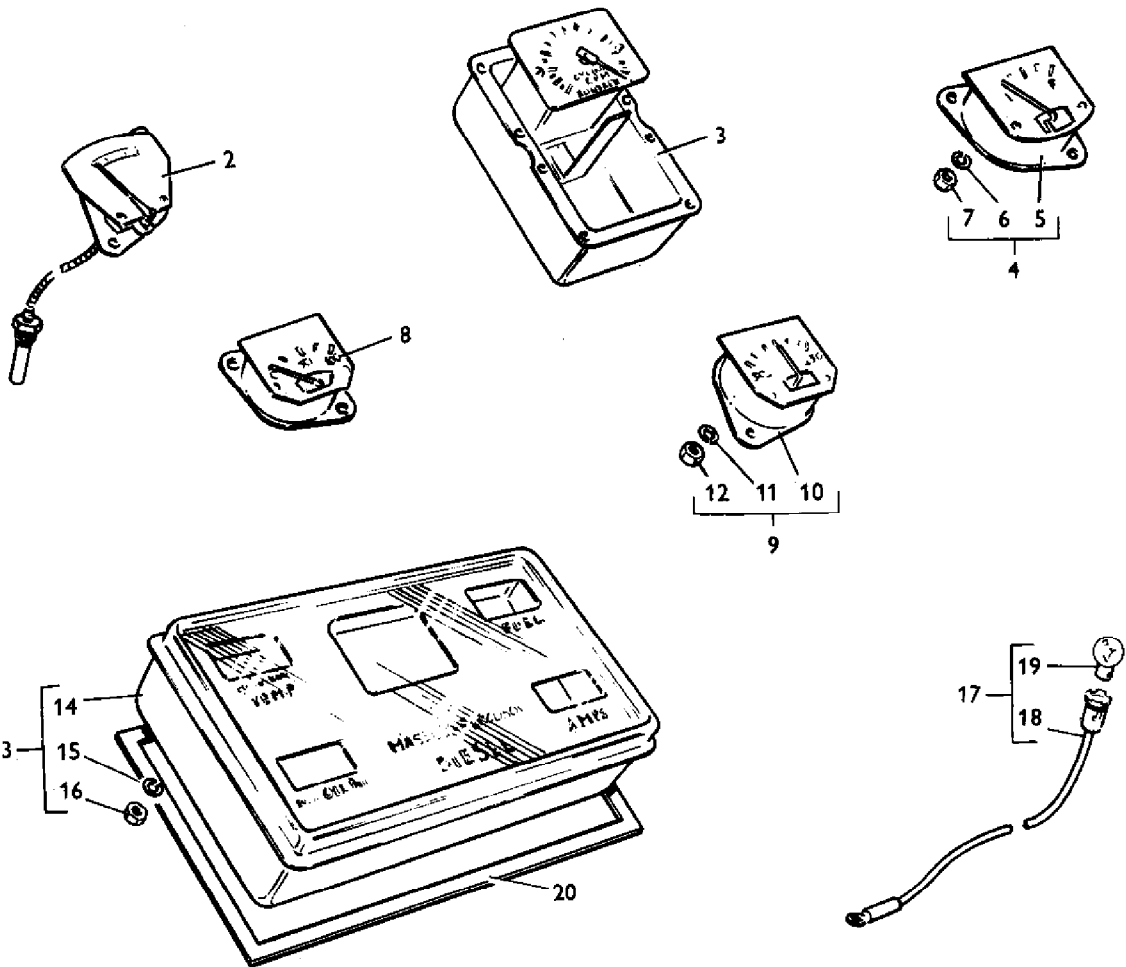
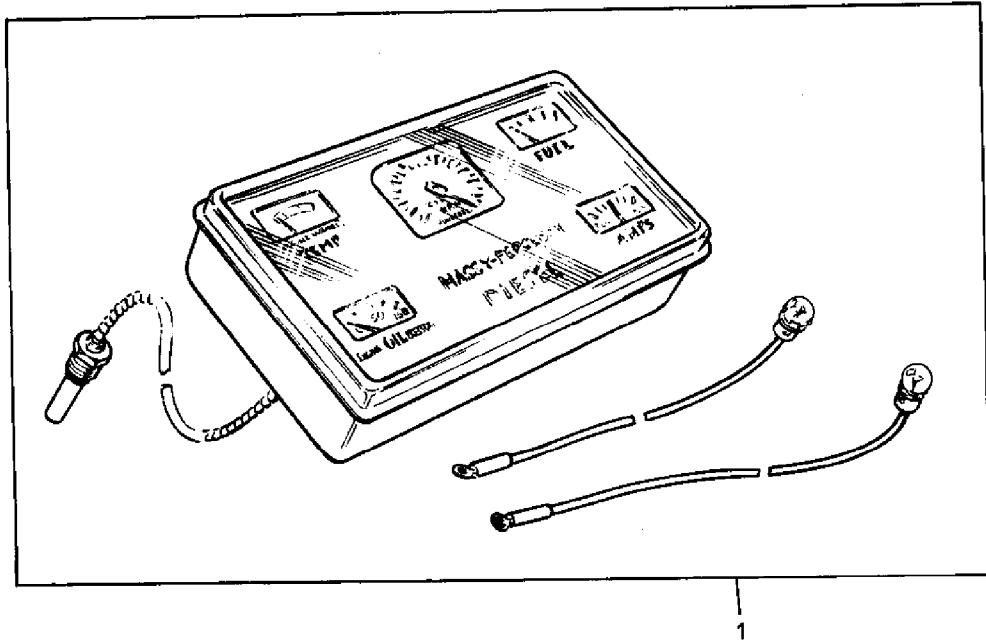
From Serial or Engine Number 3044

(N)

Not Serviced, Order 794220M1 WITH
794221M1

INSTRUMENT PANEL

CPO.1971

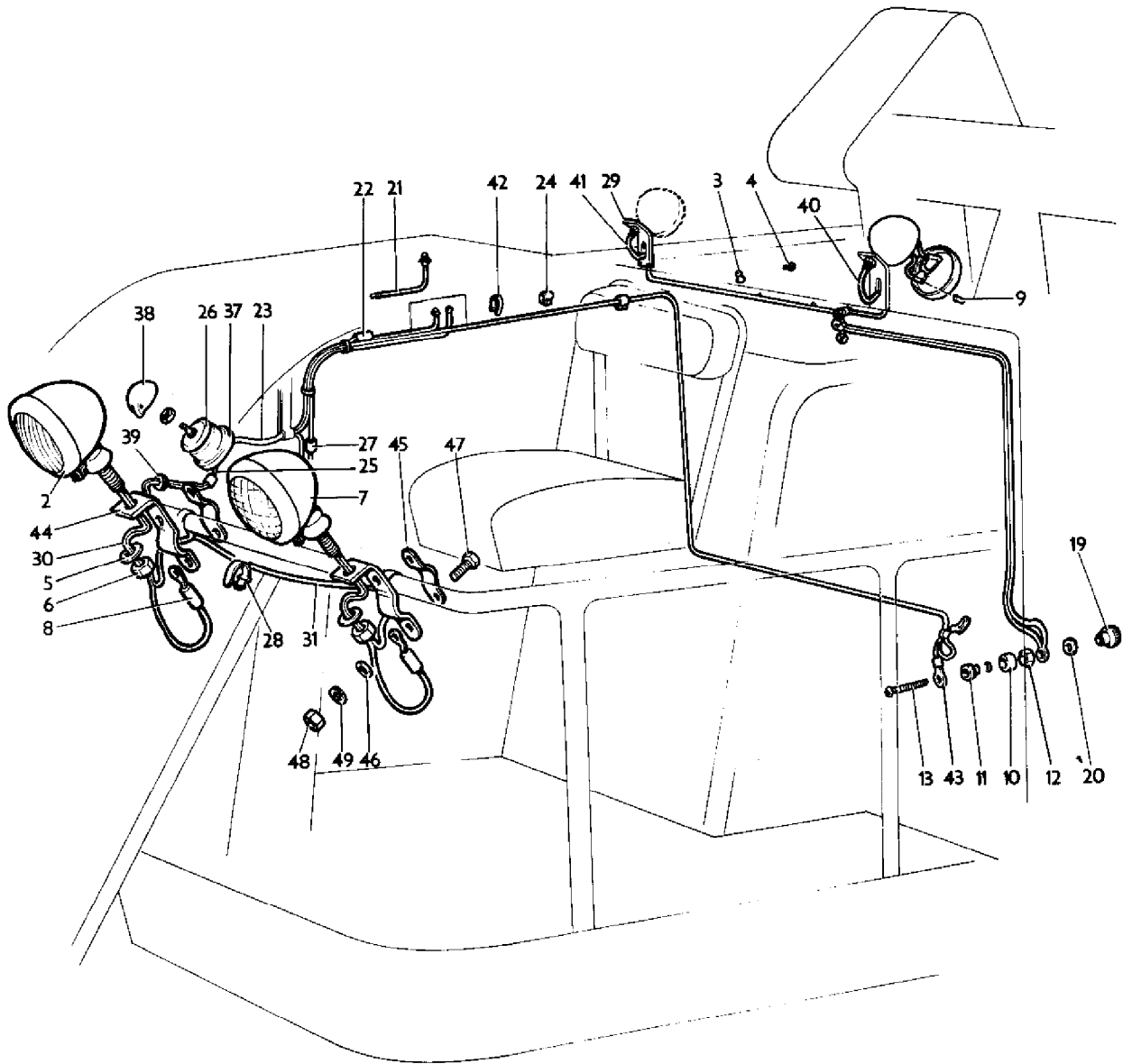


AGCO Corporation
Parts List Report

Massey Ferguson (Europe)
MF 500 COMBINE
Page 84 - INSTRUMENT PANEL

Item	Part Number	Qty	Part Description	Comments
1	230401M93	1	Panel	
2	1881582M91	1	Manometer	
3	835723M91	1	Rev Indicator	
4	1881581M91	1	Dipstick	
5		1	Fuel Gauge	Not Serviced, Order 1881581M91
6	1022758M1	2	Washer	
7	15422X	2	Nut	
8	835726M91	1	Gauge	
9	836271M91	1	Ammeter	
10		1	Ammeter	Not Serviced, Order 836271M91
11	1022765M1	2	Washer	
12	1500268M1	2	Nut	
13	1881583M91	1	Housing	
14		1	Instrument	Not Serviced, Order 1881583M91
15	1022758M1	2	Washer	
16	15422X	2	Nut	
17	793467M91	1	Lamp	
18		1	Wire	Not Serviced, Order 793467M91
19		1	Bulb 12v	Not Serviced, Order 793467M91 OR PROCURE LOCALLY
20	1882976M1	1	Gasket	

CPO.4402



AGCO Corporation
Parts List Report

Massey Ferguson (Europe)

MF 500 COMBINE

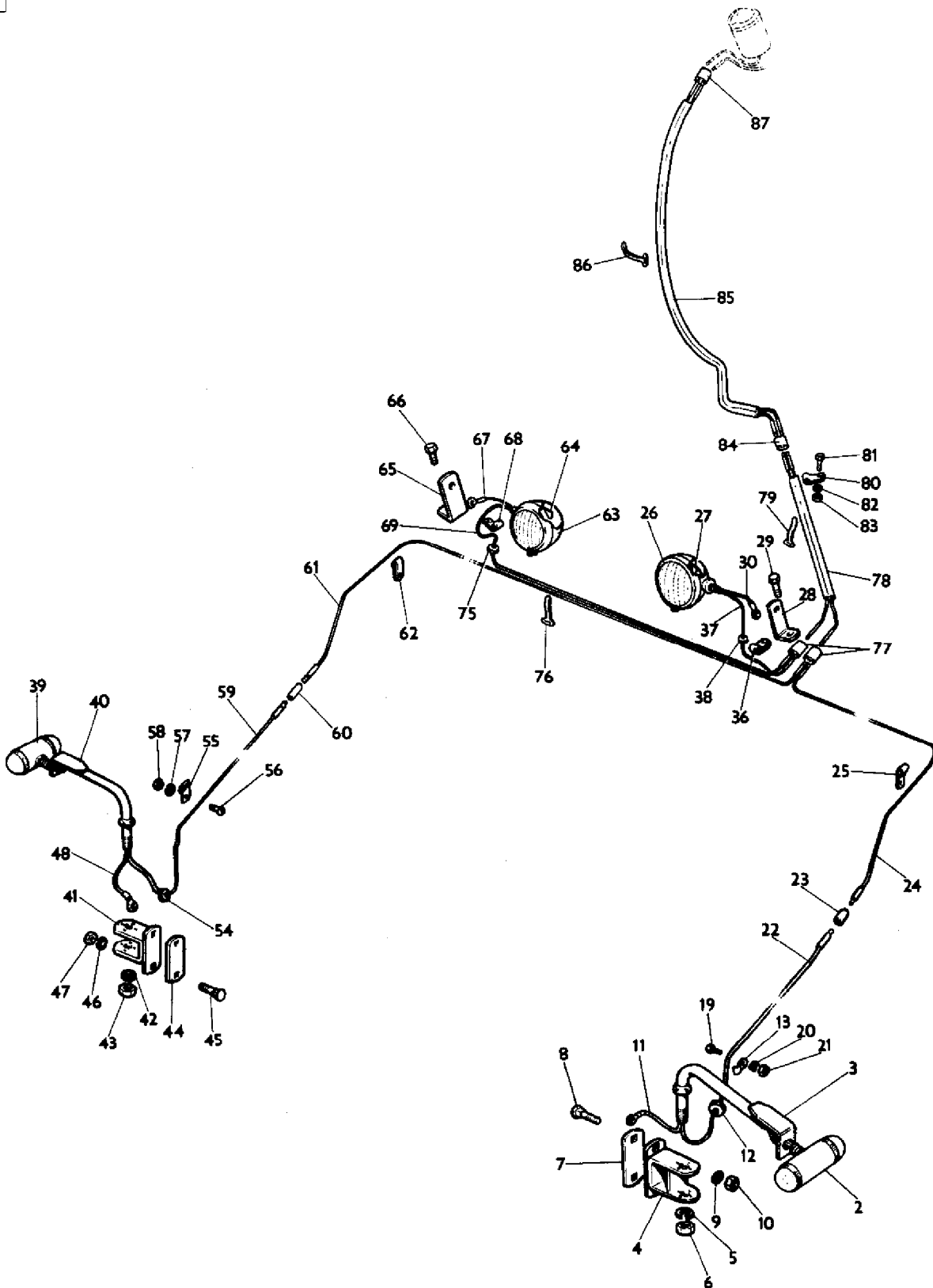
Page 87 - FIELD LIGHTING EQUIPMENT

Item	Part Number	Qty	Part Description	Comments
1	785336M91	1	Light	
2	54052535	2	Headlamp	(A)
3	1602229M1	4	Clip	
4	355124X1	4	Screw Unc	
5	353445X1	4	Lock Washer	
6	354120X1	4	Nut	
7	54052536	2	Headlamp	(A)
8	785319M1	4	Wire	
9	188818	8	Terminal	(A)
10	785248M1	1	Block	
11	785249M1	1	Block	
12	785427M1	1	Nut	
13	785428M1	1	Screw	
19	785429M1	1	Knob	
20	22427X	1	Lock Washer	
21	785320M91	2	Lamp	
22	850641	2	Connector	(A)
23	785345M1	1	Wire	
24	360031X1	2	Clip	
25	785383M1	1	Wire	
26	785245M1	1	Plate	
27	785315M1	1	Fuse	
28	625837M1	4	Clip	
29	791190M1	2	Bracket	
30	785331M1	1	Wire	
31	785318M1	1	Wire	
37	785412M1	1	Switch	
38	882284M1	1	Knob	
39	1802813M1	1	Grommet	
40	785329M1	1	Wire	
41	785333M1	1	Wire	
42	793550M1	3	Clip	
43	785459M1	1	Wire	
44	629313M1	2	Bracket	
45	629309M1	2	Clamp	
46	353756X1	2	Washer	
47	353538X1	4	Screw Unf	
48	353431X1	4	Nut Unf	
49	353434X1	4	Lock Washer	

(A)

SUPPLIED BY MESSRS J. LUCAS LTD.

CPO.4235



AGCO Corporation
Parts List Report

Massey Ferguson (Europe)

MF 500 COMBINE

Page 88 - FIELD AND ROAD LIGHTING EQUIPMENT - U.K. ONLY

Item	Part Number	Qty	Part Description	Comments
1	785339M91	1	Lighting Unit	(B)
1	785341M91	1	Lighting Unit	(C)
2	54057020	1	Side Lamp	(A, B, C) Left Hand
3	785312M91	1	Arm	(B, C) Left Hand
4	785314M91	1	Bracket	(B, C)
5	353439X1	1	Lock Washer	(B, C)
6	353437X1	1	Nut Unf	(B, C)
7	785137M1	1	Plate	(B, C)
8	353792X1	2	Bolt Unf	(B, C)
9	353446X1	2	Lock Washer	(B, C)
10	353916X1	2	Nut Unf	(B, C)
11	785404M1	1	Wire	(B, C) Left Hand
12	1800028M1	1	Grommet	(B, C)
13	785982M1	5	Clip	(B, C)
19	355124X1	5	Screw Unc	(B, C)
20	3533445X1	5	Washer	(B, C)
21	354120X1	5	Nut	(B, C)
22	785362M1	1	Wire	(B, C)
23	900288	1	Connector	(A, B, C)
24	785350M1	1	Wire	(B)
24	785347M1	1	Wire	(C)
25	785981M1	2	Clip	(B, C)
26	54052670	1	Headlamp	(B, C) Left Hand
27	188818	2	Terminal	(A, B, C)
28	785181M1	1	Bracket	(B, C) Left Hand
29	353517X1	1	Screw Unf	(B, C)
30	785319M1	1	Wire	(B, C)
36	360031X1	1	Clip	(B, C)
37	785352M1	1	Wire	(B, C)
38	1800028M1	1	Grommet	(B, C)
39	54057020	1	Side Lamp	(A, B, C) Right Hand
40	785311M91	1	Arm	(B, C) Right Hand

41	785314M91	1	Bracket	(B, C)
42	353439X1	1	Lock Washer	(B, C)
43	353437X1	1	Nut Unf	(B, C)
44	785137M1	1	Plate	(B, C)
45	353792X1	2	Bolt Unf	(B, C)
46	353446X1	2	Lock Washer	(B, C)
47	353916X1	1	Nut Unf	(B, C)
48	785264M1	1	Wire	(B, C)
				Right Hand
54	1800028M1	1	Grommet	(B, C)
55	785982M1	5	Clip	(B, C)
56	355124X1	5	Screw Unc	(B, C)
57	353445X1	5	Lock Washer	(B, C)
58	354120X1	1	Nut	(B, C)
59	785362M1	1	Wire	(B, C)
60	900288	1	Connector	(A, B, C)
61	785349M1	1	Wire	(B)
61	785348M1	1	Wire	(C)
62	785981M1	2	Clip	(B, C)
63	54052671	1	Headlamp	(A, B, C)
				Right Hand
64	188818	2	Terminal	(A, B, C)
65	785182M1	1	Bracket	(B, C)
				Right Hand
66	353517X1	1	Screw Unf	(B, C)
67	785319M1	1	Wire	(B, C)
68	360031X1	1	Clip	(B, C)
69	785351M1	1	Wire	(B, C)
75	1800028M1	1	Grommet	(B, C)
76	793550M1	10	Clip	(B, C)
			Lighting Unit	
			Lighting Unit	
77	850641	2	Connector	(A, B, C)
78	785346M1	1	Harness	(B, C)
79	793550M1	2	Clip	(B, C)
80	360031X1	1	Clip	(B, C)
81	353517X1	1	Screw Unf	(B, C)
82	353446X1	1	Lock Washer	(B, C)
83	353916X1	1	Nut Unf	(B, C)
84	900288	2	Connector	(A, B, C)
85	785407M1	1	Harness	(B, C)
86	793550M1	2	Clip	(B, C)
87	850641	1	Connector	(A, B, C)

(A)

SUPPLIED BY MESSRS J. LUCAS LTD.

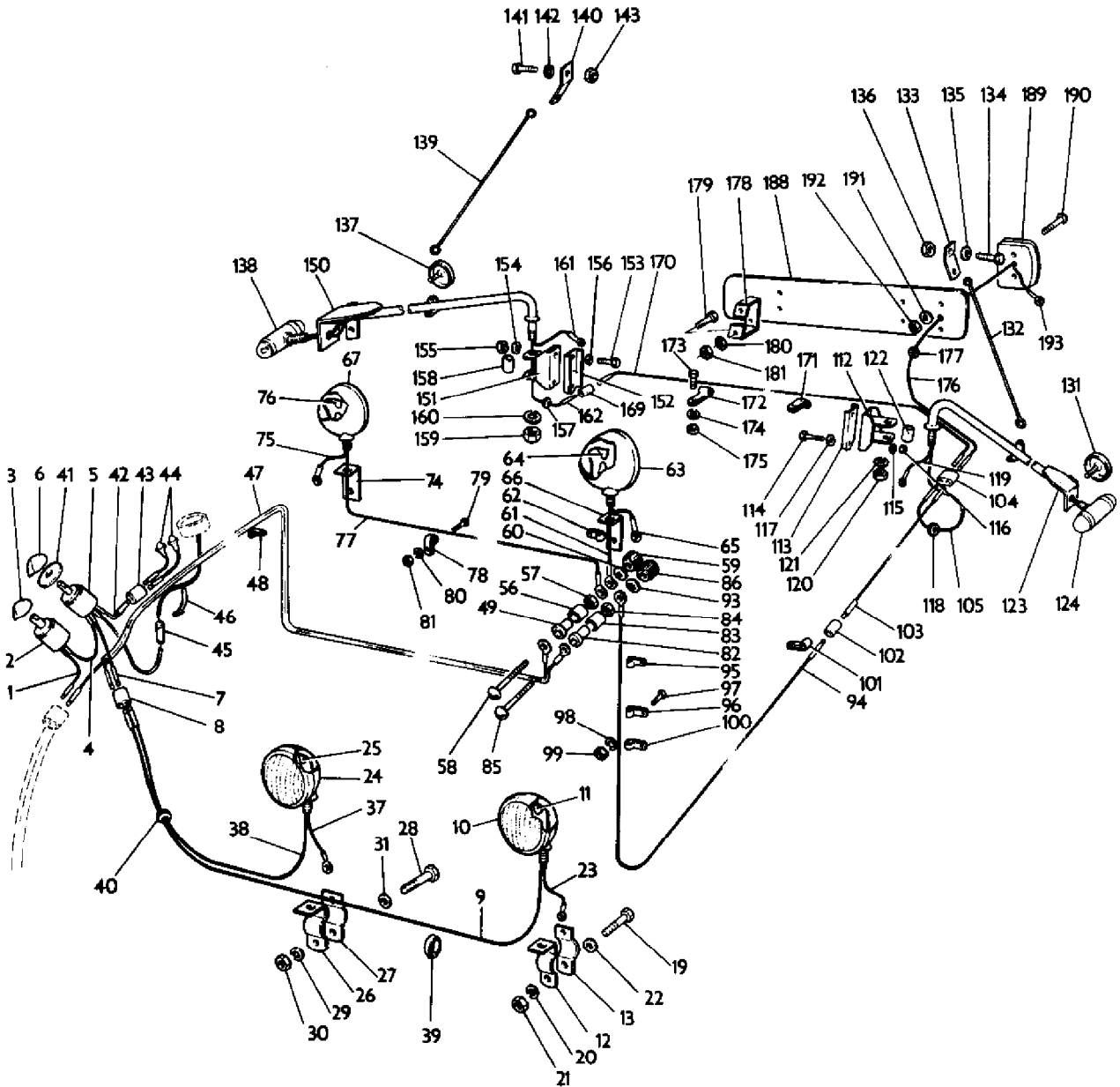
(B)

TABLE 10'

(C)

TABLE 12' AND 14'

CPO.4234



AGCO Corporation
Parts List Report

Massey Ferguson (Europe)

MF 500 COMBINE

Page 92 - FIELD AND ROAD LIGHTING EQUIPMENT - U.K. ONLY

Item	Part Number	Qty	Part Description	Comments
1	785383M1	1	Wire	(D, E)
2	785412M1	1	Switch	(D, E)
3	882284M1	1	Knob	(D, E)
4	785382M1	1	Wire	(D, E)
5	785412M1	1	Switch	(D, E)
6	882284M1	1	Knob	(D, E)
7	785383M1	1	Wire	(D, E)
8	850641	1	Connector	(A, D, E)
9	785331M1	1	Wire	(D, E)
10	54052536	1	Headlamp	(A, D, E) Left Hand
11	188818	2	Terminal	(A, D, E)
12	629313M1	1	Bracket	(D, E)
13	629309M1	1	Clamp	(D, E)
19	353538X1	2	Screw Unf	(D, E)
20	353434X1	2	Lock Washer	(D, E)
21	353431X1	2	Nut Unf	(D, E)
22	353756X1	1	Washer	(D, E)
23	785319M1	1	Wire	(D, E)
24	54052535	1	Headlamp	(A, D, E) Right Hand
25	188818	2	Terminal	(A, D, E)
26	629313M1	1	Bracket	(D, E)
27	629309M1	1	Clamp	(D, E)
28	353538X1	2	Screw Unf	(D, E)
29	353434X1	2	Lock Washer	(D, E)
30	353431X1	2	Nut Unf	(D, E)
31	353756X1	1	Washer	(D, E)
37	785319M1	1	Wire	(D, E)
38	785318M1	1	Wire	(D, E)
39	625837M1	5	Clip	(D, E)
40	1802813M1	1	Grommet	(D, E)
41	785245M1	1	Plate	(D, E)
42	785345M1	1	Wire	(D, E)
43	850641	1	Connector	(A, D, E)
44	785320M91	2	Lamp	(D, E)
45	785315M91	1	Fuse	(D, E)
46	793550M1	3	Clip	(D, E)
47	785459M1	1	Wire	(D, E)

48	360031X1	2	Clip	(D, E)
49	785258M1	1	Block	(D, E)
56	785249M1	1	Block	(D, E)
57	785427M1	1	Nut	(D, E)
58	785428M1	1	Screw	(D, E)
59	785429M1	1	Knob	(D, E)
60	22427X	1	Lock Washer	(D, E)
61	785333M1	1	Wire	(D, E)
				Left Hand
62	360031X1	2	Clip	(D, E)
63	54052535	1	Headlamp	(A, D, E)
				Left Hand
64	188818	2	Terminal	(A, D, E)
65	785319M1	1	Wire	(D, E)
66	791190M1	1	Bracket	(D, E)
67	54052536	1	Headlamp	(A, D, E)
				Right Hand
74	791190M1	1	Bracket	(D, E)
75	785319M1	1	Wire	(D, E)
76	188818	2	Terminal	(D, E)
77	785329M1	1	Wire	(D, E)
				Right Hand
78	1602229M1	4	Clip	(D, E)
79	355124X1	4	Screw Unc	(D, E)
80	353445X1	4	Lock Washer	(D, E)
81	354120X1	4	Nut	(D, E)
82	785248M1	1	Block	(D, E)
83	785249M1	1	Block	(D, E)
84	785427M1	1	Nut	(D, E)
85	785428M1	1	Screw	(D, E)
86	785429M1	1	Knob	(D, E)
93	22427X	1	Lock Washer	(D, E)
94	785419M1	1	Wire	(D, E)
95	360031X1	1	Clip	(D, E)
96	360031X1	1	Clip	(D, E)
97	353517X1	1	Screw Unf	(D, E)
98	353446X1	1	Lock Washer	(D, E)
99	353916X1	1	Nut Unf	(D, E)
100	360031X1	5	Clip	(D, E)
101	623605M1	2	Clip	(D, E)
102	900288	1	Connector	(A, D, E)
103	786620M1	1	Wire	(D, E)
104	850641	1	Connector	(A, D, E)
105	786621M1	1	Wire	(D)
105	786622M1	1	Wire	(E)
112	785418M91	1	Bracket	(D, E)

				Left Hand
113	785454M1	1	Angle	(D, E)
				Left Hand
114	353517X1	2	Screw Unf	(B, D, E)
114	353518X1	2	Screw Unf	(C, D, E)
115	353446X1	2	Lock Washer	(D, E)
116	353916X1	2	Nut Unf	(D, E)
117	355618X1	1	Washer	(C, D, E)
118	1800028M1	1	Grommet	(C, D, E)
119	786623M1	1	Wire	(D)
119	785401M1	1	Wire	(E)
120	353437X1	1	Nut Unf	(D, E)
121	353439X1	1	Lock Washer	(D, E)
122	786645M1	1	Spacer	(D, E)
123	785390M91	1	Arm	(D)
				Left Hand
123	785391M91	1	Arm	(E)
				Left Hand
124	54057020	1	Lamp	(A, D, E)
				Left Hand
131	575355	1	Reflector	(A, D, E)
				Left Hand
132	794376M1	1	Rod	(D, E)
133	794375M1	1	Bracket	(D, E)
134	353515X1	1	Screw Unf	(D, E)
135	353755X1	1	Washer	(D, E)
136	353916X1	1	Nut Unf	(D, E)
137	575355	1	Reflector	(B, D, E)
				Right Hand
138	54057020	1	Lamp	(A, D, E)
				Right Hand
139	794376M1	1	Rod	(D, E)
140	794375M1	1	Bracket	(D, E)
141	353515X1	1	Screw Unf	(D, E)
142	353755X1	1	Washer	(D, E)
143	353916X1	1	Nut Unf	(D, E)
150	785392M91	1	Arm	(D)
				Right Hand
150	785393M91	1	Arm	(E)
				Right Hand
151	785418M91	1	Bracket	(D, E)
				Right Hand
152	785453M1	1	Stiffener	(D, E)
				Right Hand
153	353517X1	2	Screw Unf	(B, D, E)
153	353518X1	2	Screw Unf	(C, D, E)

154	353446X1	2	Lock Washer	(D, E)
155	353916X1	2	Nut Unf	(D, E)
156	355618X1	1	Washer	(D, E)
157	1800028M1	1	Grommet	(D, E)
158	786645M1	1	Spacer	(D, E)
159	353437X1	1	Nut Unf	(D, E)
160	353439X1	1	Lock Washer	(D, E)
161	786623M1	1	Wire	(D)
161	785401M1	1	Wire	(E)
162	786621M1	1	Wire	(D)
162	786622M1	1	Wire	(E)
169	900288	1	Connector	(A, D, E)
170	786625M1	1	Wire	(D, E)
171	884619M1	5	Clip	(D, E)
172	360031X1	2	Clip	(D, E)
173	353517X1	2	Screw Unf	(D, E)
174	353446X1	2	Lock Washer	(D, E)
175	353916X1	2	Nut Unf	(D, E)
176	786624M1	1	Wire	(D, E)
177	1800028M1	1	Grommet	(D, E)
178	902837M2	2	Bracket	(D, E)
179	353518X1	4	Screw Unf	(D, E)
180	353755X1	4	Washer	(D, E)
181	353916X1	4	Nut Unf	(D, E)
188	785426M1	1	Plate	(D, E)
189	785411M91	1	Light	(D, E)
190	354198X1	6	Screw Unc	(D, E)
191	22427X	6	Lock Washer	(D, E)
192	354120X1	6	Nut	(D, E)
193	785449M1	1	Wire	(D, E)

(A)

SUPPLIED BY MESSRS J. LUCAS LTD.

(B)

USED WHEN CASCADE IS NOT FITTED

(C)

USED WHEN CASCADE IS FITTED

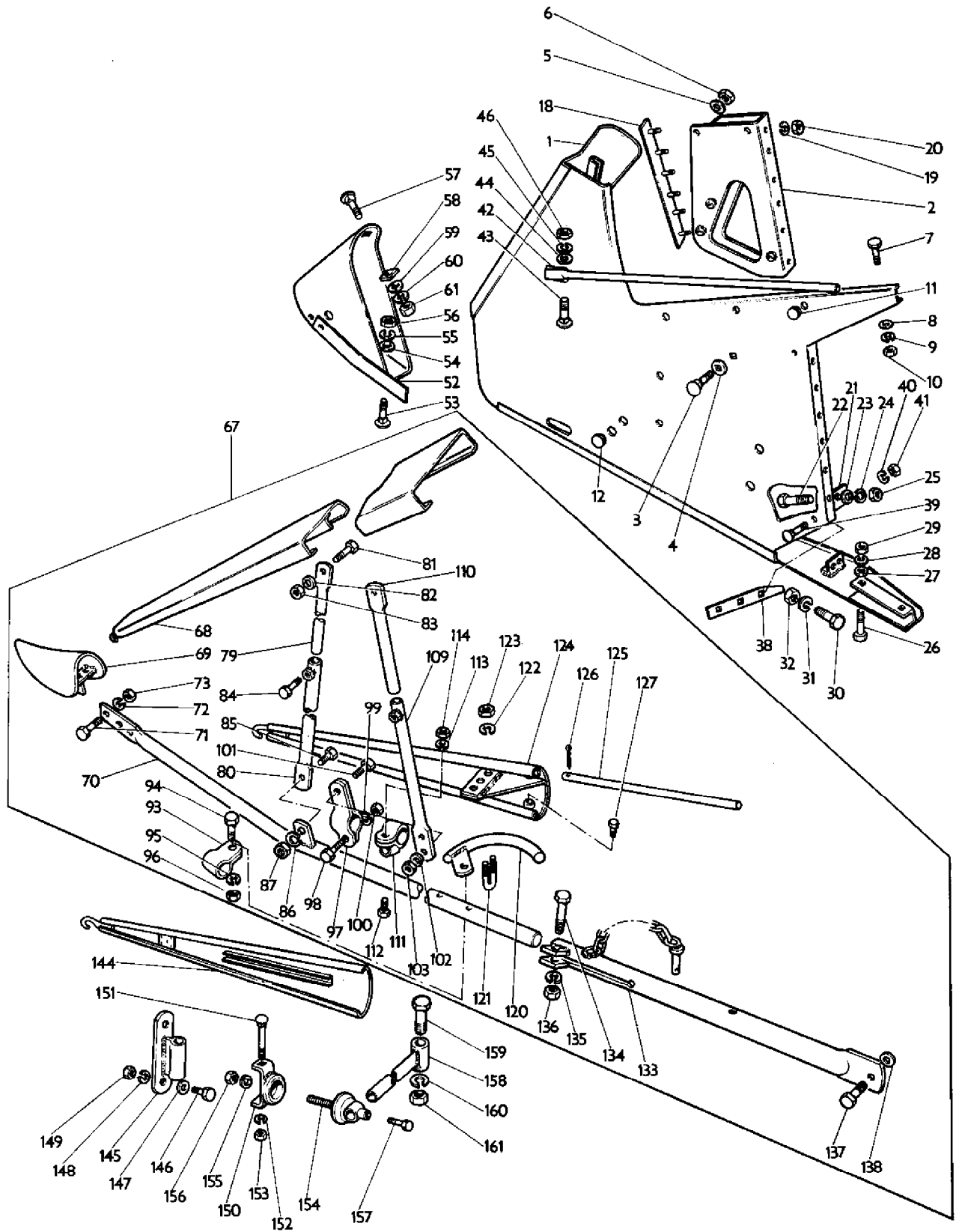
(D)

10'

(E)

12' AND 14'

CPO.1630



AGCO Corporation
Parts List Report

Massey Ferguson (Europe)
MF 500 COMBINE
Page 99 - GRAIN DIVIDER R.H. - GRAIN

Item	Part Number	Qty	Part Description	Comments
				GRAIN
1	793106M91	1	Divider	
2	793094M92	1	Bearer	
3	353825X1	2	Bolt Unf	
4	793757M1	2	Washer	
5	353432X1	2	Lock Washer	
6	353428X1	2	Nut Unf	
7	353516X1	3	Screw Unf	
8	353755X1	3	Washer	
9	353446X1	3	Lock Washer	
10	353916X1	3	Nut Unf	
11	793491M1	5	Grommet	(A) RIGHT
12	793115M1	2	Plug	(A)
18	794929M91	1	Attachment	
19	353446X1	5	Lock Washer	
20	353916X1	5	Nut Unf	
21	790689M1	1	Spacer	
22	353519X1	1	Screw Unf	
23	353755X1	1	Washer	
24	353446X1	1	Lock Washer	
25	353916X1	1	Nut Unf	
26	353519X1	2	Screw Unf	
27	353755X1	2	Washer	
28	353446X1	2	Lock Washer	
29	353916X1	2	Nut Unf	
30	353522X1	1	Bolt Unf	
31	353446X1	1	Lock Washer	
32	353916X1	1	Nut Unf	
38	793907M1	1	Shield	
39	359998X1	3	Bolt Unf	
40	353446X1	3	Lock Washer	
41	353916X1	3	Nut Unf	
42	404461M91	1	Fender	
43	353793X1	2	Bolt Unf	
44	353755X1	2	Washer	
45	353446X1	2	Lock Washer	
46	353916X1	2	Nut Unf	
52	791441M91	1	Divider	

53	353792X1	1	Bolt Unf	
54	353755X1	1	Washer	
55	353446X1	1	Lock Washer	
56	353916X1	1	Nut Unf	
57	353792X1	1	Bolt Unf	
58	376818X1	1	Washer	
59	353755X1	1	Washer	
60	353446X1	1	Lock Washer	
61	353916X1	1	Nut Unf	
67	790690M91	1	Extension	(B)
68	404473M91	2	Cone	
69	404468M91	1	Shoe	
70	790693M91	1	Tubing	
71	353520X1	2	Bolt Unf	
72	353446X1	2	Lock Washer	
73	353916X1	2	Nut Unf	
79	790697M1	1	Tube	
80	790696M91	1	Tube	
81	353559X1	2	Screw Unf	
82	353432X1	2	Lock Washer	
83	353426X1	2	Nut Unf	
84	353562X1	2	Screw Unf	
85	353560X1	1	Screw Unf	
86	353432X1	1	Lock Washer	
87	353426X1	1	Nut Unf	
93	790710M1	1	Clamp	
94	353563X1	1	Bolt Unf	
95	353432X1	1	Lock Washer	
96	353426X1	1	Nut Unf	
97	790709M91	1	Clamp	
98	353562X1	1	Screw Unf	
99	353432X1	1	Lock Washer	
100	353426X1	1	Nut Unf	
101	353563X1	1	Bolt Unf	
102	353432X1	1	Lock Washer	
103	353426X1	1	Nut Unf	
109	790698M91	1	Tube	
110	790699M1	1	Tube	
111	790695M91	1	Clamp	
112	353562X1	1	Screw Unf	
113	353432X1	1	Lock Washer	
114	353426X1	1	Nut Unf	
120	790711M91	1	Adjuster	
121	790712M1	1	U Bolt	
122	353434X1	2	Lock Washer	
123	353431X1	2	Nut Unf	

124	790691M91	1	Segment	
125	790708M1	2	Rod	
126	354048X1	3	Pin	
127	353515X1	2	Screw Unf	
133	790692M91	1	Tube	
134	353567X1	1	Bolt Unf	
135	353432X1	1	Lock Washer	
136	353426X1	1	Nut Unf	
137	790694M1	1	Bolt	
138	791433M2	1	Washer	
144	404631M91	1	Cone	(C)
145	791520M91	1	Plate	(C)
146	353519X1	1	Screw Unf	(C)
147	353755X1	1	Washer	(C)
148	353446X1	1	Lock Washer	(C)
149	353916X1	1	Nut Unf	(C)
150	791517M91	1	Plate	(C)
151	353823X1	1	Bolt	(C)
152	353434X1	1	Lock Washer	(C)
153	353431X1	1	Nut Unf	(C)
154	791516M91	1	Disc	(C)
155	353434X1	1	Lock Washer	(C)
156	353431X1	1	Nut Unf	(C)
157	353562X1	1	Screw Unf	(C)
158	404642M91	1	Tube	(C)
159	353546X1	1	Screw	(C)
160	353434X1	1	Lock Washer	(C)
161	353431X1	1	Nut Unf	(C)

(A)

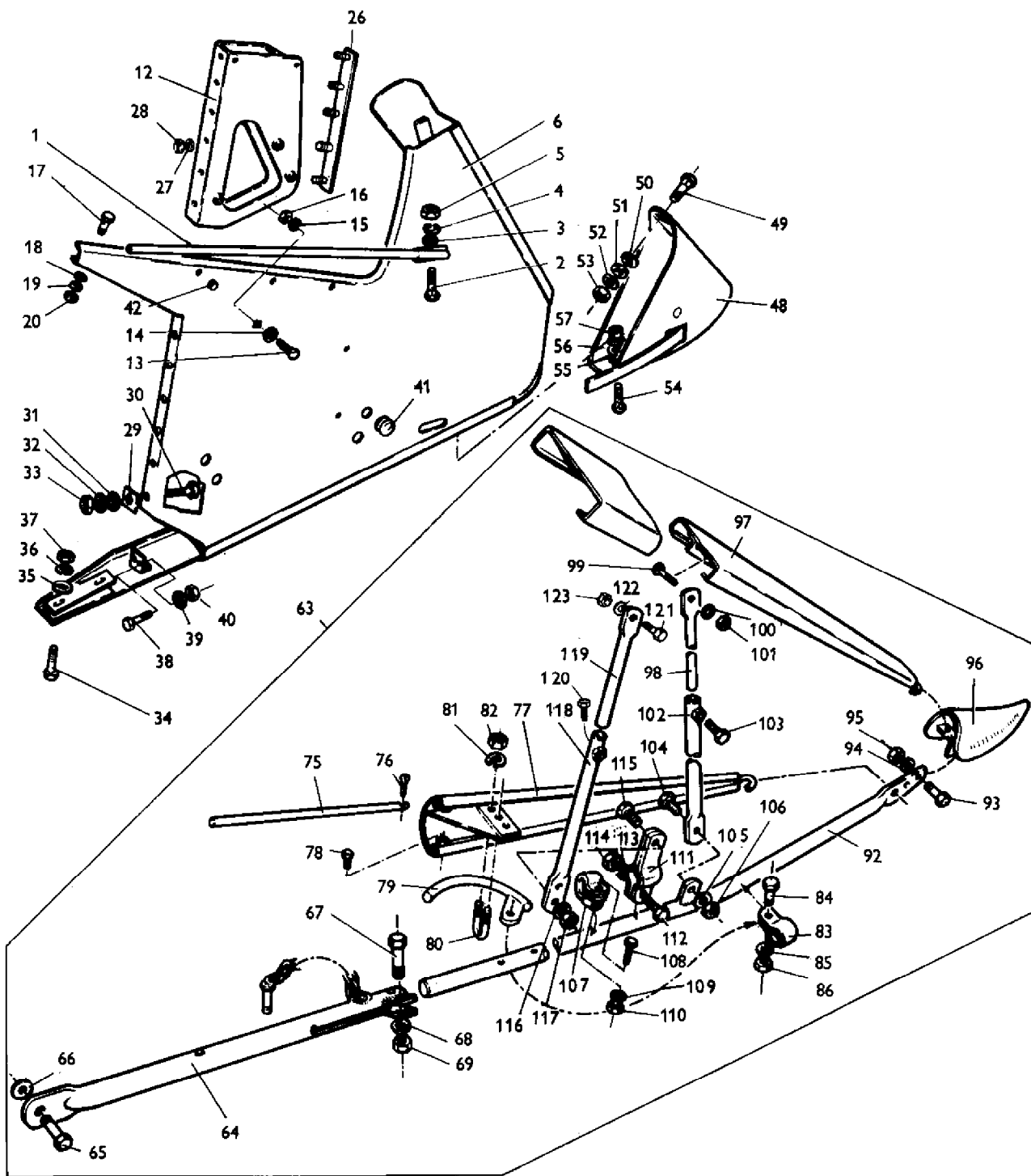
REQUIRED WHEN LIGHTING EQUIPMENT IS NOT
FITTED

(B)

INCLUDING IN KIT MC1149730 WITH 790730M91 L.H.

(C)

CPO.1631



AGCO Corporation
Parts List Report

Massey Ferguson (Europe)
MF 500 COMBINE
Page 104 - GRAIN DIVIDER L.H. - GRAIN

Item	Part Number	Qty	Part Description	Comments
				GRAIN Left Hand
1	404562M91	1	Fender	
2	353793X1	2	Bolt Unf	
3	353755X1	2	Washer	
4	353446X1	2	Lock Washer	
5	353916X1	2	Nut Unf	
6	793104M92	1	Divider	
12	793096M92	1	Bearer	
13	353825X1	2	Bolt Unf	
14	793757M1	2	Washer	
15	353432X1	2	Lock Washer	
16	353428X1	2	Nut Unf	
17	353516X1	3	Screw Unf	
18	353755X1	3	Washer	
19	353446X1	3	Lock Washer	
20	353916X1	3	Nut Unf	
26	794929M91	1	Attachment	
27	353446X1	5	Lock Washer	
28	353916X1	5	Nut Unf	
29	790689M1	1	Spacer	
30	353519X1	1	Screw Unf	
31	353755X1	1	Washer	
32	353446X1	1	Lock Washer	
33	353916X1	1	Nut Unf	
34	353519X1	2	Screw Unf	
35	353755X1	2	Washer	
36	353446X1	2	Lock Washer	
37	353916X1	2	Nut Unf	
38	353522X1	2	Bolt Unf	
39	353446X1	2	Lock Washer	
40	353916X1	2	Nut Unf	
41	793115M1	2	Plug	(A)
42	793491M1	5	Grommet	(A)
48	791440M91	1	Divider	
49	353792X1	1	Bolt Unf	
50	353818X1	1	Bolt Unf	
51	353755X1	1	Washer	
52	353446X1	1	Lock Washer	

53	353916X1	1	Nut Unf	
54	353792X1	1	Bolt Unf	
55	353755X1	1	Washer	
56	353446X1	1	Lock Washer	
57	353916X1	1	Nut Unf	
63	790730M91	1	Extension	(B)
64	790692M91	1	Tube	
65	790694M1	1	Bolt	
66	791433M2	1	Washer	
67	353567X1	1	Bolt Unf	
68	353432X1	1	Lock Washer	
69	353426X1	1	Nut Unf	
75	790708M1	1	Rod	
76	354048X1	3	Pin	
77	790733M91	3	Cone	
78	353515X1	2	Screw Unf	
79	790711M91	1	Adjuster	
80	790712M1	1	U Bolt	
81	353434X1	2	Lock Washer	
82	353431X1	2	Nut Unf	
83	790710M1	1	Clamp	
84	353563X1	1	Bolt Unf	
85	353432X1	1	Lock Washer	
86	353426X1	1	Nut Unf	
92	790731M91	1	Tube Assy	Left Hand
93	353520X1	2	Bolt Unf	
94	353446X1	2	Lock Washer	
95	353916X1	2	Nut Unf	
96	404468M91	1	Shoe	
97	404473M91	2	Cone	
98	790697M1	1	Tube	
99	353559X1	1	Screw Unf	
100	353432X1	1	Lock Washer	
101	353426X1	1	Nut Unf	
102	790696M91	1	Tube	
103	353562X1	1	Screw Unf	
104	353560X1	1	Screw Unf	
105	353432X1	1	Lock Washer	
106	353426X1	1	Nut Unf	
107	790732M91	1	Clamp	
108	353562X1	1	Screw Unf	
109	353432X1	1	Lock Washer	
110	353426X1	1	Nut Unf	
111	790709M91	1	Clamp	
112	353562X1	1	Screw Unf	
113	353432X1	1	Lock Washer	

114	353426X1	1	Nut Unf
115	353563X1	1	Bolt Unf
116	353432X1	1	Lock Washer
117	353426X1	1	Nut Unf
118	790698M91	1	Tube
119	790699M1	1	Tube
120	353562X1	1	Screw Unf
121	353559X1	1	Screw Unf
122	353432X1	1	Lock Washer
123	353426X1	1	Nut Unf

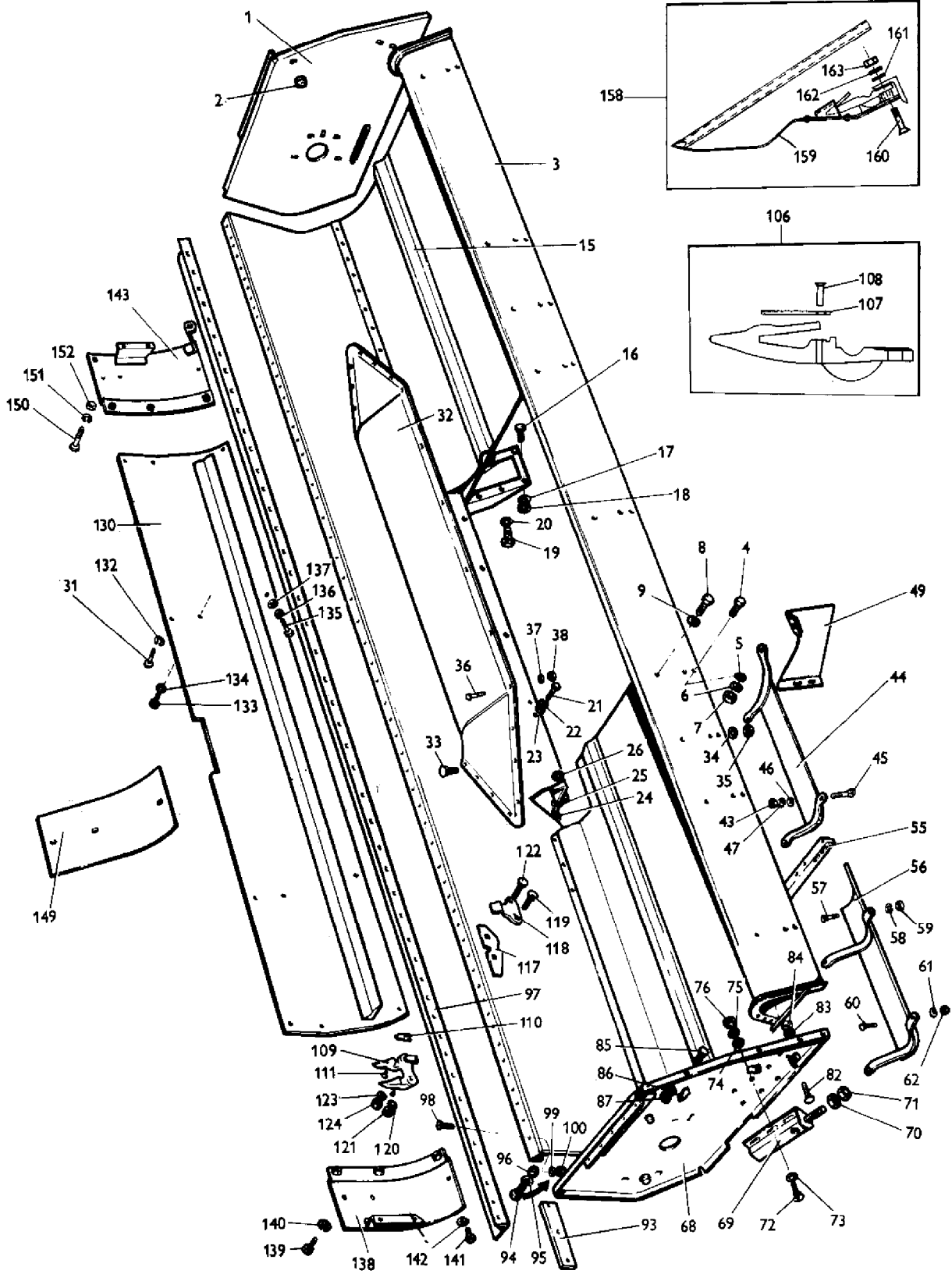
(A)

REQUIRED WHEN LIGHTING EQUIPMENT IS NOT
FITTED

(B)

INCLUDED IN KIT MC1 149730 TOGETHER WITH
790690M91 R.H.

CPO.1632/1



AGCO Corporation
Parts List Report

Massey Ferguson (Europe)
MF 500 COMBINE
Page 108 - TABLE

Item	Part Number	Qty	Part Description	Comments
1	790735M91	1	Table	
2	793496M1	2	Plug	
3	790662M93	1	Windscreen	(A) 10'
3	790661M93	1	Windscreen	(C) 12'
3	790660M93	1	Windscreen	(A) 14'
3	790659M93	1	Windscreen	(A) 16'
3	796394M91	1	Windscreen	(B) 10'
3	796395M91	1	Bearer	(D) 12'
3	796396M91	1	Windscreen	(B) 14'
3	796390M91	1	Windscreen	(B) 16'
4	353516X1	X	Screw Unf	
5	353755X1	X	Washer	
6	353446X1	X	Lock Washer	
7	353916X1	X	Nut Unf	
8	353516X1	X	Screw Unf	
9	353446X1	X	Lock Washer	
15	227536M92	1	Panel	10'
15	227537M92	1	Bottom	12'
15	227538M92	1	Bottom	14'
15	227539M92	1	Bottom	16'
16	353517X1	4	Screw Unf	
17	353446X1	4	Lock Washer	
18	353916X1	4	Nut Unf	
19	353521X1	2	Bolt Unf	
20	353446X1	2	Lock Washer	
21	353516X1	8	Screw Unf	
22	353446X1	8	Lock Washer	
23	353916X1	8	Nut Unf	
24	353796X1	4	Bolt Unf	
25	353446X1	4	Lock Washer	
26	353916X1	4	Nut Unf	
32	227487M91	1	Cone	
33	359998X1	X	Bolt Unf	
34	353446X1	X	Lock Washer	
35	353916X1	X	Nut Unf	
36	353792X1	X	Bolt Unf	
37	353446X1	X	Lock Washer	
38	353916X1	X	Nut Unf	
44	795245M91	1	Shield	(G) 10'

44	795246M91	1	Shield	(G) 12'
44	795247M91	1	Shield	(G) 14', 16'
45	353792X1	X	Bolt Unf	
46	353755X1	X	Washer	
47	353446X1	X	Lock Washer	
48	353916X1	X	Nut Unf	
49	795248M1	1	Protector	(G)
55	227512M1	1	Bracket	
56	230915M91	1	Shield	10'
56	230916M91	1	Shield	12'
56	230917M91	1	Shield	14', 16'
57	353998X1	X	Screw	
58	353446X1	X	Lock Washer	
59	353916X1	X	Nut Unf	
60	353794X1	X	Bolt Unf	
61	353446X1	X	Lock Washer	
62	353916X1	X	Nut Unf	
68	790641M92	1	Table	(A)
68	796386M91	1	Table	(B)
				LEFT
69	790643M93	1	Bearer	
70	355566X1	1	Nut Unc	
71	375109X1	1	Nut Unc	
72	353792X1	6	Bolt Unf	
73	376818X1	6	Washer	
74	353755X1	6	Washer	
75	353446X1	6	Lock Washer	
76	353916X1	6	Nut Unf	
82	353793X1	1	Bolt Unf	
83	353446X1	1	Lock Washer	
84	353916X1	1	Nut Unf	
85	353792X1	X	Bolt Unf	
86	353446X1	X	Lock Washer	
87	353916X1	X	Nut Unf	
93	230484M1	1	Plate	
94	793190M1	2	Bolt	
95	353432X1	2	Lock Washer	10'
96	353426X1	2	Nut Unf	10'
97	227571M1	1	Bar	10'
97	227572M1	1	Bar	12'
97	227573M1	1	Bar	14'
97	227574M1	1	Bar	16'
98	353794X1	X	Bolt Unf	
99	353446X1	X	Lock Washer	
100	353916X1	X	Nut Unf	
106	791291M91	1	Guard	

107	206280M1	2	Plate	
108	340601X1	2	Rivet	
109	640590M91	19	Finger	10'
109	650590M91	23	Knife	12'
109	640590M91	27	Finger	14'
109	640590M91	31	Finger	16'
110	206280M1	X	Plate	
111	340601X1	X	Rivet	
117	206196M1	9	Guide	10'
117	206196M1	11	Guide	12'
117	206196M1	13	Guide	14'
117	206196M1	15	Guide	16'
118	206195M1	9	Clip	10'
118	206195M1	11	Clip	12'
118	206195M1	13	Clip	14'
118	206195M1	15	Clip	16'
119	353813X1	X	Bolt Unf	
120	353771X1	X	Washer	
121	353431X1	X	Nut Unf	
122	353810X1	X	Bolt Unf	
123	353771X1	X	Washer	
124	353441X1	X	Lock Washer	
130	230446M91	1	Shoe	(E)
131	793191M1	X	Bolt	
132	353432X1	X	Lock Washer	
133	793190M1	X	Bolt	
134	353432X1	X	Lock Washer	
135	353559X1	X	Screw Unf	
136	353432X1	2	Lock Washer	
137	353757X1	2	Washer	
138	791624M91	1	Plate	(H) 10' Left Hand
138	227462M91	1	Plate	(H) 12' Left Hand
138	227483M91	1	Plate	(H) 14', 16' Left Hand
139	793191M1	X	Bolt	
140	353432X1	X	Lock Washer	
141	353559X1	2	Screw Unf	
142	353432X1	2	Lock Washer	
143	791623M91	1	Shoe	(H) 10' Right Hand
143	227461M91	1	Shoe	(H) 12' Right Hand
143	227482M91	1	Shoe	(H) 14' Right Hand

143	227499M91	1	Shoe	(H) 16' Right Hand
149	227486M1	1	Plate	(E, F) 12', 14', 16'
150	793190M1	2	Bolt	(F)
151	353432X1	2	Lock Washer	(F)
152	353426X1	2	Nut Unf	(F)
158	785220M91	X	Ear Lifter	
159		1	Ear Lifter	Not Serviced, Order 785220M91
160	355119X1	1	Screw Unc	
161	353756X1	1	Washer	
162	353434X1	1	Lock Washer	
163	355566X1	1	Nut Unc	

(A)
Up to Serial or Engine Number 4479

(B)
From Serial or Engine Number 4480

(C)
Up to Serial or Engine Number 4318

(D)
From Serial or Engine Number 4319

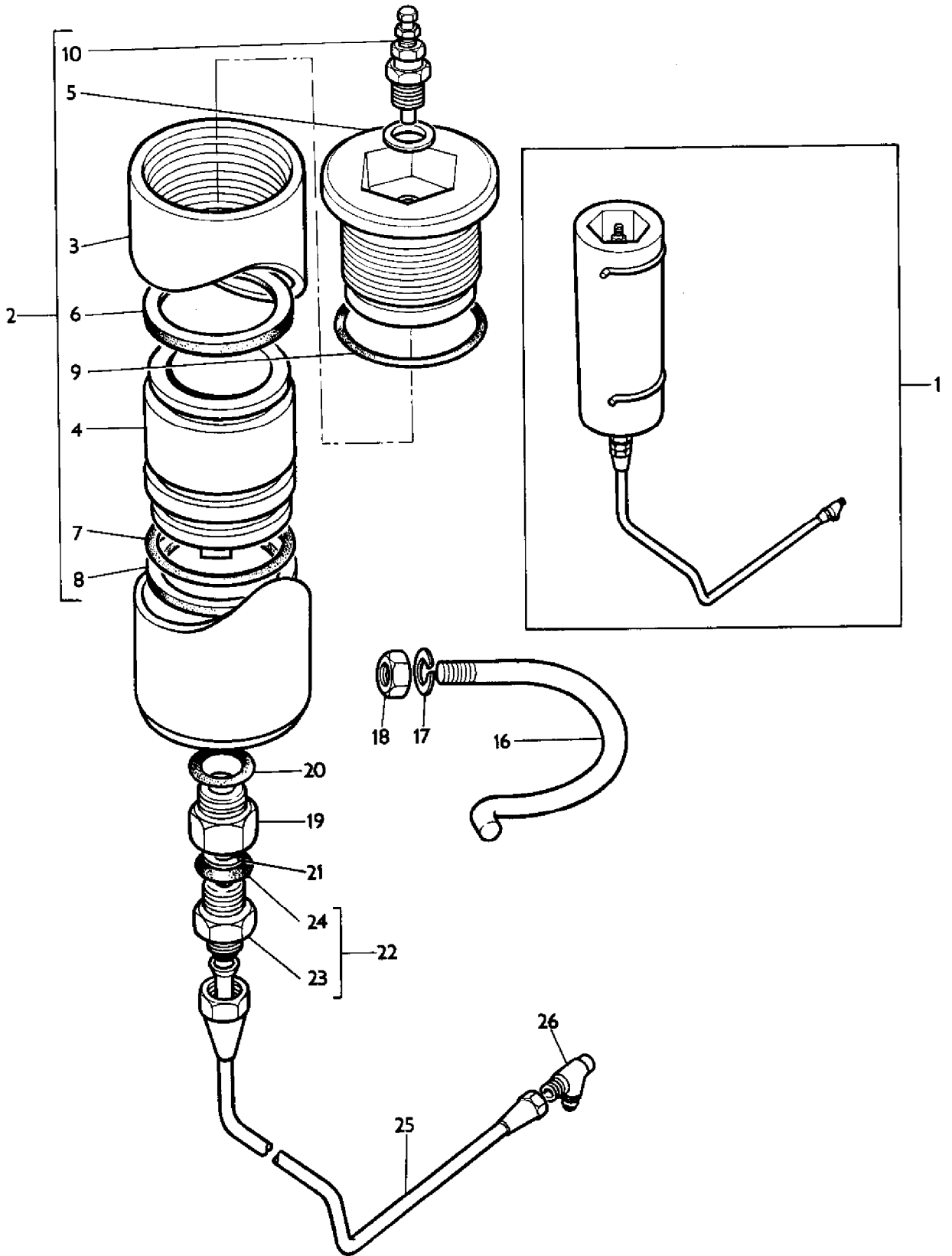
(E)
NOT REQUIRED WHEN AUTOMATIC TABLE HEIGHT CONTROL IS FITTED

(F)
NOT REQUIRED WHEN MACHINE IS FITTED FOR ROCKY TERRAIN

(G)
From Serial or Engine Number 3914

(H)
FOR USE ON ROCKY TERRAIN

CPO.2131/1



AGCO Corporation
Parts List Report

Massey Ferguson (Europe)

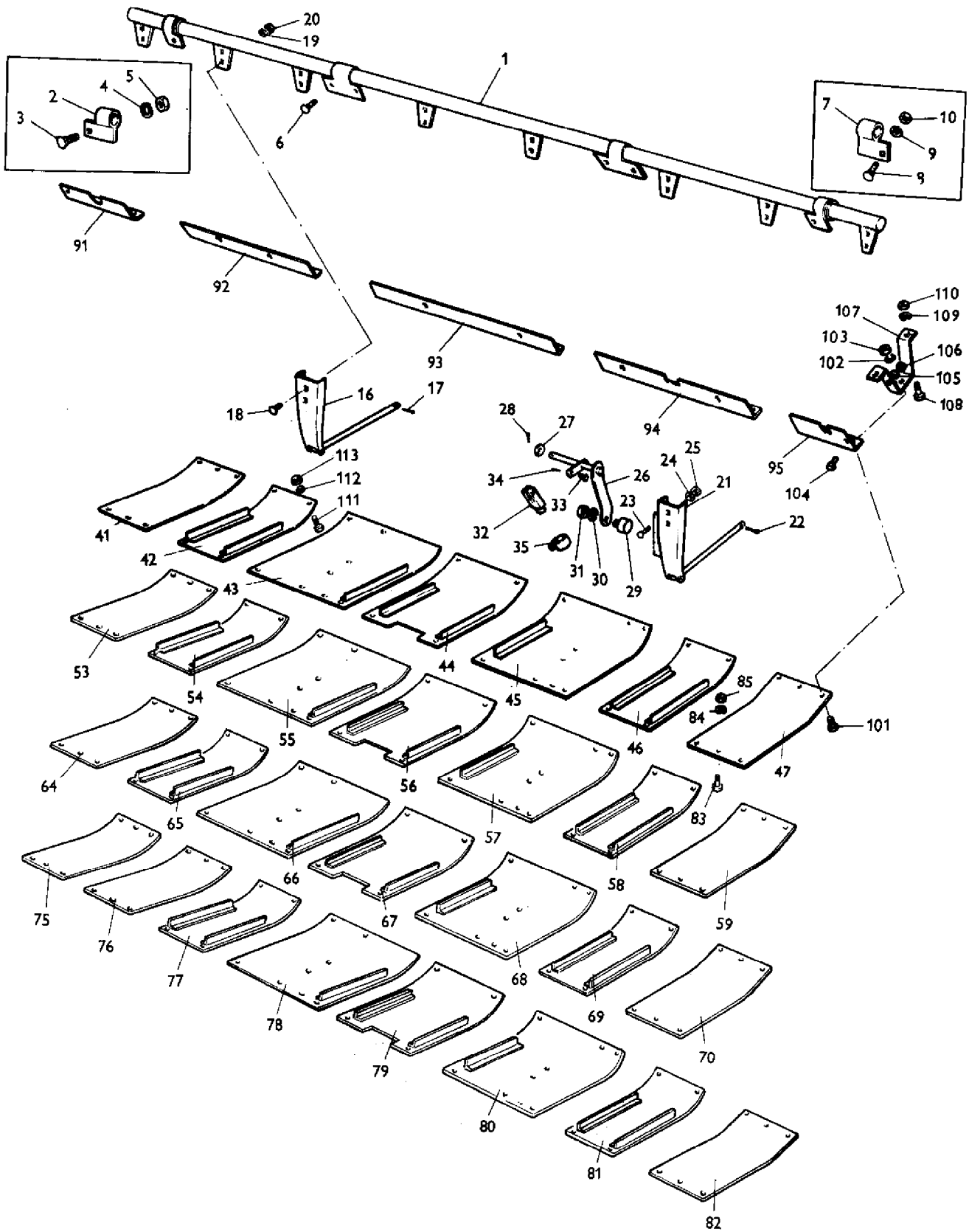
MF 500 COMBINE

Page 115 - TABLE LIFT HYDRAULIC FLOTATION KIT

Item	Part Number	Qty	Part Description	Comments
1	785321M91	1	Kit, Hydr. Pump	
2	1884613M91	1	Accumulator	
3		1		Not Serviced, Order 1884613M91
4		1		Not Serviced, Order 1884613M91
5		1		Not Serviced, Order 1884613M91
6	1401174M1	1	Seal	
7	1752167M1	1	Ring	
8	1401174M1	1	Seal	
9	1506223M1	1	O Ring	
10	1885360M91	1	Valve	
16	785326M1	1	Clamp	
17	353446X1	2	Lock Washer	
18	353916X1	2	Nut Unf	
19	785328M1	1	Housing	
20	1882958M1	1	O Ring	
21	1508876M1	1	Restrictor	(A)
22	360202X1	1	Union	
23		1	Connector	Not Serviced, Order 360202X1
24	1852568M1	1	O Ring	
25	785324M91	1	Tube	
25	355829X1	1	Teepiece	(A)
				USED ONLY WHEN MACHINE IS FITTED WITH AUTOMATIC TABLE HEIGHT CONTROL

SENSING FINGERS

CPO.1633



AGCO Corporation
Parts List Report

Massey Ferguson (Europe)
MF 500 COMBINE
Page 116 - SENSING FINGERS - 10'

Item	Part Number	Qty	Part Description	Comments
				10'
				12'
				14'
				16'
1	795586M91	1	Clevis Pin	10'
1	795588M91	1	Clevis Pin	12'
1	796148M91	1	Clevis Pin	14'
1	796149M91	1	Clevis Pin	16'
2	795624M91	1	Bearing	10'
				RIGHT
3	793190M1	1	Bolt	10'
4	353432X1	1	Lock Washer	10'
5	353426X1	1	Nut Unf	10'
6	793191M1	24	Bolt	10'
				12'
				14'
6	793191M1	26	Bolt	16'
7	795616M91	1	Bearing	10'
				LEFT
8	793190M1	1	Bolt	10'
9	353432X1	1	Lock Washer	10'
10	353426X1	1	Nut Unf	10'
16	795584M91	5	Finger	10'
16	795584M91	7	Finger	12'
				14'
16	795584M91	8	Finger	16'
17	354087X1	5	Pin	10'
17	354087X1	7	Pin	12'
				14'
17	354087X1	8	Pin	16'
18	353825X1	10	Bolt Unf	10'
18	353825X1	14	Bolt Unf	12'
				14'
18	353825X1	16	Bolt Unf	16'
19	353432X1	10	Lock Washer	10'
19	353432X1	14	Lock Washer	12'
				14'
19	353432X1	16	Lock Washer	16'
20	353428X1	10	Nut Unf	10'

20	353428X1	14	Nut Unf	12'
				14'
20	353428X1	16	Nut Unf	16'
21	795585M91	1	Finger	10'
				12'
				14'
				16'
22	354087X1	1	Pin	10'
				12'
				14'
				16'
23	353825X1	1	Bolt Unf	10'
				12'
				14'
				16'
24	353432X1	1	Lock Washer	10'
				12'
				14'
				16'
25	353428X1	1	Nut Unf	10'
				12'
				14'
				16'
26	795606M91	1	Crank	(A)
				10'
				12'
				14'
				16'
26	785241M91	1	Crank	(B)
				10'
				12'
				14'
				16'
27	796459M1	1	Washer	10'
				12'
				14'
				16'
28	354059X1	1	Pin	10'
				12'
				14'
				16'
29	795643M1	1	Follower	10'
				12'
				14'
				16'
30	353432X1	1	Lock Washer	10'

				12'
				14'
				16'
31	353426X1	1	Nut Unf	10'
				12'
				14'
				16'
32	796788M1	1	Yoke	10'
				12'
				14'
				16'
33	361291X1	1	Pin	10'
				12'
				14'
				16'
34	354039X1	1	Cotter	10'
				12'
				14'
				16'
35	1803495M1	1	Clamp	10'
				12'
				14'
				16'
41	796237M1	1	Plate	10'
				RIGHT
42	796253M91	1	Shoe	10'
				RIGHT
43	796252M91	1	Shoe	10'
				RIGHT
44	796250M91	1	Shoe	10'
45	796268M91	1	Shoe	10'
				LEFT
46	796253M91	1	Shoe	10'
				LEFT
47	796238M1	1	Shoe	10'
				LEFT
53	796245M1	1	Shoe	12'
				RIGHT
54	796253M91	1	Shoe	12'
				RIGHT
55	796252M91	1	Shoe	12'
				RIGHT
56	796249M91	1	Shoe	12'
57	796268M91	1	Shoe	12'
				LEFT
58	796253M91	1	Shoe	12'

				LEFT
59	796245M1	1	Shoe	12'
				LEFT
64	796252M91	1	Shoe	14'
				RIGHT
65	796250M91	1	Shoe	14'
				RIGHT
66	796252M91	1	Shoe	14'
				RIGHT
67	796249M91	1	Shoe	14'
68	796268M91	1	Shoe	14'
				LEFT
69	796250M91	1	Shoe	14'
				LEFT
70	796259M91	1	Shoe	14'
				LEFT
75	796252M91	1	Shoe	16'
				RIGHT
76	796254M91	1	Shoe	16'
				RIGHT
77	796250M91	1	Shoe	16'
				RIGHT
78	796252M91	1	Shoe	16'
				RIGHT
79	796249M91	1	Shoe	16'
				LEFT
80	796268M91	1	Shoe	16'
				LEFT
81	796250M91	1	Shoe	16'
				LEFT
82	796259M91	1	Shoe	16'
				LEFT
83	793190M1	10	Bolt	10'
83	793190M1	14	Bolt	12'
				14'
83	793190M1	15	Bolt	16'
84	353432X1	10	Lock Washer	10'
84	353432X1	14	Lock Washer	12'
				14'
84	353432X1	15	Lock Washer	16'
85	353426X1	10	Nut Unf	10'
85	353426X1	14	Nut Unf	12'
				14'
85	353426X1	15	Nut Unf	16'
91	796227M1	1	Plate	12'
				RIGHT

91	796483M1	1	Plate	14'
				16'
				LEFT
92	796231M1	1	Plate	10'
				RIGHT
92	796233M1	1	Plate	12'
				RIGHT
92	796235M1	1	Plate	14'
				RIGHT
92	796236M1	1	Plate	16'
				RIGHT
93	796220M1	1	Plate	
94	796230M1	1	Plate	10'
				LEFT
94	796232M1	1	Plate	12'
				LEFT
94	796234M1	1	Plate	14'
				16'
				LEFT
95	796224M1	1	Plate	12'
				LEFT
95	796482M1	1	Plate	14'
				16'
				LEFT
101	353561X1	2	Screw Unf	
102	353432X1	2	Lock Washer	
103	353426X1	2	Nut Unf	
104	353559X1	2	Screw Unf	
105	353432X1	2	Lock Washer	
106	353426X1	2	Nut Unf	
107	795617M1	2	Bracket	
108	353519X1	4	Screw Unf	
109	353446X1	4	Lock Washer	
110	353916X1	4	Nut Unf	
111	353559X1	14	Screw Unf	10'
111	353559X1	16	Screw Unf	12'
111	353559X1	18	Screw Unf	14'
111	353559X1	20	Screw Unf	16'
112	353432X1	14	Lock Washer	10'
112	353432X1	16	Lock Washer	12'
112	353432X1	18	Lock Washer	14'
112	353432X1	20	Lock Washer	16'
113	353426X1	14	Nut Unf	10'
113	353426X1	16	Nut Unf	12'
113	353426X1	18	Nut Unf	14'
113	353426X1	20	Nut Unf	16'

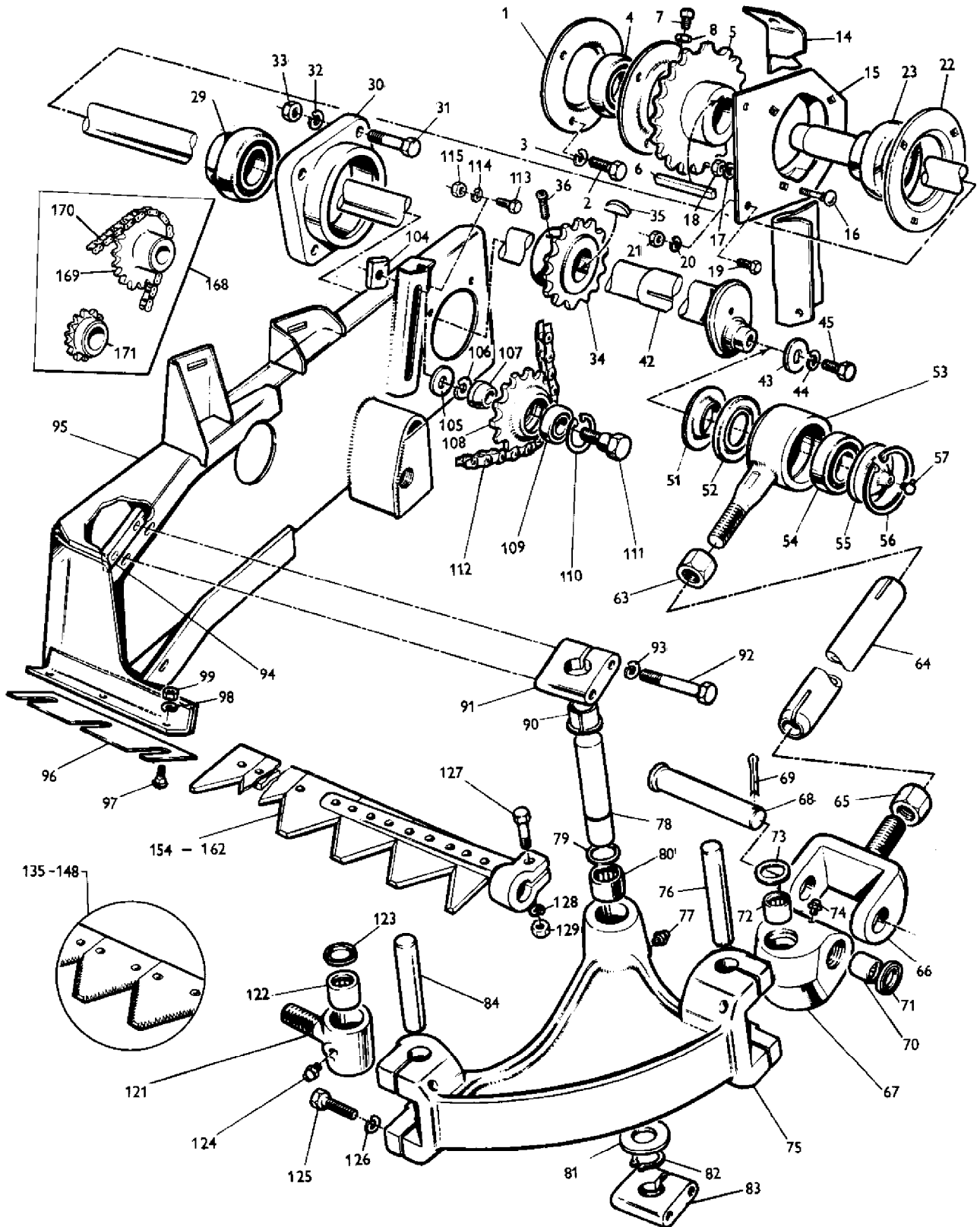
(A)

Up to Serial or Engine Number 5600

(B)

From Serial or Engine Number 5600

CPO.1634/1



AGCO Corporation
Parts List Report

Massey Ferguson (Europe)

MF 500 COMBINE

Page 120 - KNIFE AND KNIFE DRIVE ARRANGEMENT

Item	Part Number	Qty	Part Description	Comments
1	831834M1	2	Flange	
2	353517X1	3	Screw Unf	
3	353446X1	3	Lock Washer	
4	831087M1	1	Bearing	
5	228550M91	1	Sprocket	(C)
5	795007M91	1	Sprocket	(D)
6	MP1388	1	Key Door	
7	355208X1	2	Screw Unc	
8	375110X1	2	Nut Unc	
14	227512M1	1	Bracket	
15	793110M1	1	Bracket	(A)
15	794567M91	1	Bearing	(B)
16	353807X1	3	Screw Unf	(A)
17	353434X1	3	Lock Washer	(A)
18	353431X1	3	Nut Unf	(A)
19	353518X1	2	Screw Unf	
20	353446X1	2	Lock Washer	
21	353916X1	2	Nut Unf	
22	541388M2	2	Flange	(A)
23	831514M1	1	Bearing Assy	(A)
23	831778M1	1	Bearing	(B)
29	832659M1	1	Bearing	
30	228574M1	1	Flange	
31	353523X1	4	Bolt Unf	
32	353446X1	4	Lock Washer	
33	353916X1	4	Nut Unf	
34	228560M1	1	Sprocket	(C)
34	796003M1	1	Sprocket	(D)
35	29256X	1	Key	
36	354138X1	1	Screw	
42	794592M91	1	Shaft	(A) INCL. REF. 14, 15(B), 19, 23(B), 42 (B) 10'
42	794593M91	1	Shaft	(A) INCL. REF. 14, 15(B), 19, 23(B), 42(B) 12'
42	794594M91	1	Shaft	(A) INCL. REF. 14,

				15(B), 19, 23(B), 42(B) 14', 16'
42	794556M91	1	Shaft	(B) 10'
42	794557M91	1	Shaft	(B) 12'
42	794558M91	1	Shaft	(B) 14', 16'
43	DV4254	1	Washer	
44	22764X	1	Lock Washer	
45	353691X1	1	Screw Unc	
51	213290M1	1	Plate	
52	213289M1	1	Plate	
53	790537M1	1	Housing	
54	14292X	1	Bearing	
55	218183M1	1	Cap	
56	22289X	1	Circlip	
57	MP1059	1	Lubricator	
63	228566M1	1	Nut	LEFT
64	228565M1	1	Pitman	
65	228562M1	1	Nut	
66	228568M1	1	Fork	
67	791351M2	1	Block	
68	233042M1	1	Pin	
69	354070X1	1	Pin	
70	832462M1	2	Bearing	
71	832463M1	2	Seal	
72	832462M1	2	Bearing	
73	832463M1	2	Seal	
74	200191M1	1	Nipple	
75	228567M3	1	Crank	
76	233047M1	1	Pin	
77	MP1056	1	Grease Nipple	
78	228573M1	1	Shaft	
79	831245M1	1	Seal	
80	831244M1	2	Bearing	
81	832459M1	1	Washer	
82	208505M1	1	Circlip	
83	228552M1	1	Bearing	
84	791398M1	1	Pin	
90	793344M1	1	Bearing	
91	793343M1	1	Housing	
92	353579X1	4	Bolt Unf	
93	353432X1	4	Lock Washer	
94	233048M1	2	Bar	
95	790533M93	1	Bracket	
96	785165M1	1	Plate	
97	353793X1	6	Bolt Unf	

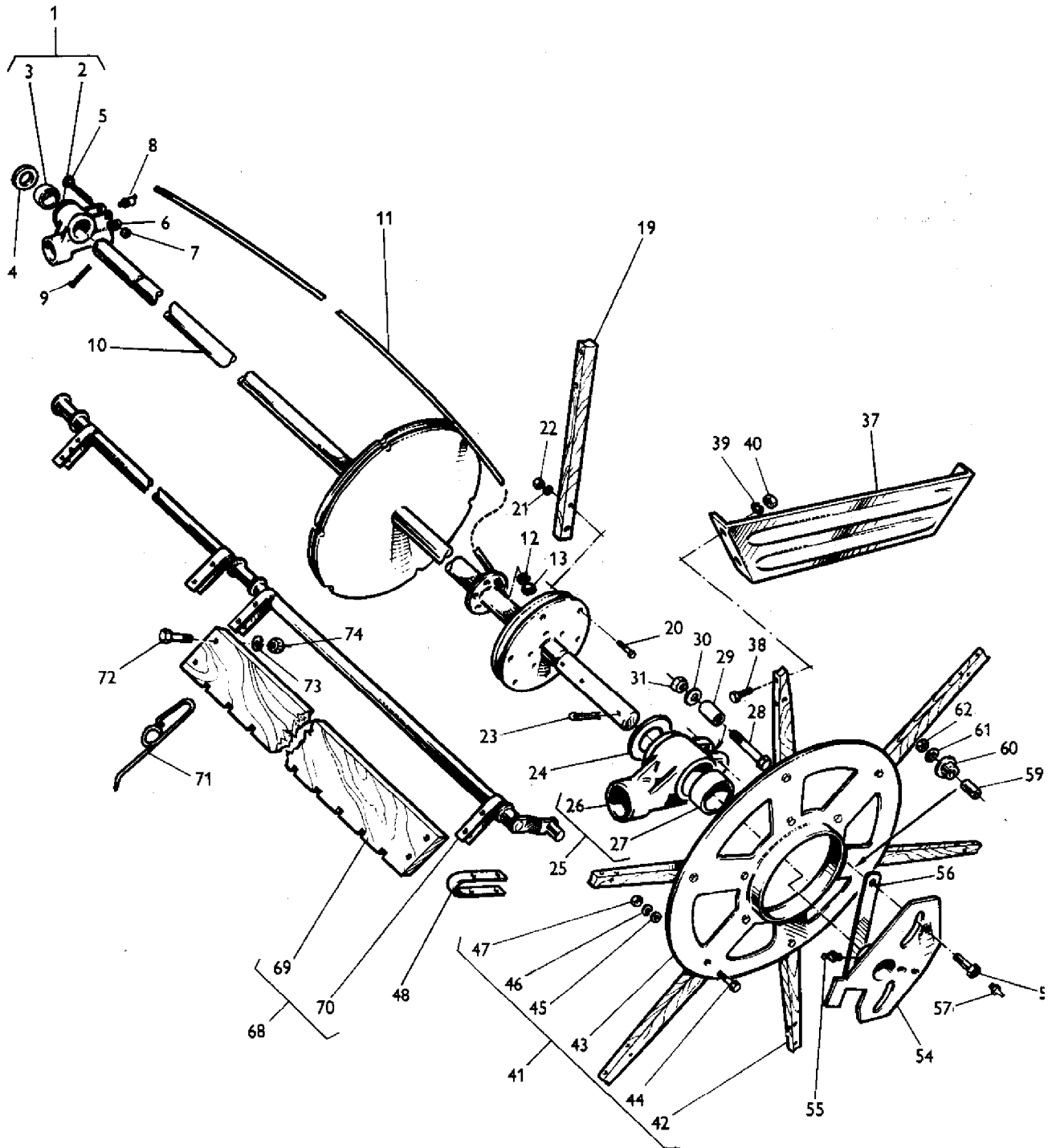
98	353446X1	6	Lock Washer	
99	353916X1	6	Nut Unf	
104	226797M1	1	Nut	
105	353757X1	2	Washer	
106	353432X1	1	Lock Washer	
107	228571M1	1	Spacer	
108	226634M1	1	Sprocket	
109	175047M1	1	Bearing	
110	355602X1	2	Circlip	
111	791133M1	1	Stud	
112	794712M91	1	Chain	(E)
113	353517X1	3	Screw Unf	
114	353446X1	3	Lock Washer	
115	353916X1	3	Nut Unf	
121	228575M1	1	Swivel	
122	195513M1	2	Bearing	
123	195321M1	2	Seal	
124	MP1056	1	Grease Nipple	
125	353563X1	4	Bolt Unf	
126	353432X1	4	Lock Washer	
127	353544X1	1	Screw Unf	
128	353434X1	1	Lock Washer	
129	353431X1	1	Nut Unf	
135	230890M91	1	Knife	10'
135	228577M91	1	Knife	12'
135	228578M91	1	Knife	14'
135	228579M91	1	Knife	16'
136	206236M1	37	Section	10'
136	206236M1	45	Section	12'
136	206236M1	53	Section	14'
136	206236M1	61	Section	16'
137	206237M1	2	Section	
138	647116M1	1	Section	Left Hand
138	790863M1	1	Section	Right Hand
144	230891M1	1	Stem	10'
144	228590M1	1	Bar	12'
144	228591M1	1	Knife	14'
144	228592M1	1	Knife	16'
145	228589M1	1	Head	
146	10852X	4	Rivet	
147	10404X	X	Rivet	
148	10405X	5	Rivet	
154	230893M91	1	Knife	10'
154	228585M91	1	Knife	12'
154	228586M91	1	Knife	14'
154	228587M91	1	Knife	16'

155	210987M1	37	Section	10'
155	210987M1	45	Section	12'
155	210987M1	53	Section	14'
155	210987M1	61	Section	16'
156	210986M1	2	Section	
157	790860M1	1	Section	Left Hand
157	790861M1	1	Section	Right Hand
158	230891M1	1	Stem	10'
158	228590M1	1	Bar	12'
158	228591M1	1	Knife	14'
158	228592M1	1	Knife	16'
159	228589M1	1	Head	
160	10852X	4	Rivet	
161	10404X	X	Rivet	
162	10405X	5	Rivet	
168	795062M91	X	Kit	
169	795007M91	1	Sprocket	
170	795061M91	1	Chain	(E) 5/8"
171	796003M1	1	Sprocket	

(A)
Up to Serial or Engine Number 2425
(B)
From Serial or Engine Number 2426
(C)
Up to Serial or Engine Number 5231
(D)
From Serial or Engine Number 5232
(E)
FOR DETAILS REFER TO PAGE 431

PICK-UP REEL
(UP TO SERIAL NO. 2425)

CPO.1635/1



AGCO Corporation
Parts List Report

Massey Ferguson (Europe)

MF 500 COMBINE

Page 127 - PICK-UP REEL (UP TO SERIAL NO. 2425)

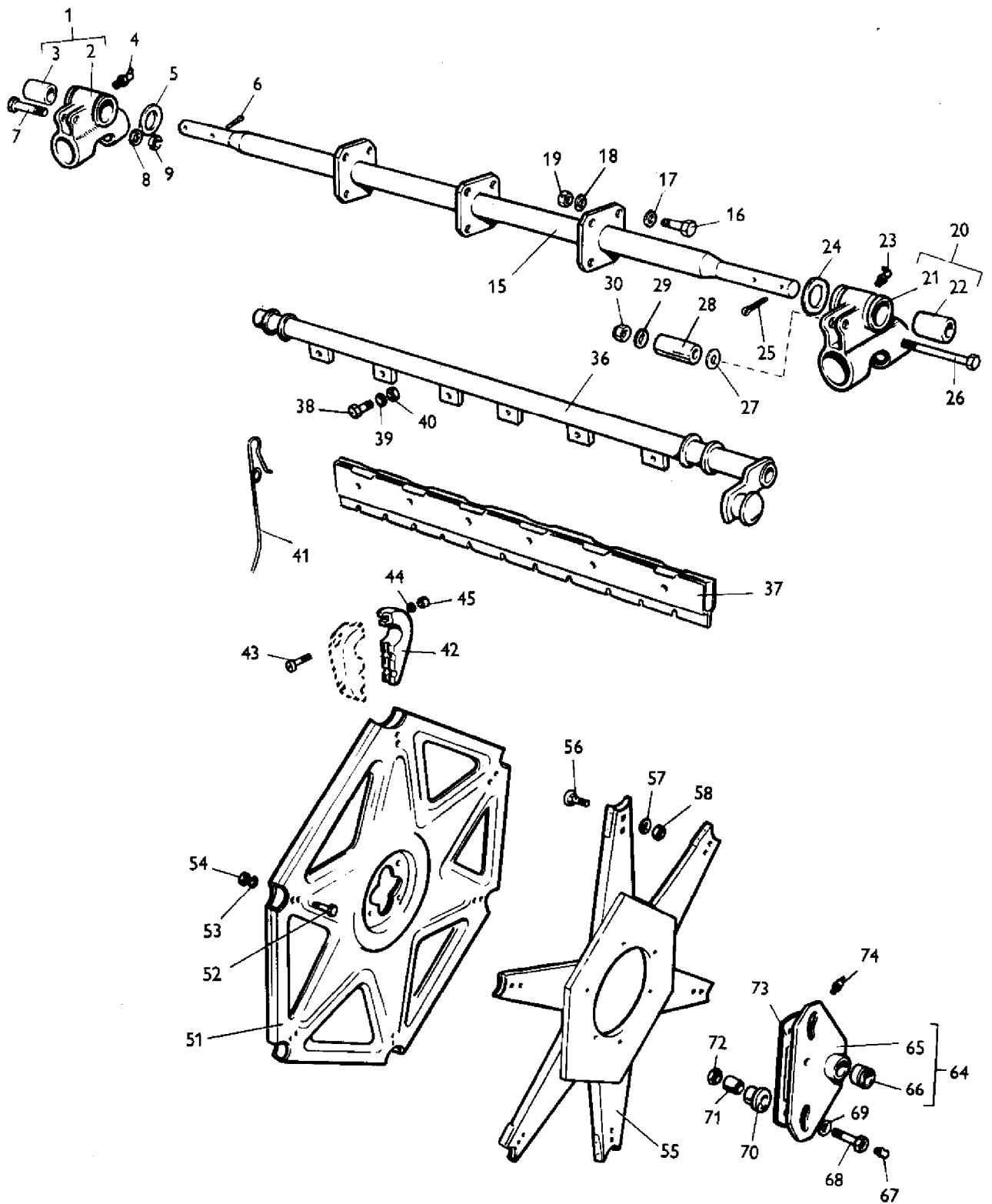
Item	Part Number	Qty	Part Description	Comments
1	640215M92	1	Bearing Carrier	(C, D)
2		1	Housing	Not Serviced, Order 640215M92 (C, D)
3	640125M1	2	Bearing	(C, D)
4	637421M1	2	Washer	(C, D)
5	353753X1	1	Washer	(C, D)
6	353757X1	1	Washer	(C, D)
7	376760X1	1	Nut	(C, D)
8	643613M1	1	Nipple	(C, D)
9	354095X1	2	Pin	(C, D)
10	790916M92	1	Shaft	(C)
10	790941M92	1	Shaft	(D)
11	791376M92	6	Rod	(C)
11	791375M92	6	Rod	(D)
12	353439X1	24	Lock Washer	(C, D)
13	375098X1	24	Nut Unc	(C, D)
19	636611M1	18	Arm	(C)
19	636611M1	24	Arm	(D)
20	353509X1	36	Bolt Unf	(C)
20	353509X1	48	Bolt Unf	(D)
21	353441X1	36	Lock Washer	(C)
21	353441X1	48	Lock Washer	(D)
22	353918X1	36	Nut Unf	(C)
22	353918X1	48	Nut Unf	(D)
23	354095X1	2	Pin	(C, D)
24	637421M1	2	Washer	(C, D)
25	640215M92	1	Bearing Carrier	(C, D)
26		1	Housing	Not Serviced, Order 640215M92 (C, D)
27	640125M1	2	Bearing	(C, D)
28	353589X1	1	Bolt Unf	(C, D)
29	790942M1	1	Spacer	(C, D)
30	353757X1	1	Washer	(C, D)
31	195511X1	1	Nut	(C, D)
37	790940M1	24	Brace	(C)
37	790940M1	30	Brace	(D)
38	353511X1	48	Bolt Unf	(C)
38	353511X1	60	Bolt Unf	(D)
39	353441X1	48	Lock Washer	(C)

39	353441X1	60	Lock Washer	(D)
40	353918X1	48	Nut Unf	(C)
40	353918X1	60	Nut Unf	(D)
41	790936M91	1	Control	(C, D)
42	636625M1	6	Stem	(C, D)
43	790939M91	1	Head	(C, D)
44	353509X1	12	Bolt Unf	(C, D)
45	353754X1	12	Washer	(C, D)
46	353441X1	12	Lock Washer	(C, D)
47	353918X1	12	Nut Unf	(C, D)
48	625791M1	24	Bail	(C)
48	625791M1	30	Bail	(D)
54	790944M92	1	Plate	(C, D)
55	MP1058	1	Nipple	(C, D)
56	790948M1	1	Strap	(C, D)
57	850778M1	2	Nipple	(C, D)
58	794432M1	2	Bolt	(C, D)
59	790943M2	2	Bush	(C, D)
60	790946M1	2	Roller	(C, D)
61	353760X1	2	Flat Washers	(C, D)
62	353427X1	2	Nut Unf	(C, D)
68	792296M92	6	Bar	(A, C)
68	793223M91	6	Bar	(B, C)
68	792297M92	6	Bar	(A, D)
68	793224M91	6	Bar	(B, D)
69	636643M1	2	Slat	(C)
69	636623M1	3	Slat	(D)
70	636642M33	6	Bar	(C)
70	636622M33	6	Bar	(D)
71	792292M1	28	Tooth	(A, C)
71	792292M1	33	Tooth	(A, D)
71	793216M1	28	Tooth	(B, C)
71	793216M1	33	Tooth	(B, D)
72	353509X1	8	Bolt Unf	(C)
72	353509X1	12	Bolt Unf	(D)
73	353441X1	8	Lock Washer	(C)
73	353441X1	12	Lock Washer	(D)
74	353918X1	8	Nut Unf	(C)
74	353918X1	12	Nut Unf	(D)

(A)
 USED WITH STANDARD REEL LIFT
 (B)
 USED WITH HIGH REEL LIFT
 (C)
 10'
 (D)

PICK-UP REEL
(FROM SERIAL NO. 2426)

CPO-1636/1



AGCO Corporation
Parts List Report

Massey Ferguson (Europe)
MF 500 COMBINE
Page 131 - PICK UP REEL

Item	Part Number	Qty	Part Description	Comments
				From Serial or Engine Number 2426
				10'
				12'
				14'
1	640215M92	1	Bearing Carrier	
2		1	Bearing Carrier	Not Serviced, Order 640215M92
3	640125M1	2	Bearing	
4	643613M1	1	Nipple	
5	637421M1	1	Washer	
6	354095X1	1	Pin	
7	353573X1	1	Bolt Unf	
8	353575X1	1	Bolt Unf	
9	376760X1	1	Nut	
15	794599M91	1	Shaft	10'
15	794600M91	1	Shaft	12'
15	794601M91	1	Shaft	14'
16	353561X1	12	Screw Unf	10'
				12'
16	353561X1	16	Screw Unf	14'
17	355620X1	12	Washer	10'
				12'
17	355620X1	16	Washer	14'
18	353432X1	12	Lock Washer	10'
				12'
18	353432X1	16	Lock Washer	14'
19	353426X1	12	Nut Unf	10'
				12'
19	353426X1	16	Nut Unf	14'
20	640215M92	1	Bearing Carrier	
21		1	Bearing Carrier	
22	640125M1	2	Bearing	
23	643613M1	1	Nipple	
24	637421M1	2	Washer	
25	354095X1	2	Pin	
26	353591X1	1	Bolt Unf	
27	353772X1	X	Washer	
28	793695M2	1	Spacer	
29	353757X1	1	Washer	
30	376760X1	1	Nut	

36	793710M92	6	Bar	10'
36	793711M92	6	Bar	12'
36	795071M92	6	Bar	14'
37	793723M91	12	Slat	10'
37	793724M91	12	Slat	12'
37	795059M91	18	Slat	14'
38	353521X1	36	Bolt Unf	10'
				12'
38	353521X1	54	Bolt Unf	14'
39	353446X1	36	Lock Washer	10'
				12'
39	353446X1	54	Lock Washer	14'
40	353916X1	36	Nut Unf	10'
				12'
40	353916X1	54	Nut Unf	14'
41	793707M1	150	Tooth	(A)
				10'
41	793707M1	174	Tooth	(A)
				12'
41	793707M1	204	Tooth	(A)
				14'
41	796133M1	150	Reel Tine	(B)
				10'
41	796133M1	174	Reel Tine	(B)
				12'
41	796133M1	204	Reel Tine	(B)
				14'
42	796623M1	48	Bearing	10'
				12'
42	796623M1	60	Bearing	14'
43	355126X1	48	Screw Unc	10'
				12'
43	355126X1	60	Screw Unc	14'
44	22427X	48	Lock Washer	10'
				12'
44	22427X	60	Lock Washer	14'
45	354120X1	48	Nut	10'
				12'
45	354120X1	60	Nut	14'
51	793686M91	3	Disc	10'
				12'
51	793686M91	4	Disc	14'
52	353521X1	36	Bolt Unf	10'
				12'
52	353521X1	48	Bolt Unf	14'
53	353446X1	36	Lock Washer	10'

				12'
53	353446X1	48	Lock Washer	14'
54	353916X1	36	Nut Unf	10'
				12'
54	353916X1	48	Nut Unf	14'
55	793682M92	1	Head	
56	376444X1	12	Bolt Unf	
57	353446X1	12	Lock Washer	
58	353916X1	12	Nut Unf	
64	793691M92	1	Plate	10'
				12'
65		1	Plate	Not Serviced, Order 793691M92
				10'
				12'
66	793694M1	1	Bearing	10'
				12'
67	850778M1	2	Nipple	
68	794433M1	2	Bolt	
69	353774X1	4	Washer	
70	793690M1	2	Roller	
71	793731M2	2	Bush	
72	353427X1	2	Nut Unf	
73	793708M1	1	Strap	
74	29951X	1	Nipple	

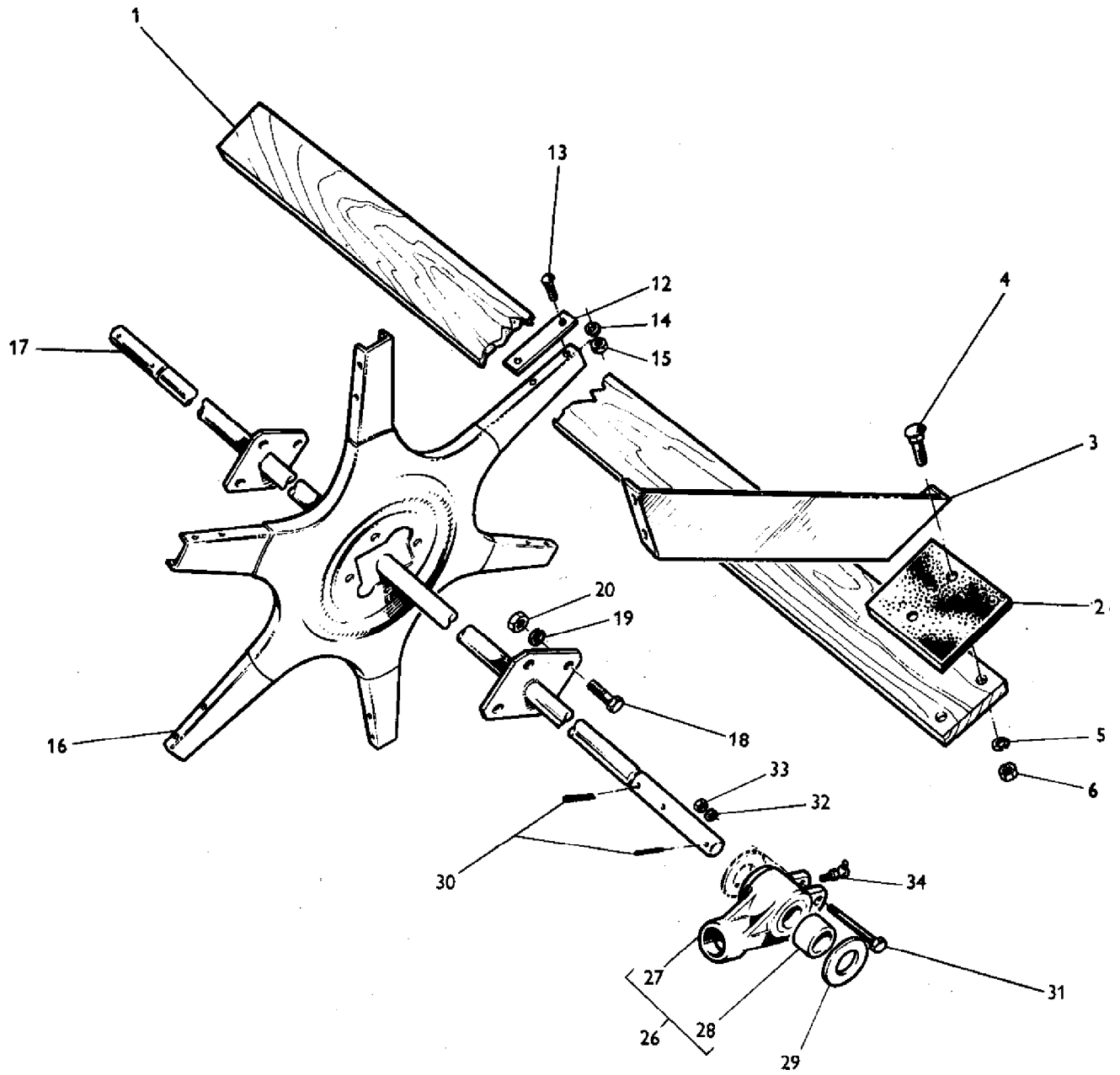
(A)

Up to Serial or Engine Number 4479

(B)

From Serial or Engine Number 4480

CPO.1637/1



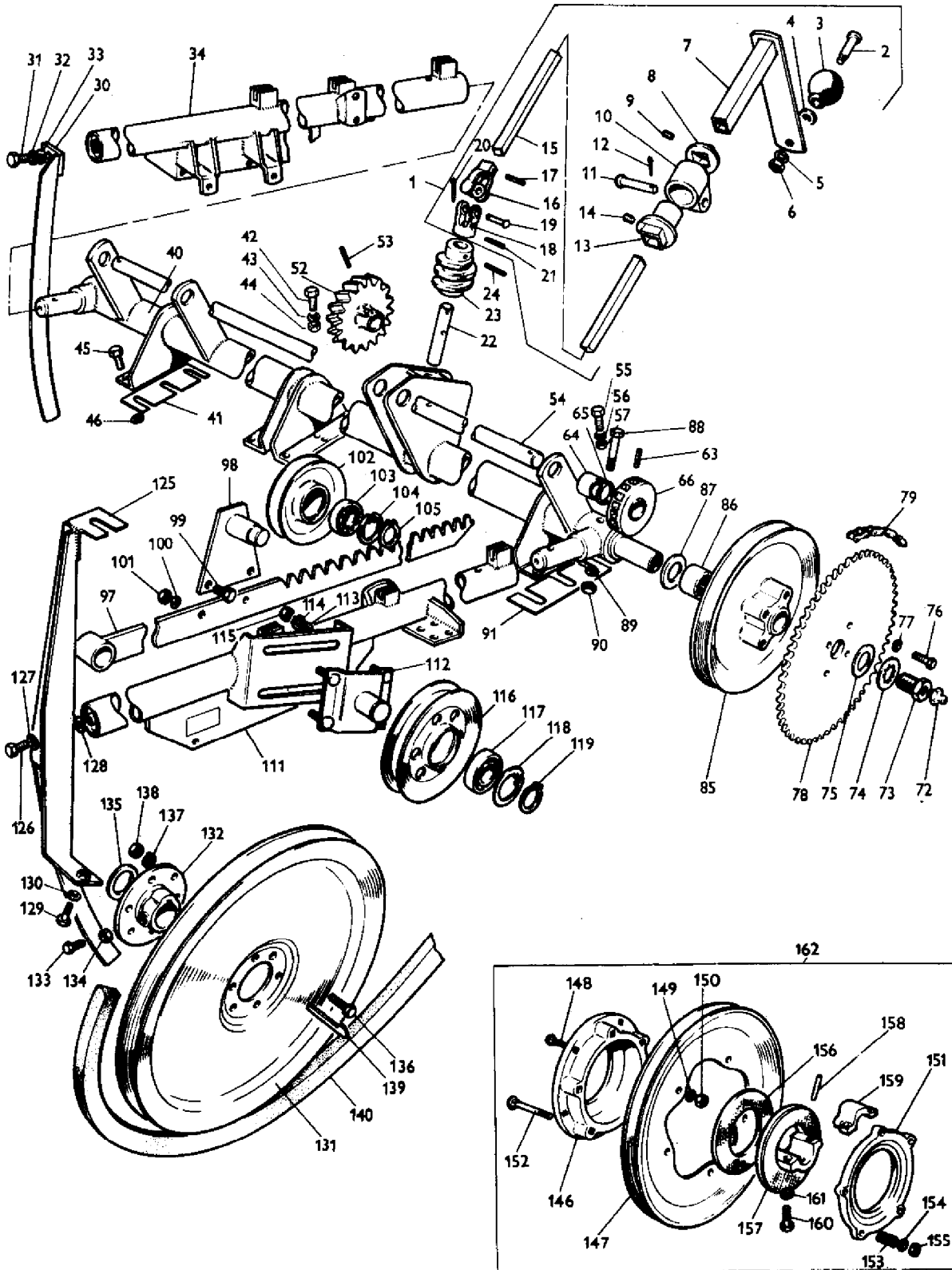
AGCO Corporation
Parts List Report

Massey Ferguson (Europe)
MF 500 COMBINE
Page 135 - BATT REEL - 10'

Item	Part Number	Qty	Part Description	Comments
				10'
				12'
				14'
				16'
1	GT5037	6	Beater	10'
1	GK5123	6	Slat	12'
1	GK5219	6	Slat	14'
1	203614M1	6	Beater	16'
2	GK5288	12	Strip	
3	790951M1	12	Shield	
4	353795X1	24	Bolt Unf	
5	353446X1	24	Lock Washer	
6	353916X1	24	Nut Unf	
12	360538X1	12	Strap	10'
12	360538X1	18	Strap	12'
12	360538X1	24	Strap	14'
				16'
13	353794X1	24	Bolt Unf	10'
13	353794X1	36	Bolt Unf	12'
13	353794X1	48	Bolt Unf	14'
				16'
14	353446X1	24	Lock Washer	10'
14	353446X1	36	Lock Washer	12'
14	353446X1	48	Lock Washer	14'
				16'
15	353916X1	24	Nut Unf	10'
15	353916X1	36	Nut Unf	12'
15	353916X1	48	Nut Unf	14'
				16'
16	790952M91	2	Spider	10'
16	790952M91	3	Spider	12'
16	790952M91	4	Spider	14'
				16'
17	790960M92	1	Shaft	10'
17	790929M92	1	Shaft	12'
17	790930M92	1	Shaft	14'
17	790932M92	1	Shaft	16'
18	353558X1	8	Screw Unf	10'
18	353558X1	12	Screw Unf	12'

18	353558X1	16	Screw Unf	14'
				16'
19	353432X1	8	Lock Washer	10'
19	353432X1	12	Lock Washer	12'
20	353432X1	16	Lock Washer	14'
				16'
20	353426X1	8	Nut Unf	10'
20	353423X1	12	Bolt Unf	12'
20	353426X1	16	Nut Unf	14'
				16'
26	640215M92	2	Bearing Carrier	
27		1	Bearing Carrier	Not Serviced, Order 640215M92
28	640125M1	2	Bearing	
29	637421M1	3	Washer	
30	354095X1	3	Pin	
31	353573X1	2	Bolt Unf	
32	353757X1	2	Washer	
33	376760X1	2	Nut	
34	643613M1	2	Nipple	

CPO.1638



AGCO Corporation
Parts List Report

Massey Ferguson (Europe)

MF 500 COMBINE

Page 136 - REEL LIFT FRAME AND PULLEYS

Item	Part Number	Qty	Part Description	Comments
1	790909M91	1	Rod	
2	791348M1	1	Clevis Pin	
3	647372M1	1	Knob	
4	344137X1	1	Washer	
5	353755X1	1	Washer	
6	353917X1	1	Nut Unf	
7	791350M91	1	Crank	
8	639866M1	1	Collar	
9	354130X1	1	Screw	
10	639865M1	1	Bearing	
11	195351M1	1	Pin	
12	354066X1	1	Pin	
13	639867M1	1	Sleeve	
14	354130X1	1	Screw	
15	790910M1	1	Shaft	
16	639964M1	1	Universal Joint	
17	792339M1	1	Pin	
18	GH413	1	Yoke	
19	X1827	1	Pin	
20	354057X1	1	Pin	
21	792338M1	1	Pin	
22	637362M1	1	Shaft	
23	639835M1	1	Auger	
24	352645X1	1	Pin	
30	792496M91	1	Plate	Right Hand
31	353536X1	1	Screw Unf	
32	353434X1	1	Lock Washer	
33	355619X1	1	Washer	
34	792495M91	1	Arm	RIGHT
40	792483M91	1	Frame	10'
40	792481M91	1	Frame	12'
40	792484M91	1	Frame	14'
40	792485M91	1	Frame	16'
41	790852M1	1	Shim	
42	353518X1	9	Screw Unf	
43	353446X1	9	Lock Washer	
44	353916X1	9	Nut Unf	
45	353518X1	8	Screw Unf	
46	353446X1	8	Lock Washer	

52	640206M1	1	Pinion	
53	354450X1	1	Pin	
54	790854M1	1	Shaft	10'
54	790794M1	1	Shaft	12'
54	790855M1	1	Shaft	14'
54	790856M1	1	Shaft	16'
55	353519X1	3	Screw Unf	
56	353446X1	3	Lock Washer	
57	353916X1	3	Nut Unf	
63	354450X1	2	Pin	
64	792340M1	2	Spacer	
65	353764X1	X	Washer	
65	353777X1	X	Washer	
66	640147M1	2	Pinion	
72	200191M1	2	Nipple	
73	791122M1	1	Bolt	
74	359405X1	1	Washer	
75	791173M1	1	Washer	
76	353691X1	4	Screw Unc	
77	353434X1	4	Lock Washer	
78	790868M1	1	Sprocket	Number of Teeth/Splines: 56
78	791132M1	1	Sprocket	Number of Teeth/Splines: 40
				Alternative SUPPLIED IN TOOL BOX
79	790834M91	1	Chain	(A, J)
85	790815M1	1	Pulley	
86	831244M1	2	Bearing	
87	790813M1	2	Washer	
88	353573X1	2	Bolt Unf	
89	353432X1	2	Lock Washer	
90	353426X1	2	Nut Unf	
91	790852M1	1	Shim	
97	790834M91	2	Chain	
98	790817M91	1	Bracket	
99	353539X1	2	Screw Unf	
100	353434X1	2	Lock Washer	
101	353431X1	2	Nut Unf	
102	790816M1	1	Pulley	
103	22258X	1	Bearing Assy	
104	208230M1	1	Ring	
105	352438X1	1	Circlip	
111	792494M91	1	Arm	Left Hand
112	790820M91	1	Bearer	
113	353756X1	4	Washer	
114	353434X1	1	Lock Washer	
115	353431X1	4	Nut Unf	
116	790823M1	1	Pulley	

117	22258X	1	Bearing Assy	
118	208230M1	1	Ring	
119	352438X1	1	Circlip	
125	792493M91	1	Bracket	(B)
125	794522M91	1	Bracket	(C)
126	353536X1	1	Screw Unf	
127	353434X1	1	Lock Washer	
128	355619X1	1	Washer	
129	353519X1	4	Screw Unf	
130	353446X1	4	Lock Washer	
131	792439M91	1	Pulley	(B, D)
132	792441M1	1	Hub	(B, D)
133	355202X1	1	Screw Unc	(B, D)
134	375107X1	1	Nut Unc	(B, D)
135	Y2979	1	Washer	
136	353518X1	6	Screw Unf	(B, D)
137	353446X1	6	Lock Washer	(B, D)
138	353916X1	6	Nut Unf	(B, D)
139	MP1153	1	Key Door	(B, D)
140	790839M1	1	Belt	
146	202981M1	1	Carrier	(E, F)
147	794589M91	1	Pulley	(E, F)
148	353809X1	5	Bolt Unf	(E, F)
149	353434X1	5	Lock Washer	(E, F)
150	353431X1	5	Nut Unf	(E, F)
151	GT163	1	Disc	(E, F)
152	353821X1	5	Bolt Unf	(E, F)
153	787395M1	5	Spring	(E, F)
154	GB1318	5	Washer	(E, F)
155	353431X1	5	Nut Unf	(E, F)
156	GK5034	2	Washer	(E, F)
157	637819M1	1	Bearing Carrier	(E, F)
158	10240X	1	Pin	(E, F)
159	637820M1	1	Clamp	(E, F)
160	353702X1	2	Bolt Unc	(E, F)
161	353432X1	2	Lock Washer	(E, F)
162	794875M93	X	Kit, Clutch	(G, H)

(A)

DETACH 8 LINKS WHEN 791132M1 SPROCKET IS
FITTED

(B)

Up to Serial or Engine Number 2425

(C)

From Serial or Engine Number 2426

(D)

FROM SERIAL NO. 2426 BATT. REEL DRIVE ONLY

(E)
FROM SERIAL NO. 2426 PICK-UP REEL DRIVE ONLY

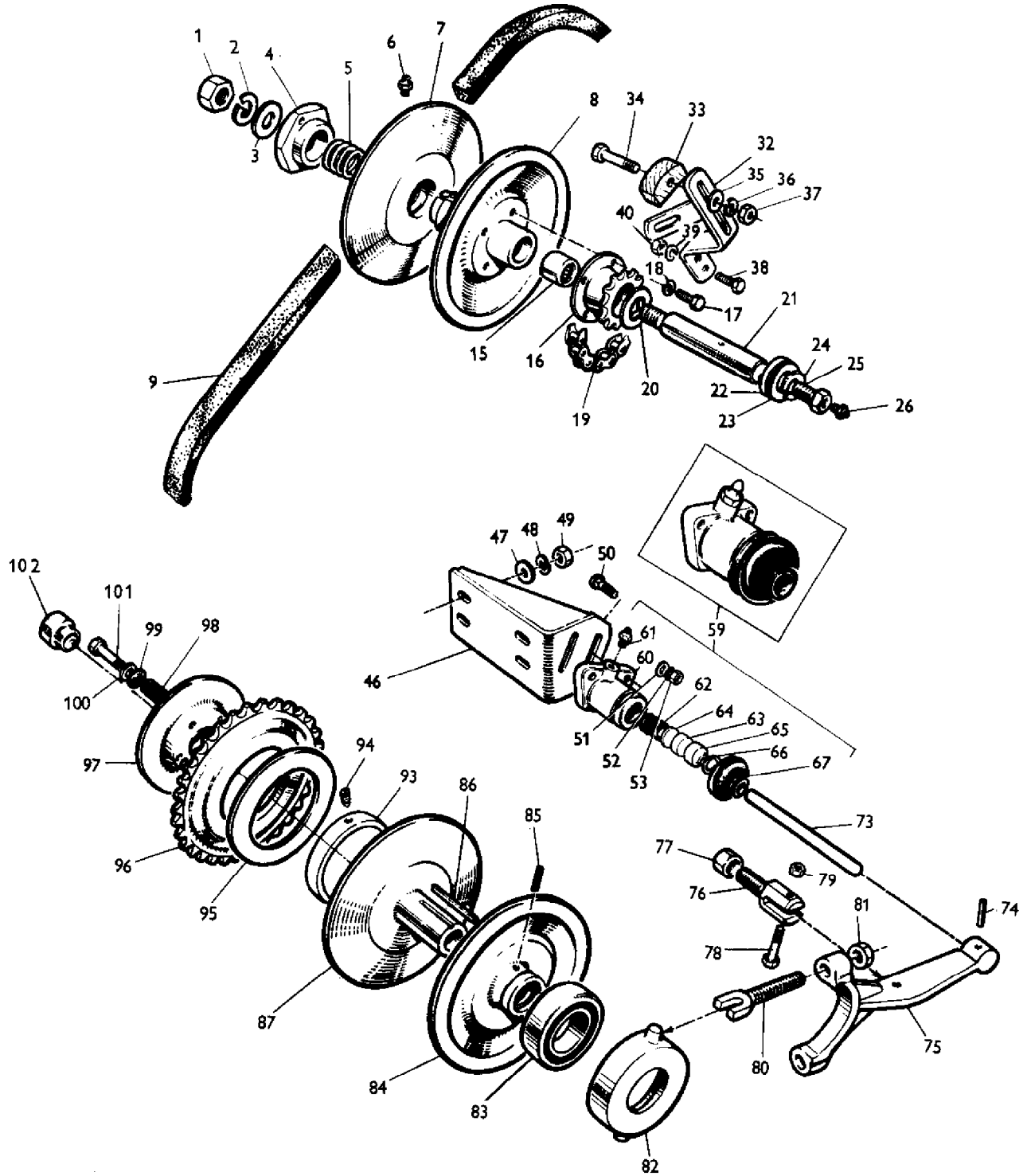
(F)
INCLUDED IN KIT 794875M93

(G)
INCLUDES ITEMS MARKED (F)

(H)
UP TO SERIAL NO. 2425. PICK-UP REEL DRIVE ONLY

(J)
FOR DETAILS REFER PAGE 431

CPO.1639



AGCO Corporation
Parts List Report

Massey Ferguson (Europe)

MF 500 COMBINE

Page 143 - REEL DRIVE VARIABLE SPEED PULLEYS AND TABLE AUGER SLIP CLUTCH

Item	Part Number	Qty	Part Description	Comments
1	353920X1	1	Nut Unf	
2	353442X1	1	Washer	
3	353763X1	1	Washer	
4	790829M1	1	Nut	
5	790828M1	1	Spring	
6	200191M1	1	Nipple	
7	791526M1	1	Pulley	
8	791528M1	1	Pulley	
9	790833M1	1	Belt	
15	831244M1	1	Bearing	
16	791539M91	1	Sprocket	
17	353677X1	4	Screw Unc	
18	353446X1	4	Lock Washer	
19	790834M91	1	Chain	(A, E)
20	790830M1	2	Washer	
21	790831M1	1	Shaft	(B)
21	794821M1	1	Shaft	
22	794820M1	1	Clamp	
23	353760X1	1	Flat Washers	
24	353433X1	1	Lock Washer	
25	791122M1	1	Bolt	
26	200191M1	1	Nipple	
32	791371M91	1	Bearer	
33	791374M1	1	Tightener	
34	353545X1	1	Screw	
35	353756X1	2	Washer	
36	353434X1	1	Lock Washer	
37	353430X1	1	Nut Unf	
38	353518X1	2	Screw Unf	
39	353446X1	2	Lock Washer	
40	353916X1	2	Nut Unf	
46	790706M91	1	Bracket	
47	353755X1	4	Washer	
48	353446X1	4	Lock Washer	
49	353916X1	4	Nut Unf	
50	353785X1	2	Bolt Unf	
51	353754X1	2	Washer	
52	353441X1	2	Lock Washer	
53	353918X1	2	Nut Unf	

59	790653M91	1	Cylinder	
60	790670M1	1	Cylinder Housing	
61	790142M1	1	Valve	
62	790672M1	1	Spring	
63	790702M1	1	Cap	
64	791172M1	1	Spacer	
65	790671M1	1	Piston	
66	22036X	1	Segment	
67	790673M1	1	Cap	
73	790648M1	1	Plunger	
74	353481X1	1	Pin	
75	790649M91	1	Arm	
76	790707M1	1	Pivot	
77	790761M1	1	Nut	
78	791145M1	1	Bolt	
79	376448X1	1	Nut Unf	
80	790835M1	2	Peg	
81	375112X1	2	Nut Unc	
82	791540M91	1	Housing	
83	790836M1	1	Bearing	
84	791525M91	1	Pulley	
85	354450X1	1	Pin	
86	790846M1	1	Key Door	
87	791529M1	1	Pulley	(C)
87	794498M1	1	Pulley	(D)
93	790849M1	1	Ring	(C)
94	376299X1	1	Screw Unc	(C)
95	790844M2	2	Washer	
96	790842M1	1	Sprocket	(C)
				Number of Teeth/Splines: 49
96	790843M1	1	Sprocket	(C)
				Number of Teeth/Splines: 41
96	794515M1	1	Pinion	(D)
				Number of Teeth/Splines: 49
96	794516M1	1	Pinion	(D)
				Number of Teeth/Splines: 41
97	791530M1	1	Disc	(C)
97	794504M1	1	Disc	(D)
98	215873M1	5	Spring	
99	790845M1	5	Guide	
100	353771X1	5	Washer	
101	353897X1	5	Bolt Unc	
102	792434M1	1	Spacer	

(A)

DETACH 8 LINKS WHEN 790843M1 OR 794516M1 IS USED

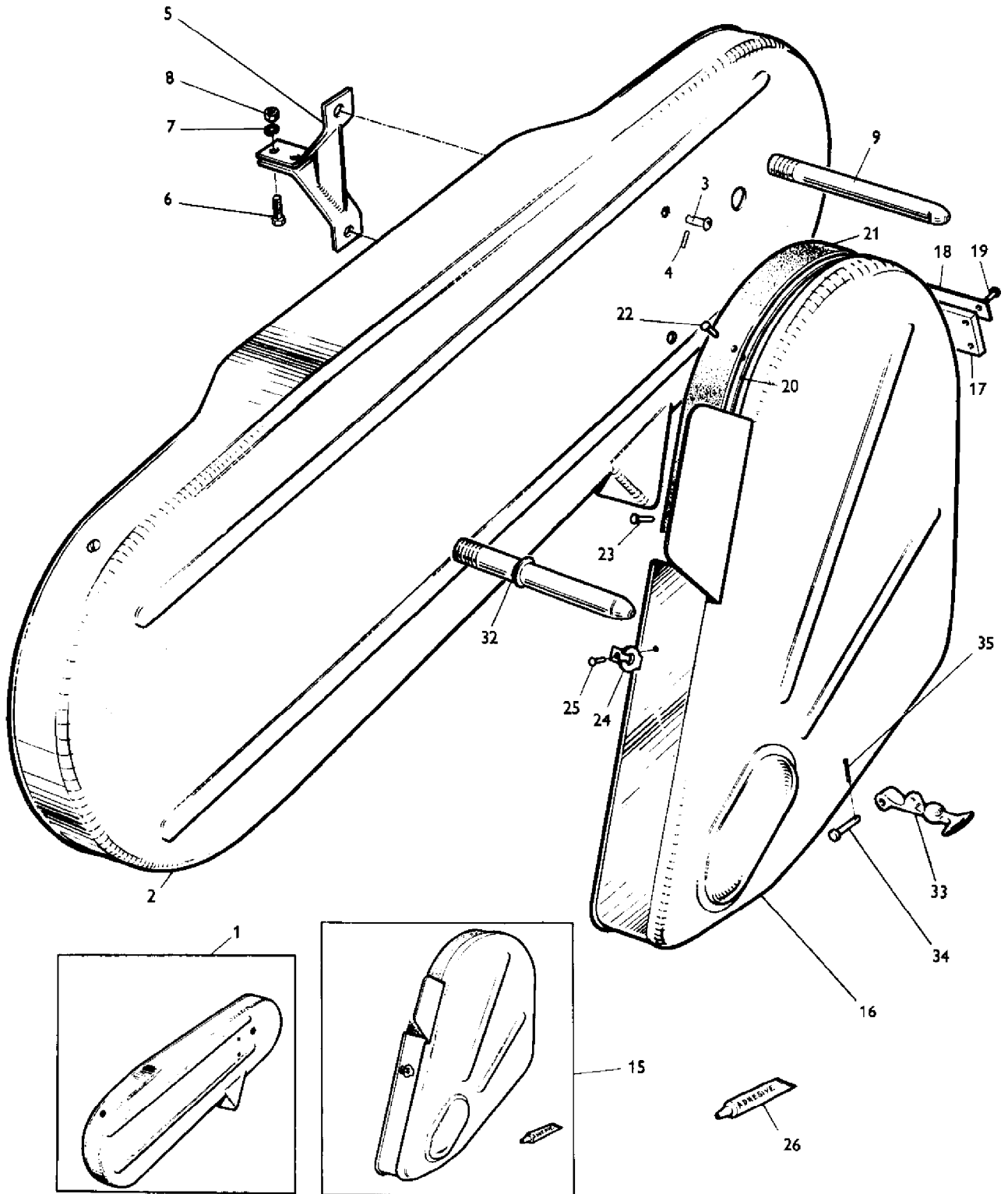
(B)
Not Serviced, Order 794821M1 WITH
794820M1

(C)
Up to Serial or Engine Number 2425

(D)
From Serial or Engine Number 2426

(E)
FOR DETAILS REFER TO PAGE 431

CPO.1640



AGCO Corporation
Parts List Report

Massey Ferguson (Europe)
MF 500 COMBINE
Page 147 - TABLE GUARDS

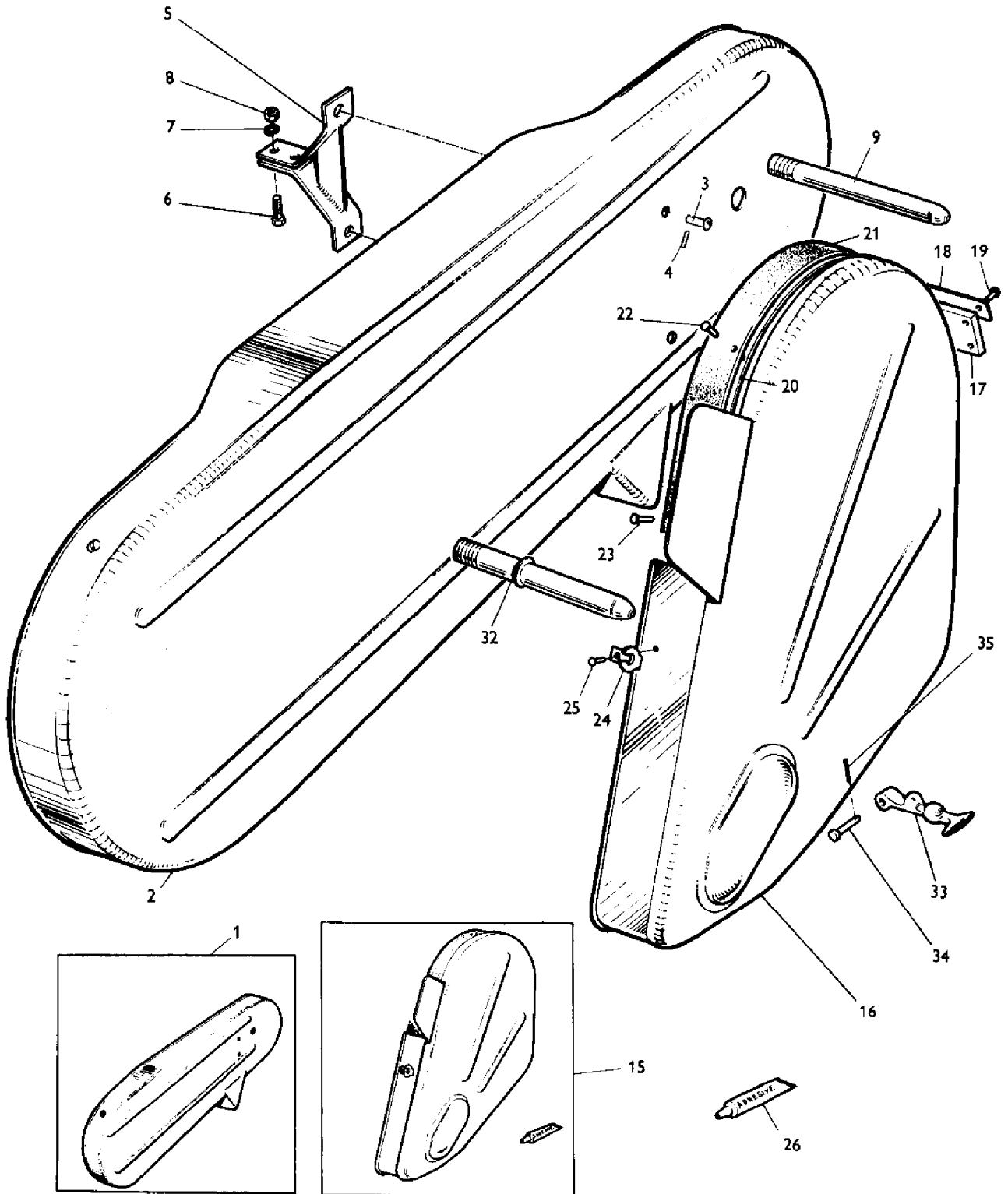
Item	Part Number	Qty	Part Description	Comments
1	793129M91	1	Guard	(A)
1	794517M91	1	Guard	(B)
2		1	Guard	(A)
				Not Serviced, Order 793129M91
2		1	Guard	(B)
				Not Serviced, Order 794517M91
3	832144M1	4	Stud	(A)
4	831786M1	4	Stud	(A)
5	791092M91	1	Bracket	(A)
5	794518M91	1	Arm	(B)
6	353503X1	2	Screw Unf	
7	353441X1	2	Lock Washer	
8	353918X1	2	Nut Unf	
9	791181M1	2	Peg	(C)
15	793133M93	1	Guard	(C)
15	794936M91	1	Guard	(D)
16		1	Guard	(C)
				Not Serviced, Order 793133M93
16		1	Guard	(D)
				Not Serviced, Order 794936M91
17	791212M1	2	Protector	
18	791213M1	2	Strip	
19	791487M1	2	Rivet	
20	791209M2	1	Strip	
21	791210M2	1	Flap	
22	791214M1	5	Rivet	
23	376434X1	2	Rivet	
24	403659M1	2	Angle	
25	29017X	4	Rivet	
26	211792M1	X	Adhesive	
32	791197M91	1	Peg	
33	403657M1	2	Fastener	
34	403660M1	2	Pin	
35	354039X1	2	Cotter	
				(A)
				Up to Serial or Engine Number 2425
				(B)
				From Serial or Engine Number 2426
				(C)

UP TO SERIAL NO. 4318 (12' TABLE). UP TO SERIAL N
O. 4479 (10', 14' AND 16' TABLE)

(D)

FROM SERIAL NO. 4319 (12' TABLE). FROM SERIAL
NO. 4480 (10', 14' AND 16' TABLE)

CPO.1640



AGCO Corporation
Parts List Report

Massey Ferguson (Europe)
MF 500 COMBINE
Page 147 - TABLE GUARDS

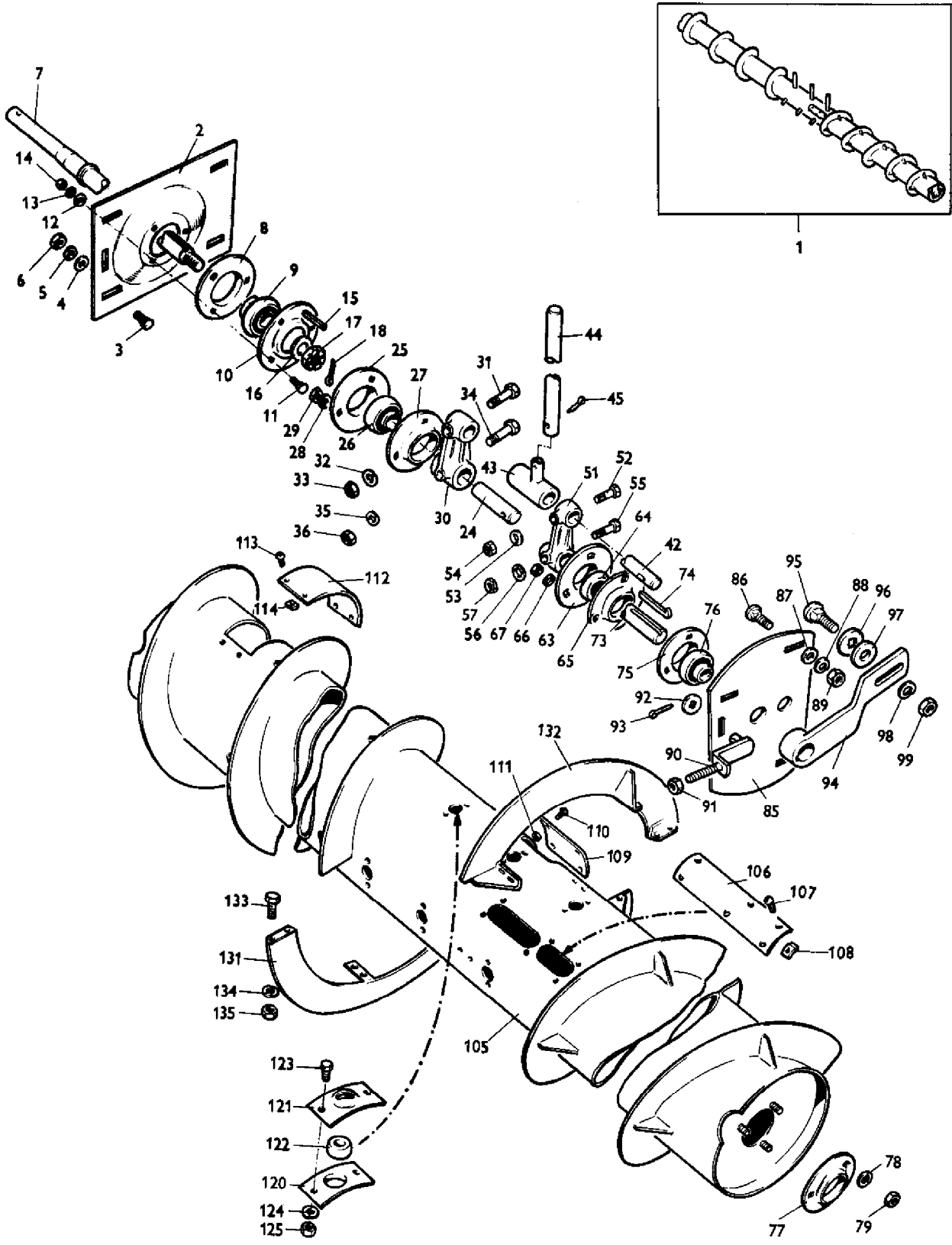
Item	Part Number	Qty	Part Description	Comments
1	793129M91	1	Guard	(A)
1	794517M91	1	Guard	(B)
2		1	Guard	(A)
				Not Serviced, Order 793129M91
2		1	Guard	(B)
				Not Serviced, Order 794517M91
3	832144M1	4	Stud	(A)
4	831786M1	4	Stud	(A)
5	791092M91	1	Bracket	(A)
5	794518M91	1	Arm	(B)
6	353503X1	2	Screw Unf	
7	353441X1	2	Lock Washer	
8	353918X1	2	Nut Unf	
9	791181M1	2	Peg	(C)
15	793133M93	1	Guard	(C)
15	794936M91	1	Guard	(D)
16		1	Guard	(C)
				Not Serviced, Order 793133M93
16		1	Guard	(D)
				Not Serviced, Order 794936M91
17	791212M1	2	Protector	
18	791213M1	2	Strip	
19	791487M1	2	Rivet	
20	791209M2	1	Strip	
21	791210M2	1	Flap	
22	791214M1	5	Rivet	
23	376434X1	2	Rivet	
24	403659M1	2	Angle	
25	29017X	4	Rivet	
26	211792M1	X	Adhesive	
32	791197M91	1	Peg	
33	403657M1	2	Fastener	
34	403660M1	2	Pin	
35	354039X1	2	Cotter	
				(A)
				Up to Serial or Engine Number 2425
				(B)
				From Serial or Engine Number 2426
				(C)

UP TO SERIAL NO. 4318 (12' TABLE). UP TO SERIAL N
O. 4479 (10', 14' AND 16' TABLE)

(D)

FROM SERIAL NO. 4319 (12' TABLE). FROM SERIAL
NO. 4480 (10', 14' AND 16' TABLE)

CPO.1641



AGCO Corporation
Parts List Report

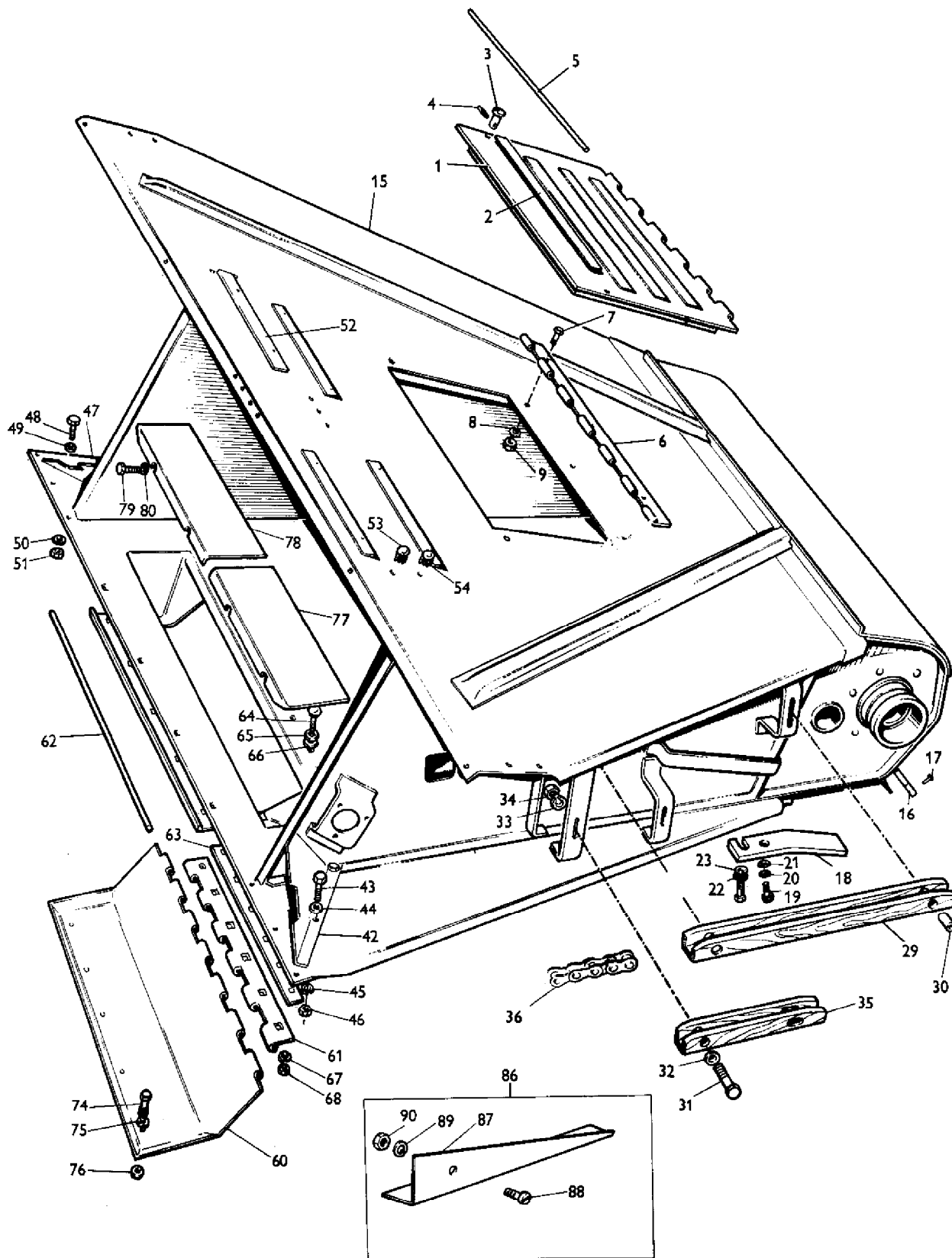
Massey Ferguson (Europe)
MF 500 COMBINE
Page 148 - TABLE AUGER

Item	Part Number	Qty	Part Description	Comments
1	790568M91	1	Auger	10'
1	790569M91	1	Screw	12'
1	790570M91	1	Auger	14'
1	790571M91	1	Auger	16'
2	791227M91	1	Plate	
3	353792X1	4	Bolt Unf	
4	376818X1	4	Washer	
5	353446X1	4	Lock Washer	
6	353916X1	4	Nut Unf	
7	792461M1	1	Shaft	
8	541388M2	1	Flange	
9	791386M1	1	Bearing	
10	794616M1	1	Flange	
11	353807X1	3	Screw Unf	
12	353756X1	3	Washer	
13	353434X1	3	Lock Washer	
14	353431X1	3	Nut Unf	
15	MP1397	1	Key Door	
16	353763X1	1	Washer	
17	353929X1	1	Nut Unf	
18	353071X1	1	Pin	
24	228025M1	1	Shaft	
25	22691X	1	Flange	
26	353134X1	1	Bearing Assy	
27	22691X	1	Flange	
28	353434X1	3	Lock Washer	
29	355566X1	3	Nut Unc	
30	228026M1	1	Crank	
31	353527X1	1	Screw	
32	353446X1	1	Lock Washer	
33	353916X1	1	Nut Unf	
34	353548X1	1	Bolt Unf	
35	353434X1	1	Lock Washer	
36	353431X1	1	Nut Unf	
42	228024M1	1	Shaft	
43	794791M1	11	Holder	(B)
44	231321M91	11	Finger	(A)
44	794790M1	11	Finger	(B)
45	363792X1	11	Pin	(B)

51	228026M1	1	Crank	
52	353527X1	1	Screw	
53	353446X1	1	Lock Washer	
54	353916X1	1	Nut Unf	
55	353548X1	1	Bolt Unf	
56	353434X1	1	Lock Washer	
57	353431X1	1	Nut Unf	
63	22691X	1	Flange	
64	353134X1	1	Bearing Assy	
65	22691X	1	Flange	
66	353434X1	3	Lock Washer	
67	355566X1	3	Nut Unc	
73	226627M1	1	Shaft	10' RIGHT
73	226628M1	1	Shaft	12' RIGHT
73	226629M1	1	Shaft	14' RIGHT
73	226630M1	1	Shaft	16' RIGHT
74	MP1101	1	Key Door	
75	22691X	1	Flange	
76	353134X1	1	Bearing Assy	
77	22691X	1	Flange	
78	353434X1	3	Lock Washer	
79	355566X1	3	Nut Unc	
85	226633M1	1	Plate	RIGHT
86	353792X1	4	Bolt Unf	
87	376818X1	4	Washer	
88	353446X1	4	Lock Washer	
89	353916X1	4	Nut Unf	
90	791220M91	2	Bolt	
91	353916X1	4	Nut Unf	
92	10986X	2	Washer	
93	354057X1	2	Pin	
94	226631M91	1	Arm	
95	353827X1	1	Bolt Unf	
96	19691X	2	Washer	
97	353757X1	1	Washer	
98	353432X1	1	Lock Washer	
99	353426X1	1	Nut Unf	
105	792473M91	1	Auger	10'
105	792474M91	1	Auger	12'
105	792475M91	1	Auger	14'
105	792476M91	1	Auger	16'
106	229827M1	2	Cover	

107	355862X1	12	Screw	
108	355861X1	12	Nut	
109	231320M1	1	Cover	
110	355862X1	4	Screw	
111	355861X1	4	Nut	
112	792462M1	1	Cover	
113	355862X1	4	Screw	
114	355861X1	4	Nut	
120	219439M2	11	Flange	
121	219440M3	11	Socket	
122	222168M2	11	Ball	(A)
122	785455M1	11	Ball	(B)
123	353502X1	22	Screw Unf	
124	353441X1	22	Lock Washer	
125	353918X1	22	Nut Unf	
131	231323M91	1	Flight	(C)
				LEFT
132	231322M91	1	Flight	(C)
				RIGHT
133	353516X1	12	Screw Unf	(C)
134	353446X1	12	Lock Washer	(C)
135	353916X1	12	Nut Unf	(C)
				(A)
				EARLY MODELS ONLY
				(B)
				LATE MODELS ONLY
				(C)
				INCLUDED IN KIT MC1149760

CPO.1642/2



AGCO Corporation
Parts List Report

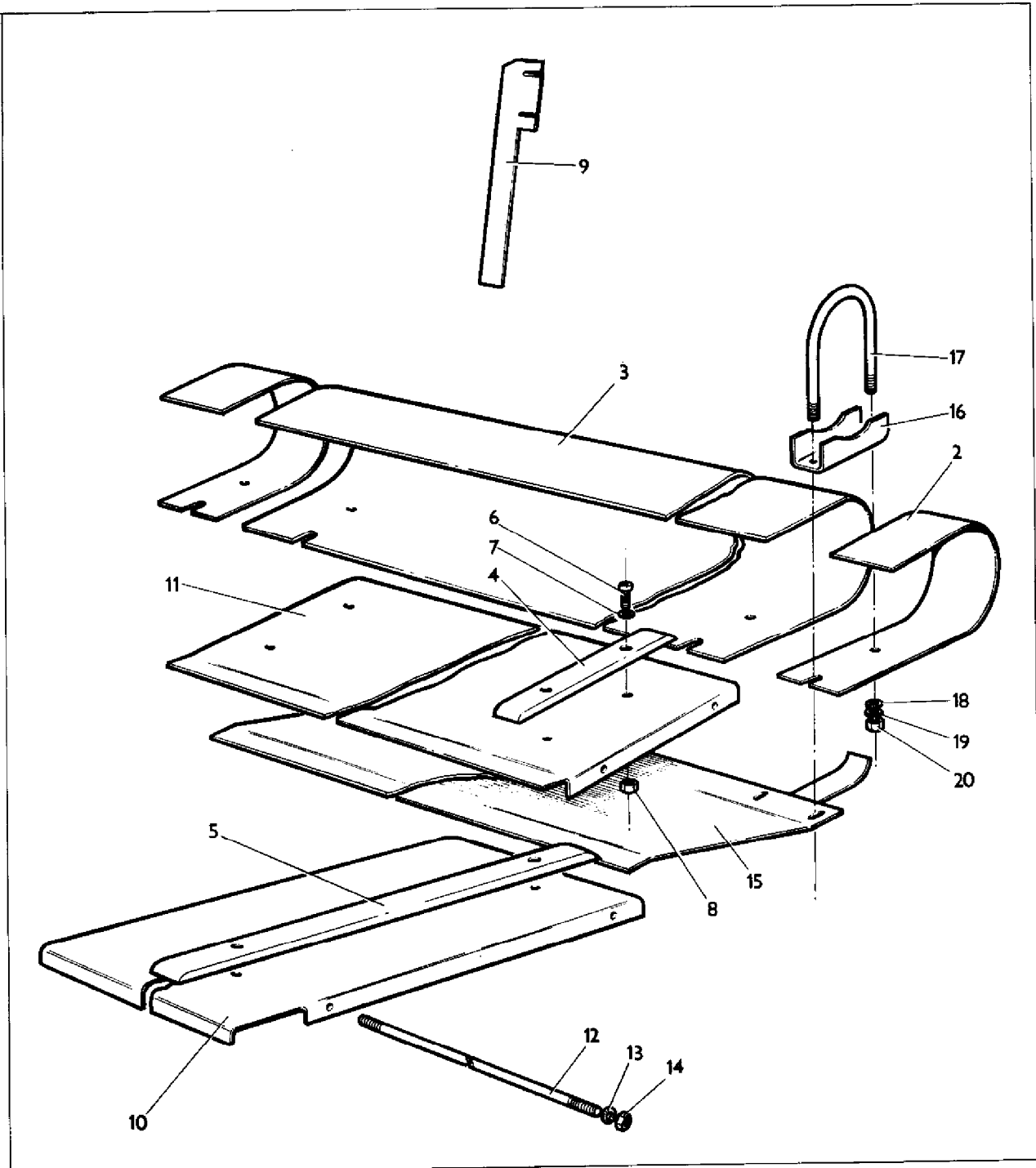
Massey Ferguson (Europe)
MF 500 COMBINE
Page 152 - TABLE ELEVATOR HOUSING

Item	Part Number	Qty	Part Description	Comments
1	227723M91	1	Door	
2		4	Strip	20" Not Serviced, Order 1881497M1 (6')
3	832279M1	2	Stud	
4	832140M1	2	Pin	
5	238276M1	1	Rod	
6	227693M1	1	Hinge	
7	353516X1	3	Screw Unf	
8	353446X1	3	Lock Washer	
9	353916X1	3	Nut Unf	
15	791341M91	1	Body	(B)
15	795118M91	1	Elevator	(C, D)
15	796541M92	1	Elevator	(E)
16	796327M1	1	Strip	
17	29033X	9	Rivet	
18	795122M2	2	Support	Right Hand
18	795123M2	1	Support	Left Hand
19	353520X1	3	Bolt Unf	
20	361228X1	3	Washer	
21	353446X1	3	Lock Washer	
22	353519X1	3	Screw Unf	
23	353446X1	3	Lock Washer	
29	796721M1	1	Tightener	
30	796717M1	4	Sleeve	
31	354505X1	4	Bolt Unf	
32	353756X1	8	Washer	
33	353434X1	4	Lock Washer	
34	353431X1	4	Nut Unf	
35	796720M1	1	Tightener	
36	795061M91	1	Chain	(F)
42	227476M1	1	Shield	LEFT
43	353517X1	2	Screw Unf	
44	353755X1	2	Washer	
45	353446X1	2	Lock Washer	
46	353916X1	2	Nut Unf	
47	227475M1	1	Shield	RIGHT
48	353517X1	2	Screw Unf	
49	353755X1	2	Washer	
50	353446X1	2	Lock Washer	

51	353916X1	2	Nut Unf	
52		4	Strip	12"
				Not Serviced, Order 1881497M1 (6')
53	359352X1	1	Plug	(A)
54	359631X1	2	Plug	(A)
60	791976M91	1	Panel	(D)
61	791972M1	1	Plate	(D)
62	791956M1	1	Rod	(D)
63	793174M1	X	Shim	(D)
64	353794X1	6	Bolt Unf	(D)
65	376818X1	6	Washer	(D)
66	355618X1	6	Washer	(D)
67	353446X1	6	Lock Washer	(D)
68	353916X1	6	Nut Unf	(D)
74	791932M1	5	Bolt	(D)
75	353434X1	5	Lock Washer	(D)
76	353771X1	5	Washer	(D)
77	791973M91	1	Cover	(D)
				LEFT
78	791974M91	1	Cover	(D)
				RIGHT
79	376305X1	4	Screw Unf	(D)
80	355618X1	4	Washer	(D)
86	796858M91	1	Plate	
87		1	Plate	Not Serviced, Order 796858M91
88	354198X1	2	Screw Unc	
89	353445X1	2	Lock Washer	
90	354120X1	2	Nut	

(A)
REQUIRED WHEN LIGHTING EQUIPMENT IS NOT
FITTED
(B)
Up to Serial or Engine Number 3913
(C)
From Serial or Engine Number 3914
(D)
Up to Serial or Engine Number 5231
(E)
From Serial or Engine Number 5232
(F)
FOR DETAILS REFER TO PAGE 431

CPO. 3280

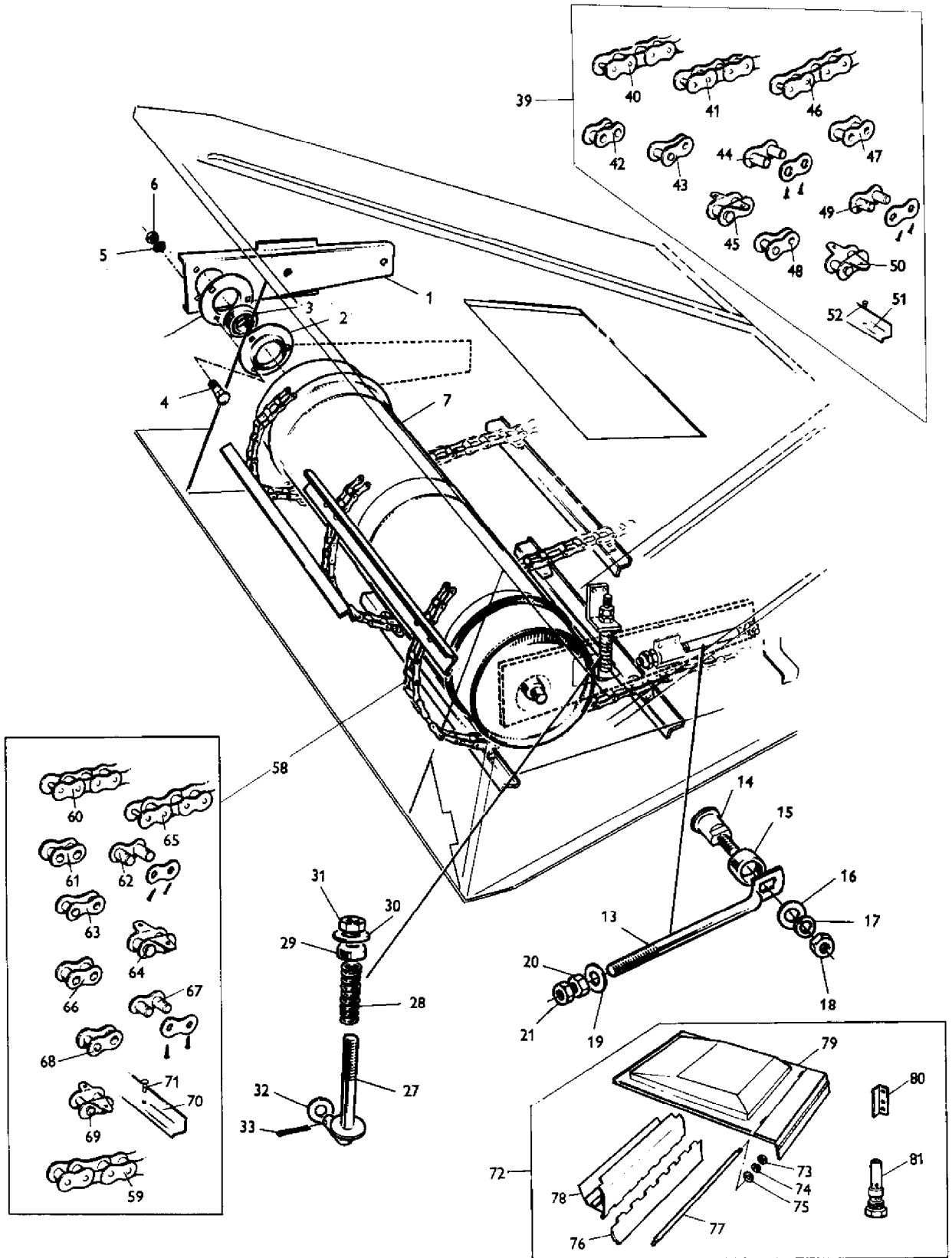


AGCO Corporation
Parts List Report

Massey Ferguson (Europe)
MF 500 COMBINE
Page 156 - ANTIWIND KIT

Item	Part Number	Qty	Part Description	Comments
1	785517M91	1	Kit, Anti-Wind	
2	785526M1	2	Shield	
3	785525M1	2	Shield	
4	240665M1	3	Strip	
5	785535M1	3	Strip	
6	353791X1	12	Bolt Unf	
7	353446X1	12	Lock Washer	
8	353916X1	12	Nut Unf	
9	243519M2	2	Cutoff	
10	785532M91	1	Partition	
11	785530M91	1	Partition	
12	785534M1	4	Stud	
13	353434X1	8	Lock Washer	
14	353431X1	8	Nut Unf	
15	785527M91	1	Partition	
16	243072M1	6	Bracket	
17	364547X1	6	Bolt	
18	353756X1	6	Washer	
19	353434X1	12	Lock Washer	
20	353431X1	12	Nut Unf	

CPO.1643/1



AGCO Corporation
Parts List Report

Massey Ferguson (Europe)

MF 500 COMBINE

Page 159 - ELEVATOR TO CYLINDER

Item	Part Number	Qty	Part Description	Comments
1	226636M91	2	Arm	
2	22286X	4	Flange	
3	831112M1	2	Bearing	
4	353792X1	6	Bolt Unf	
5	353446X1	6	Lock Washer	
6	353916X1	6	Nut Unf	
7	226638M91	1	Drum	
13	230888M2	2	Tightener	
14	230887M1	2	Stud	
15	360706X1	2	Spacer	
16	831853M1	2	Washer	
17	353433X1	2	Lock Washer	
18	353427X1	2	Nut Unf	
19	353760X1	2	Flat Washers	
20	375112X1	2	Nut Unc	
21	375099X1	2	Nut Unc	
27	792435M91	2	Support	
28	224131M1	2	Spring	
29	831127M1	2	Washer	
30	353760X1	2	Flat Washers	
31	375112X1	2	Nut Unc	
32	353760X1	2	Flat Washers	
33	354076X1	2	Pin	
39	226662M91	1	Chain	(A)
39	794398M91	1	Chain	(B, C)
40	226664M91	1	Carrier	Right Hand (A)
40	794396M91	1	Chain	Left Hand (B, C)
41	793259M91	1	Chain	Left Hand (A)
41	794397M91	1	Chain	Right Hand (B, C)
42	329795M91	26	Link	
43	329798M92	3	Link	
44	329797M91	X	Connecting Link	
45	329859M91	17	Link	
46	794395M91	1	Chain	(B, C)
47	329795M91	17	Link	(B, C)
48	329798M92	3	Link	(B, C)
49	329797M91	X	Connecting Link	(B, C)
50	329859M91	34	Link	(B, C)
51	226663M1	17	Slat	(A)

51	794394M2	34	Slat	(B, C)
52	11764X	102	Rivet	(A)
52	2648X	136	Rivet	(B, C)
58	796924M91	1	Chain	(D)
59	243505M91	1	Chain	Left Hand
60	243503M91	1	Chain	Right Hand
61	329949M91	34	Link	
62	329951M91	X	Link	
63	329952M91	3	Link	
64	329953M91	17	Link	
65	243504M91	1	Chain	
66	329949M91	34	Link	
67	329951M91	X	Link	
68	329952M91	3	Link	
69	329953M91	34	Link	
70	796921M1	34	Slat	
71	10591X	136	Rivet	
72	785095M91	1	Kit	(E)
73	353426X1	2	Nut Unf	
74	353432X1	2	Lock Washer	
75	353772X1	2	Washer	
76	227378M1	1	Extension	
77	226914M91	1	Rod	
78	785061M91	1	Plate	
79	910359M91	1	Chaffer	
80	786424M1	3	Bracket	
81	793759M1	1	Valve	

(A)

Up to Serial or Engine Number 2425

(B)

From Serial or Engine Number 2426

(C)

Up to Serial or Engine Number 5231

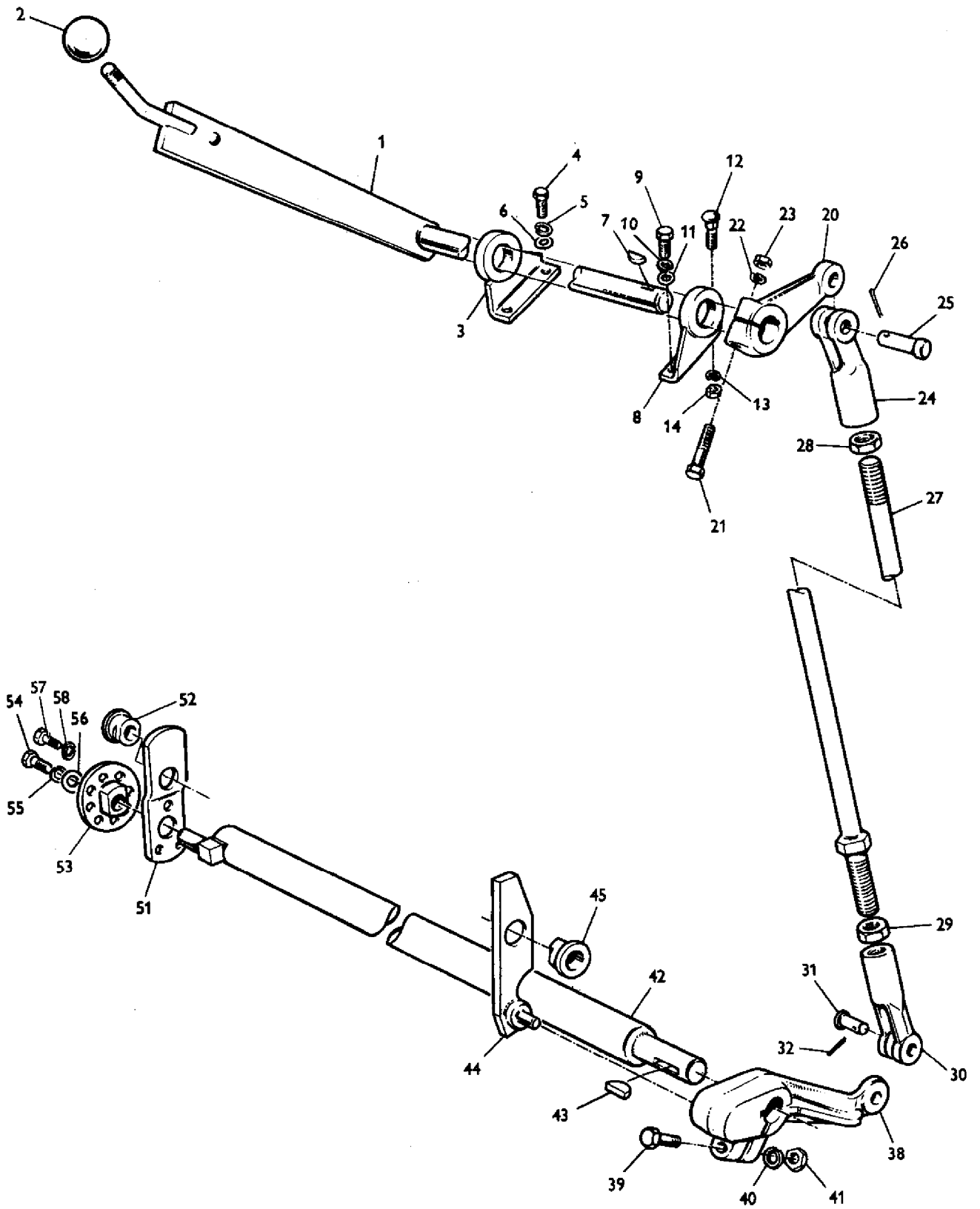
(D)

From Serial or Engine Number 5232

(E)

From Serial or Engine Number 3914

CPO-1644/1



AGCO Corporation
Parts List Report

Massey Ferguson (Europe)

MF 500 COMBINE

Page 163 - CONCAVE CONTROL LINRAGE

Item	Part Number	Qty	Part Description	Comments
1	227961M91	1	Lever	(A)
1	794695M91	1	Lever	(B - C)
2	205612M1	1	Knob	
3	227957M91	1	Bearing	(A)
3	794699M91	1	Bearing Carrier	(B - C)
4	353517X1	2	Screw Unf	
5	353446X1	2	Lock Washer	
6	353755X1	2	Washer	
7	29254X	1	Woodruff Key	(A)
7	794697M1	1	Key Door	(B - C)
8	227957M91	1	Bearing	(A)
8	794699M91	1	Bearing Carrier	(B - C)
9	353519X1	1	Screw Unf	
10	353446X1	1	Lock Washer	
11	353755X1	1	Washer	
12	353794X1	1	Bolt Unf	
13	353446X1	1	Lock Washer	
14	353916X1	1	Nut Unf	
20	793829M1	1	Lever	(A)
20	794692M1	1	Lever	(B - C)
21	353569X1	1	Bolt Unf	
22	353432X1	1	Lock Washer	
23	353426X1	1	Nut Unf	
24	233440M1	1	Clevis	
25	831958M1	1	Pin	
26	354048X1	1	Pin	
27	234241M91	1	Stem	
28	353436X1	1	Nut Unf	
29	357131X1	1	Nut	LEFT
30	234239M1	1	Clevis	
31	831958M1	1	Pin	
32	354048X1	1	Pin	
38	793834M1	1	Lever	(A)
38	794673M1	1	Lever	(B - C)
39	353569X1	1	Bolt Unf	
40	353432X1	1	Lock Washer	
41	353426X1	1	Nut Unf	
42	227396M91	1	Shaft	(A)
42	794691M92	1	Shaft	(B, C)

43	R0-1110-A	1	Key	(A)
43	2020X	1	Key	(B - C)
44	794747M93	1	Link	(C)
45	234240M1	1	Trunnion	
51	794746M3	1	Link	(C)
52	234240M1	1	Trunnion	
53	227960M1	1	Eccentric	(A)
53	794698M1	1	Eccentric	(B, C)
54	353516X1	1	Screw Unf	(C)
55	353446X1	1	Lock Washer	(C)
56	355618X1	1	Washer	
57	353516X1	1	Screw Unf	
58	353446X1	1	Lock Washer	

(A)

Up to Serial or Engine Number 3800

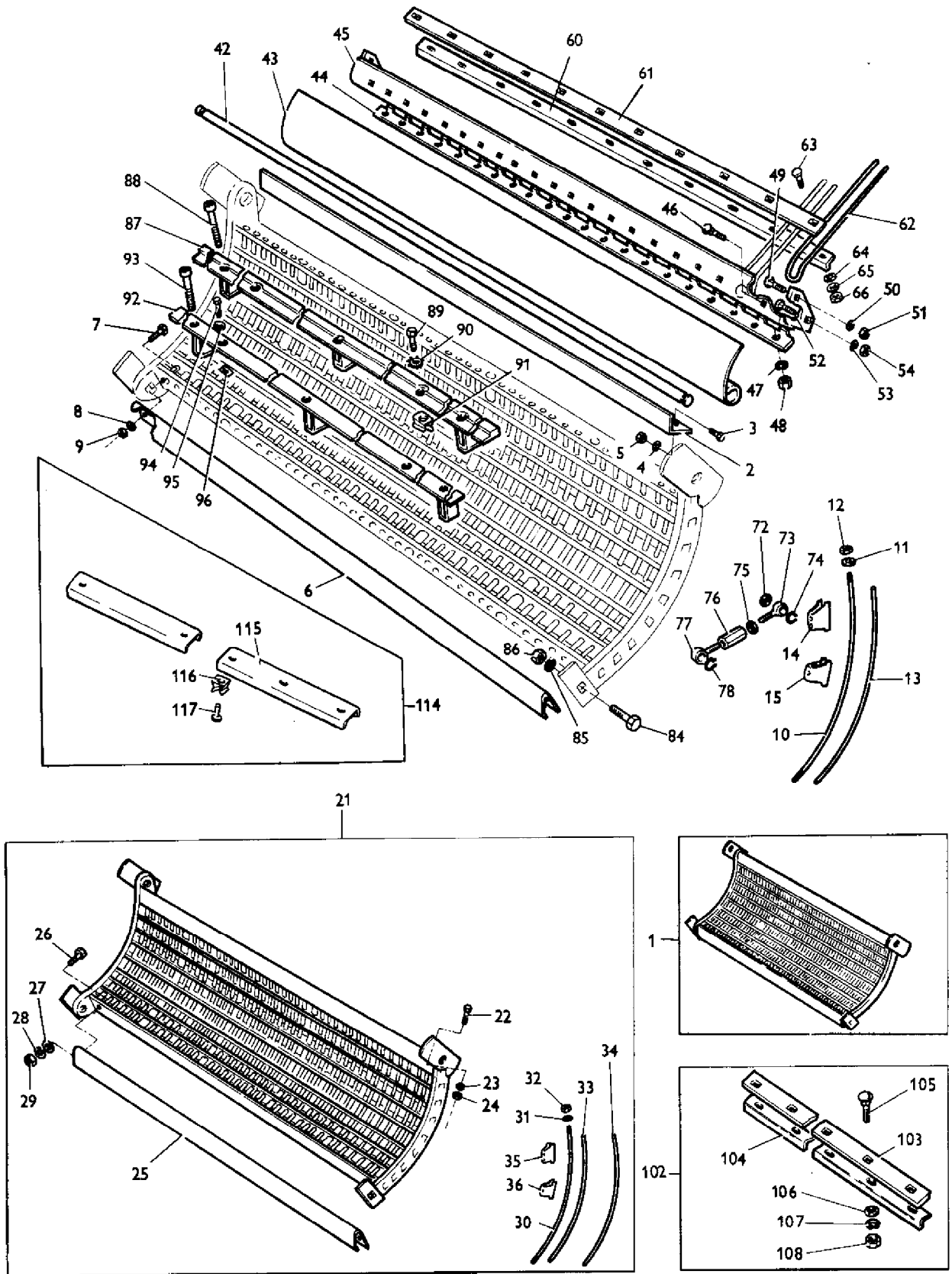
(B)

From Serial or Engine Number 3801

(C)

INCLUDED IN CONCAVE ADJUSTMENT KIT 795079M91

CPO.1645



AGCO Corporation
Parts List Report

Massey Ferguson (Europe)
MF 500 COMBINE
Page 164 - CONCAVE ARRANGEMENT

Item	Part Number	Qty	Part Description	Comments
1	227384M92	1	Concave	(A)
1	795162M92	1	Concave	(B)
2	227387M1	1	Bracket	
3	353519X1	2	Screw Unf	
4	353446X1	2	Lock Washer	
5	353916X1	2	Nut Unf	
6	227392M1	1	Bracket	(A)
6	795136M92	1	Bracket	(B)
7	353525X1	2	Bolt Unf	
8	353446X1	2	Lock Washer	
9	353916X1	2	Nut Unf	
10	227389M1	6	Rod	
11	353432X1	12	Lock Washer	
12	353426X1	12	Nut Unf	
13	227386M1	45	Rod	
14	227388M1	42	Spacer	
15	230929M1	6	Spacer	
21	793640M91	1	Concave	(A - C)
21	793641M91	1	Concave	(A - D)
21	795160M92	1	Concave	(B - E)
21	795161M92	1	Concave	(B - F)
22	353519X1	2	Screw Unf	
23	353446X1	2	Lock Washer	
24	353916X1	2	Nut Unf	
25	227392M1	1	Bracket	(A)
25	795136M91	1	Bracket	(B)
26	353525X1	2	Bolt Unf	(G)
27	353755X1	2	Washer	(G)
28	353446X1	2	Lock Washer	(G)
29	353916X1	2	Nut Unf	
30	227389M1	6	Rod	
31	353432X1	12	Lock Washer	
32	353426X1	12	Nut Unf	
33	793642M1	40	Rod	
34	793643M1	33	Rod	SUPPLIED LOOSE WITH 795161M92 AND 793640M91
35	227388M1	42	Spacer	
36	230929M1	6	Spacer	

42	227393M1	1	Shaft	
43	227402M2	1	Plate	
44	230238M1	1	Keeper	
45	230038M91	1	Support	
46	353829X1	21	Bolt Unf	
47	353432X1	21	Lock Washer	
48	353426X1	21	Nut Unf	
49	832312M1	2	Bolt	
50	353432X1	2	Lock Washer	
51	353426X1	2	Nut Unf	
52	353826X1	2	Bolt Unf	
53	353432X1	2	Lock Washer	
54	353426X1	2	Nut Unf	
60	230237M1	1	Angle	
61	230236M1	1	Plate	
62	230116M1	21	Wire	
63	353797X1	11	Bolt Unf	
64	353755X1	11	Washer	
65	353446X1	11	Lock Washer	
66	353916X1	11	Nut Unf	
72	360706X1	2	Spacer	
73	227383M1	2	Bolt	
74	22042X	2	Segment	
75	353438X1	2	Nut Unf	
76	227382M1	2	Turnbuckle	
77	227354M1	2	Bolt	
78	22042X	2	Segment	
84	832115M1	2	Bolt	
85	353433X1	2	Lock Washer	
86	353427X1	2	Nut Unf	
87	793522M91	1	Filler	SUPPLIED LOOSE IN TOOLBOX
88	376430X1	3	Bolt Unf	
89	353518X1	4	Screw Unf	(H)
90	22428X	4	Lock Washer	(H)
91	227394M91	4	Clip	(H)
92	793852M91	1	Bar	
93	376430X1	3	Bolt Unf	
94	353518X1	4	Screw Unf	(H)
95	22428X	4	Lock Washer	(H)
96	230932M1	4	Nut	(H)
102	791289M91	X	Plate	
103		1	Plate	Not Serviced, Order 791289M91
104		1	Angle	Not Serviced, Order 791289M91
105	353797X1	11	Bolt Unf	
106	353755X1	11	Washer	
107	353446X1	11	Lock Washer	

108	353916X1	11	Nut Unf	
114	791288M91	1	Plate	
115		2	Channel	Not Serviced, Order 791288M91
116	219282M1	8	Clip	
117	13277X	8	Rivet	

(A)

Up to Serial or Engine Number 3913

(B)

From Serial or Engine Number 3914

(C)

Alternative 227384M92, 793641M91

(D)

Alternative 227384M92, 793640M91

(E)

Alternative 795162M92, 795161M92

(F)

Alternative 795162M92, 795160M92

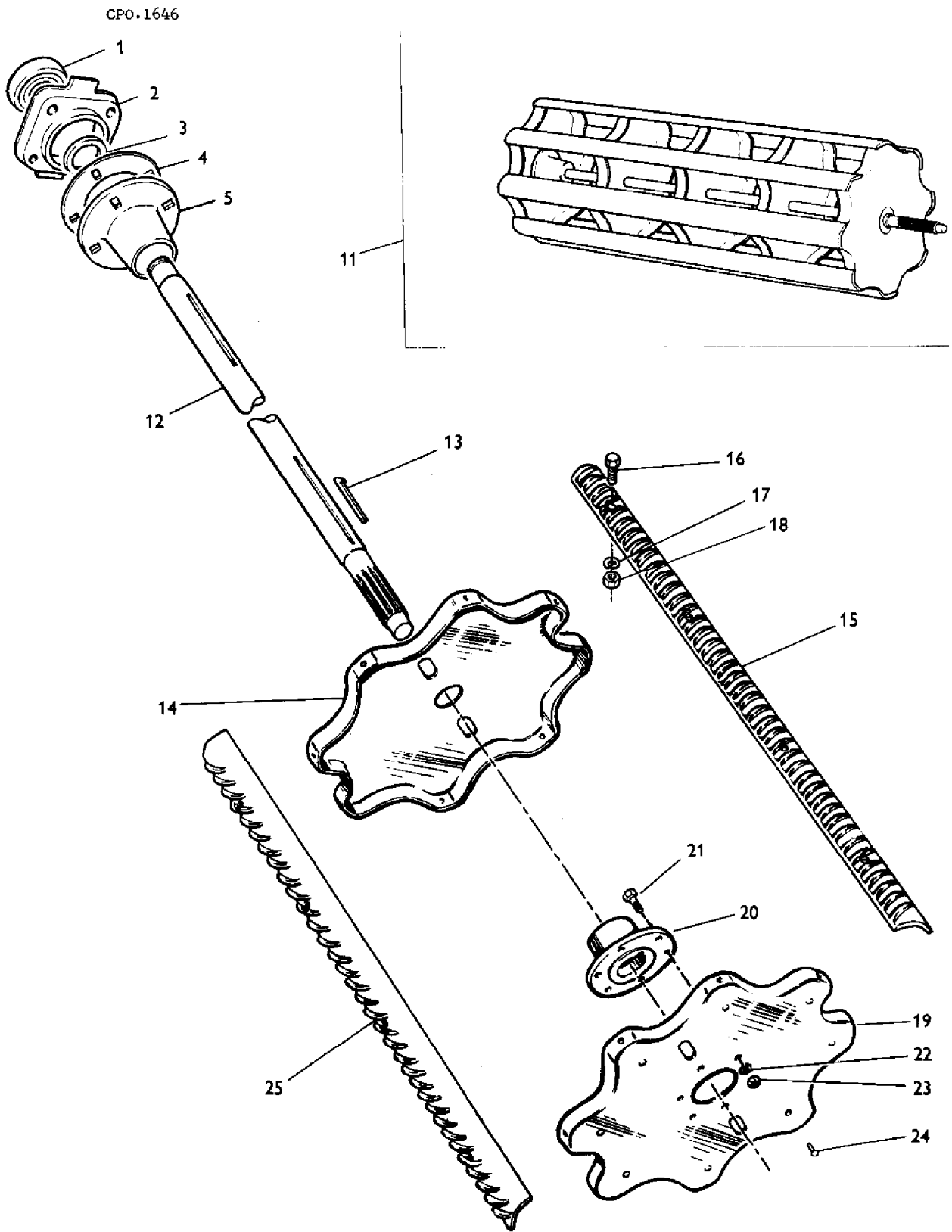
(G)

FITTED WITH 795160M92 AND 795161M92 ONLY

(H)

USED WITH EARLY MODEL FILLER BARS ONLY

CYLINDER

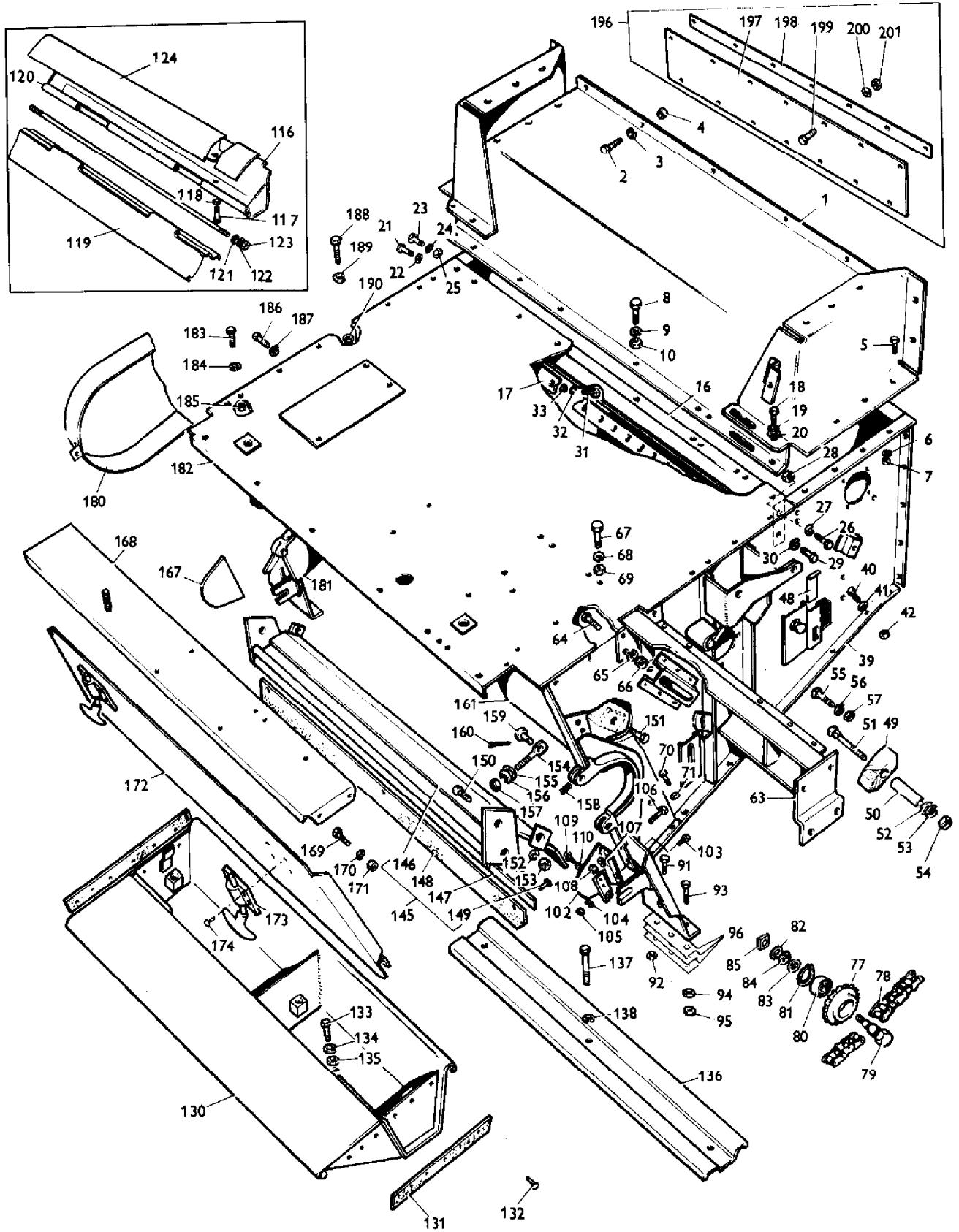


AGCO Corporation
Parts List Report

Massey Ferguson (Europe)
MF 500 COMBINE
Page 168 - CYLINDER

Item	Part Number	Qty	Part Description	Comments
1	831783M1	1	Bearing	
2	793833M1	1	Housing	
3	832868M1	1	Washer	
4	234294M1	1	Gasket	
5	234292M1	1	Cover	
11	226793M91	1	Cylinder	
12	792337M91	1	Shaft	
13	MP1163	2	Key Door	
14	795911M1	3	Support	
15	226567M1	4	Beater Bar	
16	353558X1	40	Screw Unf	
17	353432X1	40	Lock Washer	
18	353426X1	40	Nut Unf	
19	233030M1	2	Support	
20	233029M1	2	Hub	
21	353560X1	12	Screw Unf	
22	353432X1	12	Lock Washer	
23	353426X1	12	Nut Unf	
24	203418M1	X	Rivet	1/4"
24	203417M1	X	Rivet	5/16"
24	203381M1	X	Rivet	3/8"
24	203382M1	X	Rivet	7/16"
24	203383M1	X	Rivet	1/2"
24	203384M1	X	Rivet	9/16"
25	226568M1	4	Beater Bar	

CPO.1647/1



AGCO Corporation
Parts List Report

Massey Ferguson (Europe)
MF 500 COMBINE
Page 171 - CYLINDER HOUSING

Item	Part Number	Qty	Part Description	Comments
1	226913M91	1	Bearer	
2	353516X1	5	Screw Unf	
3	353446X1	5	Lock Washer	
4	353916X1	5	Nut Unf	
5	353516X1	6	Screw Unf	
6	353446X1	6	Lock Washer	
7	353916X1	6	Nut Unf	
8	353516X1	5	Screw Unf	
9	353446X1	5	Lock Washer	
10	353916X1	5	Nut Unf	
16	793462M91	1	Beam	(C)
16	796473M91	1	Beam	(D)
17	796476M1	1	Stripper	(D)
18	353518X1	1	Screw Unf	(C)
18	353538X1	1	Screw Unf	(D)
19	353446X1	1	Lock Washer	(C)
19	353434X1	1	Lock Washer	(D)
20	353756X1	1	Washer	(D)
21	353559X1	1	Screw Unf	
22	353432X1	1	Lock Washer	
23	353559X1	1	Screw Unf	
24	353432X1	1	Lock Washer	
25	353426X1	1	Nut Unf	
26	353558X1	1	Screw Unf	
27	353432X1	1	Lock Washer	
28	353426X1	1	Nut Unf	
29	353558X1	1	Screw Unf	
30	353432X1	1	Lock Washer	
31	353538X1	8	Screw Unf	(D)
32	353434X1	8	Lock Washer	(D)
33	353756X1	8	Washer	(D)
39	226953M92	1	Side	Left Hand (A)
39	795152M91	1	Side	Left Hand (B)
40	353516X1	4	Screw Unf	
41	353446X1	4	Lock Washer	
42	353916X1	4	Nut Unf	
48	234244M1	1	Cover	
49	793242M1	1	Guide	
50	793243M1	2	Sleeve	

51	354842X1	2	Bolt Unf	
52	353758X1	2	Washer	(E)
53	353439X1	2	Lock Washer	
54	353437X1	2	Nut Unf	
55	353861X1	2	Bolt Unf	
56	353439X1	2	Lock Washer	
57	353437X1	2	Nut Unf	
63	795209M91	1	Support	
64	353558X1	4	Screw Unf	
65	353432X1	4	Lock Washer	
66	353426X1	4	Nut Unf	
67	353516X1	2	Screw Unf	
68	353446X1	2	Lock Washer	
69	353916X1	2	Nut Unf	
70	353559X1	6	Screw Unf	
71	353432X1	6	Lock Washer	
77	219348M1	1	Sprocket	
78	226974M91	1	Chain	(G)
79	795379M1	1	Trunnion	
80	22258X	1	Bearing Assy	
81	208230M1	2	Ring	
82	376849M1	X	Shim	
83	353760X1	2	Flat Washers	
84	353433X1	1	Lock Washer	
85	227974M1	1	Nut	
91	353560X1	2	Screw Unf	
92	353432X1	2	Lock Washer	
93	353561X1	4	Screw Unf	
94	353432X1	4	Lock Washer	
95	353426X1	4	Nut Unf	
96	226929M1	X	Shim	.15"
96	226930M1	X	Shim	.030"
96	226931M1	X	Shim	.060"
102	795115M91	1	Bracket	(B)
103	353519X1	2	Screw Unf	(B)
104	353446X1	2	Lock Washer	(B)
105	353916X1	2	Nut Unf	(B)
106	353521X1	2	Bolt Unf	(B)
107	353446X1	2	Lock Washer	(B)
108	353916X1	2	Nut Unf	(B)
109	353527X1	2	Screw	(B)
110	353917X1	2	Nut Unf	(B)
116	227412M91	1	Trap	(A)
117	353516X1	4	Screw Unf	(A)
118	353446X1	4	Lock Washer	(A)
119	227375M91	1	Extension	(A)

120	227409M91	1	Cover	(A)
121	226914M1	1	Rod	(A)
122	353772X1	2	Washer	(A)
123	353432X1	2	Lock Washer	(A)
124	353426X1	2	Nut Unf	(A)
130	795139M92	1	Stone Trap	(B, F)
131	795146M1	2	Strip	
132	49189X	12	Rivet	
133	353676X1	2	Screw Unc	
134	353446X1	2	Lock Washer	
135	353565X1	2	Bolt Unf	
136	795150M1	1	Cover	(B)
137	354498X1	3	Bolt Unf	(B)
138	353446X1	3	Lock Washer	(B)
145	226923M91	1	Support	(C)
145	240673M91	1	Support	(D)
146		1	Support	ORDER APPROPRIATE ASSEMBLY
147	226927M2	1	Strap	
148	226928M2	1	Strip	
149	49361X	11	Rivet	
150	353559X1	6	Screw Unf	(C)
150	353559X1	4	Screw Unf	(D)
151	353563X1	2	Bolt Unf	(D)
152	353432X1	6	Lock Washer	
153	353426X1	6	Nut Unf	
154	786426M1	4	Bolt	
155	353760X1	4	Flat Washers	
156	353433X1	4	Lock Washer	
157	353427X1	4	Nut Unf	
158	C1026	2	Spring	
159	195405M1	4	Pin	
160	354066X1	4	Pin	
161	226935M91	1	Cover	
167	795113M91	1	Bracket Assy.	(B) Right Hand
168	230046M91	1	Channel	
169	353558X1	4	Screw Unf	
170	353432X1	4	Lock Washer	
171	353426X1	4	Nut Unf	
172	226969M91	1	Door	(C)
172	240670M91	1	Door	(D)
173	785565M91	2	Catch	
174	29031X	8	Rivet	
180	794653M91	1	Guard	(B)
181	226947M92	1	Side	Right Hand (A)
181	795151M91	1	Side	Right Hand (B)

182	226965M91	1	Roof	(C)
182	795201M91	1	Roof	(D)
183	353517X1	6	Screw Unf	
184	353446X1	6	Lock Washer	
185	353916X1	6	Nut Unf	
186	353559X1	2	Screw Unf	
187	353432X1	2	Lock Washer	
188	353516X1	4	Screw Unf	
189	353446X1	4	Lock Washer	
190	353916X1	4	Nut Unf	
196	785644M91	1	Kit	
197	785608M1	1	Curtain	
198	248373M1	1	Strip	
199	353666X1	7	Screw Unc	
200	359004X1	7	Lock Washer	
201	355564X1	7	Nut Unc	

(A)

Up to Serial or Engine Number 3913

(B)

From Serial or Engine Number 3914

(C)

Up to Serial or Engine Number 5231

(D)

From Serial or Engine Number 5232

(E)

AFTER SERIAL NO. 3914 QUANTITY 1 ONLY
REQUIRED

(F)

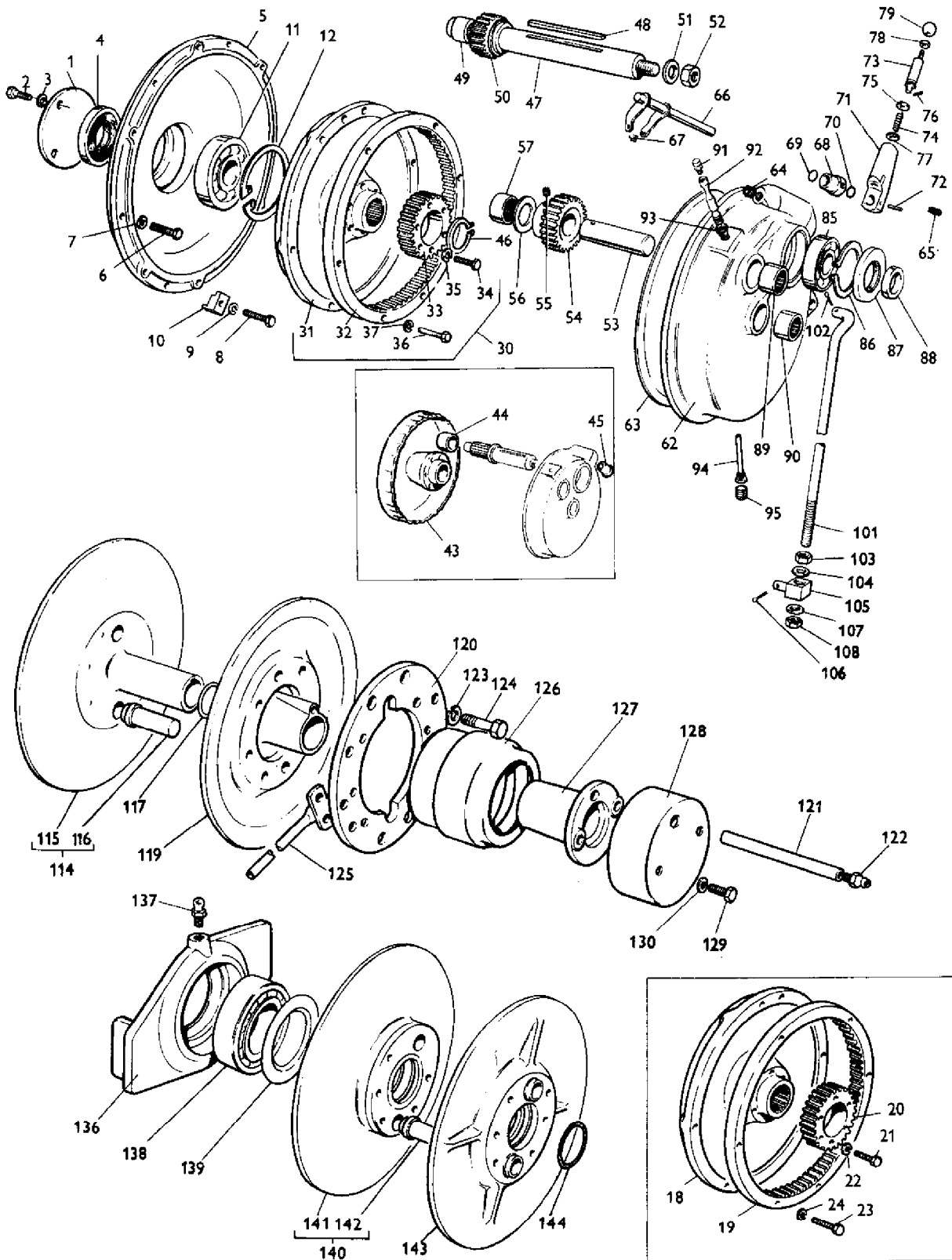
FOR USE WITH 785644M91

(G)

FOR DETAILS REFER PAGE 431

CYLINDER DRIVE

CPO.1648/2



AGCO Corporation
Parts List Report

Massey Ferguson (Europe)
MF 500 COMBINE
Page 176 - CYLINDER DRIVE

Item	Part Number	Qty	Part Description	Comments
1	785466M1	1	Plate	(Y, Z)
2	377048X1	3	Screw Unc	(Y, Z)
3	22445X	3	Tooth Washer	(Y, Z)
4	793411M1	1	Seal	(Y, Z)
5	785304M1	1	Housing	(Y, Z)
6	353560X1	6	Screw Unf	(Y, Z)
7	353432X1	6	Lock Washer	(Y, Z)
8	353699X1	6	Screw Unc	(Y, Z)
9	353432X1	6	Lock Washer	(Y, Z)
10	226997M1	6	Clamp	(Y, Z)
11	832464M1	1	Bearing	(Y, Z)
12	355997X1	1	Segment	(Y, Z)
18	792180M91	1	Hub	(A, C, Z)
19	227356M1	1	Ring	(A, C, Z)
20	227364M1	1	Gear	(A, Y, Z)
21	792242M1	6	Bolt	(A, Y, Z)
22	353432X1	6	Lock Washer	(A, Y, Z)
23	353683X1	6	Bolt Unc	(A, Z)
24	22756X	6	Lock Washer	(A, Z)
30	793407M92	1	Hub	(B, Z)
31	792299M2	1	Hub	(Z)
32	240646M1	1	Gear	(Z)
33	792305M2	1	Gear	(Y, Z)
34	792382M1	6	Bolt	(Y, Z)
35	353432X1	6	Lock Washer	(Z)
36	792298M1	8	Bolt	(Z)
37	353434X1	8	Lock Washer	(Z)
43	234355M91	1	Flinger	(A, Y)
43	792308M91	1	Flinger	(B, Y)
44	832760M1	1	Bearing	(Y)
45	234258M1	1	Plug	(Y)
46	352972X1	1	Ring	(Y, Z)
47	227358M2	1	Shaft	(D, Y, Z)
47	794881M1	1	Shaft	(Y, Z)
48	MP1396	1	Key Door	(E, Y, Z)
48	362042X1	1	Key	(F, Y, Z)
49	832775M1	1	Bearing	(Y, Z)
50	227367M1	1	Pinion	(Y, Z)
51	361067X1	1	Washer	(Y, Z)

52	353436X1	2	Nut Unf	(Y, Z)
53	786040M1	1	Clevis Pin	(Y, Z)
54	227360M1	1	Gear	(Y, Z)
55	377040X1	1	Screw Unf	(Y, Z)
56	234290M1	2	Washer	(Y, Z)
57	832775M1	1	Bearing	(Y, Z)
62	226996M1	1	Housing	(G, Y, Z)
62	226996M2	1	Housing	(J, Y, Z)
62	796818M91	1	Housing	(L, Y, Z)
62	785916M1	1	Housing	(Y, Z)
63	227366M1	1	Ring	(Y, Z)
64	356041X1	1	Plug	(M, Y, Z)
65	360686X1	1	Screw	(Y, Z)
66	227369M91	1	Finger	(Z)
67	227359M1	2	Pin	(Z)
68	226990M1	1	Bush	(H, Z)
68	226990M2	1	Bush	(J, Z)
69	359252X1	1	O Ring	(K, Y, Z)
70	359248X1	1	Ring	(Y, Z)
71	227373M1	1	Arm	(N, Z)
71	240516M1	1	Arm	(Z)
72	357647X1	1	Pin	(Z)
73	227365M1	1	Plunger	(P, Z)
73	240515M2	1	Plunger	(R, Z)
73	785598M1	1	Plunger	(Z)
74	213855M1	1	Spring	(S, Z)
74	785597M1	1	Spring	(Z)
75	227374M1	1	Collar	(Q, Z)
76	361077X1	1	Pin	(Q, Z)
77	240514M2	2	Washer	(T, Z)
77	785596M1	2	Washer	(Z)
78	375108X1	1	Nut Unc	(Z)
79	210976M2	1	Knob	(Z)
85	AC1163	1	Bearing Ball	(Y, Z)
86	352433X1	1	Circlip	(Y, Z)
87	793411M1	1	Seal	(Y, Z)
88	233040M2	1	Collar	(Y, Z)
89	832776M1	1	Bearing	(Y, Z)
90	832777M1	1	Bearing	(Y, Z)
91	190729M91	1	Breather	(Y, Z)
92	226985M1	1	Extension	(Y, Z)
93	359730X1	1	Bush	(Y, Z)
94	792667M91	1	Plug	(Y, Z)
95	355547X1	1	Plug	(Y, Z)
101	226998M1	1	Rod	(Y, Z)
102	354059X1	1	Pin	(Y, Z)

103	375099X1	1	Nut Unc	(Y, Z)
104	353760X1	1	Flat Washers	(Y, Z)
105	226995M1	1	Pin	(Y, Z)
106	354059X1	1	Pin	(Y, Z)
107	353760X1	1	Flat Washers	(Y, Z)
108	375099X1	1	Nut Unc	(Y, Z)
114	227350M92	1	Pulley	(Y, Z)
115		1	Pulley Half	Not Serviced, Order 227350M92
116	227351M1	2	Pin	(Y, Z)
117	195565M1	1	O Ring	(Y, Z)
118	226982M92	1	Pulley	(W, Y, Z)
119		1	Pulley Half	Not Serviced, Order 226982M92
120	795025M1	1	Collar	(X, Y, Z)
121	226989M1	1	Pipe	(Y, Z)
122	200191M1	1	Nipple	(Y, Z)
123	22764X	6	Lock Washer	(X, Y, Z)
124	353541X1	6	Bolt Unf	(X, Y, Z)
125	240401M91	1	Wrench	(X, Y, Z)
126	226991M91	1	Housing	(Y, Z)
127	227363M1	1	Retainer	(V, Y, Z)
127	794579M2	1	Retainer	(W, Y, Z)
128	794572M91	1	Cup	(W, Y, Z)
129	353687X1	2	Bolt Unc	(W, Y, Z)
130	353446X1	2	Lock Washer	(W, Y, Z)
136	794780M1	1	Housing	(Y, Z)
137	MP1058	1	Nipple	(Y, Z)
138	832316M1	1	Bearing	(Y, Z)
139	230832M1	1	Cage	(Y, Z)
140	230830M92	1	Pulley	(Y, Z)
141		1	Pulley Half	(Y, Z)
142	227351M1	2	Pin	(Y, Z)
143	226976M92	1	Pulley	(Y, Z)
144	1009654M1	1	Seal	(Y, Z)
145	168705M91	1	Kit, Cylinder	(U, Y, Z)

(A)
UP TO SERIAL NO. 463
(B)
FROM SERIAL NO. 463
(C)

(D)
NO LONGER SERVICED, ORDER 794881M1 WITH
362042X1
(E)

(F)
USED ONLY WHEN 794881M1

(G)
NO LONGER SERVICED, ORDER 226996M2 WITH
226990M2 A ND 359252X1

(H)
USED ONLY WITH 226996M1

(J)
NO LONGER SERVICED, ORDER 796818M91

(K)
USED ONLY WITH 226996M2

(L)
NO LONGER SERVICED USE 785916M1 HOUSING
WITH 35604 1X1 PLUG

(M)
INCLUDED IN 796818M91

(N)
NO LONGER SERVICED, ORDER 240516M1 WITH
240515M2 A ND 2 OFF 240514M2

(P)
USED ONLY WITH 227373M1. NO LONGER SERVICED,
ORDER 240515M2 AND 2 OFF 240514M2

(Q)
USED ONLY WITH 227365M1

(R)
NO LONGER SERVICED, ORDER 785598M1 WITH
785596M1 A ND 785597M1

(S)
NO LONGER SERVICED, ORDER 785597M1 WITH
785598M1 A ND 785596M1

(T)
USED ONLY WITH 240515M2, NO LONGER SERVICED,
ORDER 785596M1 WITH 785597M1 AND 785598M1

(U)
UP TO SERIAL NO. 2425. INCLUDES ITEMS MARKED

(X)

(V)
UP TO SERIAL NO. 3913

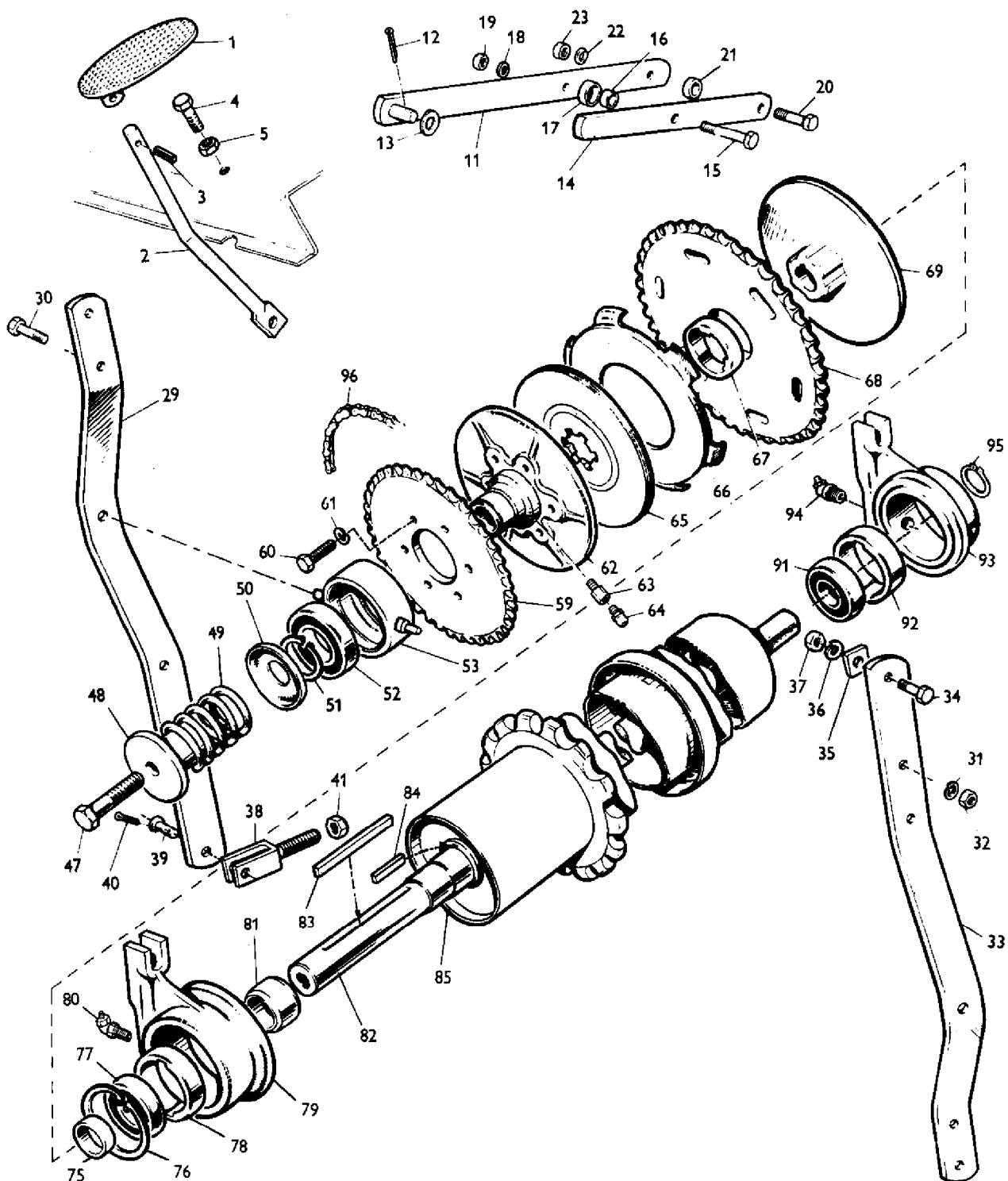
(W)
FROM SERIAL NO. 3914

(X)
INCLUDED IN KIT 168705M91

(Y)
SINGLE SPEED

(Z)
TWO SPEED

CPO.1649



AGCO Corporation
Parts List Report

Massey Ferguson (Europe)

MF 500 COMBINE

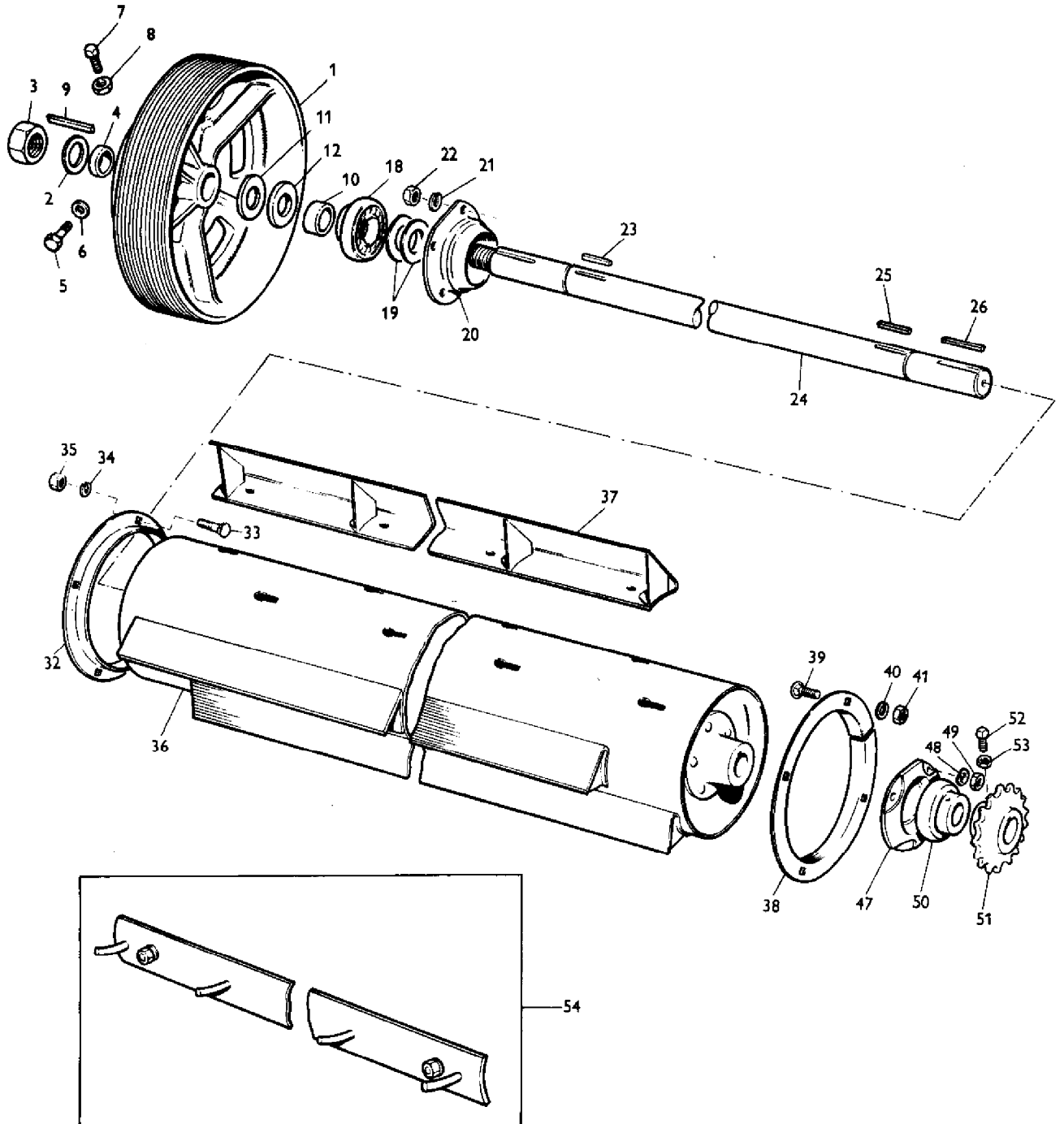
Page 183 - TOP SHAFT AND CLUTCH CONTROLS

Item	Part Number	Qty	Part Description	Comments
1	228546M1	1	Pedal	
2	228541M1	1	Clevis Pin	(F)
2	795823M1	1	Rod	(G)
3	353132X1	1	Pin	
4	353561X1	1	Screw Unf	
5	353428X1	2	Nut Unf	
11	792415M91	1	Lever	(F)
11	795831M91	1	Arm	(G)
12	354059X1	1	Pin	
13	353759X1	1	Washer	
14	795825M1	1	Arm	(G)
15	353524X1	1	Bolt Unf	
16	228538M1	1	Spacer	
17	228539M1	1	Roller	
18	353446X1	1	Lock Washer	
19	353916X1	1	Nut Unf	
20	353522X1	1	Bolt Unf	
21	228538M1	1	Spacer	
22	353446X1	1	Lock Washer	
23	353916X1	1	Nut Unf	
29	228544M1	1	Lever	
30	353522X1	4	Bolt Unf	
31	353446X1	4	Lock Washer	
32	353916X1	4	Nut Unf	
33	228543M1	1	Lever	
34	353518X1	1	Screw Unf	
35	792416M1	1	Stop	
36	353446X1	1	Lock Washer	
37	353916X1	1	Nut Unf	
38	228547M91	1	Clevis	
39	195396M1	1	Clevis Pin	
40	354059X1	1	Pin	
41	353428X1	2	Nut Unf	
47	832069M1	1	Bolt	
48	226579M1	1	Retainer	
49	665184M1	1	Spring	
50	226580M1	1	Retainer	
51	350394X1	1	Ring	
52	353236X1	1	Bearing	

53	228545M1	1	Housing	
59	226582M1	1	Sprocket	
60	353678X1	6	Screw Unc	
61	353446X1	6	Lock Washer	
62	226581M1	1	Disc	(A)
				Not Serviced, Order 794499M91
62	794491M1	1	Disc	(B, C)
63	794481M1	1	Rod	(B, C)
64	200191M1	1	Nipple	(B, C)
65	226586M91	2	Disc	
66	226583M91	2	Disc	
67	226593M1	1	Bearing	
68	226589M1	1	Sprocket	
69	226590M91	1	Hub	
75	361092X1	1	Spacer	
76	352433X1	1	Circlip	
77	831822M1	1	Bearing	
78	832077M1	1	Cup	
79	796548M1	1	Support	
80	19575X	1	Grease Nipple	
81	226594M1	1	Spacer	
82	226604M91	1	Shaft	
83	360587X1	1	Key Door	
84	353186X1	2	Key Parallel	
85	226595M91	1	Drum	(D)
85	794399M91	1	Drum	(E)
91	831822M1	1	Bearing	
92	832077M1	1	Cup	
93	796548M1	1	Support	
94	19575X	1	Grease Nipple	
95	352699X1	1	Ring	
96	795061M91	1	Chain	(H)
				(A)
				COMPRISES 794491M1, 794481M1 AND 200191M1
				(B)
				INCLUDED IN REPAIR 794499M91 FOR MACHINES UP TO SERIAL NO. 2225
				(C)
				From Serial or Engine Number 2226
				(D)
				Up to Serial or Engine Number 2425
				(E)
				From Serial or Engine Number 2426
				(F)
				Up to Serial or Engine Number 3913
				(G)

From Serial or Engine Number 3914
(H)
FOR DETAILS REFER PAGE 431

CPO.1650/1



AGCO Corporation
Parts List Report

Massey Ferguson (Europe)

MF 500 COMBINE

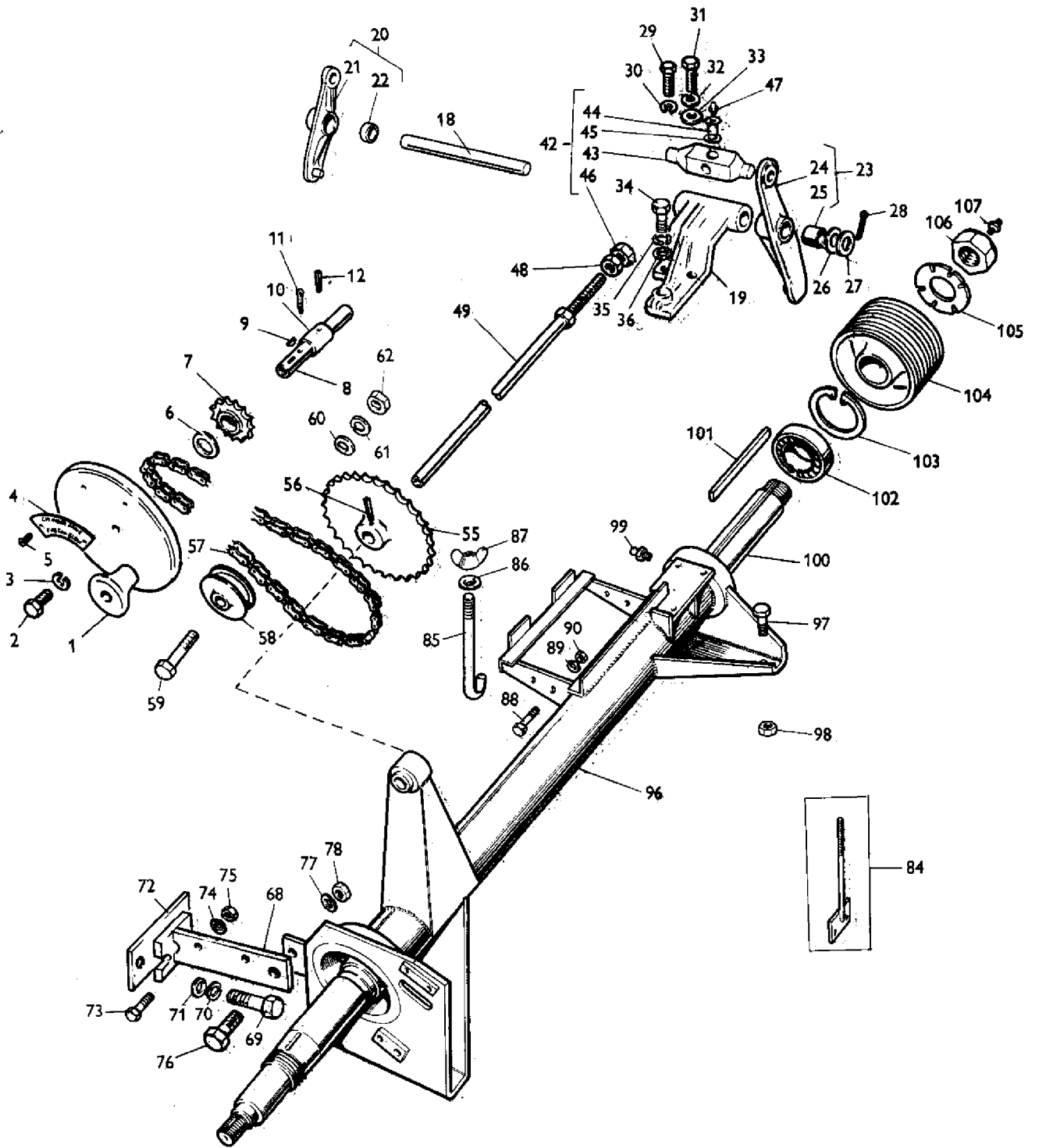
Page 187 - REAR BEATER ARRANGEMENT

Item	Part Number	Qty	Part Description	Comments
1	226576M1	1	Pulley	(A)
1	234545M1	1	Pulley	(B, C)
1	795066M1	1	Pulley	(D)
2	353777X1	1	Washer	(D, E, F)
3	355647X1	2	Nut Unf	(D, E, F)
4	795865M1	1	Spacer	(E, J)
5	355209X1	1	Screw Unc	(C)
6	375110X1	1	Nut Unc	(C)
7	353747X1	1	Screw Unc	(C)
8	375110X1	1	Nut Unc	(C)
9	MP1379	1	Key	(A, E)
9	363702X1	1	Key	(B, F)
10	795864M1	1	Spacer	(E, J)
10	795169M1	1	Spacer	(F, K)
11	832097M1	X	Washer	(C)
11	795063M1	2	Washer	(D, E, F)
12	361074X1	1	Spacer	(A)
18	831778M1	1	Bearing	(C)
18	895720M1	1	Bearing	(D, E, F)
19	832068M1	X	Shim	(C)
19	795070M1	3	Shim	(D, E, F)
20	230764M1	1	Housing	(C)
20	794918M1	1	Housing	(D, E, F)
21	353439X1	4	Lock Washer	
22	353437X1	4	Nut Unf	
23	353186X1	1	Key Parallel	(E, F)
24	795065M1	1	Shaft	(D, E, F)
25	353186X1	1	Key Parallel	(E, F)
26	MP1384	1	Key Door	(E, F)
32	233974M1	1	Shield	
33	353791X1	4	Bolt Unf	
34	353446X1	4	Lock Washer	
35	353916X1	4	Nut Unf	
36	226571M91	1	Cylinder	(A)
36	234542M91	1	Cylinder	(B, E)
37	226577M92	6	Vane	
38	233974M1	1	Shield	
39	353791X1	4	Bolt Unf	
40	353446X1	4	Lock Washer	

41	353916X1	4	Nut Unf	
47	230764M1	1	Housing	(C)
47	794918M1	1	Housing	(D, E, F)
48	353439X1	4	Lock Washer	
49	353437X1	4	Nut Unf	
50	831778M1	1	Bearing	(C)
50	895720M1	1	Bearing	(D, E, F)
51	226569M91	1	Sprocket	
52	353747X1	2	Screw Unc	
53	375110X1	2	Nut Unc	
54	792285M91	1	Plate	
	795866M91	X	Parts Pack	(G) NOT ILLUSTRATED
	795167M91	X	Parts Pack	(H) NOT ILLUSTRATED (A) Up to Serial or Engine Number 2225 (B) From Serial or Engine Number 2226 (C) Up to Serial or Engine Number 3913 (D) From Serial or Engine Number 3914 (E) INCLUDED IN KIT 795866M91 (F) INCLUDED IN KIT 795167M91 (G) TO SERVICE MACHINES UP TO SERIAL NO. 2225. INCLUDES ITEMS MARKED E (H) TO SERVICE MACHINES FROM SERIAL NO. 2226 UP TO SERIAL NO. 3913. INCLUDES ITEMS MARKED F (J) USE ONLY WITH PULLEY 226576M1 (K) USE ONLY WITH PULLEY 234545M1

MAIN COUNTERSHAFT

CPO.1651/1



AGCO Corporation
Parts List Report

Massey Ferguson (Europe)
MF 500 COMBINE
Page 191 - MAIN COUNTER SHAFT

Item	Part Number	Qty	Part Description	Comments
1	223967M91	1	Crank	
2	353516X1	1	Screw Unf	
3	353446X1	1	Lock Washer	
4	233973M1	1	Plate	
5	360358X1	2	Screw	
6	222563M1	1	Washer	
7	233971M1	1	Sprocket	
8	230607M1	1	Shaft	
9	2951X	1	Key	
10	785141M1	1	Spacer	
11	354061X1	1	Pin	
12	353478X1	1	Groove Pin	
18	230630M1	1	Shaft	
19	230610M1	1	Bracket	(A)
19	793857M1	1	Bracket	(B)
20	240546M91	1	Lever	
21		1	Lever	Not Serviced, Order 240546M91
22	832563M1	2	Bearing	
23	794466M91	1	Lever	
24		1	Lever	Not Serviced, Order 794466M91
25	832563M1	2	Bearing	
26	832106M1	2	Washer	
27	832012M1	X	Shim	
28	354080X1	2	Pin	
29	353560X1	1	Screw Unf	
30	353432X1	1	Lock Washer	
31	353561X1	1	Screw Unf	
32	353432X1	1	Lock Washer	
33	353757X1	1	Washer	
34	353567X1	1	Bolt Unf	
35	353432X1	1	Lock Washer	
36	353757X1	1	Washer	
42	794744M91	1	Swivel	
43	794539M1	1	Swivel	
44	794540M1	1	Spigot	
45	354946X1	2	Ring	
46	794541M1	2	Nut	
47	19575X	1	Grease Nipple	
48	357131X1	2	Nut	

49	230634M91	1	Rod	
55	233964M1	1	Sprocket	
56	353478X1	1	Groove Pin	
57	233943M91	1	Chain	(L)
58	785057M1	1	Pulley	
59	353600X1	1	Bolt Unf	
60	353773X1	2	Washer	
61	353439X1	1	Lock Washer	
62	353437X1	1	Nut Unf	
68	793487M91	1	Support	
69	353700X1	2	Screw Unc	
70	353432X1	2	Lock Washer	
71	353757X1	2	Washer	
72	230357M1	X	Shim	
73	353518X1	1	Screw Unf	
74	353446X1	1	Lock Washer	
75	353916X1	1	Nut Unf	
76	353613X1	1	Screw Unf	
77	353433X1	1	Lock Washer	
78	353427X1	1	Nut Unf	
84	791098M91	1	Stem	(D)
85	795057M1	2	Knotter Hook	(E)
85	795528M1	2	Hook	(K)
86	353446X1	2	Lock Washer	(D)
86	353441X1	2	Lock Washer	(E)
87	355583X1	2	Nut Unf	(D)
87	355582X1	2	Nut Unf	(E)
88	353517X1	8	Screw Unf	(J)
89	353446X1	8	Lock Washer	(J)
90	353916X1	8	Nut Unf	(J)
96	793905M93	1	Pipe	(A)
96	793880M93	1	Pipe	(B)
97	353558X1	6	Screw Unf	
98	376296X1	6	Nut Unf	
99	MP1059	2	Lubricator	(C)
100	230379M1	1	Shaft	(F)
100	787414M91	1	Kit, Mainshaft	(G, H)
101	361102X1	1	Key	
102	832744M1	1	Bearing	
103	356000X1	1	Ring	
104	226836M1	1	Pulley	
105	230378M1	1	Washer	
106	832452M1	1	Nut	
107	MP1059	1	Lubricator	

(A)

EARLY MODELS ONLY

(B)

LATE MODELS ONLY

(C)

Up to Serial or Engine Number 2425

(D)

Up to Serial or Engine Number 3043

(E)

From Serial or Engine Number 3044

(F)

Up to Serial or Engine Number 3913

(G)

From Serial or Engine Number 3914

(H)

INCLUDES BEARING 896092M1. INCLUDED IN
CONVERSION KIT, SPLINED TO TAPER CLUTCH
794138M94

(J)

4 ONLY REQUIRED AFTER SERIAL NO. 3044

(K)

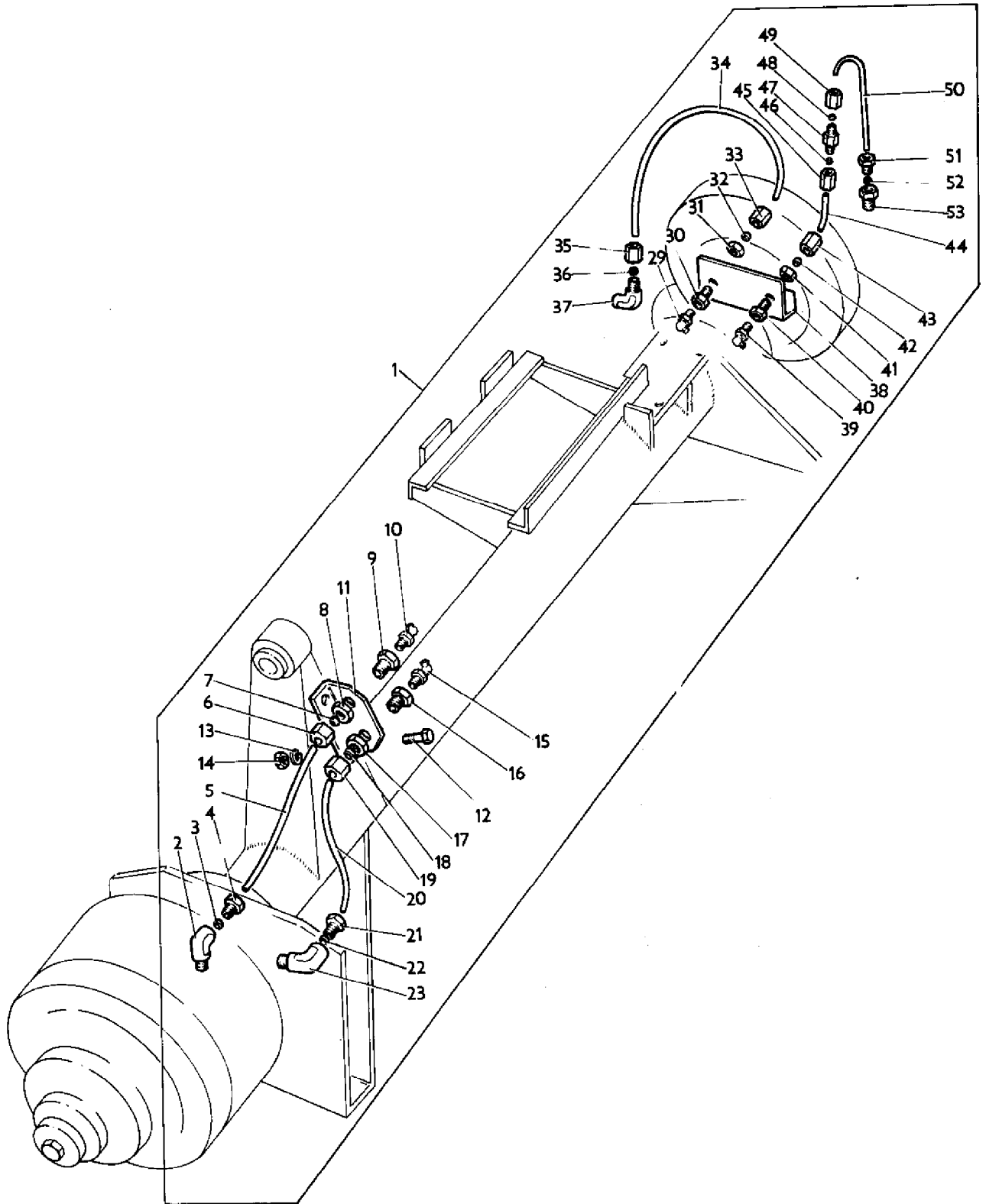
FOR COLD CLIMATE BATTERY ONLY

(L)

FOR DETAILS REFER PAGE 431

MAIN COUNTERSHAFT LUBRICATION SYSTEM
(UP TO SERIAL NO. 2425)

CP0.3281



AGCO Corporation
Parts List Report

Massey Ferguson (Europe)

MF 500 COMBINE

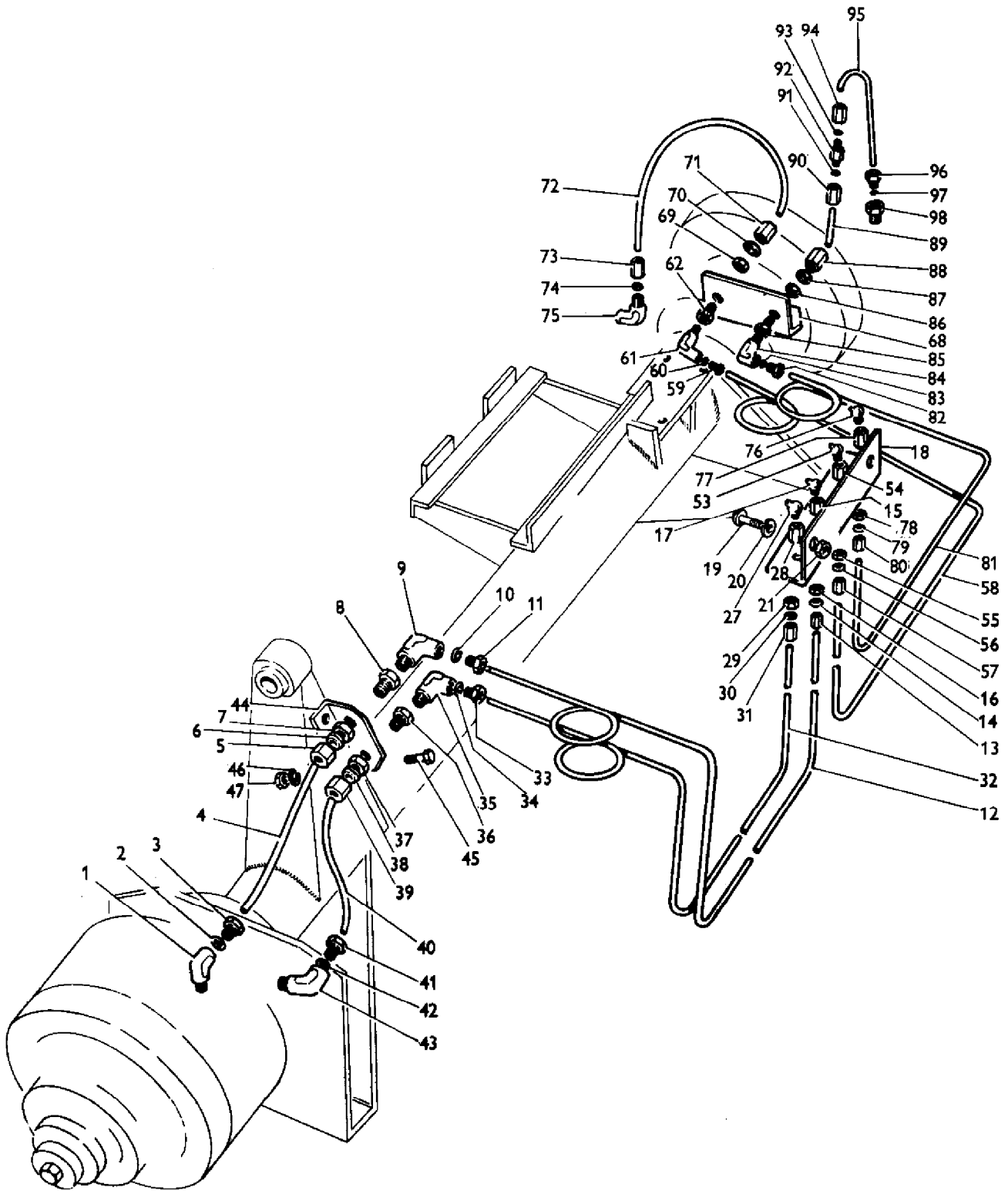
Page 195 - MAIN COUNTER SHAFT LUBRICATION SYSTEM UP TO SERIAL NO. 2425

Item	Part Number	Qty	Part Description	Comments
				Up to Serial or Engine Number 2425
1	794888M91	X	Parts Pack	
2	376792X1	1	Adaptor	
3	376796X1	1	Olive	
4	376797X1	1	Nut	
5	895715M1	1	Tube	
6	376794X1	1	Nut	
7	376796X1	1	Olive	
8	376793X1	1	Nut Bsp	
9	376790X1	1	Adaptor	
10	MP1057	1	Nipple	
11	794537M1	1	Bearer	
12	353502X1	2	Screw Unf	
13	353441X1	2	Lock Washer	
14	353918X1	2	Nut Unf	
15	MP1057	1	Nipple	
16	376790X1	1	Adaptor	
17	376793X1	1	Nut Bsp	
18	376796X1	1	Olive	
19	376794X1	1	Nut	
20	895718M1	1	Tube	
21	376797X1	1	Nut	
22	376796X1	1	Olive	
23	376792X1	1	Adaptor	
29	MP1057	1	Nipple	
30	376790X1	1	Adaptor	
31	376793X1	1	Nut Bsp	
32	376796X1	1	Olive	
33	376794X1	1	Nut	
34	895715M1	1	Tube	
35	376797X1	1	Nut	
36	376796X1	1	Olive	
37	376792X1	1	Adaptor	
38	794536M1	1	Bracket	
39	MP1057	1	Nipple	
40	376790X1	1	Adaptor	
41	376793X1	1	Nut Bsp	
42	376796X1	1	Olive	
43	376794X1	1	Nut	

44	895713M1	1	Tube
45	376797X1	1	Nut
46	376796X1	1	Olive
47	376791X1	1	Connection
48	376796X1	1	Olive
49	376797X1	1	Nut
50	794552M1	1	Tube
51	376797X1	1	Nut
52	379796X1	1	Olive
53	376795X1	1	Adaptor

MAIN COUNTERSHAFT LUBRICATION SYSTEM
(FROM SERIAL NO. 2426)

CPO.1652



AGCO Corporation
Parts List Report

Massey Ferguson (Europe)

MF 500 COMBINE

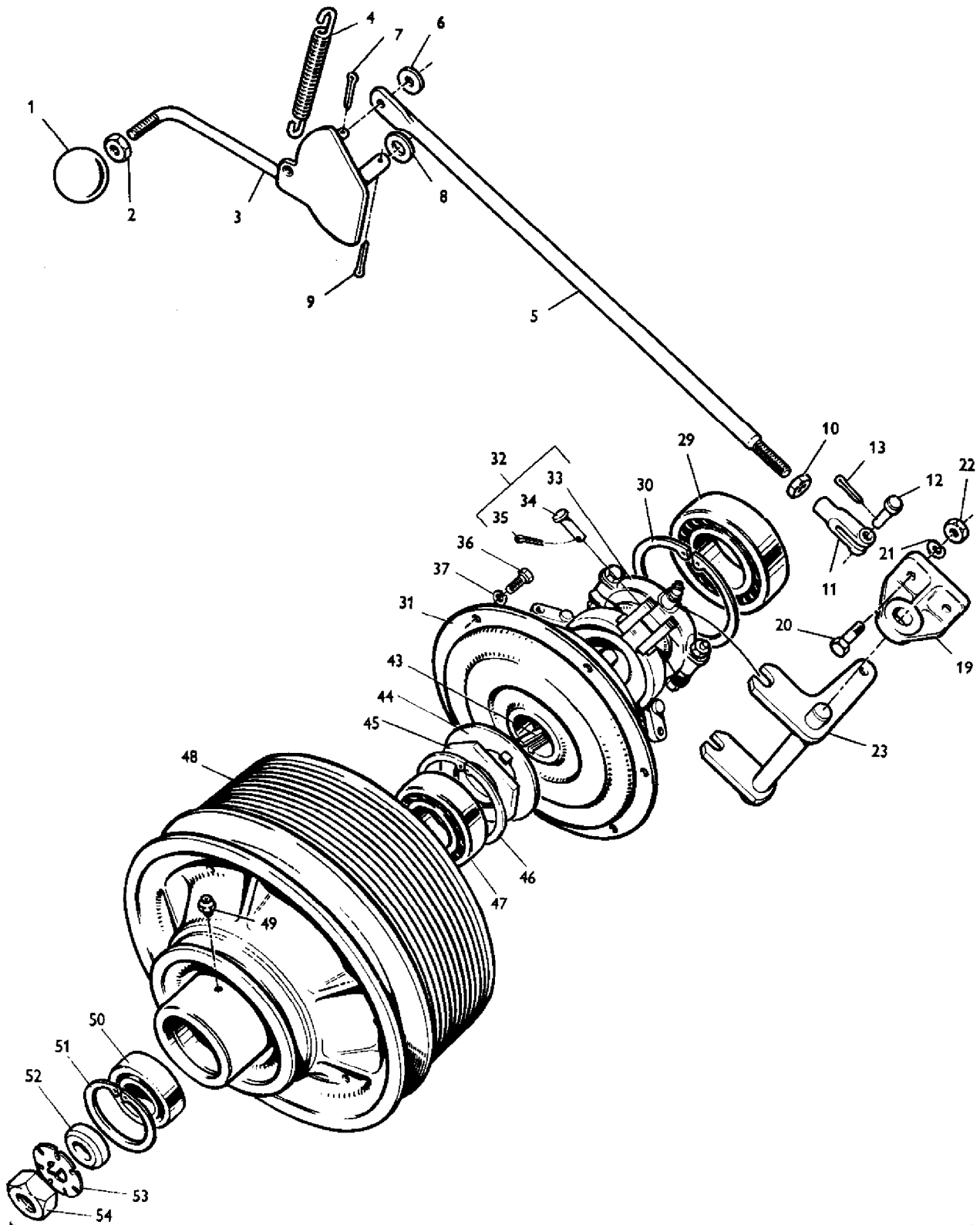
Page 196 - MAIN COUNTER SHAFT LUBRICATION SYSTEM

Item	Part Number	Qty	Part Description	Comments
				From Serial or Engine Number 2426
1	376792X1	1	Adaptor	
2	376796X1	1	Olive	
3	376797X1	1	Nut	
4	895715M1	1	Tube	
5	376794X1	1	Nut	
6	376796X1	1	Olive	
7	376793X1	1	Nut Bsp	
8	376790X1	1	Adaptor	
9	376792X1	1	Adaptor	
10	376796X1	1	Olive	
11	376797X1	1	Nut	
12	794563M1	1	Pipe	
13	376794X1	1	Nut	
14	376796X1	1	Olive	
15	376790X1	1	Adaptor	
16	376793X1	1	Nut Bsp	
17	19575X	1	Grease Nipple	
18	794551X1	1	Bracket	
19	353792X1	2	Bolt Unf	
20	353446X1	2	Lock Washer	
21	353916X1	2	Nut Unf	
27	19575X	1	Grease Nipple	
28	376790X1	1	Adaptor	
29	376793X1	1	Nut Bsp	
30	376796X1	1	Olive	
31	376794X1	1	Nut	
32	794564M1	1	Pipe	
33	376797X1	1	Nut	
34	376796X1	1	Olive	
35	376792X1	1	Adaptor	
36	376790X1	1	Adaptor	
37	376793X1	1	Nut Bsp	
38	376796X1	1	Olive	
39	376794X1	1	Nut	
40	895718M1	1	Tube	
41	376797X1	1	Nut	
42	376796X1	1	Olive	
43	376792X1	1	Adaptor	

44	794537M1	1	Bearer
45	353502X1	2	Screw Unf
46	353441X1	2	Lock Washer
47	353918X1	2	Nut Unf
53	19575X	1	Grease Nipple
54	376790X1	1	Adaptor
55	376793X1	1	Nut Bsp
56	376796X1	1	Olive
57	376794X1	1	Nut
58	794566M1	1	Pipe
59	376797X1	1	Nut
60	376796X1	1	Olive
61	376792X1	1	Adaptor
62	376790X1	1	Adaptor
68	794536M1	1	Bracket
69	376793X1	1	Nut Bsp
70	376796X1	1	Olive
71	376794X1	1	Nut
72	895715M1	1	Tube
73	376797X1	1	Nut
74	376796X1	1	Olive
75	376792X1	1	Adaptor
76	19575X	1	Grease Nipple
77	376790X1	1	Adaptor
78	376793X1	1	Nut Bsp
79	376796X1	1	Olive
80	376794X1	1	Nut
81	794565M1	1	Pipe
82	376797X1	1	Nut
83	376796X1	1	Olive
84	376792X1	1	Adaptor
85	376790X1	1	Adaptor
86	376793X1	1	Nut Bsp
87	376796X1	1	Olive
88	376794X1	1	Nut
89	895713M1	1	Tube
90	376797X1	1	Nut
91	376796X1	1	Olive
92	376791X1	1	Connection
93	376796X1	1	Olive
94	376797X1	1	Nut
95	794552M1	1	Tube
96	376797X1	1	Nut
97	376796X1	1	Olive
98	376795X1	1	Adaptor

SEPARATOR CLUTCH CONTROL LINKAGE

CPO.1653/1



AGCO Corporation
Parts List Report

Massey Ferguson (Europe)

MF 500 COMBINE

Page 200 - SEPARATOR CLUTCH CONTROL LINKAGE

Item	Part Number	Qty	Part Description	Comments
1	230617M1	1	Knob	
2	375111X1	1	Nut Unc	
3	233951M92	1	Lever	
4	230377M1	1	Spring	
5	233952M1	1	Rod	
6	353757X1	1	Washer	
7	354048X1	1	Pin	
8	353760X1	1	Flat Washers	
9	354066X1	1	Pin	
10	375110X1	1	Nut Unc	
11	210880M1	1	Arm	
12	354190X1	1	Pin	
13	354048X1	1	Pin	
19	230284M2	2	Bearing	
20	353521X1	4	Bolt Unf	
21	353446X1	4	Lock Washer	
22	353916X1	4	Nut Unf	
23	233953M91	1	Shaft	
29	832744M1	1	Bearing	
30	356000X1	1	Ring	
31	230363M92	1	Clutch	(A)
31	793860M91	1	Clutch	(B, C, J)
31	796378M91	1	Clutch	(D, F)
32	794415M92	1	Slide	(B, C, E)
33		1	Sleeve	(B, C, E)
				Not Serviced, Order 794415M92
34	794416M1	3	Pin	(B, C, E)
35	354055X1	3	Pin	(B, C, E)
36	353689X1	6	Screw Unc	(A)
36	353683X1	9	Bolt Unc	(B, F)
37	353434X1	6	Lock Washer	(A)
37	353446X1	9	Lock Washer	(B, F)
43	375456X1	1	Key	(B, F)
44	793947M1	1	Washer	(B, F)
45	793948M1	1	Nut	(B, F)
46	355994X1	1	Ring	
47	896092M1	1	Bearing	(H)
48	792246M91	1	Pulley	(A)
48	793945M91	1	Pulley	(B, F)

49	MP1059	1	Lubricator
50	353105X1	1	Bearing Ball
51	352433X1	1	Circlip
52	230361M1	1	Spacer
53	228660M1	1	Washer
54	353920X1	1	Nut Unf
	794138M94	1	Kit, Conversion

(G)

NOT ILLUSTRATED

(A)

Up to Serial or Engine Number 3913

(B)

From Serial or Engine Number 3914

(C)

Up to Serial or Engine Number 5231

(D)

From Serial or Engine Number 5232

(E)

USED ONLY WHEN 793860M91 IS FITTED

(F)

INCLUDED IN CONVERSION KIT 794138M94

(G)

INCLUDES ITEMS MARKED F AND MAIN
COUNTERSHAFT KIT 787414M91

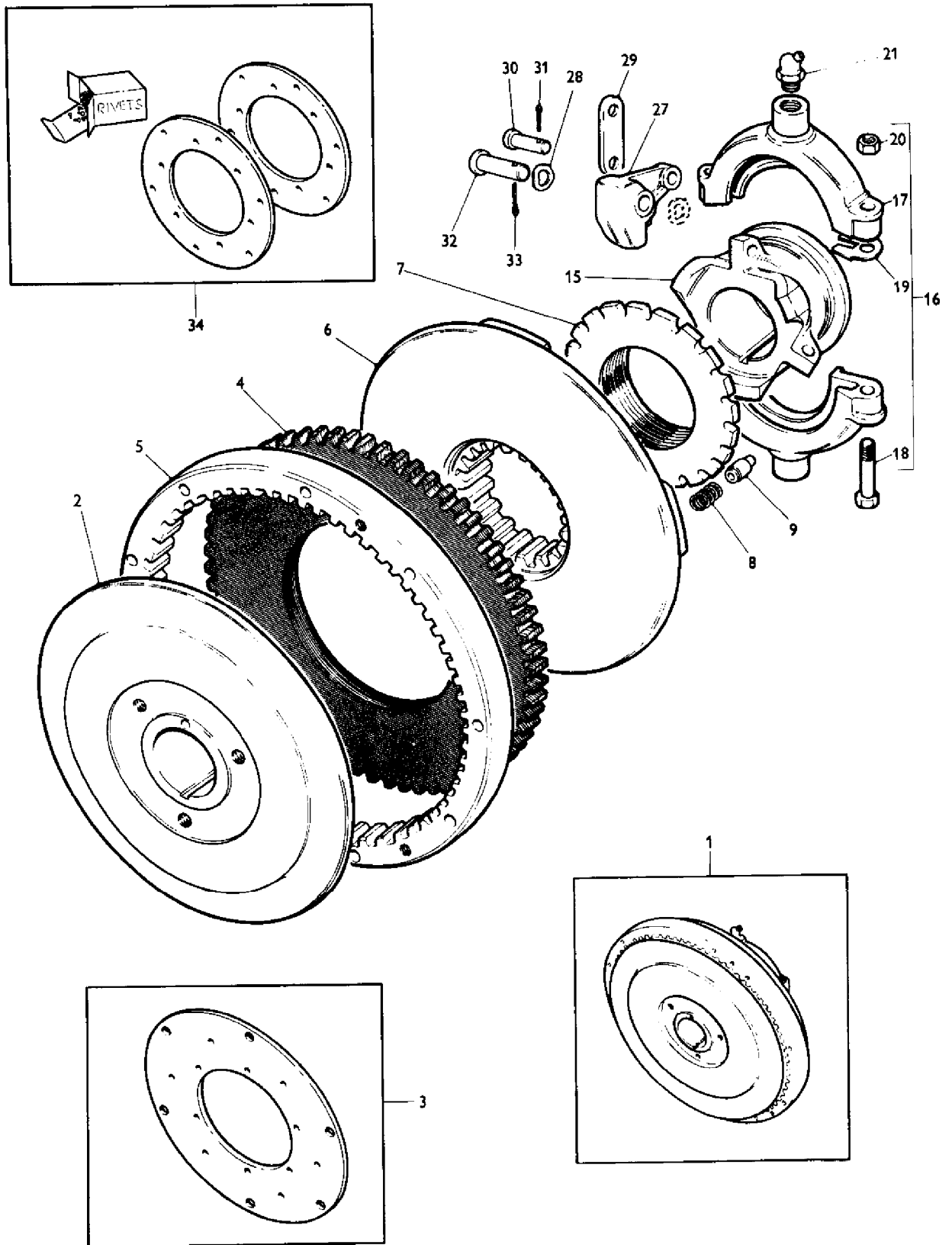
(H)

INCLUDED IN MAIN COUNTERSHAFT KIT 787414M91

(J)

Not Serviced, Order 796378M91

CPO.1654



AGCO Corporation
Parts List Report

Massey Ferguson (Europe)
MF 500 COMBINE
Page 203 - SEPARATOR CLUTCH

Item	Part Number	Qty	Part Description	Comments
1	230363M92	1	Clutch	(B)
1	793860M91	1	Clutch	(C)
				Not Serviced, Order 796378M91
1	7963.78M91	1	Clutch	(C)
2	1018525M2	1	Hub	(B - D)
2	1883004M2	1	Hub	(C - E)
3	1018526M91	1	Plate	(B - D)
4	1026555M1	1	Plate	(C - E)
5	1030872M1	1	Ring	(C - E)
6	1018529M2	1	Plate	
7	1018537M1	1	Ring	
8	2632B	1	Spring	
9	1018538M1	1	Pin	
15	1018536M1	1	Sleeve	(B - D)
15	1883006M1	1	Sleeve	(C - F)
15	1883853M1	1	Sleeve	(C - G)
16	1018534M91	1	Collar	
17		2	Collar	Not Serviced, Order 1018534M91
18	353548X1	2	Bolt Unf	
19	13073B	2	Shim	
20	195586M1	2	Nut	
21	MP1059	1	Lubricator	(A)
27	1018531M1	3	Lever	
28	1018539M1	6	Washer	
29	1018533M1	6	Link	
30	1023991M1	3	Pin	
31	1023990M1	3	Pin	
32	1023992M1	3	Pin	
33	1023989M1	3	Pin	
34	835750M91	X	Kit, Lining	(D)
				(A)
				Up to Serial or Engine Number 2426
				(B)
				Up to Serial or Engine Number 3913
				(C)
				From Serial or Engine Number 3914
				(D)
				USED ONLY WITH 230363M92 CLUTCH
				(E)

USED ONLY WITH 793860M91 OR 796378M91

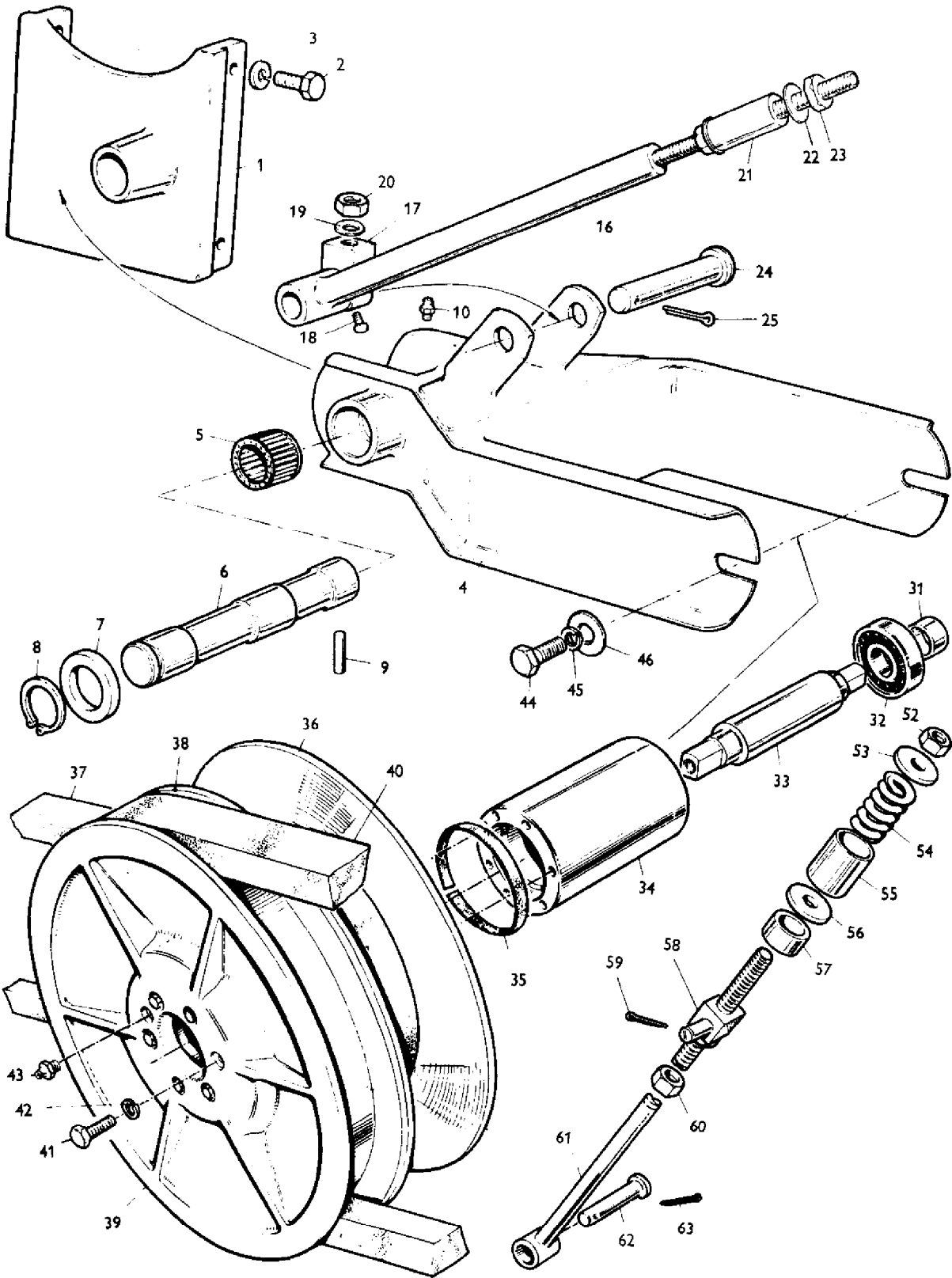
(F)

USED ONLY WITH 793 860 M91 CLUTCH

(G)

USED ONLY WITH 796378M91 CLUTCH

CP0.1655



AGCO Corporation
Parts List Report

Massey Ferguson (Europe)

MF 500 COMBINE

Page 204 - TRACTION DRIVE ARRANGEMENT

Item	Part Number	Qty	Part Description	Comments
1	226854M1	1	Bracket	
2	353698X1	4	Screw Unc	
3	353432X1	4	Lock Washer	
4	794723M91	1	Arm	
5	831224M1	2	Needle	
6	226855M1	1	Shaft	
7	852285M1	1	Spacer	
8	354946X1	2	Ring	
9	360006X1	1	Pin	
10	13533X	1	Grease Nipple	
16	226843M91	1	Rod	
17	226846M1	1	Swivel	
18	376414X1	2	Screw	
19	355637X1	1	Washer	
20	353438X1	1	Nut Unf	
21	226868M1	1	Tube	
22	353757X1	2	Washer	
23	353426X1	3	Nut Unf	
24	195357M1	1	Pin	
25	354076X1	1	Pin	
31	360712X1	2	Spacer	
32	832305M1	2	Bearing	
33	226869M1	1	Shaft	
34	226864M1	1	Hub	(C)
34	793346M2	1	Hub	
35	226852M1	2	Strip	
36	226863M1	1	Pulley	
37	226848M1	1	Belt	
37	793981M1	1	V Belt	Alternative 226848M1
38	226865M91	1	Pulley	
39	226870M1	1	Pulley	
40	233124M1	1	Belt	
40	793982M1	1	V Belt	Alternative 233124M1
41	353691X1	12	Screw Unc	(A)
41	353538X1	12	Screw Unf	(B)
42	353434X1	12	Lock Washer	
43	200191M1	1	Nipple	
44	354393X1	2	Screw Unf	
45	353439X1	2	Lock Washer	

46	791470M1	2	Washer
52	375113X1	2	Nut Unc
53	362017X1	1	Washer
54	234234M1	1	Spring
55	362065X1	1	Spacer
56	362017X1	1	Washer
57	361394X1	1	Spacer
58	226871M1	1	Block
59	354076X1	1	Pin
60	375113X1	2	Nut Unc
61	795918M91	1	Rod
62	195351M1	1	Pin
63	354076X1	1	Pin

(A)

USED ONLY WITH 226864M1 HUB

(B)

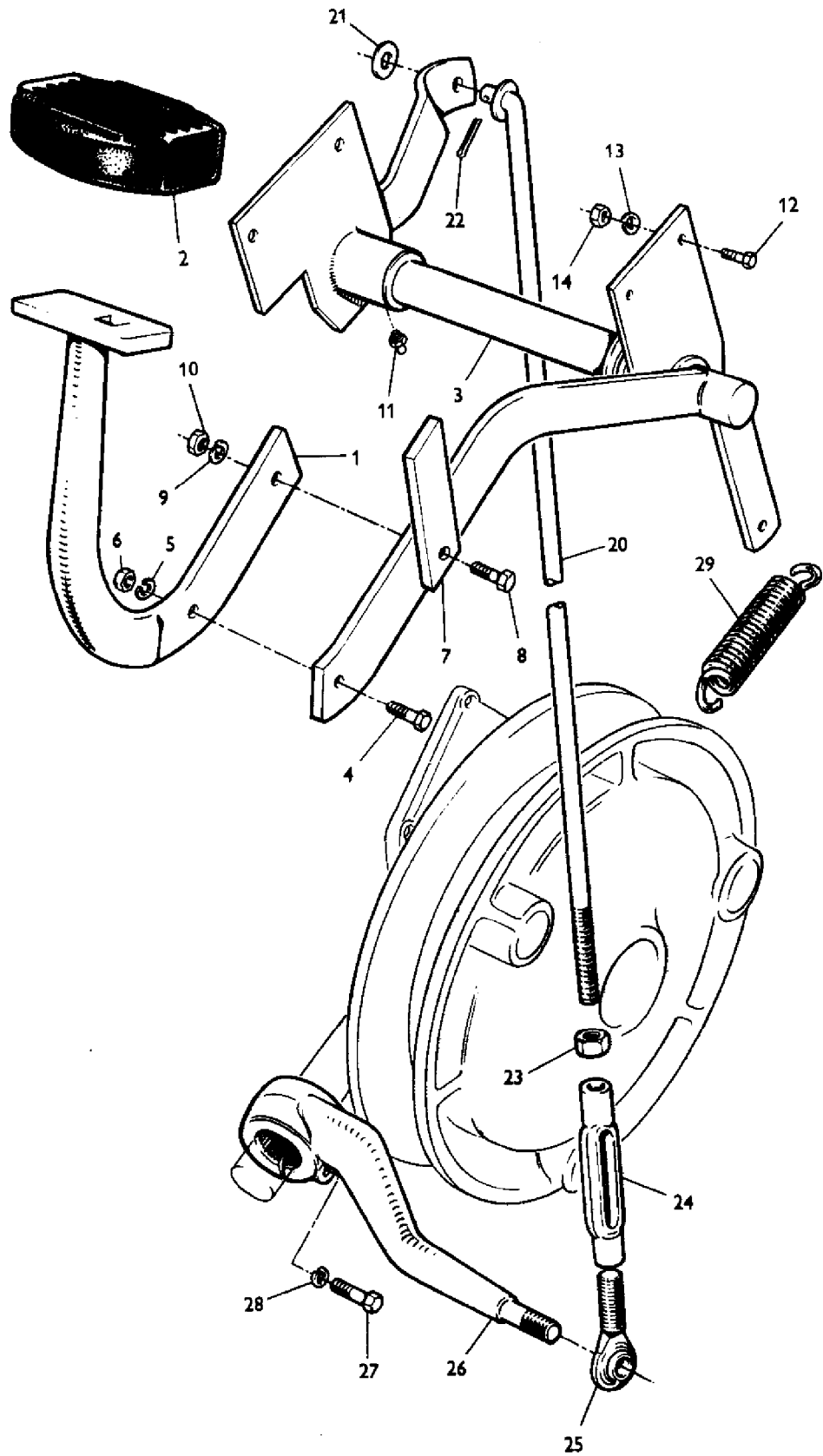
USED ONLY WITH 799346M1 HUB

(C)

Not Serviced, Order 793346M1 WITH
353538X1

TRACTION CLUTCH CONTROL

CPO.1656



AGCO Corporation
Parts List Report

Massey Ferguson (Europe)

MF 500 COMBINE

Page 207 - TRACTION CLUTCH CONTROLS

Item	Part Number	Qty	Part Description	Comments
1	226887M1	1	Pedal	(A)
1	796824M91	1	Pedal	
2	226886M1	1	Pad	(B)
2	796925M1	1	Pad	(C)
3	226895M91	1	Shaft	
4	353520X1	1	Bolt Unf	(J)
5	353446X1	1	Lock Washer	(J)
6	353916X1	1	Nut Unf	(J)
7	796941M1	1	Plate	(F - H)
8	353423X1	1	Bolt Unf	(F - H)
9	353446X1	1	Lock Washer	(F - H)
10	353916X1	1	Nut Unf	(F - H)
11	13811X	2	Grease Nipple	
12	353517X1	4	Screw Unf	
13	353446X1	4	Lock Washer	
14	353916X1	4	Nut Unf	
20	227583M91	1	Stem	(D)
20	795837M91	1	Stem	(E)
21	353756X1	1	Washer	
22	354048X1	1	Pin	
23	353431X1	1	Nut Unf	
24	762705M1	1	Buckle	
25	832105M1	1	Bearing	
26	233269M2	1	Lever	
27	353522X1	1	Bolt Unf	
28	353446X1	1	Lock Washer	
29	214446M1	1	Spring	
30	796945M91	1	Kit	(G)
				(A)
				Not Serviced, Order 796824M91 WITH 796925M1
				(B)
				USE ONLY WITH 226887M1
				(C)
				USE ONLY WITH 796824M91
				(D)
				Up to Serial or Engine Number 3913
				(E)
				From Serial or Engine Number 3914

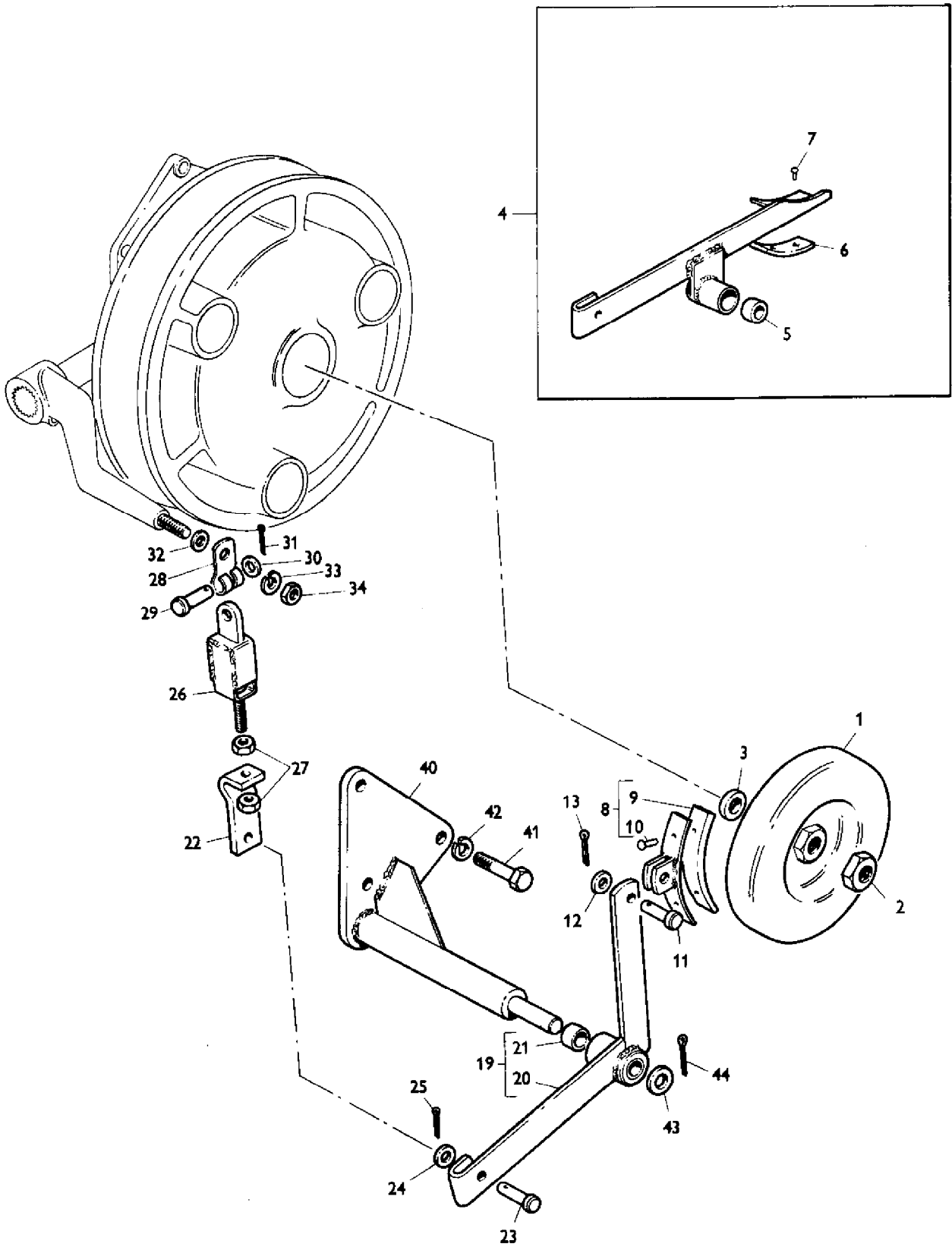
(F)
INCLUDED IN KIT 796945M91, KEEPER PLATE

(G)
FOR EARLY MACHINES ONLY. INCLUDES ITEMS
MARKED F

(H)
FITTED ON LATE MACHINES ONLY

(J)
QUANTITY 2 FITTED ON EARLY MACHINES

CPO.1657/1



AGCO Corporation
Parts List Report

Massey Ferguson (Europe)
MF 500 COMBINE
Page 208 - CLUTCH STOP

Item	Part Number	Qty	Part Description	Comments
1	795032M92	1	Drum	
2	377043X1	1	Nut	
3	785228M2	1	Washer	
4	795054M91	1	Brake	(A)
5	795074M1	2	Bush	
6	795052M1	1	Lining	
7	350362X1	3	Rivet	
8	796935M91	1	Brake	(B)
9	796938M1	1	Lining	
10	350362X1	2	Rivet	
11	375198X1	1	Pin	(B)
12	353754X1	1	Washer	(B)
13	354039X1	1	Cotter	(B)
19	796932M91	1	Arm	(B)
20		1	Arm	Not Serviced, Order 796932M91
21	795074M1	2	Bush	
22	795027M1	1	Slide	(A)
22	796946M1	1	Clevis	(B)
23	375216X1	1	Pin	
24	353754X1	1	Washer	
25	354039X1	1	Cotter	
26	795034M91	1	Link	
27	353919X1	2	Nut Unf	
28	795051M91	1	Link	
29	375216X1	1	Pin	
30	353754X1	1	Washer	
31	354039X1	1	Cotter	
32	361268X1	1	Bush	(C)
32	795050M1	1	Washer	(D)
33	353434X1	1	Lock Washer	
34	353431X1	1	Nut Unf	
40	795031M91	1	Pivot	
41	353704X1	3	Bolt Unc	
42	353432X1	3	Lock Washer	
43	353758X1	1	Washer	
44	354059X1	1	Pin	

(A)

Up to Serial or Engine Number 5272 EXCEPT 5248

(B)

From Serial or Engine Number 5273 PLUS 5248

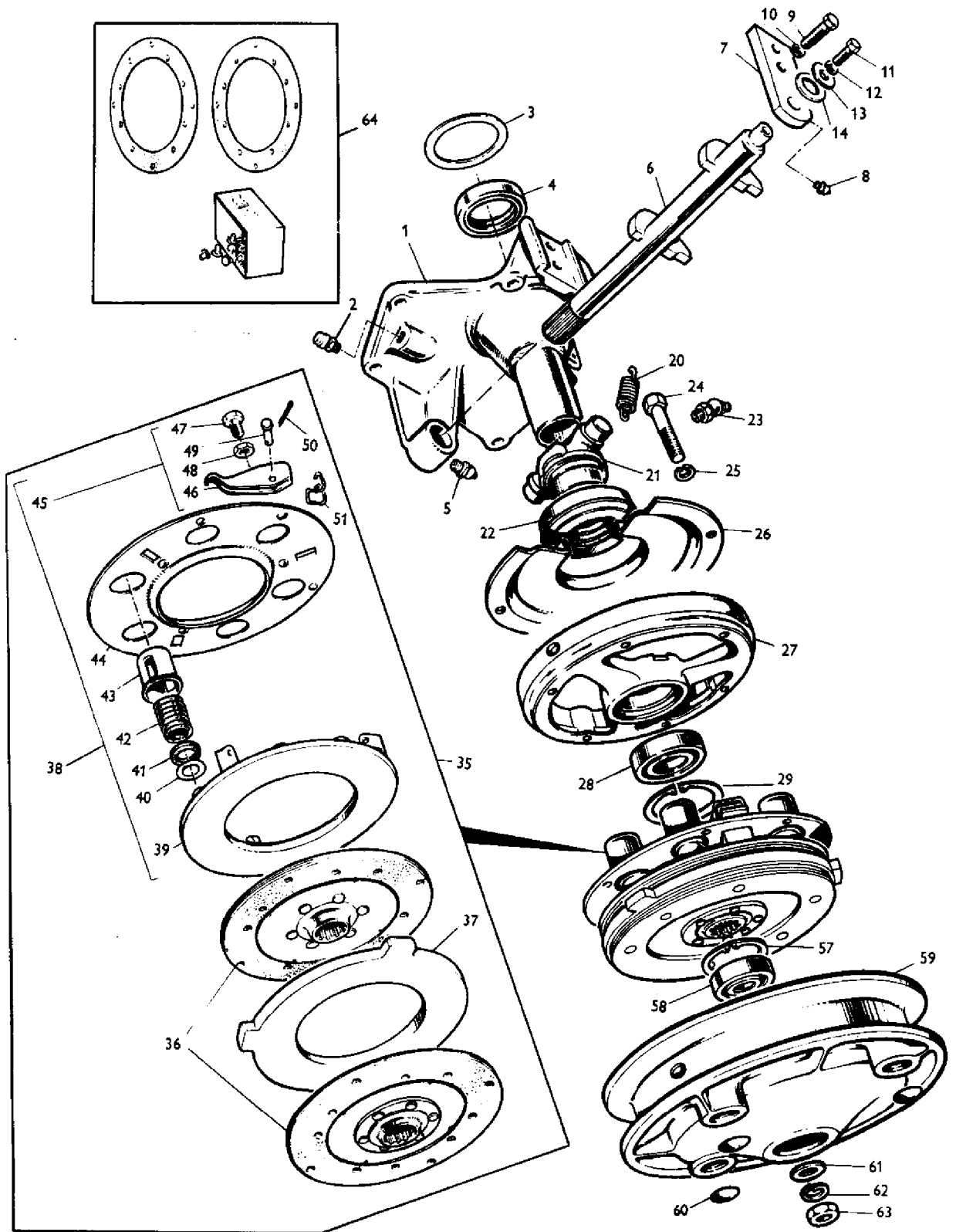
(C)

Up to Serial or Engine Number 3913

(D)

From Serial or Engine Number 3914

CPD.1836/1



AGCO Corporation
Parts List Report

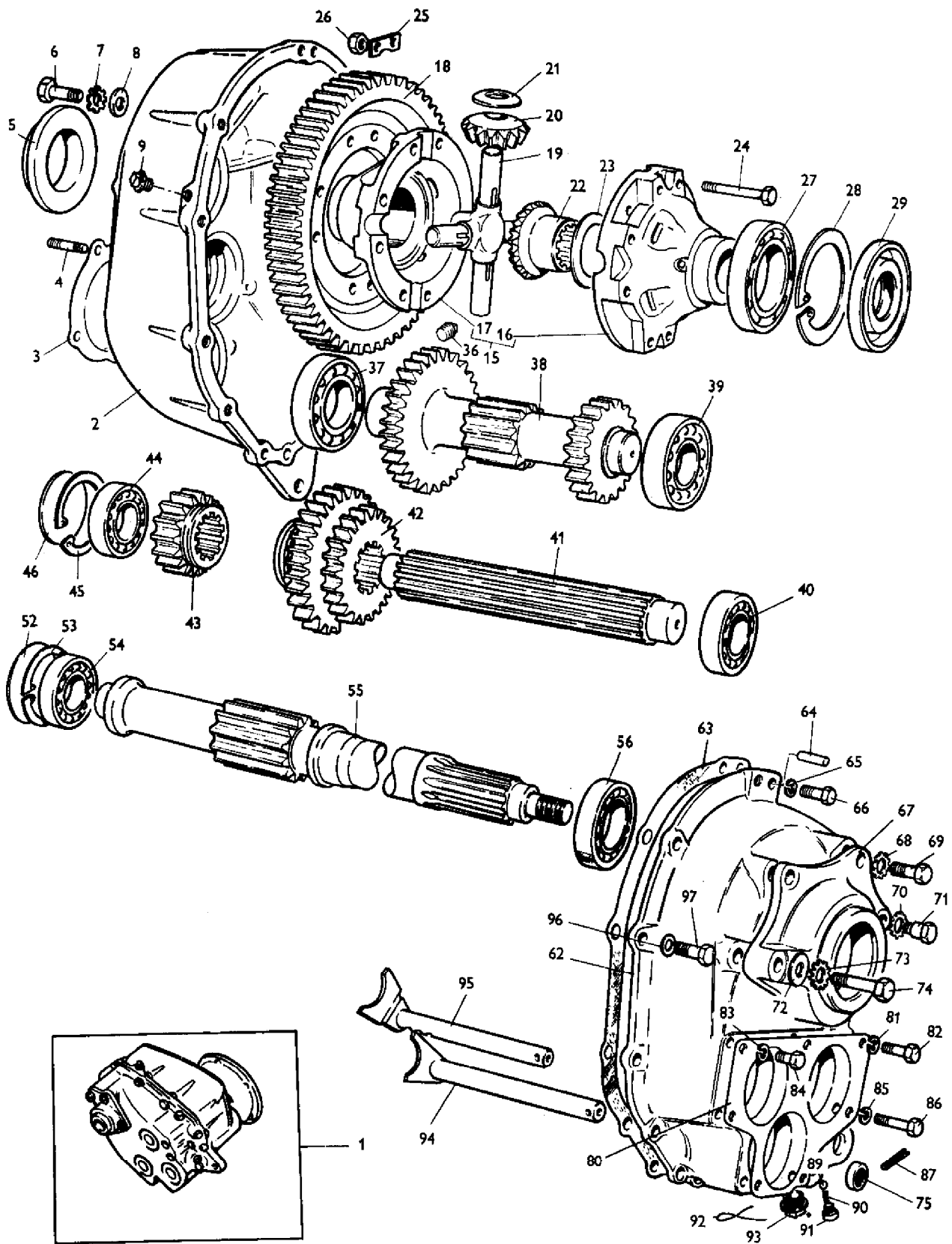
Massey Ferguson (Europe)
MF 500 COMBINE
Page 211 - TRACTION CLUTCH

Item	Part Number	Qty	Part Description	Comments
1	233095M94	1	Cover	
2	190729M91	1	Breather	
3	362027X1	X	Shim	.005"
3	362026X1	X	Shim	.010"
3	362028X1	X	Shim	.030"
4	831145M1	1	Seal	
5	MP1056	1	Grease Nipple	
6	1883012M91	1	Fork	(A)
6	230444M92	1	Fork	(B, C)
7	1883013M91	1	Plate	(A)
7	233099M2	1	Plate	(B, C)
8	MP1056	1	Grease Nipple	
9	353702X1	2	Bolt Unc	
10	353432X1	2	Lock Washer	
11	353516X1	1	Screw Unf	(C)
12	353446X1	1	Lock Washer	(C)
13	832035M1	1	Washer	(C)
14	P15248B	1	Washer	(A)
20	233091M1	1	Spring	
21	233098M1	1	Sleeve	
22	831788M1	1	Bearing	
23	MP1058	1	Nipple	
24	353687X1	6	Bolt Unc	
25	22428X	6	Lock Washer	
26	233090M1	1	Cover	
27	233089M1	1	Cover	
28	832772M3	1	Bearing	
29	22234X	1	Ring	
35		1	Clutch	(D)
36	1022303M92	2	Plate	
37	1506029M2	1	Plate	
38	1021903M92	1	Cover	
39	1506017M1	1	Plate	
40	1023036M1	6	Plate	
41	1021788M1	6	Washer	
42	1021904M1	6	Spring	
43	180253M1	6	Cup	
44	1506014M91	1	Plate	
45	1506018M91	3	Lever	

46		1	Lever	Not Serviced, Order 1506018M91
47	180256M1	3	Screw	
48	1001298M1	3	Nut	
49	180252M1	3	Pin	
50	15221X	3	Pin	
51	1509295M1	3	Spring	
57	22289X	1	Circlip	
58	832773M3	1	Bearing	
59	233087M1	1	Pulley	
60	15743X	3	Plug	
61	785228M1	1	Washer	
62	353433X1	1	Lock Washer	(E)
63	353429X1	2	Nut Unf	(F)
64	835696M91	X	Kit	
	234598M91	X	Kit	(B)

NOT ILLUSTRATED
(A)
EARLY MACHINES ONLY
(B)
LATE MACHINES ONLY. INCLUDES ITEMS MARKED C
(C)
INCLUDED IN FORK ASSEMBLY KIT 234598M91
(D)
FOR COMPLETE CLUTCH ASSEMBLY ORDER REFS.
35, 36 AND 37
(E)
Up to Serial or Engine Number 3913
(F)
1 ONLY REQUIRED AFTER SERIAL NO. 3914

CPO.1837/1



AGCO Corporation
Parts List Report

Massey Ferguson (Europe)

MF 500 COMBINE

Page 212 - TRACTION GEAR BOX

Item	Part Number	Qty	Part Description	Comments
1	233659M94	1	Gearbox	
2	230206M2	1	Housing	
3	223605M1	1	Gasket	
4	353964X1	4	Stud	
5	223603M1	1	Trunnion	
6	353527X1	2	Screw	
7	359411X1	2	Lock Washer	
8	831985M1	2	Washer	
9	786127M1	4	Plug	
15	237202M91	1	Case	
16		1	Case	Not Serviced, Order 237202M91
17		1	Case	Not Serviced, Order 237202M91
18	230204M1	1	Ring	
19	223600M3	1	Crosspiece	
20	223542M1	4	Pinion	
21	237201M1	4	Cam	
22	223540M1	2	Gear	
23	237200M1	2	Washer	
24	831719M1	8	Bolt	
25	223602M2	8	Plate	
26	353426X1	8	Nut Unf	
27	GL3429	2	Bearing	
28	353165X1	2	Circlip	
29	831726M1	2	Seal	
36	22769X	3	Plug	
37	832333M1	1	Bearing	
38	233660M1	1	Shaft	
39	AC1163	1	Bearing Ball	
40	DV4689	1	Bearing	
41	223536M2	1	Shaft	
42	230202M1	1	Gear	
43	230205M1	1	Pinion	
44	832334M1	1	Bearing	
45	355988X1	1	Snpring	
46	359554X1	1	Plug	
52	359554X1	1	Plug	
53	355988X1	1	Snpring	
54	18698A	1	Bearing	
55	248018M1	1	Curtain	

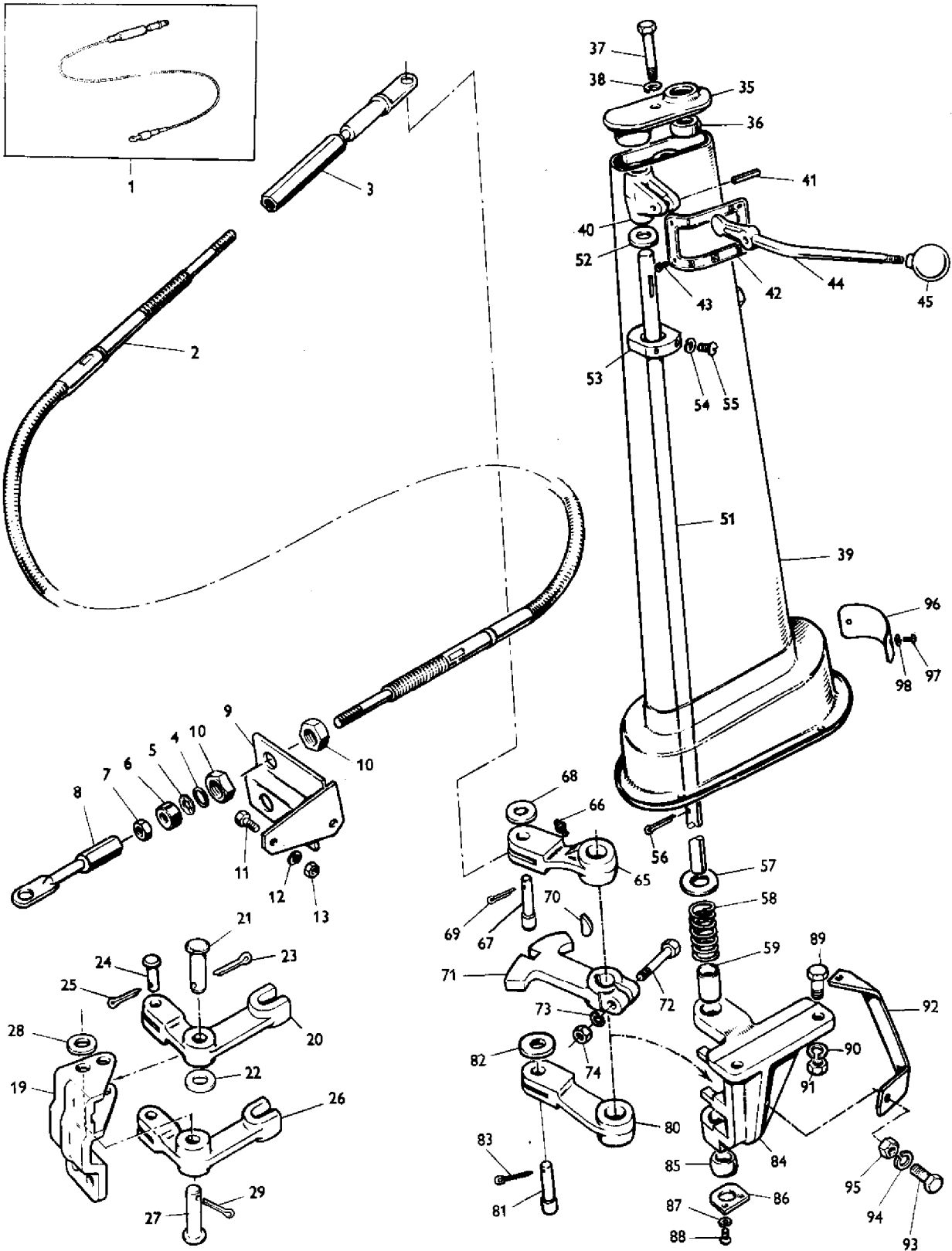
56	GK2410	1	Bearing Ball	
62	233546M2	1	Housing	
63	228184M1	1	Gasket	
64	831727M1	2	Pin	
65	353432X1	1	Lock Washer	
66	353702X1	1	Bolt Unc	
67	230200M1	1	Trunnion	
68	359411X1	1	Lock Washer	
69	354282X1	1	Screw Unc	
70	359523X1	2	Washer	
71	223544M1	2	Bolt	
72	831985M1	1	Washer	
73	359411X1	1	Lock Washer	
74	354290X1	1	Bolt Unc	
80	233545M1	1	Gasket	
81	353432X1	2	Lock Washer	
82	353701X1	2	Screw Unc	
83	353432X1	5	Lock Washer	(A)
84	353699X1	5	Screw Unc	(A)
85	353432X1	1	Lock Washer	
86	353706X1	1	Bolt Unc	
87	357665X1	2	Pin	
88	831144M1	2	Seal	
89	2016X	4	Ball	
90	218553M1	2	Spring	
91	223607M2	2	Plug	
92	49185X	1	Wire	
93	22766X	1	Plug	
94	226678M91	1	Shifter	
95	226680M91	1	Shifter	
96	353432X1	8	Lock Washer	
97	353700X1	8	Screw Unc	

(A)

QUANTITY 2 ONLY REQUIRED WHEN CLUTCH STOP
IS FITTE D

TRACTION GEAR CHANGE CONTROLS
(UP TO SERIAL NO. 3913)

CPO.1838



AGCO Corporation
Parts List Report

Massey Ferguson (Europe)

MF 500 COMBINE

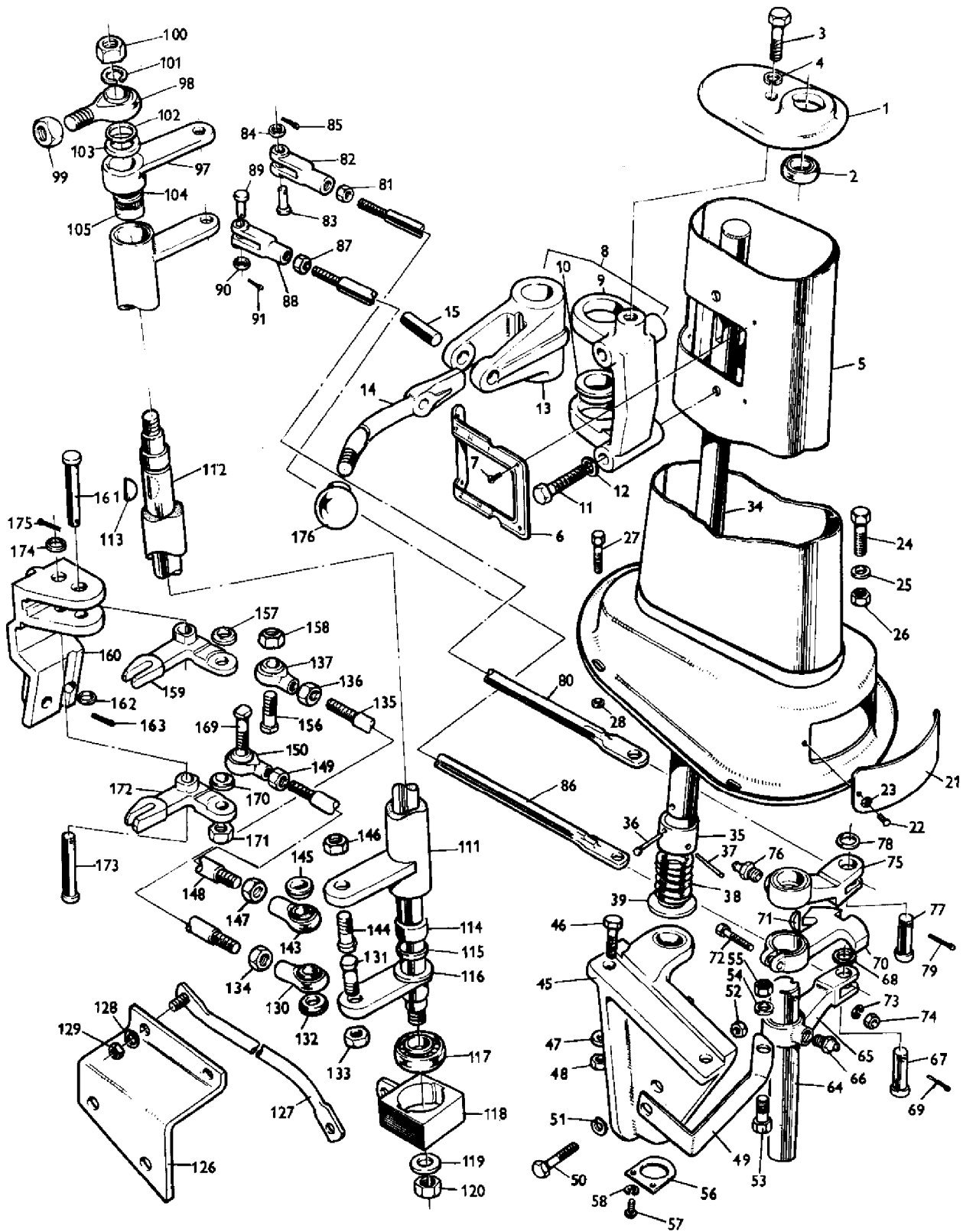
Page 216 - TRACTION GEARCHANGE CONTROLS

Item	Part Number	Qty	Part Description	Comments
				Up to Serial or Engine Number 3913
1	792335M91	2	Stop	
2		1	Control	Not Serviced, Order 792335M91
3	1881018M91	1	Socket	
4	1881021M1	2	Gasket	
5	1881020M1	2	Washer	
6	1881019M1	2	Nut	
7	353430X1	2	Nut Unf	
8	1881017M91	1	Socket	
9	230743M91	1	Bracket Assy.	
10	353429X1	8	Nut Unf	
11	353517X1	1	Screw Unf	
12	353446X1	1	Lock Washer	
13	353916X1	1	Nut Unf	
19	230762M2	1	Bracket	
20	230746M1	1	Lever	
21	831259M1	1	Pin	
22	353230X1	1	Washer	
23	354059X1	1	Pin	
24	831174M1	2	Pin	
25	354048X1	2	Pin	
26	230746M1	1	Lever	
27	195400M1	1	Pin	
28	353230X1	1	Washer	
29	354059X1	1	Pin	
35	230737M1	1	Housing	
36	832273M1	1	Sleeve	
37	353527X1	1	Screw	
38	353446X1	1	Lock Washer	
39	230732M91	1	Column	
40	793506M91	1	Shift	
41	360072X1	1	Pin	
42	230738M1	1	Plate	
43	360358X1	4	Screw	
44	230739M1	1	Arm	
45	205612M1	1	Knob	
51	230741M1	1	Shaft	
52	GB1898	1	Spacer	
53	230740M91	1	Plug	

54	353441X1	3	Lock Washer
55	353969X1	3	Screw Unc
56	354052X1	2	Pin
57	353762X1	2	Washer
58	230724M1	1	Spring
59	832529M1	2	Sleeve
65	240714M91	1	Arm
66	19575X	2	Grease Nipple
67	230729M1	1	Pin
68	353757X1	1	Washer
69	354059X1	1	Pin
70	2951X	1	Key
71	785149M1	1	Arm
72	353525X1	1	Bolt Unf
73	353446X1	1	Lock Washer
74	353916X1	1	Nut Unf
80	240714M91	1	Arm
81	230729M1	1	Pin
82	353757X1	1	Washer
83	354059X1	1	Pin
84	230720M1	1	Bracket
85	832183M1	1	Sleeve
86	230722M1	1	Plate
87	353445X1	2	Lock Washer
88	355124X1	2	Screw Unc
89	353520X1	2	Bolt Unf
90	353446X1	2	Lock Washer
91	353916X1	2	Nut Unf
92	230731M1	1	Bracket
93	353519X1	1	Screw Unf
94	353446X1	1	Lock Washer
95	353916X1	1	Nut Unf
96	230727M1	1	Cover
97	355124X1	2	Screw Unc
98	353445X1	2	Lock Washer

TRACTION GEAR CHANGE CONTROLS
(FROM SERIAL NO. 3914)

CPO-1839



AGCO Corporation
Parts List Report

Massey Ferguson (Europe)

MF 500 COMBINE

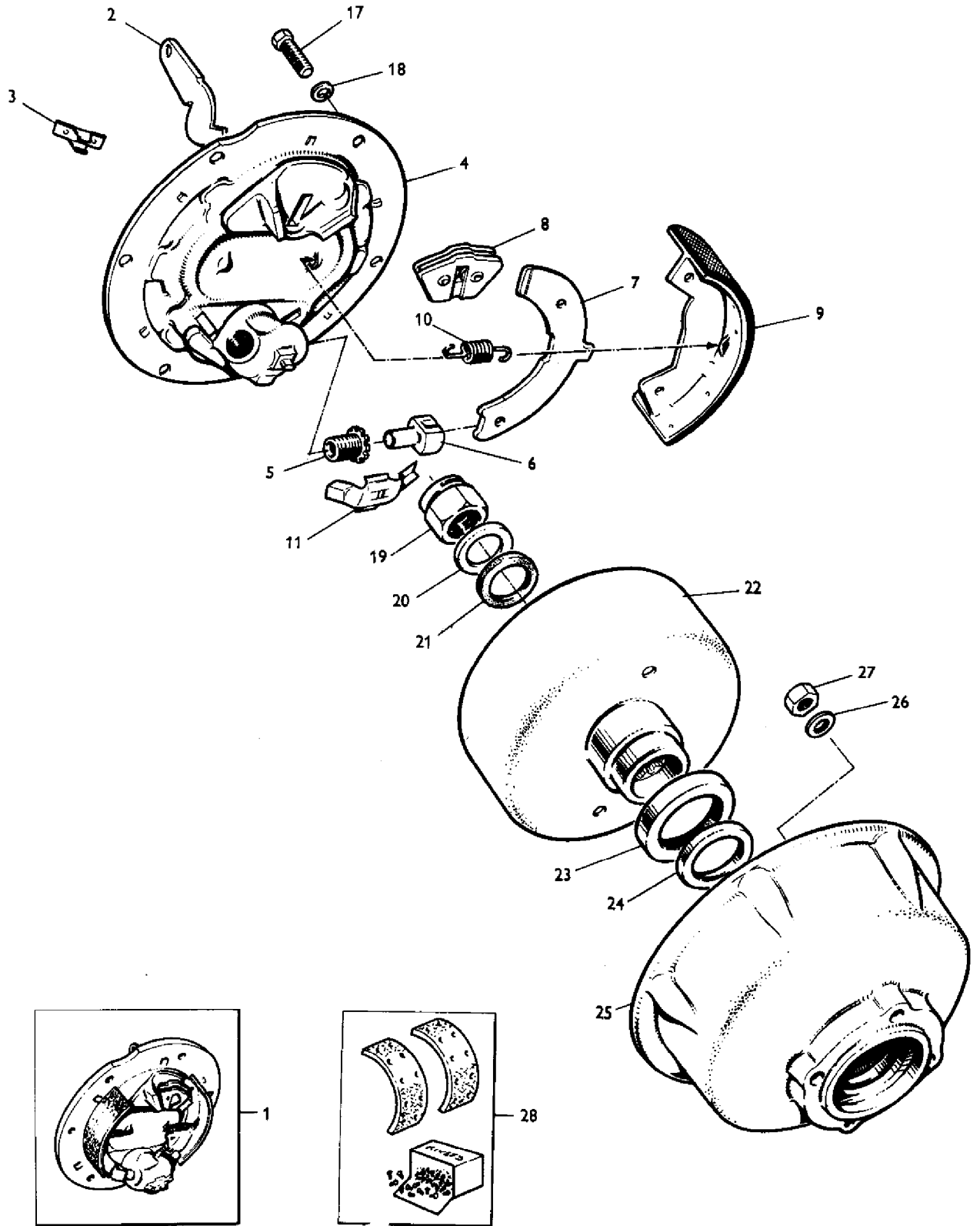
Page 220 - TRACTION GEARCHANGE CONTROLS

Item	Part Number	Qty	Part Description	Comments
				From Serial or Engine Number 3914
1	238900M1	1	Housing	
2	832273M1	1	Sleeve	
3	353679X1	1	Screw Unc	
4	353446X1	1	Lock Washer	
5	795836M91	1	Column	
6	785146M1	1	Plate	
7	360358X1	4	Screw	
8	785147M91	1	Housing	
9		1	Housing	Not Serviced, Order 785147M91
10	833119M1	2	Bearing	
11	353675X1	4	Screw Unc	
12	353446X1	4	Lock Washer	
13	238901M1	1	Shifter	
14	230739M1	1	Arm	
15	360072X1	1	Pin	
21	230727M1	1	Cover	
22	355124X1	2	Screw Unc	
23	353445X1	2	Lock Washer	
24	353517X1	2	Screw Unf	
25	353446X1	2	Lock Washer	
26	353916X1	2	Nut Unf	
27	353677X1	2	Screw Unc	
28	353446X1	2	Lock Washer	
34	238925M1	1	Shaft	
35	238920M1	1	Shaft	
36	195633M1	2	Pin	
37	354046X1	2	Pin	
38	230724M1	1	Spring	
39	353762X1	1	Washer	
45	238921M91	1	Base	
46	353520X1	2	Bolt Unf	
47	353446X1	2	Lock Washer	
48	353916X1	2	Nut Unf	
49	230731M1	1	Brace	
50	353519X1	1	Screw Unf	
51	353446X1	1	Lock Washer	
52	353916X1	1	Nut Unf	
53	353517X1	1	Screw Unf	

54	353446X1	1	Lock Washer
55	353916X1	1	Nut Unf
56	230722M1	1	Plate
57	355124X1	2	Screw Unc
58	353445X1	2	Lock Washer
64	238926M1	1	Shaft
65	240714M91	1	Arm
66	19575X	1	Grease Nipple
67	230729M1	1	Pin
68	353757X1	1	Washer
69	354059X1	1	Pin
70	785149M1	1	Arm
71	2951X	1	Key
72	353525X1	1	Bolt Unf
73	353446X1	1	Lock Washer
74	353916X1	1	Nut Unf
75	240714M91	1	Arm
76	19575X	1	Grease Nipple
77	230729M1	1	Pin
78	353757X1	1	Washer
79	354059X1	1	Pin
80	238927M1	1	Stem
81	353430X1	1	Nut Unf
82	195270M1	1	Yoke
83	354189X1	1	Pin
84	353756X1	1	Washer
85	354048X1	1	Pin
86	238927M1	1	Stem
87	353430X1	1	Nut Unf
88	195270M1	1	Yoke
89	354189X1	1	Pin
90	353756X1	1	Washer
91	354048X1	1	Pin
97	238905M91	1	Lever
98	833122M1	1	Bearing
99	353427X1	1	Nut Unf
100	353437X1	1	Nut Unf
101	353439X1	1	Lock Washer
102	353254X1	1	Ring
103	363810X1	1	Washer
104	238908M1	1	Seal
105	833120M1	1	Bearing
111	238912M92	1	Column
112	238909M91	1	Shaft
113	2951X	1	Key
114	833120M1	1	Bearing

115	238908M1	1	Seal
116	363810X1	1	Washer
117	832009M1	1	Bearing Assy
118	238914M91	1	Block
119	353756X1	1	Washer
120	376448X1	1	Nut Unf
126	785150M1	1	Bracket
127	238928M91	1	Knotter Hook
128	353756X1	1	Washer
129	376448X1	1	Nut Unf
130	833121M1	1	Bearing
131	238918M1	1	Bolt
132	238919M1	1	Spacer
133	376448X1	1	Nut Unf
134	353430X1	1	Nut Unf
135	238936M1	1	Rod
136	353430X1	1	Nut Unf
137	833121M1	1	Bearing
143	833121M1	1	Bearing
144	238918M1	1	Bolt
145	238919M1	1	Spacer
146	376448X1	1	Nut Unf
147	353430X1	1	Nut Unf
148	238934M1	1	Rod
149	353430X1	1	Nut Unf
150	833121M1	1	Bearing
156	238938M1	1	Bolt
157	238919M1	2	Spacer
158	376448X1	1	Nut Unf
159	238933M1	1	Lever
160	230762M2	1	Bracket
161	831259M1	1	Pin
162	353230X1	1	Washer
163	354059X1	1	Pin
169	238918M1	1	Bolt
170	238919M1	1	Spacer
171	376448X1	1	Nut Unf
172	238933M1	1	Lever
173	195400M1	1	Pin
174	353230X1	1	Washer
175	354059X1	1	Pin
176	205612M1	1	Knob

CPO.1840

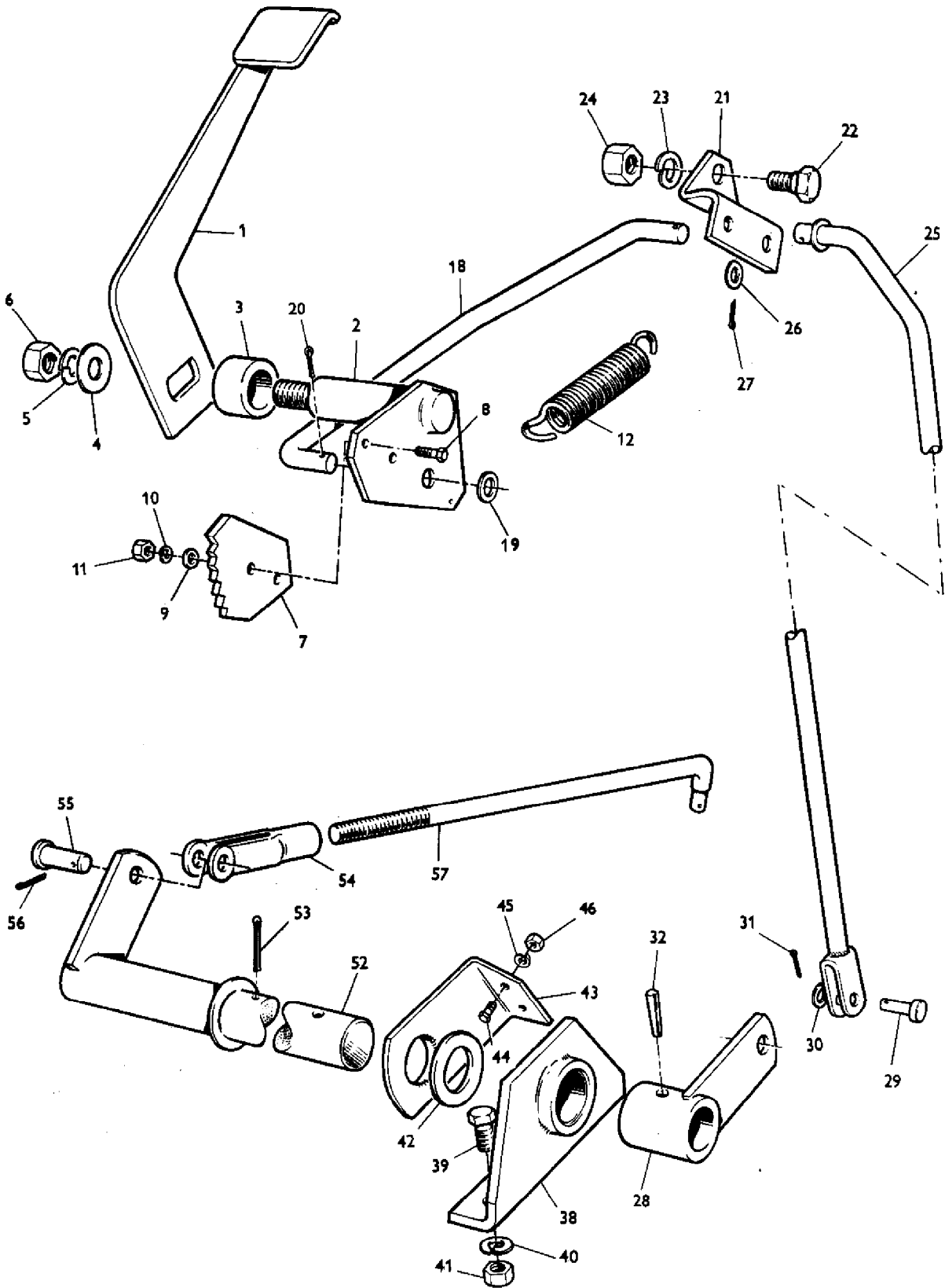


AGCO Corporation
Parts List Report

Massey Ferguson (Europe)
MF 500 COMBINE
Page 227 - PARKING BRAKE

Item	Part Number	Qty	Part Description	Comments
1	229596M91	1	Brake	
2	1505390M1	1	Lever	
3	1505391M1	2	Cover	
4	1505370M91	1	Plate	
5	1505373M1	2	Bolt	
6	1505384M1	1	Pin	
7	1505838M1	1	Lever	Left Hand FRD. Right Hand REAR
7	1505839M1	1	Lever	Right Hand FRD. Left Hand REAR
8	1505386M91	1	Wedge	
9	1505379M91	2	Shoe	
10	1505385M1	2	Spring	
11	1505374M1	1	Spring	
17	353690X1	6	Screw Unc	
18	353434X1	6	Lock Washer	
19	357569X1	1	Nut Unf	
20	353764X1	1	Washer	
21	234041M1	1	Gasket	
22	229598M2	1	Drum	
23	832125M1	1	Seal	
24	233896M1	1	Washer	
25	233895M1	1	Housing	
26	359404X1	4	Lock Washer	
27	353426X1	4	Nut Unf	
28	835720M91	X	Kit, Lining	

CPO.1841



AGCO Corporation
Parts List Report

Massey Ferguson (Europe)

MF 500 COMBINE

Page 228 - PARKING BRAKE CONTROL

Item	Part Number	Qty	Part Description	Comments
1	226892M91	1	Arm	
2	226874M91	1	Shaft	
3	360626X1	1	Spacer	
4	355620X1	1	Washer	
5	353432X1	1	Lock Washer	
6	353426X1	1	Nut Unf	
7	228963M1	1	Ratchet	
8	353519X1	2	Screw Unf	
9	353755X1	2	Washer	
10	353446X1	2	Lock Washer	
11	353916X1	2	Nut Unf	
12	70592M1	1	Spring	
18	226894M1	1	Link	
19	353757X1	2	Washer	
20	354048X1	2	Pin	
21	226903M1	1	Crank	
22	226903M1	1	Bolt	
23	353433X1	1	Lock Washer	
24	353427X1	1	Nut Unf	
25	230231M91	1	Rod	(A)
25	794986M91	1	Rod	(B)
26	353757X1	2	Washer	(C)
27	354048X1	2	Pin	(C)
28	233892M91	1	Lever	(A)
28	794979M1	1	Lever	(B)
29	460102M1	1	Pin	(B)
30	353756X1	1	Washer	(B)
31	354048X1	1	Pin	(B)
32	14375X	1	Pin	
38	230229M91	1	Support	(A)
38	794984M91	1	Support	(B)
39	353596X1	2	Bolt Unf	
40	353439X1	2	Lock Washer	
41	353437X1	2	Nut Unf	
42	832044M1	1	Washer	
43	233888M1	1	Bracket	(A)
43	794983M1	1	Bracket	(B)
44	353519X1	2	Screw Unf	
45	353446X1	2	Lock Washer	

46	353916X1	2	Nut Unf
52	230233M91	1	Shaft
52	794981M91	1	Shaft
53	354081X1	1	Pin
54	210880M1	1	Arm
55	354190X1	1	Pin
56	354048X1	1	Pin
57	794993M1	1	Stem

(A)

Up to Serial or Engine Number 3913

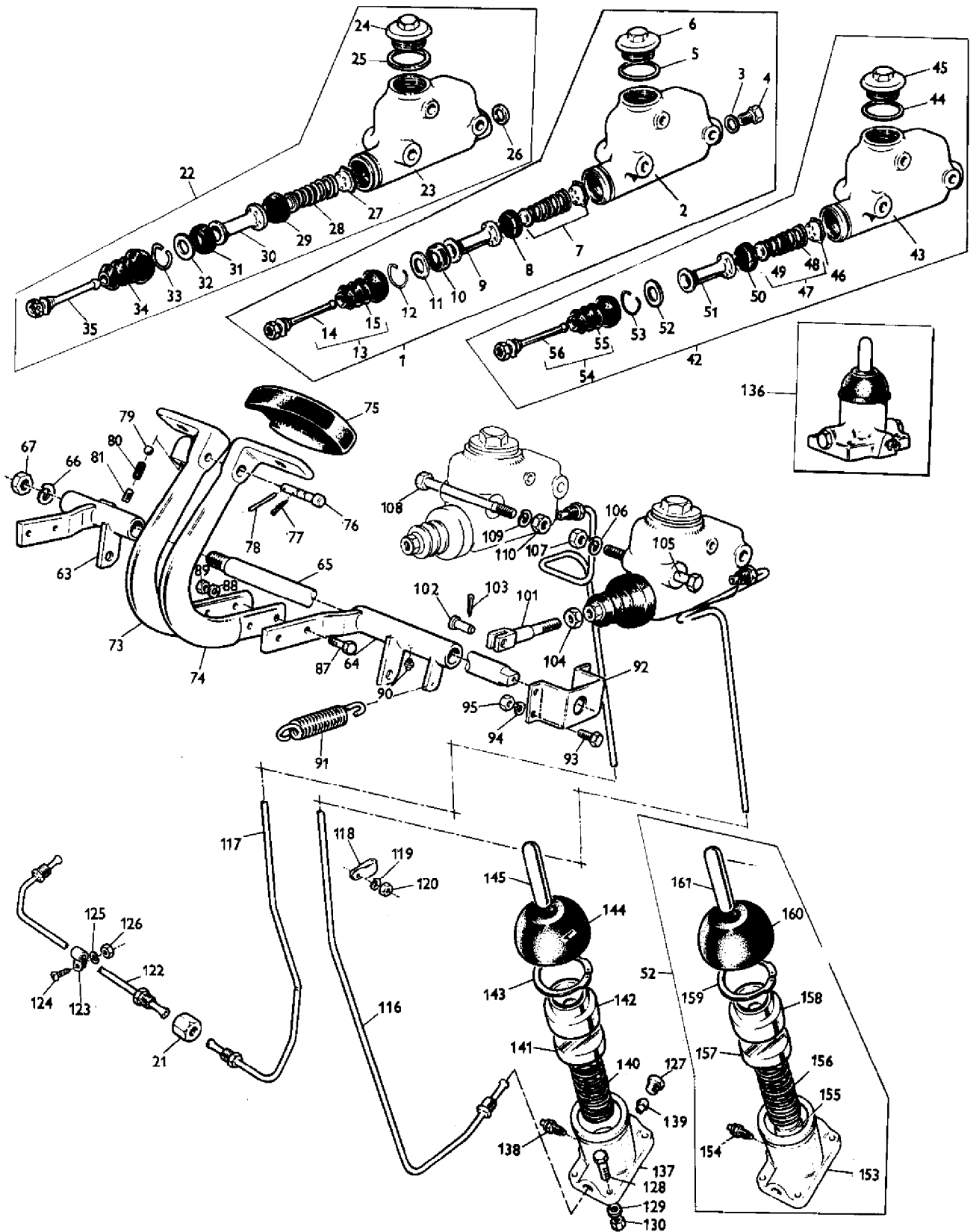
(B)

From Serial or Engine Number 3914

(C)

1 ONLY REQUIRED AFTER SERIAL NO. 3914

CPO.1842



AGCO Corporation
Parts List Report

Massey Ferguson (Europe)

MF 500 COMBINE

Page 231 - TURNING BRAKE CONTROLS

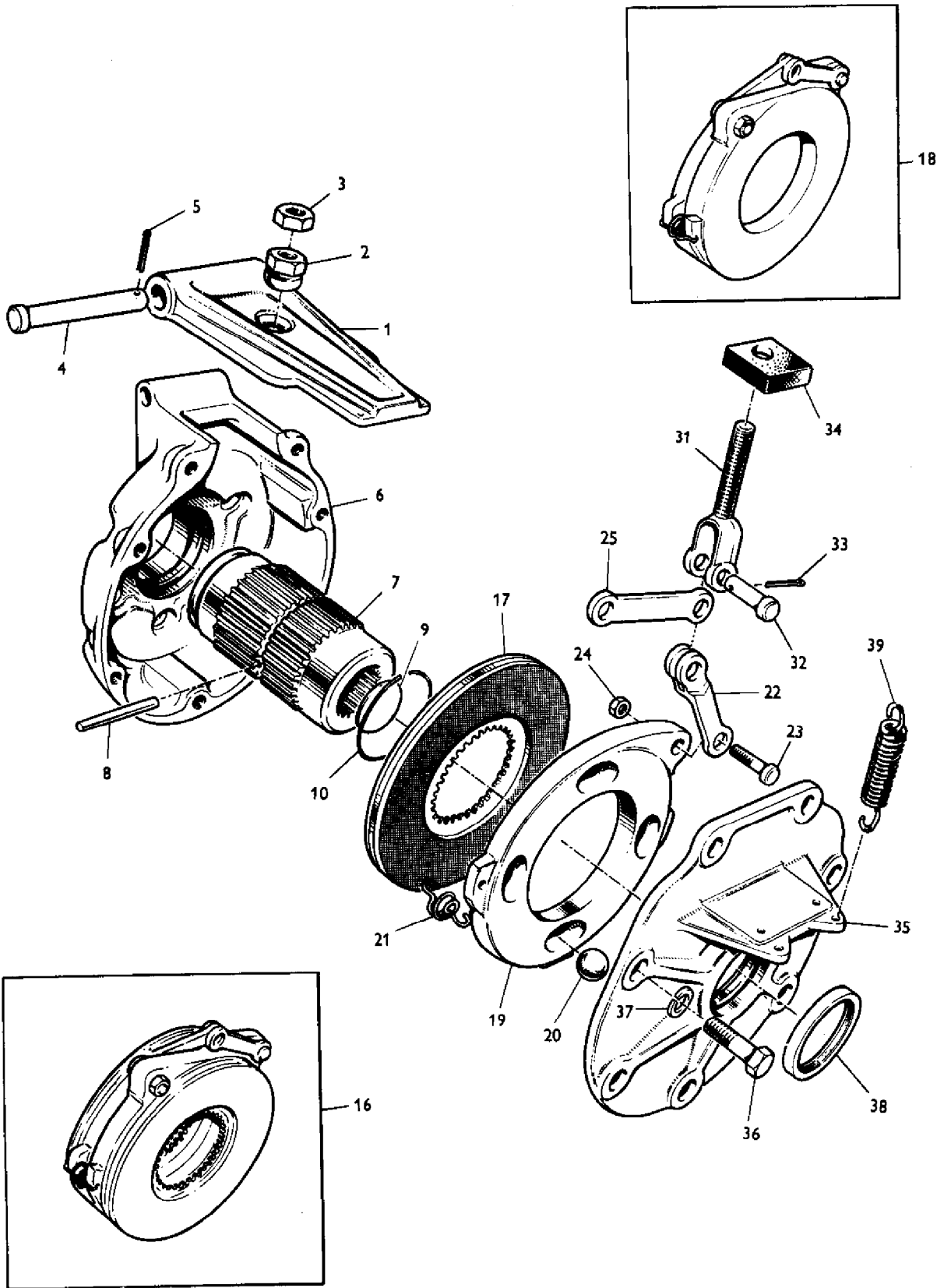
Item	Part Number	Qty	Part Description	Comments
1	228391M91	2	Cylinder	(A - B)
2		1	Body	Not Serviced, Order 228391M91
3	1017898M1	1	Gasket	
4	1017899M1	1	Union	
5	1017897M1	1	Gasket	
6	1017878M91	1	Cap	
7	1017882M91	1	Valve	(E)
8	1031667M1	1	Cup	(E)
9	1017879M91	1	Piston	(E)
10		1	Cup	(E) Not Serviced, Order 835529M92
11	1017884M1	1	Stop	(E)
12	1017896M1	1	Ring	(E)
13	1017880M91	1	Boot	(E)
14		1	Rod	(E) Not Serviced, Order 1017880M91
15	1017881M1	1	Protector	(E)
16	835529M92	X	Parts Pack	INCLUDES ITEMS MARKED (E)
22	223872M91	X	Cylinder	(A - C)
23		1	Body	Not Serviced, Order 223872M91
24	1085305M1	1	Plug	
25	1509831M1	1	Gasket	
26	1509835M1	1	Gasket	
27		1	Valve	(F) Not Serviced, Order 800663M91
28	1509985M1	1	Spring	
29		1	Cup	(F) Not Serviced, Order 800663M91
30		1	Piston	(F) Not Serviced, Order 800663M91
31		1	Seat	(F) Not Serviced, Order 800663M91
32	1509833M1	1	Washer	
33		1	Wire	(F) Not Serviced, Order 800663M91
34	1016890M1	1	Boot	(F)
35	1509834M1	1	Rod	
36	800663M91	X	Parts Pack	INCLUDES ITEMS MARKED (F)
42	243135M91	2	Cylinder	(D)

43		1	Body	Not Serviced, Order 243135M91
44	1030363M1	1	Gasket	
45	1030361M91	1	Cap	
46		1	Valve	(G) Not Serviced, Order 835940M91
47	1030360M91	1	Spring	
48		1	Spring	Not Serviced, Order 1030360M91
49		1	Retainer	Not Serviced, Order 1030360M91
50		1	Cup	(G) Not Serviced, Order 835940M91
51		1	Piston	(G) Not Serviced, Order 835940M91
52		1	Stop	(G) Not Serviced, Order 835940M91
53		1	Wire	(G) Not Serviced, Order 835940M91
54	1030369M91	1	Poppet	
55	1017881M1	1	Protector	(G)
56		1	Pushrod	Not Serviced, Order 1030369M91
57	835940M91	X	Parts Pack	INCLUDES ITEMS MARKED (G)
63	226877M91	1	Arm	
64	226883M91	1	Arm	
65	226873M1	1	Shaft	
66	353433X1	1	Lock Washer	
67	353427X1	1	Nut Unf	
73	226890M1	1	Pedal	(H)
73	796820M91	1	Pedal	
74	226888M1	1	Pedal	(J)
74	796823M1	1	Pedal	
75	220670M1	2	Pad	(K)
75	796905M1	2	Pad	(L)
76	791533M1	1	Clevis Pin	(M)
76	793347M1	1	Pin	(N)
77	354048X1	1	Pin	
78	353483X1	1	Pin	
79	791356M1	1	Ball	
80	C2309	1	Spring	
81	359029X1	1	Screw Unc	
87	353520X1	4	Bolt Unf	
88	353446X1	4	Lock Washer	
89	353916X1	4	Nut Unf	
90	13811X	2	Grease Nipple	
91	214446M1	2	Spring	
92	226907M1	1	Support	
93	353517X1	4	Screw Unf	
94	353446X1	4	Lock Washer	

95	353916X1	4	Nut Unf	
101	227580M1	2	End	(A)
101	833585M1	2	Fork	(D)
102	831174M1	2	Pin	
103	354048X1	2	Pin	
104	353426X1	2	Nut Unf	
105	353554X1	2	Bolt Unf	
106	353434X1	2	Lock Washer	
107	353430X1	2	Nut Unf	
108	353552X1	2	Bolt Unf	
109	353434X1	2	Lock Washer	
110	353430X1	2	Nut Unf	
116	790869M91	1	Pipe	Left Hand
117	792321M91	1	Pipe	Right Hand
118	360081X1	2	Clamp	
119	353445X1	2	Lock Washer	
120	354120X1	2	Nut	
121	204605M1	1	Union	
122	792323M91	1	Pipe	Right Hand
123	360080X1	4	Screw	
124	355183X1	4	Screw Unc	
125	353444X1	4	Lock Washer	
126	354119X1	4	Nut Unc	
127	785273M1	2	Plug	
128	353505X1	4	Screw Unf	
129	353441X1	4	Lock Washer	
130	353918X1	4	Nut Unf	
136	223874M91	20	Cylinder	(A)
137		1	Body	Not Serviced, Order 233874M91
138	1509744M1	1	Screw	(P)
139	1509752M1	2	Insert	(P)
140	1509746M1	1	Spring	(P)
141	1509747M1	1	Cup	(P)
142	1509748M1	1	Piston	(P)
143	1509749M1	1	Ring	(P)
144	1509750M1	1	Boot Rubber	(P)
145	1509751M1	1	Rod	
146	800662M91	X	Kit, Repair	INCLUDES ITEMS MARKED P
152	243132M91	2	Cylinder	(D)
153		1	Body	Not Serviced, Order 243132M91
154	1400863M1	1	Screw	
155		1	Stop	(Q)
				Not Serviced, Order 835939M91
156		1	Spring	(Q)
				Not Serviced, Order 835939M91
157		1	Cup	(Q)

158		1	Piston	Not Serviced, Order 835939M91 (Q)
159		1	Circlip	Not Serviced, Order 835939M91 (Q)
160		1	Boot	Not Serviced, Order 835939M91 (Q)
161	1030372M1	1	Rod	Not Serviced, Order 835939M91
162	835939M91	X	Parts Pack	INCLUDES ITEMS MARKED Q (A) Up to Serial or Engine Number 5231 (B) Alternative 223872M91 (C) Alternative 228391M91 (D) From Serial or Engine Number 5232 (E) INCLUDED IN REPAIR KIT 835529M91 (F) INCLUDED IN REPAIR KIT 800 663 M91 (G) INCLUDED IN REPAIR KIT 835940M91 (H) Not Serviced, Order 796820M91 WITH 796905M1 AND 793347M1 (J) Not Serviced, Order 796823M91 WITH 796905M1 (K) USE ONLY WITH 226890M1 OR 226888M1 (L) USE ONLY WITH 796820M91 OR 796823M91 (M) USE ONLY WITH 226890M1 (N) USE ONLY WITH 796820M91 (P) INCLUDED IN REPAIR KIT 800662M91 (Q) INCLUDED IN REPAIR KIT 835939M91

CPO.1843

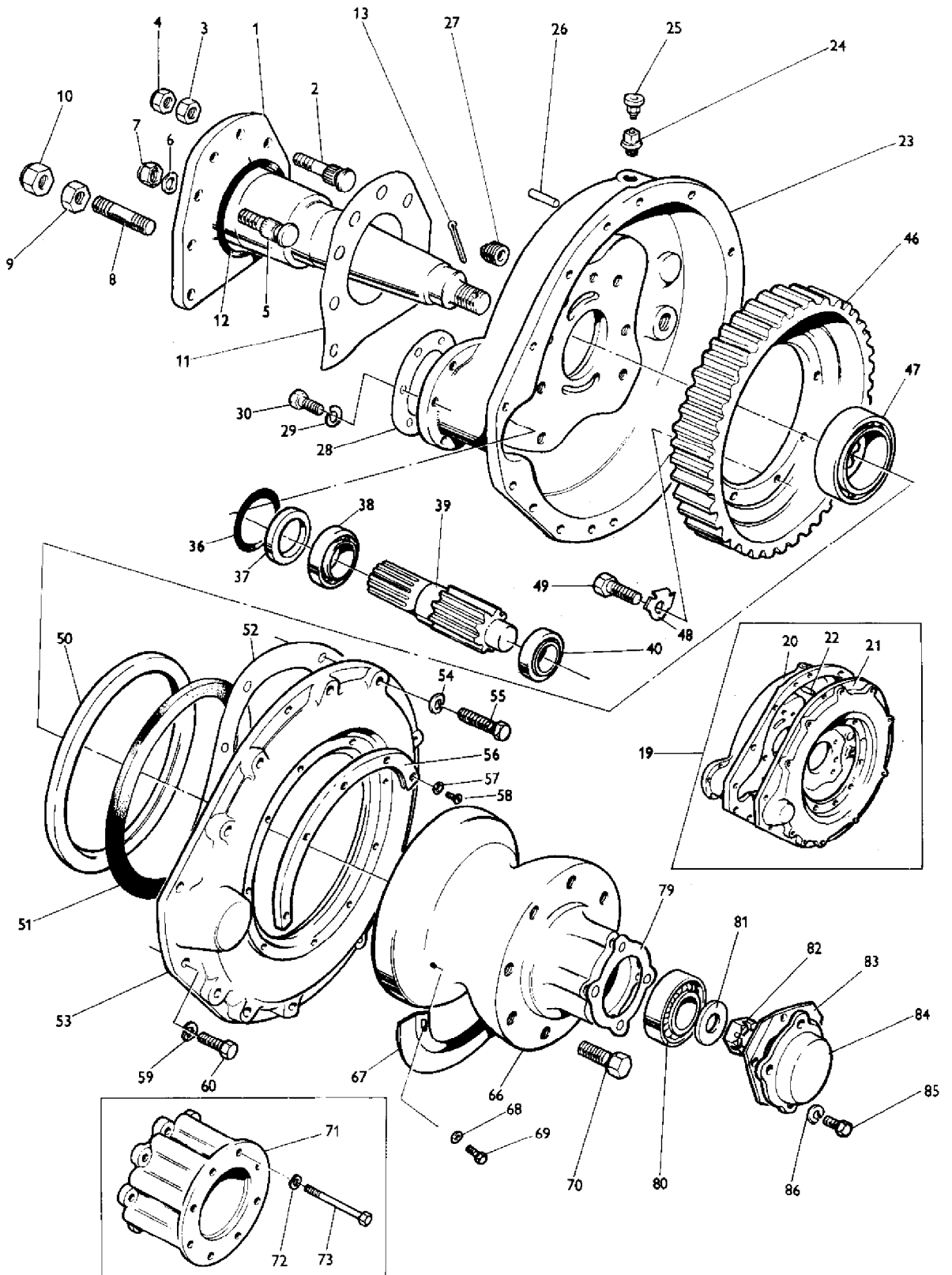


AGCO Corporation
Parts List Report

Massey Ferguson (Europe)
MF 500 COMBINE
Page 236 - TURNING BRAKES

Item	Part Number	Qty	Part Description	Comments
1	229075M2	2	Plate	(A)
1	243136M1	2	Lever	(B)
2	831850M1	2	Nut	(A)
2	364584X1	2	Nut	(B)
3	353426X1	2	Nut Unf	
4	831843M1	2	Pin	
5	354048X1	2	Pin	
6	239482M1	2	Housing	Left Hand Right Hand
7	237094M1	2	Coupling	
8	10460X	2	Pin	
9	239460M1	2	Disc	
10	831852M1	2	Ring	
16	223894M92	2	Brake	
17	1018541M91	2	Disc	
18	1015991M91	1	Disc	
19	1015993M1	2	Disc	
20	16779X	4	Ball	
21	1005528M1	2	Spring	
22	1015994M91	1	Link	
23	1015996M1	2	Stud	
24	353917X1	2	Nut Unf	
25	1015995M1	1	Link	
31	831848M1	2	Yoke	(A)
31	832447M1	2	Yoke	(B)
32	354190X1	2	Pin	
33	354048X1	2	Pin	
34	228236M2	2	Seal	
35	237095M2	2	Cover	
36	353700X1	14	Screw Unc	
37	353432X1	14	Lock Washer	
38	832898M1	2	Seal	
39	223877M1	4	Spring	(A)
39	243133M1	4	Spring	(B)
				(A)
				Up to Serial or Engine Number 5231
				(B)
				From Serial or Engine Number 5232

CPO.1844/1



AGCO Corporation
Parts List Report

Massey Ferguson (Europe)
MF 500 COMBINE
Page 239 - FINAL DRIVE

Item	Part Number	Qty	Part Description	Comments
1	226676M2	2	Axle	
2	832691M2	10	Bolt	(C)
3	364171X1	10	Nut	(C)
4	364172X1	10	Nut	(C)
5	832691M2	4	Bolt	(D)
6	239833M1	4	Washer	(D)
7	363932X1	4	Nut Unf	(D)
8	234463M1	2	Stud	
9	364171X1	2	Nut	
10	364172X1	2	Nut	
11	223621M1	1	Gasket	NO LONGER REQUIRED
12	359235X1	1	Ring	
13	354092X1	1	Pin	
19	794721M91	1	Housing	(E)
20	226677M2	1	Housing	Left Hand
21	233078M1	1	Cover	Left Hand
22	831731M1	2	Pin	
23	226675M2	1	Housing	Right Hand
24	222622M1	2	Plug	
25	190729M91	2	Breather	
26	831731M1	2	Pin	
27	22766X	4	Plug	
28	223625M1	X	Shim	.010"
28	223626M1	X	Shim	.020"
28	228383M1	X	Shim	.030"
29	353432X1	12	Lock Washer	
30	353700X1	12	Screw Unc	
36	359139X1	2	Ring	
37	831926M1	2	Seal	
38	791266M91	2	Bearing	
39	233081M3	2	Pinion	(A, H)
39	226988M1	2	Pinion	(B)
40	1851800M91	2	Bearing Assy	
46	800986M91	2	Kit, Gear	(A, J)
46	226987M1	2	Annular Gear	(B)
47	791294M91	2	Bearing	
48	218517M1	16	Washer	
49	360990X1	16	Bolt	
50	232944M2	2	Seal	

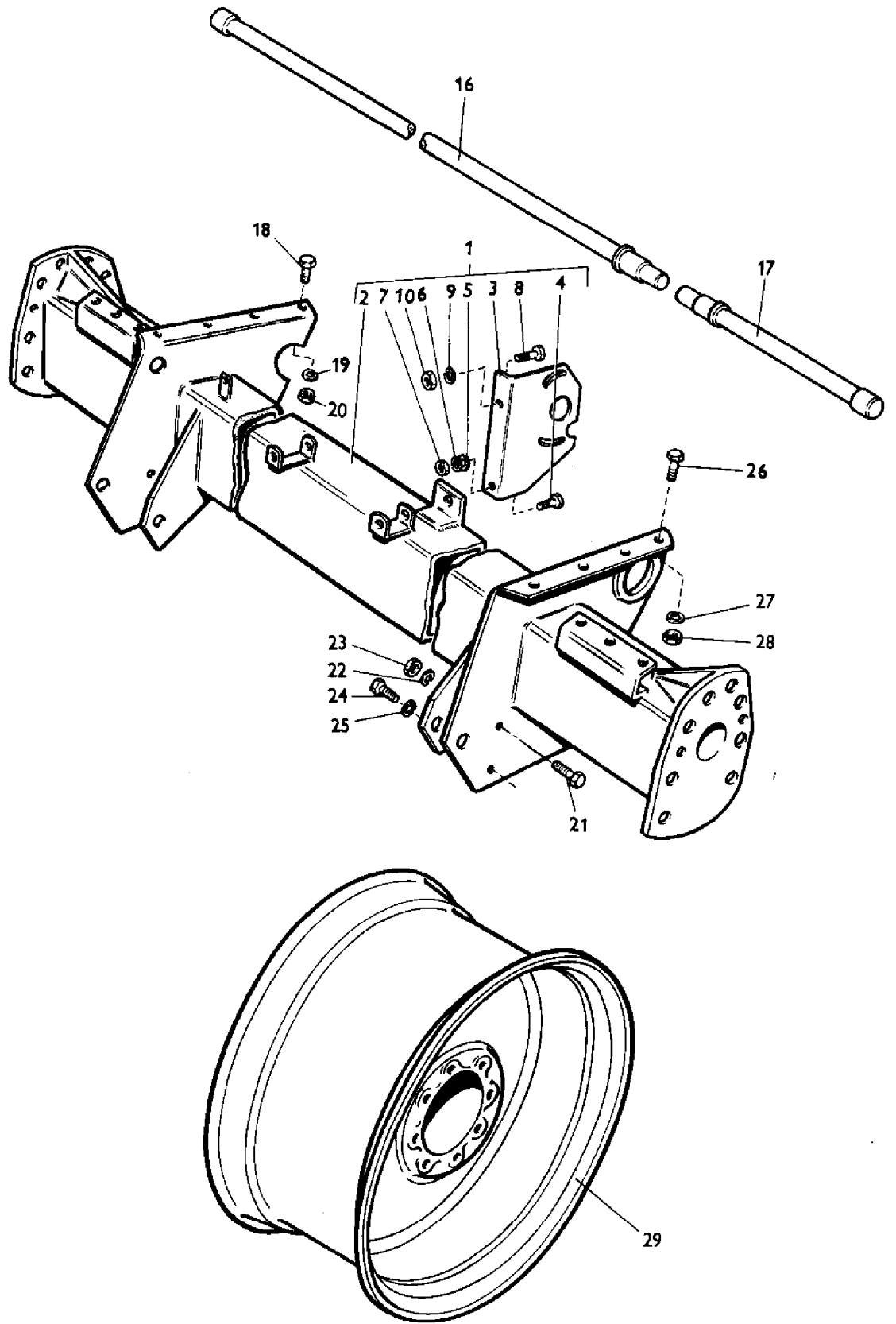
51	223629M1	2	Packing	
52	233076M1	2	Gasket	
53	233078M1	1	Cover	(A) Right Hand
53	233100M1	2	Cover	(B)
53	785595M1	2	Cover	(G)
54	353432X1	20	Lock Washer	
55	353704X1	20	Bolt Unc	(A)
55	353700X1	20	Screw Unc	(B)
56	230269M91	2	Cover	NO LONGER REQUIRED
57	359004X1	10	Lock Washer	NO LONGER REQUIRED
58	353970X1	10	Screw Unc	NO LONGER REQUIRED
59	353432X1	4	Lock Washer	
60	353700X1	4	Screw Unc	
66	223630M2	2	Hub	
66	785604M1	2	Hub	(G)
67	233079M1	4	Cowl	
68	22756X	16	Lock Washer	NO LONGER REQUIRED
69	353676X1	16	Screw Unc	NO LONGER REQUIRED
70	795880M1	16	Bolt	
71	211195M2	2	Spacer	(G)
72	353433X1	16	Lock Washer	(G)
73	353634X1	16	Bolt Unf	(G)
79	223631M3	2	Gasket	
80	1851809M91	2	Bearing	
81	486297M2	2	Washer	
82	357533X1	2	Nut Unf	
83	792402M1	2	Plate	
84	223632M2	2	Cover	
85	353698X1	8	Screw Unc	
86	353432X1	8	Lock Washer	(A) HIGH RATIO (B) LOW RATIO (C) QUANTITY 14 REQUIRED UP TO SERIAL 3913 (D) From Serial or Engine Number 3914 (E) Up to Serial or Engine Number 3042 (F) From Serial or Engine Number 3043 (G) INCLUDED IN RICE CONVERSION KITS (H)

INCLUDED IN GEAR AND PINION KIT 800986M91

(J)

INCLUDES PINION 233081M3

CPO-1845



AGCO Corporation
Parts List Report

Massey Ferguson (Europe)

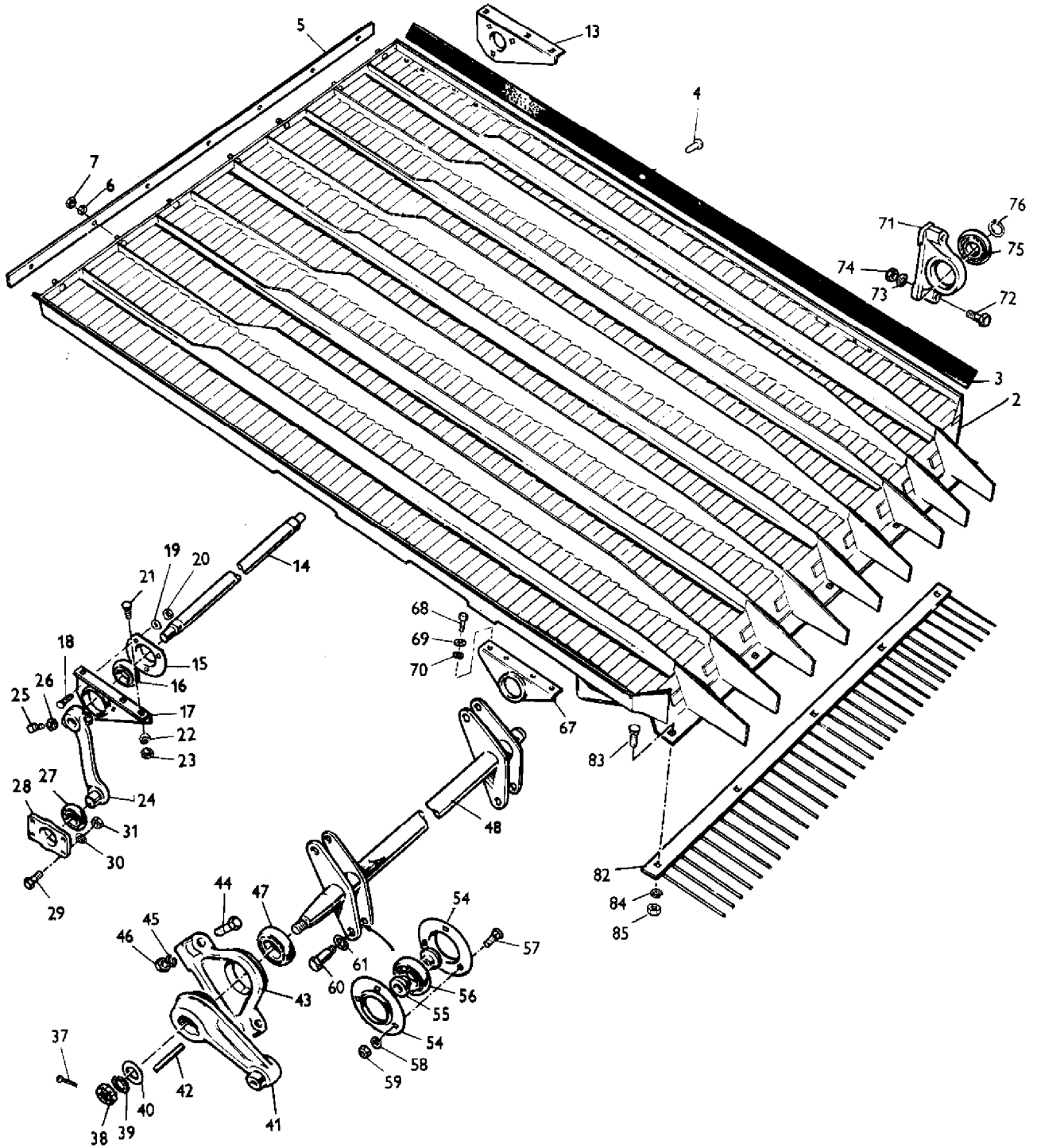
MF 500 COMBINE

Page 243 - AXLE FRAME AND FRONT WHEELS

Item	Part Number	Qty	Part Description	Comments
1	238760M92	1	Axle	
2		1	Axle	Not Serviced, Order 238760M92
3	227604M2	1	Support	
4	227606M1	1	Bolt	
5	353760X1	1	Flat Washers	
6	353433X1	1	Lock Washer	
7	353427X1	1	Nut Unf	
8	353611X1	1	Screw Unf	
9	353433X1	1	Lock Washer	
10	353427X1	1	Nut Unf	
16	227585M1	1	Shaft	Right Hand
16	785612M1	1	Shaft	(A) Right Hand
17	227584M1	1	Shaft	Left Hand
17	785611M1	1	Shaft	(A) Left Hand
18	353594X1	4	Bolt Unf	
19	354439X1	4	Bolt Unc	
20	353437X1	4	Nut Unf	
21	353561X1	8	Screw Unf	
22	353432X1	8	Lock Washer	
23	353426X1	8	Nut Unf	
24	353560X1	4	Screw Unf	
25	353432X1	4	Lock Washer	
26	353594X1	4	Bolt Unf	
27	353439X1	4	Lock Washer	
28	353437X1	4	Nut Unf	
29	792257M1	2	Wheel	W14L X 26
29	234591M1	2	Wheel	DW20 - 26 (A) INCLUDED IN RICE CONVERSION KITS

GRAIN PAN ARRANGEMENT

CPO.1846/1



AGCO Corporation
Parts List Report

Massey Ferguson (Europe)
MF 500 COMBINE
Page 244 - GRAIN PAN ARRANGEMENT

Item	Part Number	Qty	Part Description	Comments
1	791993M92	1	Pan	(A)
1	795124M91	1	Pan	(B)
2		1	Pan	ORDER ASSEMBLY
3	234794M1	2	Band	(A, C)
3	795127M1	2	Strip	(B)
4	377053X1	50	Rivet	(D)
5	226720M1	1	Strip	
6	353446X1	7	Lock Washer	
7	353916X1	7	Nut Unf	
13	234238M1	1	Plate	(A) Right Hand
13	795126M1	1	Flange	(B) Right Hand
14	226763M1	1	Shaft	
15	831164M1	2	Flange	
16	353152X1	2	Bearing	
17	234237M1	1	Plate	(A) Left Hand
17	795125M1	1	Flange	(B) Left Hand
18	353998X1	6	Screw	
19	353446X1	6	Lock Washer	
20	353916X1	6	Nut Unf	
21	353791X1	8	Bolt Unf	(E)
22	353446X1	8	Lock Washer	(E)
23	353916X1	8	Nut Unf	(E)
24	226762M2	2	Arm	
25	355208X1	2	Screw Unc	
26	375110X1	2	Nut Unc	
27	350396X1	2	Bearing	
28	226765M1	2	Housing	
29	353520X1	8	Bolt Unf	
30	353446X1	8	Lock Washer	
31	353916X1	8	Nut Unf	
37	375090X1	1	Pin	(F)
38	353435X1	1	Nut Unf	(A)
38	637036M2	1	Nut	(B, F)
39	353440X1	1	Lock Washer	(A)
40	361067X1	1	Washer	(A)

40	361012X1	1	Washer	(B, F)
41	226776M2	1	Crank	
42	352958X1	1	Key Parallel	
43	226768M1	1	Support	Left Hand
44	353570X1	2	Bolt Unf	
45	353432X1	2	Lock Washer	
46	353426X1	2	Nut Unf	
47	832087M1	1	Bearing	
48	794386M91	1	Parts Pack	(A, G)
48	226769M92	1	Arm	(B, F)
54	22286X	4	Flange	
55	226912M1	8	Bush	
56	831112M1	4	Bearing	
57	353790X1	6	Bolt	
58	22756X	6	Lock Washer	
59	353917X1	6	Nut Unf	
60	226766M1	4	Stud	
61	359406X1	4	Washer	
67	226767M1	2	Bracket	
68	353678X1	8	Screw Unc	
69	353755X1	8	Washer	
70	353466X1	8	Pin	
71	226774M1	1	Support	Right Hand
72	353570X1	2	Bolt Unf	
73	353432X1	2	Lock Washer	
74	353426X1	2	Nut Unf	
75	831087M1	1	Bearing	
76	208221M1	1	Ring	
82	226735M91	1	Screen	
83	353791X1	5	Bolt Unf	
84	353446X1	5	Lock Washer	
85	353916X1	5	Nut Unf	

(A)

Up to Serial or Engine Number 3913

(B)

From Serial or Engine Number 3914

(C)

CUT OFF 5" FOR USE WITH 791993M91

(D)

QUANTITY 48 ONLY REQUIRED FROM SERIAL NO.
3914

(E)

QUANTITY 6 ONLY REQUIRED FROM SERIAL NO. 3914

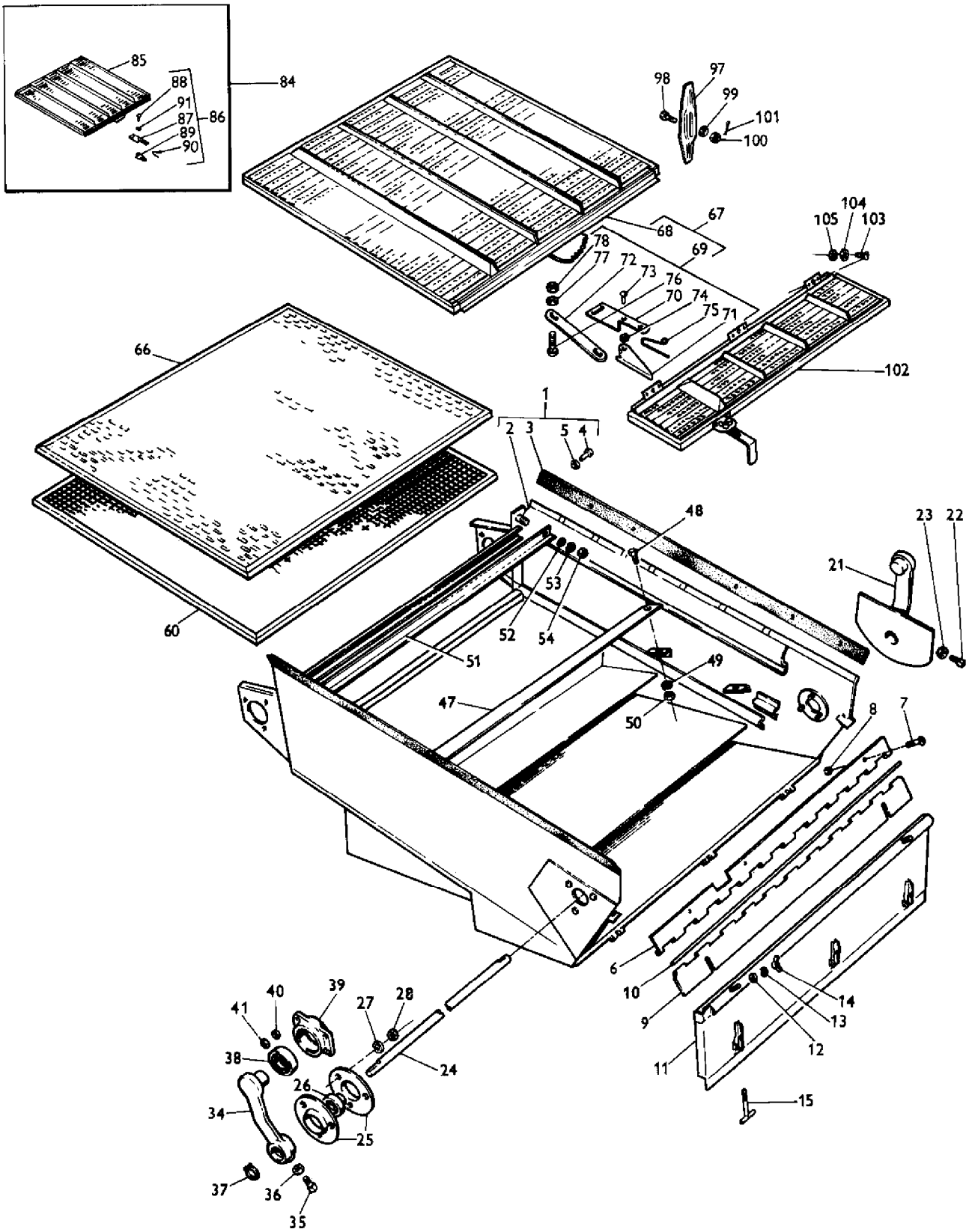
(F)

INCLUDED IN ARM ASSEMBLY KIT 794386M91

(G)

INCLUDES ITEMS MARKED (F)

CPO.1847



AGCO Corporation
Parts List Report

Massey Ferguson (Europe)
MF 500 COMBINE
Page 248 - SHAKER SHOE

Item	Part Number	Qty	Part Description	Comments
1	226739M91	1	Shoe	
2		1	Shaker	Not Serviced, Order 226739M91
3	791159M1	2	Strip	
4	49189X	20	Rivet	
5	353753X1	20	Washer	
6	226737M1	1	Plate	
7	376370X1	4	Screw	
8	375276X1	4	Nut Unf	
9	226738M1	1	Plate	
10	360483X1	1	Rod	
11	785227M91	1	Door	
12	355618X1	2	Washer	
13	353446X1	2	Lock Washer	
14	355583X1	2	Nut Unf	
15	230882M91	3	Latch	
21	794366M91	1	Arm	Right Hand
22	355208X1	1	Screw Unc	
23	375110X1	1	Nut Unc	
24	226775M1	1	Shaft	
25	22286X	4	Flange	
26	22285X	2	Bearing	
27	353446X1	6	Lock Washer	
28	353916X1	6	Nut Unf	
34	229340M1	1	Arm	Left Hand
35	355208X1	1	Screw Unc	
36	375110X1	1	Nut Unc	
37	352980X1	2	Ring	
38	350396X1	2	Bearing	
39	226765M1	2	Housing	
40	353446X1	8	Lock Washer	
41	353916X1	8	Nut Unf	
47	226777M1	2	Deflector	
48	353515X1	4	Screw Unf	
49	353446X1	4	Lock Washer	
50	353916X1	4	Nut Unf	
51	791471M1	1	Strip	
52	353755X1	2	Washer	
53	353446X1	2	Lock Washer	
54	353916X1	2	Nut Unf	

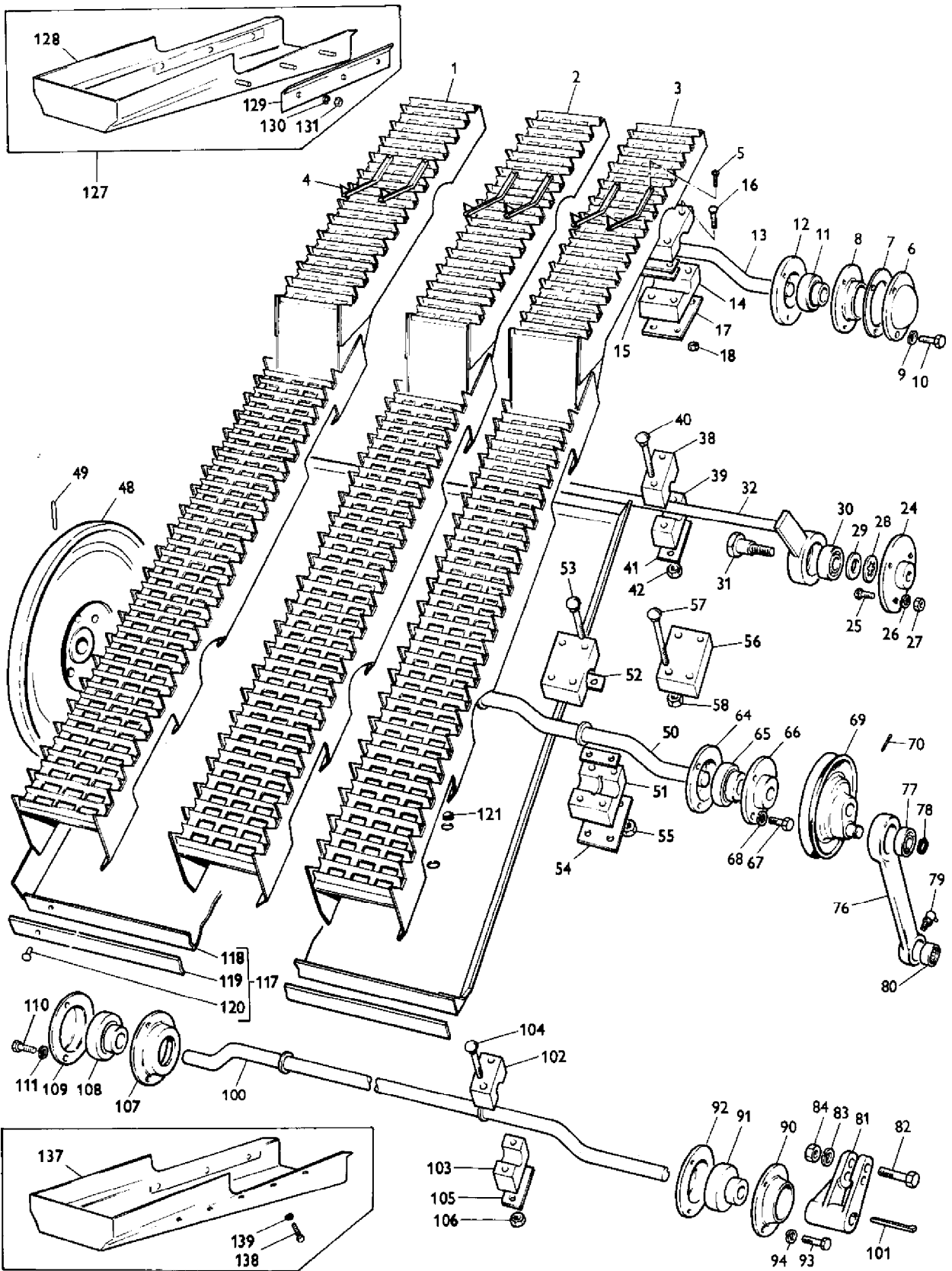
60	234215M91	X	Screen	1/16"
60	234216M91	X	Screen	3/32"
60	234217M91	X	Screen	7/64"
60	234218M91	X	Screen	1/8"
60	234219M91	X	Screen	5/32"
60	234220M91	X	Chaffer	3/16"
60	234221M91	X	Screen	1/4"
60	234222M91	X	Screen	5/16"
60	234223M91	X	Screen	3/8"
60	234224M91	X	Screen	7/16"
60	234225M91	X	Screen	1/2"
60	234226M91	X	Screen	5/8"
60	792000M92	X	Sieve	
66	234227M91	X	Screen	1/16" X 3/8"
66	234228M91	X	Screen	5/32" X 5/8"
66	234229M91	X	Screen	3/16" X 3/4"
67	790504M93	1	Chaffer	
67	793252M91	1	Grille	(A)
68		1	Chaffer	ORDER ASSEMBLY
69	791404M91	1	Lever	
70	791402M91	1	Lever	
71	791403M91	1	Handle	
72	791407M1	1	Arm	
73	13277X	1	Rivet	
74	353753X1	2	Washer	
75	791406M1	1	Spring	
76	353784X1	2	Bolt Unf	
77	353754X1	2	Washer	
78	376446X1	2	Nut Unf	
84	790502M93	1	Chaffer	
84	793253M91	1	Chaffer	(A)
85		1	Chaffer	ORDER ASSEMBLY
86	636978M92	1	Lever	
87	637420M91	1	Handle	
88	13277X	1	Rivet	
89	636980M91	1	Lever	
90	636983M1	1	Spring	
91	353753X1	2	Washer	
97	226760M1	2	Clamp	
98	832298M1	2	Bolt	
99	196107M1	2	Washer	
100	353426X1	4	Nut Unf	
101	353057X1	2	Pin	
102	226757M91	1	Extension	
102	790501M91	1	Extension	
103	355138X1	3	Screw Unc	

104	353754X1	3	Washer
105	357553X1	3	Nut Unc

(A)

FOR HILLY TERRAIN

CPO.1848/1



AGCO Corporation
Part List Page List Report

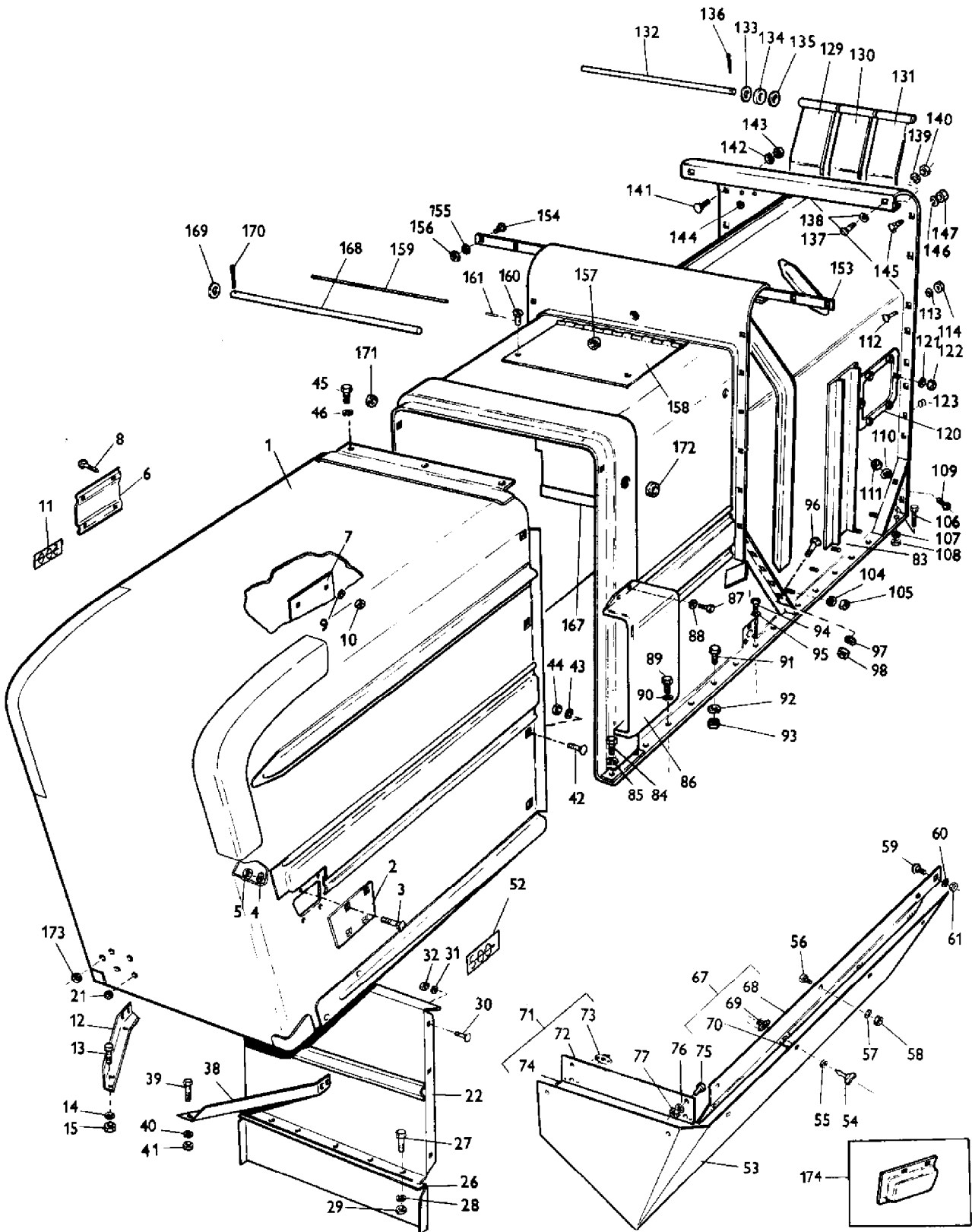
Massey Ferguson (Europe)
MF 500 COMBINE
All Pages

Page Title	Page Number
AIR CLEANER	64
AIR INDUCTION - A6.354	16
ANTIWIND KIT	156
AUGER AND PITMAN CRANK	316
AUXILIARY DRIVE - A6.354	39
AXLE FRAME AND FRONT WHEELS	243
BATT REEL - 10'	135
BELTS	428
CHAINS - 1/2"A.S.A	431
CLUTCH STOP	208
CONCAVE ARRANGEMENT	164
CONCAVE CONTROL LINRAGE	163
CONTROL BOX DETAILS	72
CONTROL BOX DETAILS - FOR AUTOMATIC TABLE HEIGHT CONTROL	76
CONTROL VALVE	356
CONTROLS FILLING AND UNLOADING	299
COOLING SYSTEM	51
COUNTERSHAFT, R.H. DRIVES ARRANGEMENT	271
CRANKSHAFT - A6.354	11
CYLINDER	168
CYLINDER BLOCK - A6.354	3
CYLINDER BLOCK - A6.354	4
CYLINDER DRIVE	176
CYLINDER HEAD - A6.354	7
CYLINDER HEAD COVER - A6.354	15
CYLINDER HOUSING	171
DRIVES AND GUARDS LH	308
ELECTRICAL EQUIPMENT	80
ELECTRICAL EQUIPMENT - A6.354	40
ELEVATOR TO CYLINDER	159
ENGINE COVER AND CONTROL PANEL	67
ENGINE INSTALLATION	44
FANNING MILL	264
FIELD AND ROAD LIGHTING EQUIPMENT - U.K. ONLY	88
FIELD AND ROAD LIGHTING EQUIPMENT - U.K. ONLY	92
FIELD LIGHTING EQUIPMENT	87
FINAL DRIVE	239
FRAME AND REAR AXLE	328

FUEL INJECTION PUMP - A6.354	35
FUEL OIL FILTERS - A6.354	31
FUEL OIL LIFT PUMP AND FILTER - A6.354	27
FUEL OIL LIFT PUMP REPAIR KTIS - A6.354	28
FUEL TANK ARRANGEMENT	52
GRAIN DIVIDER L.H. - GRAIN	104
GRAIN DIVIDER R.H. - GRAIN	99
GRAIN ELEVATOR	275
GRAIN PAN ARRANGEMENT	244
GRAIN TANK	287
GRAIN TANK UNLOADER PIPE	280
HYDRAULIC PUMP ARRANGEMENT UP TO SERIAL NO. 2225	348
HYDRAULIC PUMP ARRANGEMENT UP TO SERIAL NO. 2225	352
HYDRAULIC PUMP DRIVE	344
HYDRAULIC TANK	347
HYDRAULIC UNLOADER SPOUT	412
HYDRAULIC UNLOADER SPOUT	416
INSTRUMENT PANEL	84
JOINTS AND GASKETS-BOTTOM SERVICE KIT - A6.354	43
KNIFE AND KNIFE DRIVE ARRANGEMENT	120
LUBRICATING OIL FILTER - A6.354	23
LUBRICATING OIL SUMP - A6.354	20
MAIN COUNTERSHAFT	191
MAIN COUNTERSHAFT LUBRICATION SYSTEM	196
MAIN COUNTERSHAFT LUBRICATION SYSTEM UP TO SERIAL NO. 2425	195
OPERATORS PLATFORM	339
OPERATORS SEAT	336
PARKING BRAKE	227
PARKING BRAKE CONTROL	228
PICK UP REEL	131
PICK-UP REEL (UP TO SERIAL NO. 2425)	127
POWER STEERING ARRANGEMENT	400
POWER STEERING ARRANGEMENT	404
POWER STEERING VALVE AND CYLINDER	411
POWER STEERING VALVE AND FLOW DIVIDER	408
RADIATOR AIR INTAKE	59
REAR BEATER ARRANGEMENT	187
REAR MOTOR HOUSING	48
REAR WHEELS & WEIGHTS	332
REEL DRIVE VARIABLE SPEED PULLEYS AND TABLE AUGER SLIP CLUTCH	143
REEL LIFT ARRANGEMENT	384
REEL LIFT ARRANGEMENT, MASTER CYLINDER FROM SERIALNO. 2226 - UP TO SERIAL NO. 5196	372
REEL LIFT ARRANGEMENT, MASTER CYLINDER UP TO SERIAL NO. 2225	368
REEL LIFT ARRANGEMENT, SLAVE CYLINDER FROM SERIAL NO. 2226 - UP TO SERIAL NO. 5196	380

REEL LIFT ARRANGEMENT, SLAVE CYLINDER UP TO SERIALNO. 2225	376
REEL LIFT FRAME AND PULLEYS	136
REEL LIFT RAMS AND DIVERTER VALVE	388
REEL SPEED ARRANGEMENT	395
RETURNS ELEVATOR, SLIP CLUTCH AND ALARM	303
SECONDARY SERVICE TO REEL SPEED	392
SENSING FINGERS - 10'	116
SEPARATOR CLUTCH	203
SEPARATOR CLUTCH CONTROL LINKAGE	200
SHAKER SHOE	248
SLINGER HOUSING	312
SMALL SEED KIT	268
STEERING COLUMN ASSEMBLY	320
STEERING LINKAGE	324
STRAW SPREADER	263
STRAW WALKER BODY AND HOOD	256
STRAW WALKERS AND PAN	252
TABLE	108
TABLE AUGER	148
TABLE ELEVATOR HOUSING	152
TABLE GUARDS	147
TABLE LIFT ARRANGEMENT FROM SERIAL NO. 2226	364
TABLE LIFT ARRANGEMENT UP TO SERIAL NO. 2225	363
TABLE LIFT HYDRAULIC FLOTATION KIT	115
TIMING GEAR - A6.354	19
TOOLS	435
TOP SHAFT AND CLUTCH CONTROLS	183
TRACTION CLUTCH	211
TRACTION CLUTCH CONTROLS	207
TRACTION DRIVE ARRANGEMENT	204
TRACTION GEAR BOX	212
TRACTION GEARCHANGE CONTROLS	216
TRACTION GEARCHANGE CONTROLS	220
TRACTION RAM ARRANGEMENT	396
TRACTION RAM ARRANGEMENT	399
TRANSFERS SPANISH	427
TRANSFERS-FRENCH - ENGLISH	420
TRANSFERS-FRENCH - FRENCH	423
TRANSFERS-FRENCH - GERMAN	424
TURNING BRAKE CONTROLS	231
TURNING BRAKES	236
UNLOADER DRIVE AND CONTROL ARRANGEMENT	292
UNLOADER DRIVE SPARES KIT	296
VALVE SEAL KITS	360
WATER PUMP - A6.354	24
WATER SEPARATOR - FUEL FILTER KIT	56

CPO.1849



AGCO Corporation
Parts List Report

Massey Ferguson (Europe)

MF 500 COMBINE

Page 256 - STRAW WALKER BODY AND HOOD

Item	Part Number	Qty	Part Description	Comments
1	230581M91	1	Hood	(A)
1	795434M92	1	Hood	(B)
2	233331M1	1	Cover	
3	359998X1	4	Bolt Unf	
4	353446X1	4	Lock Washer	
5	353916X1	4	Nut Unf	
6	795218M1	1	Plate	(C)
7	795366M1	1	Plate	(C)
8	359998X1	4	Bolt Unf	(C)
9	353446X1	4	Lock Washer	(C)
10	353916X1	4	Nut Unf	(C)
11	793581M1	1	Decal	Right Hand
12	795218M1	1	Plate	(C) Right Hand
13	353516X1	4	Screw Unf	(C)
14	353446X1	4	Lock Washer	(C)
15	353916X1	4	Nut Unf	(C)
21	359363X1	10	Plug	(C, F, H)
21	359363X1	8	Plug	(D, F, H)
22	795438M91	1	Partition	(C)
22	795442M91	1	Partition	(D)
23	353516X1	4	Screw Unf	
24	353446X1	4	Lock Washer	
25	353916X1	4	Nut Unf	
26	234541M1	1	Extension	(C)
27	353516X1	6	Screw Unf	(C)
28	353446X1	6	Lock Washer	(C)
29	353916X1	6	Nut Unf	(C)
30	359998X1	6	Bolt Unf	(E)
31	353446X1	6	Lock Washer	(E)
32	353916X1	6	Nut Unf	(E)
38	795220M1	1	Angle	(C) Left Hand
39	353516X1	4	Screw Unf	(C)
40	353446X1	4	Lock Washer	(C)
41	353916X1	4	Nut Unf	(C)
42	359998X1	8	Bolt Unf	
43	353446X1	8	Lock Washer	
44	353916X1	8	Nut Unf	

45	353515X1	3	Screw Unf	
46	353446X1	3	Lock Washer	
52	793580M1	1	Decal	Left Hand
53	793289M1	1	Panel	
54	793286M1	6	Stud	
55	793284M1	6	Washer	
56	353516X1	8	Screw Unf	(M)
57	353446X1	8	Lock Washer	(M)
58	353916X1	8	Nut Unf	(M)
59	353792X1	1	Bolt Unf	
60	353446X1	1	Lock Washer	
61	353916X1	1	Nut Unf	
67	785283M1	1	Plate	(L)
67	793291M91	1	Plate	(K)
68		1	Plate	(K)
				Not Serviced, Order 793291M91
69	793285M1	4	Clip	(K)
70	19842X	8	Rivet	(K)
71	785284M1	1	Plate	(L)
71	793290M91	1	Plate	(K)
72		1	Plate	(K)
				Not Serviced, Order 793290M91
73	793285M1	4	Clip	(K)
74	19842X	8	Rivet	(K)
75	353515X1	2	Screw Unf	
76	353446X1	2	Lock Washer	
77	353916X1	2	Nut Unf	
83	791178M92	1	Walker	
84	353517X1	2	Screw Unf	
85	353446X1	2	Lock Washer	
86	230834M91	1	Cowl	(C)
87	353515X1	2	Screw Unf	(C)
88	353446X1	2	Lock Washer	(C)
89	353561X1	4	Screw Unf	
90	353446X1	4	Lock Washer	
91	353516X1	18	Screw Unf	
92	353446X1	18	Lock Washer	
93	353916X1	18	Nut Unf	
94	353516X1	2	Screw Unf	
95	353446X1	2	Lock Washer	
96	359998X1	12	Bolt Unf	
97	353446X1	12	Lock Washer	
98	353916X1	12	Nut Unf	
104	353446X1	10	Lock Washer	
105	353916X1	10	Nut Unf	
106	353517X1	4	Screw Unf	

107	353446X1	4	Lock Washer	
108	353916X1	4	Nut Unf	
109	359998X1	8	Bolt Unf	
110	353446X1	8	Lock Washer	
111	353916X1	8	Nut Unf	
112	353793X1	4	Bolt Unf	
113	353446X1	4	Lock Washer	
114	353916X1	4	Nut Unf	
120	227730M1	2	Door	
121	353446X1	12	Lock Washer	
122	353916X1	12	Nut Unf	
123	359376X1	2	Plug	(F)
129	230812M1	4	Deflector	
132	360553X1	1	Pin	
133	353770X1	2	Washer	
134	353755X1	2	Washer	
135	852197M1	2	Spacer	
136	354046X1	2	Pin	
137	359998X1	4	Bolt Unf	
138	353802X1	4	Bolt Unf	
139	353446X1	4	Lock Washer	
140	353916X1	4	Nut Unf	
141	359998X1	13	Bolt Unf	
142	353446X1	13	Lock Washer	
143	353916X1	13	Nut Unf	
144	359357X1	2	Plug	(F)
145	353792X1	2	Bolt Unf	
146	353446X1	2	Lock Washer	
147	353916X1	2	Nut Unf	
153	230293M1	2	Strip	
154	359998X1	12	Bolt Unf	
155	353446X1	12	Lock Washer	
156	353916X1	12	Nut Unf	
157	832682M1	2	Grommet	
158	227723M91	1	Door	
159	360552X1	1	Stem	
160	832279M1	2	Stud	
161	832140M1	2	Pin	
167	230815M1	1	Curtain	
168	360553X1	1	Pin	
169	353755X1	2	Washer	
170	354046X1	2	Pin	
171	792307M1	9	Plug	
172	792284M1	7	Grommet	
173	359363X1	5	Plug	(F, G)
174	227929M1	1	Cover	(J)

(A)

Up to Serial or Engine Number 4479

(B)

From Serial or Engine Number 4480

(C)

USED WHEN CASCADE IS NOT FITTED

(D)

USED WHEN CASCADE IS FITTED

(E)

QUANTITY 4 ONLY REQUIRED WHEN CASCADE NOT
FITTED

(F)

REQUIRED WHEN LIGHTING EQUIPMENT IS NOT
FITTED

(G)

FOR USE WITH 230581M91 ONLY

(H)

FOR USE WITH 795434M92 ONLY

(J)

(K)

Up to Serial or Engine Number 5622

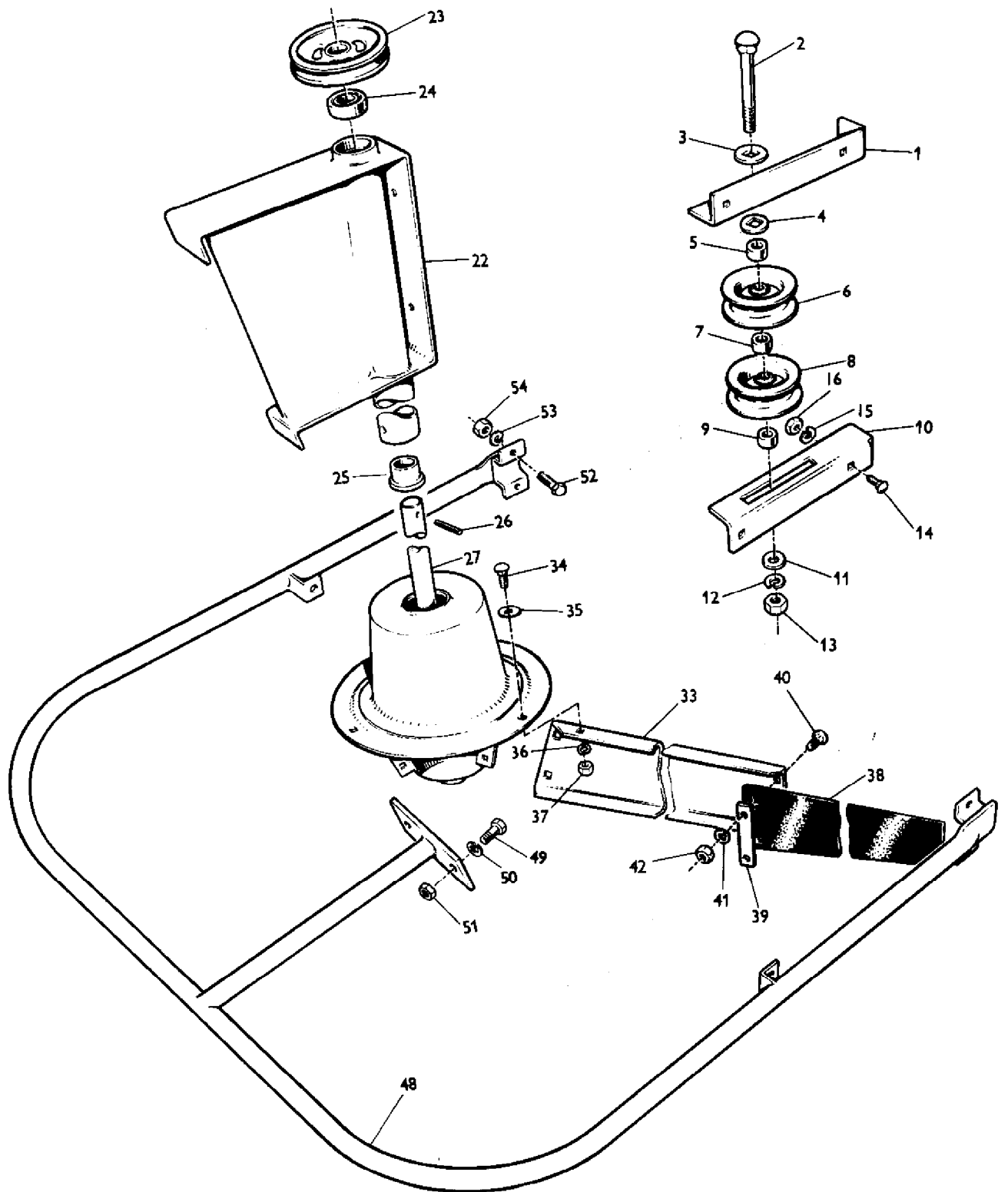
(L)

From Serial or Engine Number 5622

(M)

QUANTITY 2 ONLY REQUIRED UP TO SERIAL NO.
5622

CPO.1850



AGCO Corporation
Parts List Report

Massey Ferguson (Europe)
MF 500 COMBINE
Page 263 - STRAW SPREADER

Item	Part Number	Qty	Part Description	Comments
1	227931M1	1	Bracket	
2	354810X1	1	Bolt Unf	
3	19562X	1	Washer	
4	49355X	1	Washer	
5	67385M1	1	Spacer	
6	195114M1	1	Pulley	
7	67385M1	1	Spacer	
8	195114M1	1	Pulley	
9	67385M1	1	Spacer	
10	227932M1	1	Bracket	
11	353757X1	1	Washer	
12	353432X1	1	Lock Washer	
13	353426X1	1	Nut Unf	
14	359998X1	6	Bolt Unf	
15	353446X1	6	Lock Washer	
16	353916X1	6	Nut Unf	
22	793494M91	1	Housing	(A)
22	227928M92	1	Housing	(B)
23	222357M1	1	Pulley	
24	195464M1	1	Bearing	
25	219314M1	1	Bush	
26	49373X	1	Pin	
27	791617M91	1	Hub	
33	227940M1	3	Blade Fan	
34	353791X1	9	Bolt Unf	
35	355802X1	9	Washer	
36	353446X1	9	Lock Washer	
37	353916X1	9	Nut Unf	
38	227941M1	3	Paddle	
39	222363M1	3	Pad	
40	353791X1	6	Bolt Unf	
41	353446X1	6	Lock Washer	
42	353916X1	6	Nut Unf	
48	227942M91	1	Guard	
49	353517X1	2	Screw Unf	
50	353446X1	2	Lock Washer	
51	353916X1	2	Nut Unf	
52	353516X1	6	Screw Unf	
53	353446X1	6	Lock Washer	

54	353916X1	6	Nut Unf
----	----------	---	---------

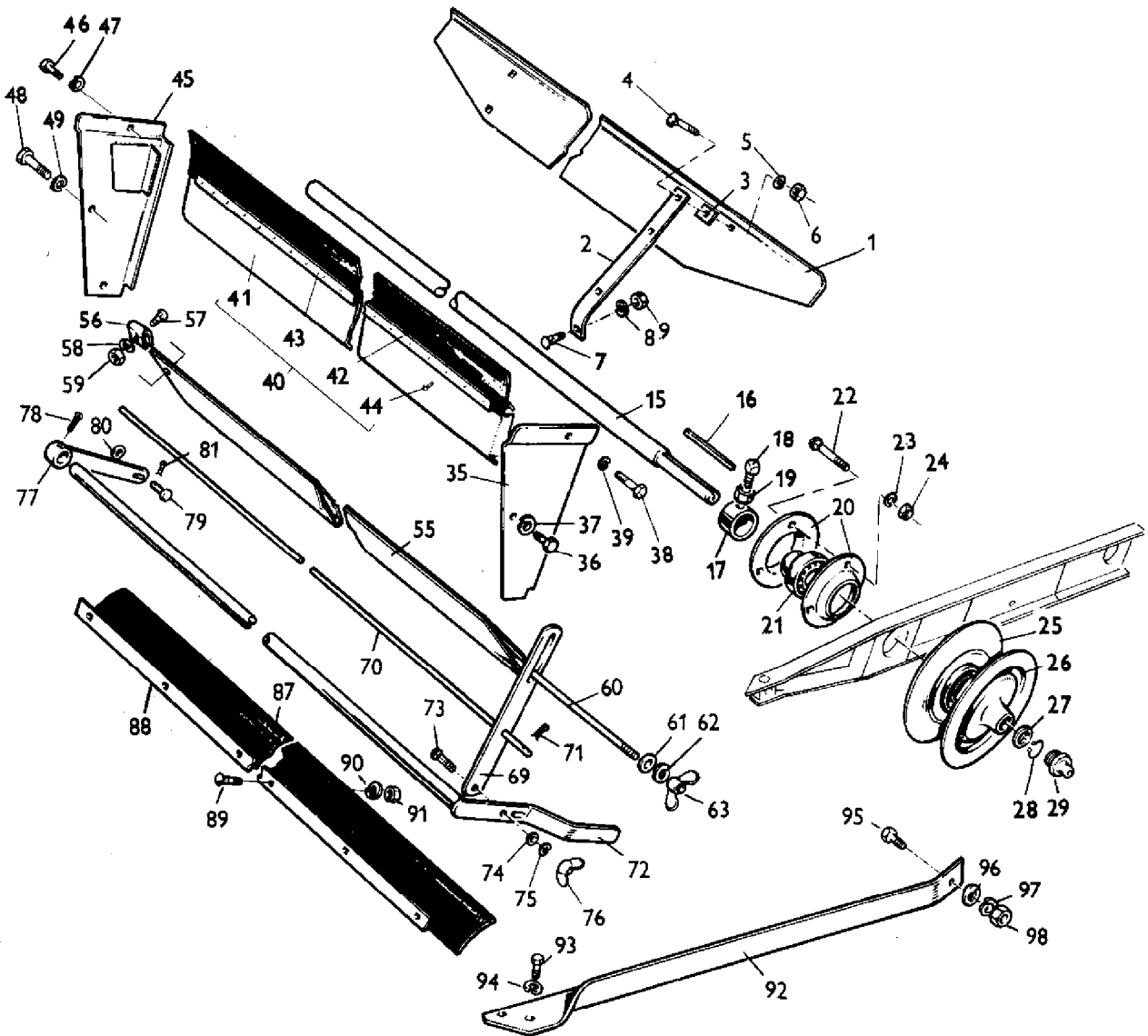
(A)

Up to Serial or Engine Number 1396

(B)

From Serial or Engine Number 1397

CPO.1851



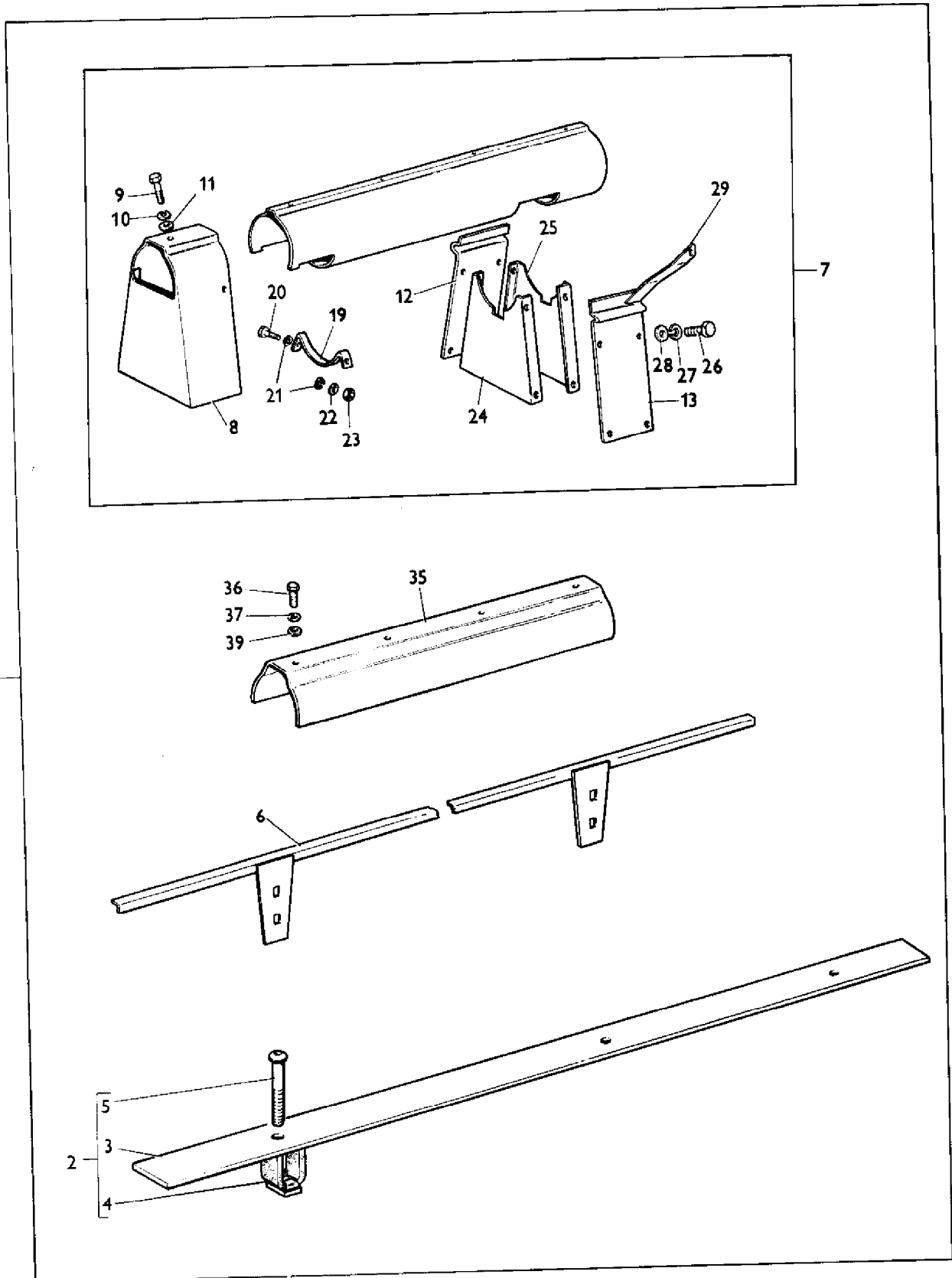
AGCO Corporation
Parts List Report

Massey Ferguson (Europe)
MF 500 COMBINE
Page 264 - FANNING MILL

Item	Part Number	Qty	Part Description	Comments
1	228500M1	4	Blade Cutter	
2	GK1902	8	Arm	
3	GL5001	16	Washer	
4	353793X1	16	Bolt Unf	
5	353446X1	16	Lock Washer	
6	353916X1	16	Nut Unf	
7	353811X1	8	Bolt Unf	
8	353434X1	8	Lock Washer	
9	353413X1	8	Bolt	
15	228509M2	1	Shaft	
16	360318X1	1	Key	
17	795996M1	2	Collar	
18	353750X1	2	Screw Unc	
19	375109X1	2	Nut Unc	
20	541388M2	4	Flange	
21	831514M1	2	Bearing Assy	
22	353806X1	6	Bolt Unf	
23	353434X1	6	Lock Washer	
24	353431X1	6	Nut Unf	
25	228513M1	1	Pulley	
26	228514M1	1	Pulley	
27	832406M1	1	Washer	
28	355803X1	1	Ring	
29	MP1056	1	Grease Nipple	
35	227823M91	1	Door	Right Hand
36	353514X1	2	Screw Unf	
37	353446X1	2	Lock Washer	
38	353515X1	1	Screw Unf	
39	353446X1	1	Lock Washer	
40	227828M91	1	Member	
41		1	Crossmember	ORDER ASSEMBLY
42	227829M1	1	Strip	
43	227831M1	1	Strap	
44	377053X1	11	Rivet	
45	227822M91	1	Door	Left Hand
46	353515X1	1	Screw Unf	
47	353446X1	1	Lock Washer	
48	353514X1	2	Screw Unf	
49	353446X1	2	Lock Washer	

55	228508M1	2	Deflector
56	228502M1	4	Bracket
57	353791X1	4	Bolt Unf
58	353446X1	4	Lock Washer
59	353916X1	4	Nut Unf
60	228503M1	1	Rod
61	353754X1	4	Washer
62	353441X1	2	Lock Washer
63	234233M1	2	Nut
69	228507M1	2	Support
70	360595X1	1	Pin
71	354046X1	2	Pin
72	792003M91	1	Lever
73	360502X1	1	Bolt
74	353755X1	1	Washer
75	353446X1	1	Lock Washer
76	229419M1	1	Wing Nut
77	792005M91	1	Arm
78	354091X1	1	Pin
79	195240M1	2	Pin
80	353755X1	2	Washer
81	354057X1	2	Pin
87	227820M1	2	Band
88	227821M1	2	Strap
89	353792X1	12	Bolt Unf
90	353446X1	12	Lock Washer
91	353916X1	12	Nut Unf
92	230273M91	1	Brace
93	353559X1	2	Screw Unf
94	353432X1	2	Lock Washer
95	353564X1	1	Bolt Unf
96	794305M1	X	Washer
97	353432X1	1	Lock Washer
98	353426X1	1	Nut Unf

CPO.1852



AGCO Corporation
Parts List Report

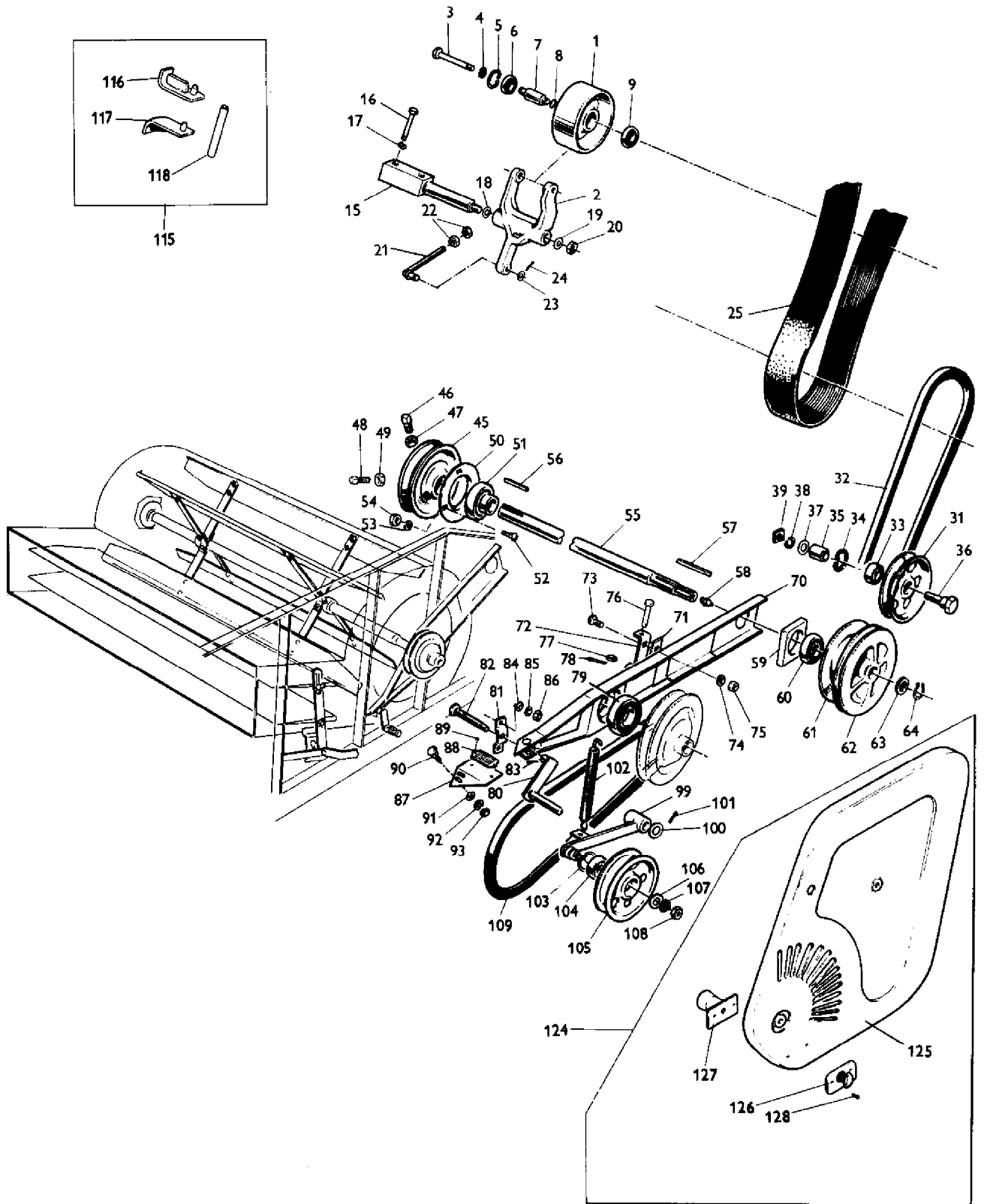
Massey Ferguson (Europe)
MF 500 COMBINE
Page 268 - SMALL SEED KIT

Item	Part Number	Qty	Part Description	Comments
1	793661M91	1	Parts Pack	(A)
1	794380M92	1	Parts Pack	(B)
2	793522M91	3	Filler	
3		3	Filler	Not Serviced, Order 793522M91
4		9	Clip	Not Serviced, Order 793522M91
5	376430X1	9	Bolt Unf	
6	793389M91	4	Blade Cutter	
7	793396M91	1	Baffle	(A)
7	794295M91	1	Baffle	(B)
8	793397M91	1	Baffle	(A)
8	794296M91	1	Baffle	(B)
9	353516X1	1	Screw Unf	(B)
10	353446X1	1	Lock Washer	(B)
11	353755X1	1	Washer	(B)
12	793519M91	2	Baffle	(A)
12	793519M91	1	Baffle	(B)
13	7942098M91	1	Baffle	(B)
19	793401M1	1	Bracket	
20	353515X1	2	Screw Unf	(A)
20	353516X1	2	Screw Unf	(B)
21	353446X1	2	Lock Washer	(B)
22	353755X1	4	Washer	(C)
23	353916X1	2	Nut Unf	
24	793402M1	1	End	
25	793403M1	1	End	
26	353516X1	8	Screw Unf	
27	353446X1	8	Lock Washer	
28	353755X1	8	Washer	(D)
29	793518M1	1	Strap	(A)
35	793769M1	1	Cover	(B)
36	353516X1	2	Screw Unf	(B)
37	353446X1	2	Lock Washer	(B)
38	353755X1	2	Washer	(B)
				(A)
				Up to Serial or Engine Number 2425
				(B)
				From Serial or Engine Number 2426
				(C)
				2 ONLY REQUIRED UP TO SERIAL NO. 2425

(D)

7 ONLY REQUIRED UP TO SERIAL NO. 2425

CPO.1853



AGCO Corporation
Parts List Report

Massey Ferguson (Europe)

MF 500 COMBINE

Page 271 - COUNTERSHAFT, R.H. DRIVES ARRANGEMENT

Item	Part Number	Qty	Part Description	Comments
1	792202M91	1	Pulley	
2	227963M2	1	Fork	
3	354642X1	1	Bolt Unc	
4	353432X1	1	Lock Washer	
5	353231X1	2	Circlip	
6	29963X	1	Bearing	
7	230902M1	1	Shaft	
8	353229X1	1	Ring	
9	29963X	1	Bearing	
15	230901M1	1	Shaft	
16	353571X1	2	Bolt Unf	
17	353432X1	2	Lock Washer	
18	363364X1	X	Washer	
19	353760X1	1	Flat Washers	
20	353429X1	2	Nut Unf	
21	230904M91	1	Rod	
22	831850M1	2	Nut	
23	353758X1	1	Washer	
24	354059X1	1	Pin	
25	793863M1	1	Belt	
31	213736M1	1	Pulley	
32	227457M1	1	Belt	
33	22258X	1	Bearing Assy	
34	208230M1	1	Ring	
35	60039M1	1	Spacer	
36	227964M1	1	Bolt	
37	353760X1	2	Flat Washers	
38	353433X1	1	Lock Washer	
39	227974M1	1	Nut	
45	230282M91	1	Pulley	
46	353747X1	1	Screw Unc	
47	375110X1	1	Nut Unc	
48	353209X1	1	Bolt	
49	375110X1	1	Nut Unc	
50	22520X	2	Flange	
51	831778M1	2	Bearing	
52	359985X1	8	Bolt Unf	
53	353439X1	8	Lock Washer	
54	353437X1	8	Nut Unf	

55	796007M1	1	Shaft	
56	MP1381	1	Key Door	
57	360318X1	1	Key	
58	MP1056	1	Grease Nipple	
59	227965M1	1	Block	
60	831134M1	1	Bearing	
61	226671M1	1	Pulley	
62	226670M1	1	Pulley	
63	832406M1	1	Washer	
64	355803X1	1	Ring	
70	227966M92	1	Channel	
71	792456M1	X	Shim	
72	227970M1	1	Bracket	
73	353792X1	2	Bolt Unf	
74	353446X1	2	Lock Washer	
75	353916X1	2	Nut Unf	
76	195405M1	1	Pin	
77	353758X1	1	Washer	
78	354066X1	1	Pin	
79	831134M1	1	Bearing	
80	227973M91	1	Crank	
81	227977M1	1	Bracket	
82	227972M1	1	Bolt	
83	195479M1	1	Roll Pin	
84	353755X1	2	Washer	
85	353446X1	2	Lock Washer	
86	353916X1	2	Nut Unf	
87	228742M1	1	Bearer	
88	794461M1	1	Plate	
89	360358X1	2	Screw	
90	354241X1	2	Bolt Unf	
91	353754X1	2	Washer	
92	353441X1	2	Lock Washer	
93	353918X1	2	Nut Unf	
99	227979M92	1	Arm	
100	353762X1	1	Washer	
101	354068X1	1	Pin	
102	227971M1	1	Spring	
103	208230M1	1	Ring	
104	22258X	1	Bearing Assy	
105	213736M1	1	Pulley	
106	353760X1	1	Flat Washers	
107	353433X1	1	Lock Washer	
108	353429X1	1	Nut Unf	
109	227976M1	1	Belt	
115	794196M91	1	Kit, Guard	(A)

116		1	Bracket	Not Serviced, Order 794196M91
117		1	Bracket	Not Serviced, Order 794196M91
118		2	Tube	Not Serviced, Order 794196M91
124	794139M92	1	Guard	(B)
125		1	Guard	Not Serviced, Order 794139M92
126	792704M91	2	Fastener	
127	792703M91	2	Plate	
128	14636X	4	Rivet	

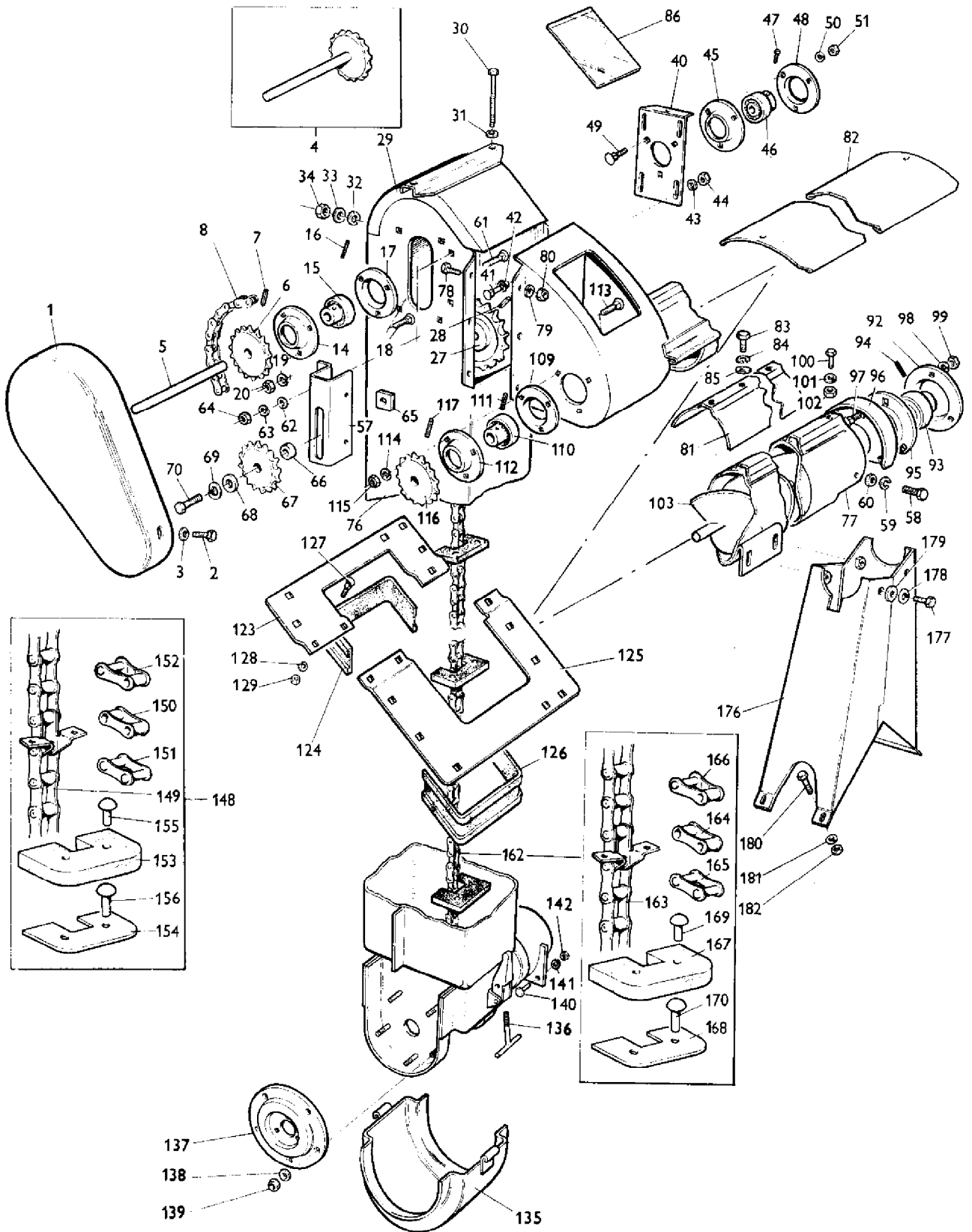
(A)

Up to Serial or Engine Number 2425

(B)

From Serial or Engine Number 2426

CPO.1854/1



AGCO Corporation
Parts List Report

Massey Ferguson (Europe)
MF 500 COMBINE
Page 275 - GRAIN ELEVATOR

Item	Part Number	Qty	Part Description	Comments
1	227846M1	1	Shield	(C)
1	234938M1	1	Cowl	(D, E)
1	794372M1	1	Shield	(F)
2	353515X1	3	Screw Unf	
3	353446X1	3	Lock Washer	
4	794713M91	1	Shaft	(J, K)
5	227847M1	1	Shaft	(A) Not Serviced, Order 794713M91
5	793630M1	1	Shaft	(B, E) Not Serviced, Order 794713M91
5	794446M1	1	Shaft	(F, G, L)
5	794956M1	1	Shaft	(H)
6	222086M91	1	Pinion	(C)
6	234942M91	1	Sprocket	(D, G)
6	794957M91	1	Pinion	(H)
7	49372X	1	Pin	
8	227849M91	1	Chain	(C, R)
8	234941M91	1	Chain	(D, R)
14	22632X	1	Flange	
15	353114X1	1	Bearing	(G)
15	353152X1	1	Bearing	(H)
16	375674X1	1	Screw	
17	22632X	1	Flange	
18	353727X1	3	Screw Unc	
19	353446X1	3	Lock Washer	
20	353916X1	3	Nut Unf	
27	640843M1	2	Sprocket	(A) Not Serviced, Order 794713M91
27	793631M1	1	Sprocket	(B, E) Not Serviced, Order 794713M910
27	794445M1	1	Sprocket	(F, L)
28	10443X	1	Pin	(A)
28	10203X	1	Pin	(B, E)
28	10210X	1	Pin	(F, L)
29	793768M91	1	Cap	(D)
30	831641M1	2	Bolt	
31	353757X1	2	Washer	
32	353446X1	2	Lock Washer	
33	353755X1	2	Washer	

34	353916X1	2	Nut Unf	
40	228985M91	2	Plate	
41	354484X1	8	Bolt Unf	
42	353755X1	8	Washer	
43	353446X1	8	Lock Washer	
44	353916X1	8	Nut Unf	
45	22632X	1	Flange	
46	353114X1	1	Bearing	(G)
46	353152X1	1	Bearing	(H)
47	375674X1	1	Screw	
48	22632X	1	Flange	
49	355727X1	3	Bolt Unf	
50	353446X1	3	Lock Washer	
51	353916X1	3	Nut Unf	
57	227848M1	1	Bracket	(C)
57	234939M1	1	Bearer	(D)
58	353515X1	2	Screw Unf	
59	353446X1	2	Lock Washer	
60	353916X1	2	Nut Unf	
61	354484X1	2	Bolt Unf	
62	355802X1	2	Washer	
63	353446X1	2	Lock Washer	
64	353916X1	2	Nut Unf	
65	226797M1	1	Nut	
66	228814M1	1	Spacer	
67	232137M91	1	Sprocket	
68	228729M1	1	Spacer	
69	353432X1	1	Lock Washer	
70	353565X1	1	Bolt Unf	
76	794580M91	1	Elevator	(C, M)
76	793770M91	1	Riser	(D)
77	227861M91	1	Tube	(C)
77	793763M91	1	Tube	(D)
78	353515X1	6	Screw Unf	
79	353446X1	6	Lock Washer	
80	353916X1	6	Nut Unf	
81	793769M1	1	Cover	(D)
82	794928M1	1	Shield	
83	353516X1	4	Screw Unf	(D)
84	353446X1	4	Lock Washer	(D)
85	353755X1	4	Washer	(D)
86	230995M1	1	Gate	(C)
86	234940M1	1	Door	(D)
92	831164M1	1	Flange	
93	353114X1	1	Bearing	
94	375674X1	1	Screw	

95	831164M1	1	Flange	
96	227833M1	1	Cap	
97	353791X1	3	Bolt Unf	
98	353446X1	3	Lock Washer	
99	353916X1	3	Nut Unf	
100	353515X1	1	Screw Unf	
101	353446X1	1	Lock Washer	
102	353916X1	1	Nut Unf	
103	227843M91	1	Auger	(C)
103	793890M91	1	Shaft	(D)
109	22632X	1	Flange	
110	353114X1	1	Bearing	
111	375674X1	1	Screw	
112	22632X	1	Flange	
113	353791X1	3	Bolt Unf	
114	353446X1	3	Lock Washer	
115	353916X1	3	Nut Unf	
116	222086M91	1	Pinion	
117	49372X	1	Pin	
123	227871M1	1	Cover	
124	230753M1	1	Facing	
125	227851M91	1	Cover	
126	230752M1	1	Facing	
127	353791X1	10	Bolt Unf	
128	353446X1	10	Lock Washer	
129	353916X1	10	Nut Unf	
135	227888M92	1	Bottom	(E)
135	794486M91	1	Bottom	(F, N)
136	230882M91	2	Latch	
137	2278720M1	1	Mounting	
138	353446X1	5	Lock Washer	
139	353916X1	5	Nut Unf	
140	353517X1	2	Screw Unf	
141	353755X1	2	Washer	
142	353446X1	2	Lock Washer	
148	794393M91	1	Carrier	(C)
149	227852M91	1	Chain	Not Serviced, Order 794393M91
150	329176M91	56	Link	
151	329797M91	1	Connecting Link	(P, Q)
152	329179M91	2	Link	
153	785202M1	28	Pad	(P, Q)
154	794392M2	5	Scraper	(Q)
155	832662M1	46	Rivet	(P)
156	363431X1	10	Rivet	(Q)
162	793841M93	1	Chain	(D)
163	793842M92	1	Chain	Not Serviced, Order 793841M93

164	329176M91	57	Link	
165	329797M91	1	Connecting Link	(P, Q)
166	329179M91	2	Link	
167	785202M1	29	Pad	(P, Q)
168	794392M2	1	Scraper	(Q)
169	832662M1	56	Rivet	(P)
170	363431X1	2	Rivet	(Q)
176	227859M91	1	Bracket Assy.	
177	353516X1	4	Screw Unf	
178	353446X1	4	Lock Washer	
179	353755X1	4	Washer	
180	353516X1	4	Screw Unf	
181	353446X1	4	Lock Washer	
182	353755X1	4	Washer	

(A)

Up to Serial or Engine Number 1779

(B)

From Serial or Engine Number 1780

(C)

Up to Serial or Engine Number 2225

(D)

From Serial or Engine Number 2226

(E)

Up to Serial or Engine Number 2425

(F)

From Serial or Engine Number 2426

(G)

Up to Serial or Engine Number 3913

(H)

From Serial or Engine Number 3914

(J)

REPLACES SHAFT 227847M1 OR 793630M1

(K)

INCLUDES SHAFT 794446M1 SPROCKET 794445M1
AND PIN 10210X

(L)

INCLUDES IN SHAFT ASSEMBLY 794713M91

(M)

INCLUDES BOTTOM ASSEMBLY 794486M91

(N)

INCLUDED IN ELEVATOR ASSEMBLY 794580M91

(P)

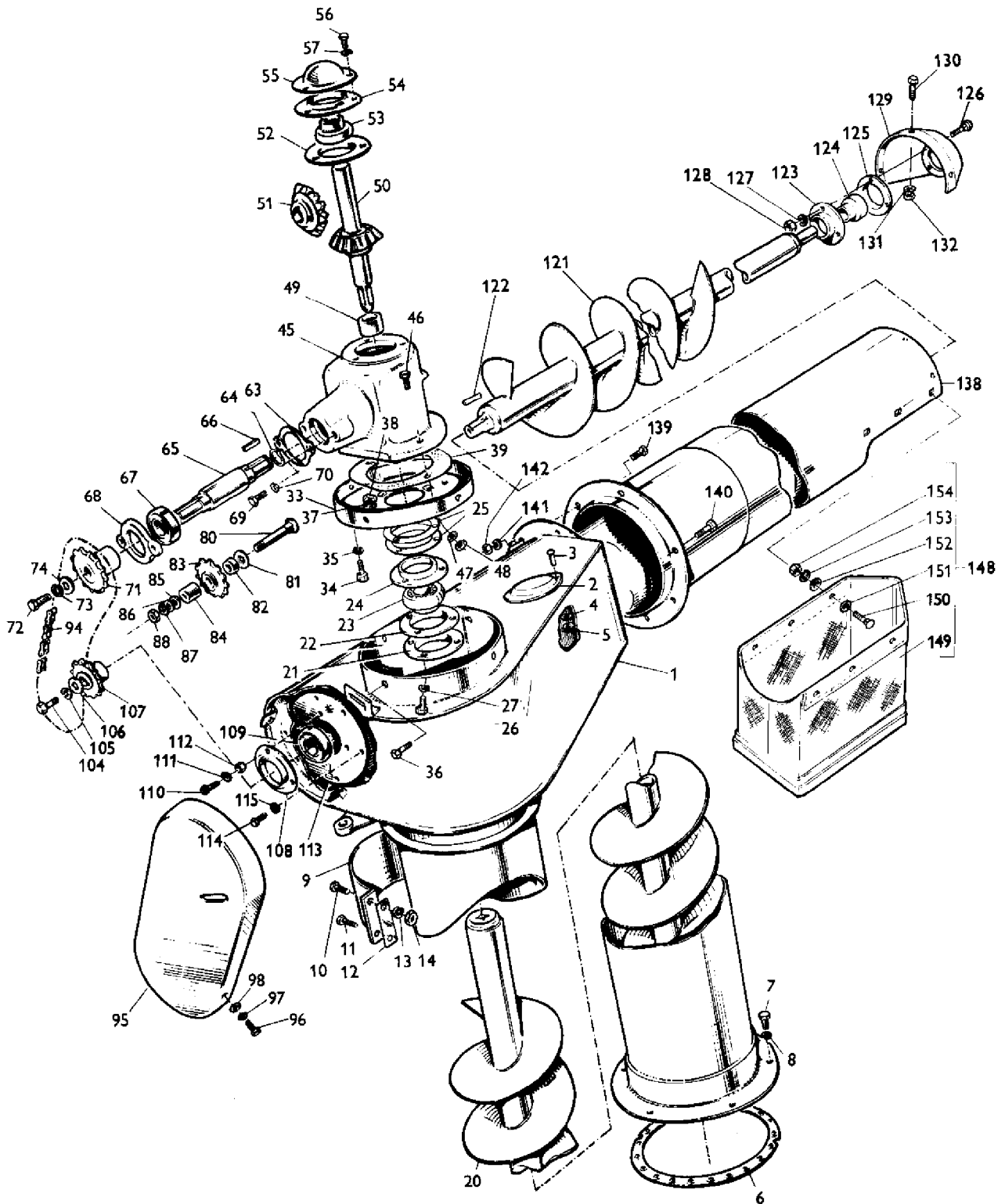
INCLUDED IN PAD AND LINK ASSEMBLY 794683M91
(SPARE S ONLY)

(Q)

INCLUDED IN PAD, SCRAPER AND LINK ASSEMBLY
794684M 91 (SPARES ONLY)
(R)
FOR DETAILS REFER PAGE 431

GRAIN TANK UNLOADER PIPE

CPO.1855/1



AGCO Corporation
Parts List Report

Massey Ferguson (Europe)
MF 500 COMBINE
Page 280 - GRAIN TANK UNLOADER PIPE

Item	Part Number	Qty	Part Description	Comments
1	228751M92	1	Tube	(A)
1	794452M91	1	Tube	(C)
1	793856M92	1	Tube	(D)
2	636511M1	1	Cover	
3	376820X1	1	Rivet	
4	344102X1	1	Washer	
5	340370X1	1	Washer	
6	228769M91	1	Ring	(A, E)
7	353517X1	6	Screw Unf	(A)
7	353516X1	6	Screw Unf	(B)
8	353446X1	6	Lock Washer	
9	228783M1	1	Clamp	(A)
9	793881M1	1	Clamp	(B)
10	353559X1	4	Screw Unf	(A)
10	353559X1	2	Screw Unf	(B)
11	353561X1	2	Screw Unf	(B)
12	360582X1	X	Shim	
13	353432X1	4	Lock Washer	
14	353426X1	4	Nut Unf	
20	228764M92	1	Auger	
21	230934M1	1	Shield	
22	831834M1	1	Flange	
23	831929M1	1	Bearing Assy	
24	831834M1	1	Flange	
25	224256M1	X	Shim	.015"
25	224257M1	X	Shim	.005"
26	353517X1	3	Screw Unf	
27	353446X1	3	Lock Washer	
33	228787M91	1	Cap	
34	353677X1	1	Screw Unc	
35	353446X1	1	Lock Washer	
36	353516X1	5	Screw Unf	
37	353446X1	5	Lock Washer	
38	353916X1	5	Nut Unf	
39	230933M1	1	Gasket	
45	228774M1	1	Housing	
46	353518X1	3	Screw Unf	
47	353446X1	3	Lock Washer	
48	353916X1	3	Nut Unf	

49	228800M1	1	Spacer	
50	794472M91	1	Shaft	
51	228796M1	1	Gear	
52	831834M1	1	Flange	
53	831929M1	1	Bearing Assy	
54	831834M1	1	Flange	
55	226684M1	1	Cover	
56	353676X1	3	Screw Unc	
57	353446X1	3	Lock Washer	
63	224023M1	X	Shim	.003"
63	224024M1	X	Shim	.015"
64	352438X1	1	Circlip	
65	228795M1	1	Shaft	
66	SU1200	2	Key Door	
67	204220M1	2	Bearing	
68	794939M1	1	Cap	
69	353699X1	2	Screw Unc	
70	353432X1	2	Lock Washer	
71	228790M91	1	Sprocket	
72	353560X1	1	Screw Unf	
73	353432X1	1	Lock Washer	
74	196107M1	1	Washer	
80	353838X1	1	Bolt Unf	(A)
80	353840X1	1	Bolt Unf	(B)
81	GN3011	1	Washer	
82	228729M1	1	Spacer	
83	232137M91	1	Sprocket	
84	228789M1	1	Spacer	
85	353757X1	1	Washer	(B)
86	355620X1	1	Washer	
87	359404X1	1	Lock Washer	(A)
87	353432X1	1	Lock Washer	(B)
88	353426X1	1	Nut Unf	
94	228794M91	1	Chain	(F)
95	228772M91	1	Shield	
96	353516X1	2	Screw Unf	
97	353446X1	2	Lock Washer	
98	353755X1	2	Washer	
104	353560X1	1	Screw Unf	
105	353432X1	1	Lock Washer	
106	197107M1	1	Washer	
107	228792M91	1	Sprocket	
108	831834M1	1	Flange	
109	831087M1	1	Bearing	
110	353516X1	3	Screw Unf	
111	353446X1	3	Lock Washer	

112	353916X1	3	Nut Unf
113	228784M91	1	Plate
114	353516X1	6	Screw Unf
115	353446X1	6	Lock Washer
121	794468M91	1	Auger
122	SU1200	1	Key Door
123	831838M1	1	Flange
124	353249X1	1	Bearing
125	831838M1	1	Flange
126	353792X1	3	Bolt Unf
127	353446X1	3	Lock Washer
128	353916X1	3	Nut Unf
129	240414M1	1	Cap
130	353501X1	4	Screw Unf
131	353441X1	4	Lock Washer
132	353918X1	4	Nut Unf
138	228780M91	1	Tube
139	353517X1	3	Screw Unf
140	353516X1	5	Screw Unf
141	353446X1	8	Lock Washer
142	353916X1	8	Nut Unf
148	793328M91	1	Cowl
149	793322M91	1	Cowl
150	353784X1	6	Bolt Unf
151	376394X1	6	Washer
152	353754X1	6	Washer
153	353441X1	6	Lock Washer
154	353918X1	6	Nut Unf

(A)

Up to Serial or Engine Number 2225

(B)

From Serial or Engine Number 2226

(C)

From Serial or Engine Number 2226

Up to Serial or Engine Number 2630

EXCEPT 2619, 2627 AND 2628

(D)

FROM SERIAL NO. 2630, PLUS 2619, 2627 AND 2628

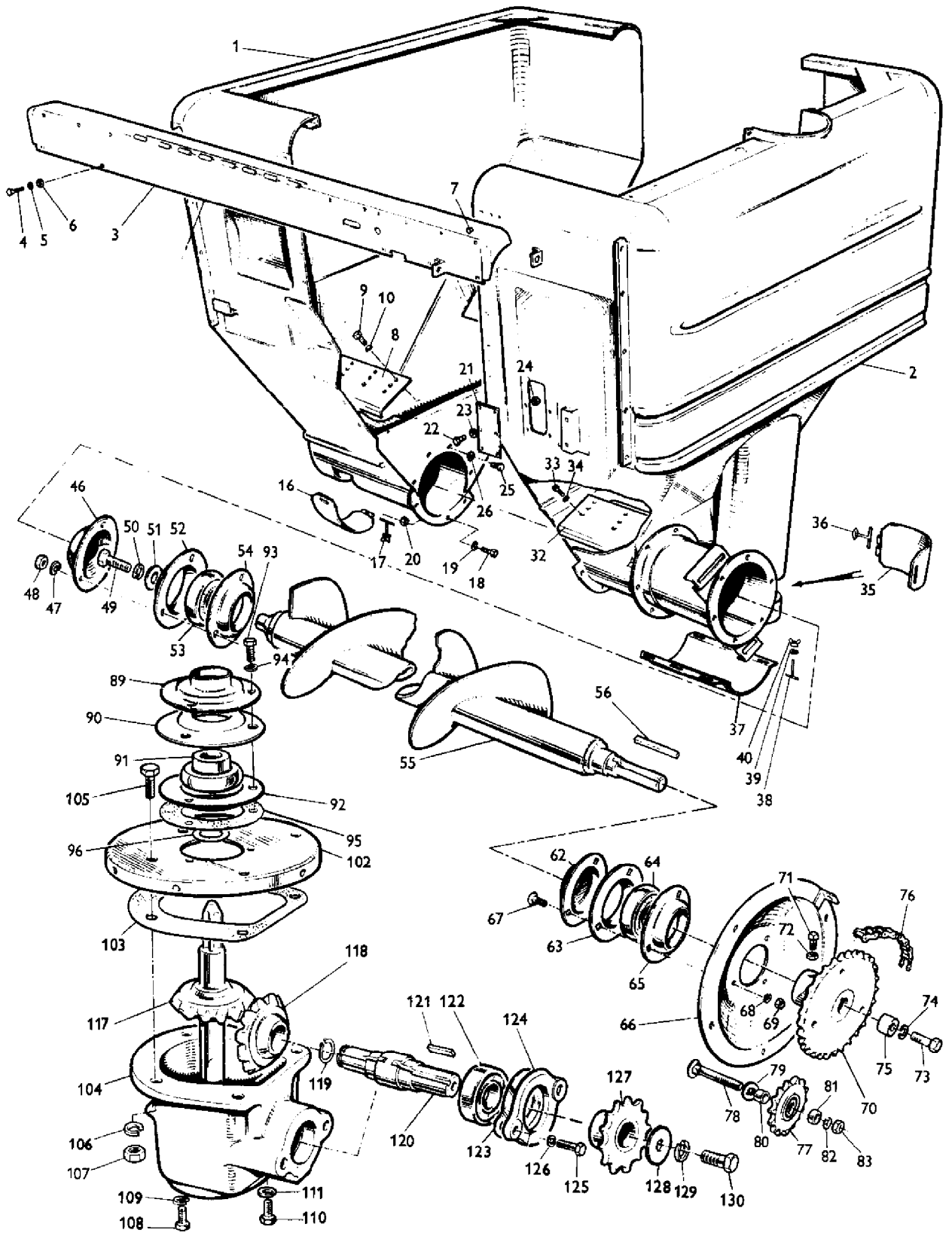
(E)

USED ONLY WITH 228751M92 OR 794452M91

(F)

FOR DETAILS REFER PAGE 431

CFO.1856/1



AGCO Corporation
Parts List Report

Massey Ferguson (Europe)
MF 500 COMBINE
Page 287 - GRAIN TANK

Item	Part Number	Qty	Part Description	Comments
1	228885M91	1	Tank	Right Hand
2	791174M92	1	Reservoir	(C) Left Hand
2	794450M91	1	Grain Tank	(D) Left Hand
2	793551M91	1	Grain Tank	(E) Left Hand
3	230440M91	1	Boom	(E)
4	359998X1	10	Bolt Unf	
5	353446X1	10	Lock Washer	
6	353916X1	10	Nut Unf	
7	233231M1	2	Plug	(M)
8	794495M1	2	Cover	
9	353502X1	8	Screw Unf	
10	353441X1	8	Lock Washer	
16	230876M91	1	Door	
17	230882M91	1	Latch	
18	353516X1	20	Screw Unf	
19	353446X1	20	Lock Washer	
20	353916X1	20	Nut Unf	
21	791163M1	2	Plate	
22	353501X1	12	Screw Unf	
23	353441X1	12	Lock Washer	
24	353918X1	12	Nut Unf	
25	353516X1	6	Screw Unf	
26	353446X1	6	Lock Washer	
32	794496M1	2	Cover	
33	353502X1	6	Screw Unf	
34	353441X1	6	Lock Washer	
35	228952M91	1	Door	
36	230882M91	1	Latch	
37	795014M91	1	Door	(J)
38	795018M91	6	Bolt	(J)
39	353755X1	6	Washer	(J)
40	353583X1	6	Bolt Unf	(J)
46	226684M1	1	Cover	
47	353446X1	3	Lock Washer	
48	353916X1	3	Nut Unf	
49	353559X1	1	Screw Unf	

50	353432X1	1	Lock Washer	
51	667957M1	1	Washer	
52	831834M1	1	Flange	
53	831087M1	1	Bearing	
54	831834M1	1	Flange	
55	228873M91	1	Auger	(F) Not Serviced, Order 794742M91
55	794742M91	1	Auger	(F, K)
55	794489M91	1	Auger	(G) Not Serviced, Order 794489M92
55	794489M92	1	Auger	(G, L)
56	353262X1	1	Key	(F) Not Serviced, Order 228873M91
56	49483X	1	Key	(G) Not Serviced, Order 794489M91
56	GL1122	1	Key Door	(G, L) Not Serviced, Order 794489M92
62	228879M1	1	Shield	
63	22691X	1	Flange	
64	831087M1	1	Bearing	
65	22691X	1	Flange	
66	228870M91	1	Flange	
67	353807X1	3	Screw Unf	
68	353434X1	3	Lock Washer	
69	353431X1	3	Nut Unf	
70	228902M91	1	Sprocket	(A)
70	234504M91	1	Sprocket	(B, F)
70	794506M92	1	Sprocket	(G, H, L)
70	794952M91	1	Sprocket	(J)
71	354373X1	2	Screw Unc	(Q)
72	375108X1	2	Nut Unc	(Q)
73	794485M1	1	Bolt	(G, L)
74	359404X1	1	Lock Washer	(G, L)
75	794507M1	1	Spacer	(G, L)
76	228880M91	1	Chain	(A, R)
76	235802M91	1	Chain	(B, H, R)
76	833374M91	1	Chain	(J, R)
77	232137M91	1	Sprocket	(H)
77	228806M91	1	Sprocket	(J)
78	353834X1	1	Bolt Unf	
79	GN3011	1	Washer	
80	230719M1	1	Spacer	(H)
80	794960M1	1	Spacer	(J)
81	228814M1	1	Spacer	
82	353432X1	1	Lock Washer	
83	353426X1	1	Nut Unf	

89	230750M1	1	Shield	
90	831834M1	2	Flange	
91	831929M1	2	Bearing Assy	
92	831834M1	2	Flange	
93	353517X1	3	Screw Unf	
94	353446X1	3	Lock Washer	
95	228852M1	1	Gasket	
96	361015X1	X	Washer	
102	228858M92	1	Bottom	
103	230751M1	1	Gasket	
104	228860M2	1	Housing	
105	353827X1	4	Bolt Unf	
106	353432X1	4	Lock Washer	
107	353426X1	4	Nut Unf	
108	353677X1	3	Screw Unc	
109	353466X1	3	Pin	
110	353680X1	1	Screw Unc	
111	353446X1	1	Lock Washer	
117	794470M91	1	Shaft	
118	228857M1	1	Gear	
119	208505M1	1	Circlip	
120	228864M1	1	Shaft	
121	359039X1	2	Key	
122	204220M1	2	Bearing	
123	224024M1	X	Shim	
124	224001M1	1	Cap	(H)
124	794939M1	1	Cap	(J)
125	353699X1	2	Screw Unc	(N)
125	353698X1	2	Screw Unc	(P)
126	353432X1	2	Lock Washer	
127	228865M91	1	Sprocket	(A)
127	234501M91	1	Sprocket	(B, H)
127	794951M91	1	Sprocket	(J)
128	667957M1	1	Washer	
129	353432X1	1	Lock Washer	
130	353559X1	1	Screw Unf	

(A)
Up to Serial or Engine Number 1396
(B)
From Serial or Engine Number 1397
(C)
Up to Serial or Engine Number 2225
(D)
From Serial or Engine Number 2226
Up to Serial or Engine Number 2630
EXCEPT 2619, 2627 AND 2628

(E)
FROM SERIAL 2631, PLUS 2619, 2627 AND 2628

(F)
Up to Serial or Engine Number 2425

(G)
From Serial or Engine Number 2426

(H)
Up to Serial or Engine Number 3913

(J)
From Serial or Engine Number 3914

(K)
INCLUDES ITEMS MARKED (L)

(L)
INCLUDED IN AUGER ASSEMBLY 794472M91

(M)
REQUIRED WHEN HYDRAULIC UNLOADER VALVE
NOT FITTED

(N)
FOR USE WITH 224001M1 ONLY

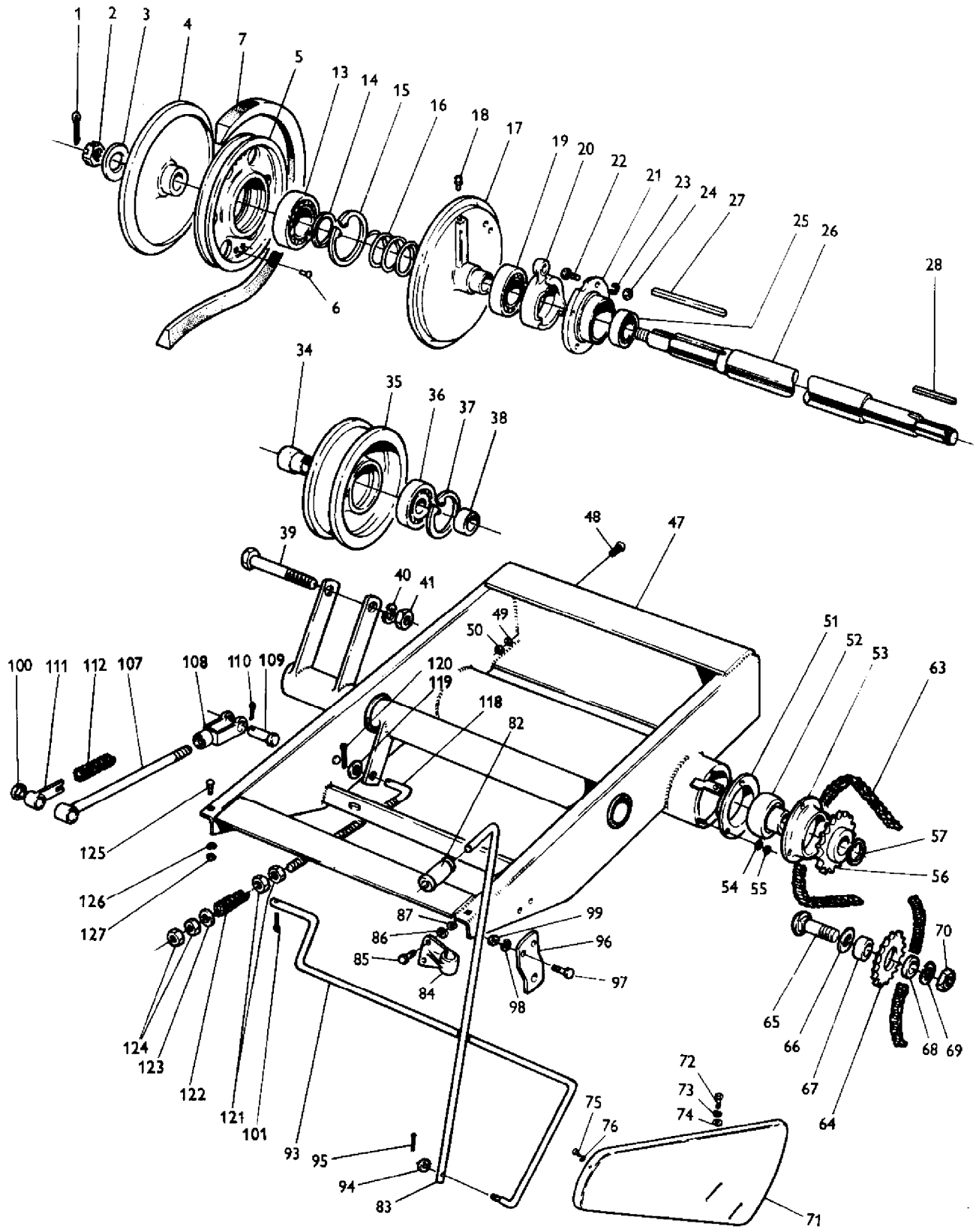
(P)
FOR USE WITH 794939M1 ONLY

(Q)
FOR USE WITH 234504M91 ONLY

(R)
FOR DETAILS REFER PAGE 431

UNLOADER DRIVE AND CONTROL ARRANGEMENT

CPO.1857/1



AGCO Corporation
Parts List Report

Massey Ferguson (Europe)

MF 500 COMBINE

Page 292 - UNLOADER DRIVE AND CONTROL ARRANGEMENT

Item	Part Number	Qty	Part Description	Comments
1	354070X1	1	Pin	
2	353927X1	1	Nut Unf	
3	355623X1	1	Washer	
4	233538M1	1	Pulley	
5	796910M91	1	Pulley	
6	203381M1	X	Rivet	
6	203382M1	X	Rivet	
6	203383M1	X	Rivet	
6	203384M1	X	Rivet	
6	203417M1	X	Rivet	
7	228813M1	1	Belt	
13	353236X1	1	Bearing	
14	832496M1	1	Washer	
15	350392X1	1	Ring	
16	233541M1	1	Spring	
17	233539M1	1	Pulley	
18	MP1056	1	Grease Nipple	
19	353236M1	1	Bearing	
20	233542M1	1	Actuator	
21	794760M1	1	Cam	
22	353518X1	4	Screw Unf	
23	353446X1	4	Lock Washer	
24	353916X1	4	Nut Unf	
24	353246X1	1	Bearing	
26	794476M1	1	Shaft	
27	10737X	1	Key Door	
28	SU1200	1	Key Door	
34	233537M1	1	Bush	
35	213736M1	1	Pulley	
36	22258X	1	Bearing Assy	
37	208230M1	1	Ring	
38	361221X1	1	Spacer	
39	353625X1	1	Bolt Unf	
40	353433X1	1	Lock Washer	
41	353427X1	1	Nut Unf	
47	794434M91	1	Bracket	
48	353793X1	4	Bolt Unf	
49	353446X1	4	Lock Washer	
50	353916X1	4	Nut Unf	

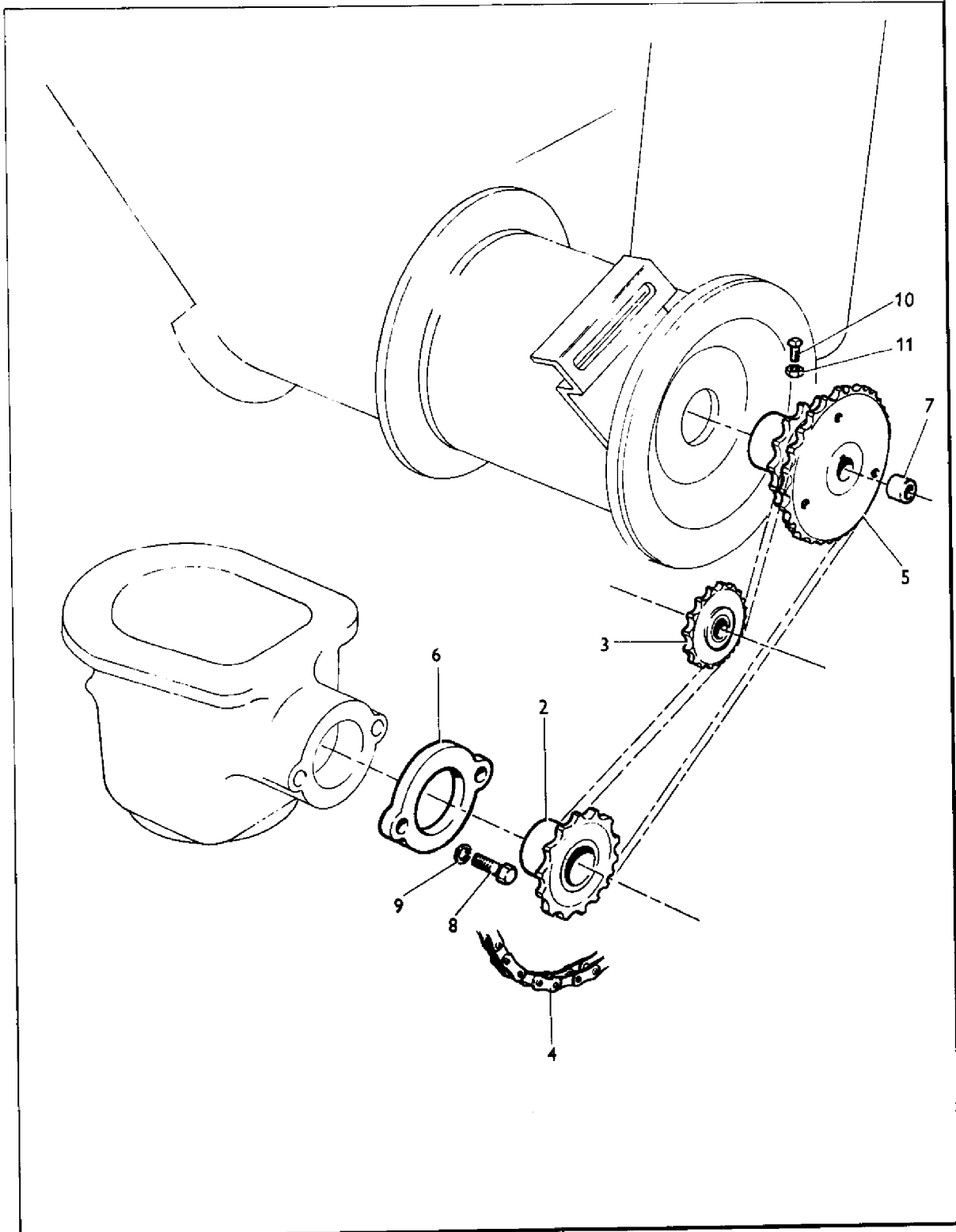
51	22286X	1	Flange	
52	353249X1	1	Bearing	
53	22286X	1	Flange	
54	353446X1	3	Lock Washer	
55	353916X1	3	Nut Unf	
56	794474M91	1	Sprocket	
57	22042X	1	Segment	
63	793504M91	1	Chain	(A)
64	228806M91	1	Sprocket	
65	353832X1	1	Bolt Unf	
66	GN3011	1	Washer	
67	228729M1	1	Spacer	
68	228814M1	1	Spacer	
69	353432X1	1	Lock Washer	
70	353426X1	1	Nut Unf	
71	792352M91	1	Guard	
72	353516X1	2	Screw Unf	
73	353446X1	2	Lock Washer	
74	353755X1	2	Washer	
75	353516X1	1	Screw Unf	
76	353446X1	1	Lock Washer	
82	230601M1	1	Handle	
83	230602M1	1	Lever	
84	230604M1	1	Bearer	
85	353518X1	2	Screw Unf	
86	353446X1	2	Lock Washer	
87	353916X1	2	Nut Unf	
93	230612M91	1	Crank	
94	353757X1	1	Washer	
95	354048X1	1	Pin	
96	230603M91	2	Bearer	
97	353517X1	4	Screw Unf	
98	353446X1	4	Lock Washer	
99	353916X1	4	Nut Unf	
100	353757X1	1	Washer	
101	354048X1	1	Pin	
107	230614M91	1	Rod Link	
108	210880M1	1	Arm	
109	354190X1	1	Pin	
110	354048X1	1	Pin	
111	230621M91	1	Arm	
112	51807M1	1	Spring	
118	234538M1	1	Rod	
119	353757X1	1	Washer	
120	354048X1	1	Pin	
121	375110X1	2	Nut Unc	

122	234003M1	1	Spring
123	355620X1	1	Washer
124	375110X1	2	Nut Unc
125	353792X1	4	Bolt Unf
126	353446X1	4	Lock Washer
127	353916X1	4	Nut Unf

(A)

FOR DETAILS REFER PAGE 431

CPO.1858/1



1

AGCO Corporation
Parts List Report

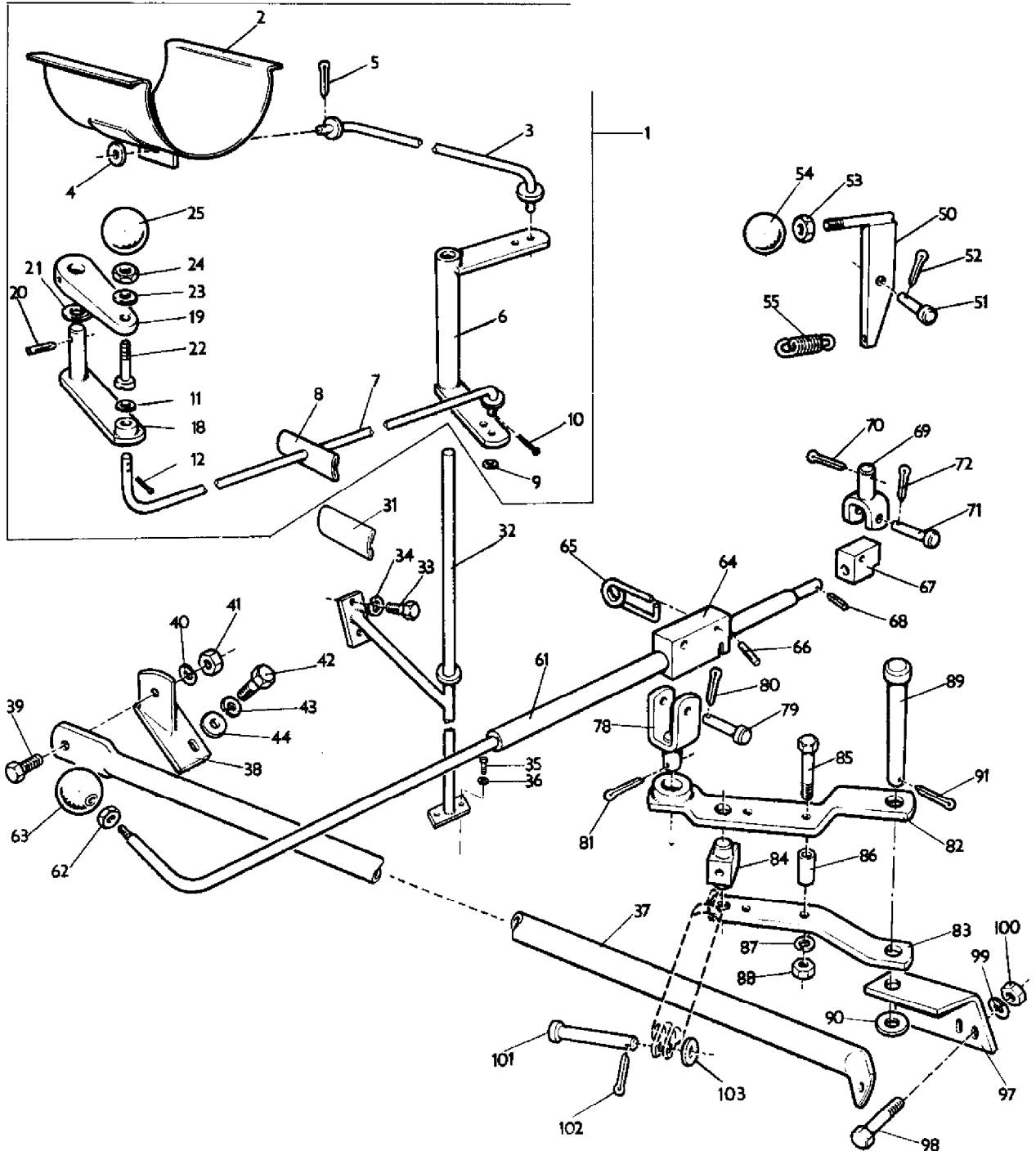
Massey Ferguson (Europe)

MF 500 COMBINE

Page 296 - UNLOADER DRIVE SPARES KIT

Item	Part Number	Qty	Part Description	Comments
1	795798M91	X	Parts Pack	(A, B)
1	795502M91	X	Parts Pack	(C, D)
1	795372M91	X	Kit, Drive	(E, F)
2	795796M91	1	Sprocket	(A, B)
2	794951M91	1	Sprocket	(C, F)
3	228806M91	1	Sprocket	
4	795800M91	1	Chain	(A, B, G)
4	833374M91	1	Chain	(C, F, G)
5	795799M91	1	Sprocket	(A, B)
5	795501M91	1	Sprocket	(C, D)
5	794952M91	1	Sprocket	(E, F)
6	794939M1	1	Cap	
7	794960M1	1	Spacer	
8	353698X1	2	Screw Unc	
9	353432X1	2	Lock Washer	
10	354373X1	2	Screw Unc	(A, D)
11	375108X1	2	Nut Unc	(A, D)
				(A)
				From Serial or Engine Number 101
				(B)
				Up to Serial or Engine Number 1396
				(C)
				From Serial or Engine Number 1397
				(D)
				Up to Serial or Engine Number 2425
				(E)
				From Serial or Engine Number 2426
				(F)
				Up to Serial or Engine Number 3913
				(G)
				FOR DETAILS REFER PAGE 431

CPO.1895/1



AGCO Corporation
Parts List Report

Massey Ferguson (Europe)

MF 500 COMBINE

Page 299 - CONTROLS FILLING AND UNLOADING

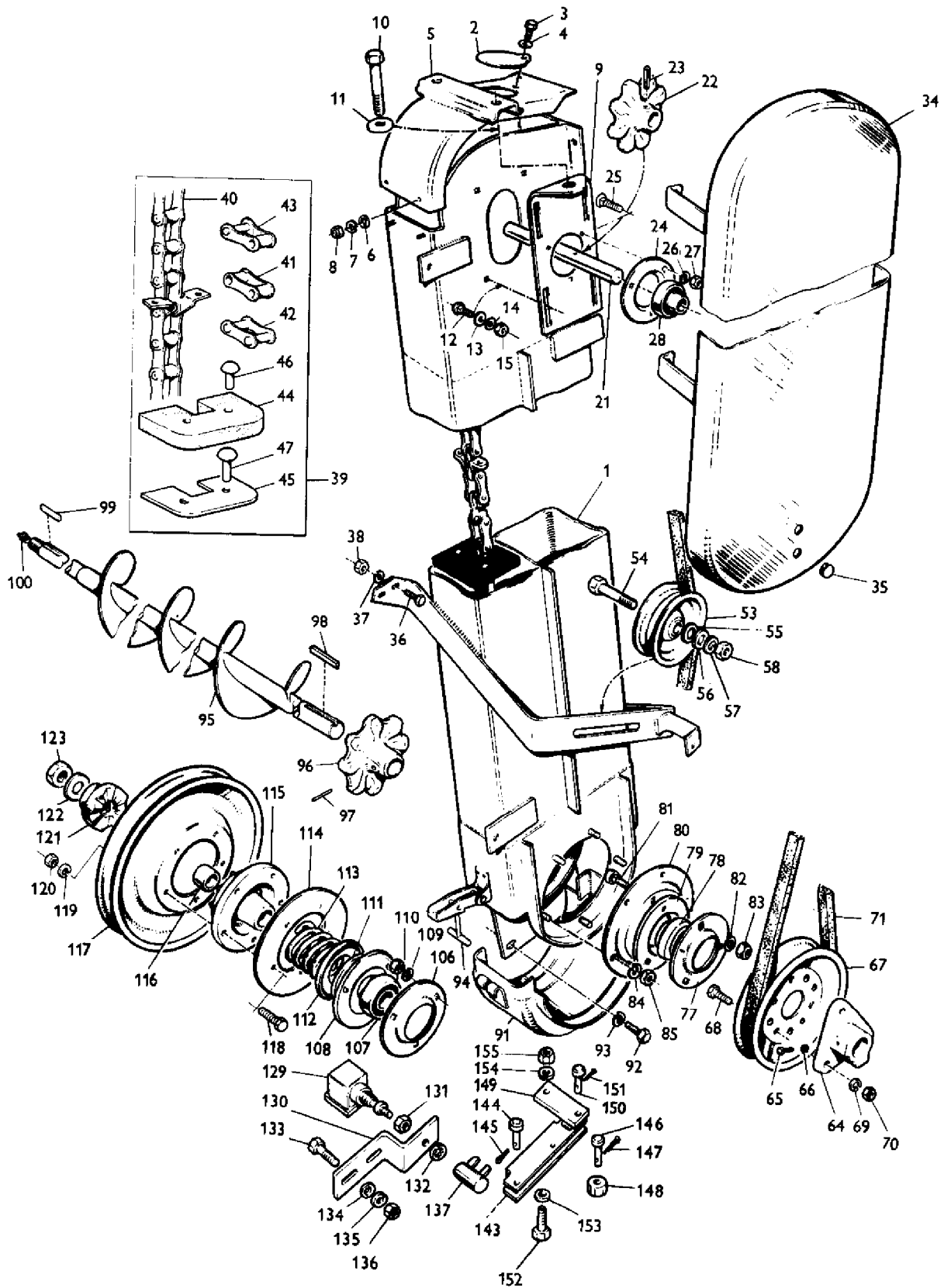
Item	Part Number	Qty	Part Description	Comments
1	785288M91	1	Kit	(D, E)
2	230838M91	1	Door	(D, E)
3	227949M91	1	Stem	(D, E)
4	353756X1	2	Washer	(D, E)
5	354048X1	2	Pin	(D, E)
6	227840M91	1	Lever	(A, D, E)
6	793843M91	1	Lever	(B, D, E)
7	227856M91	1	Stem	(A, D, E)
7	793846M91	1	Stem	(B, D, E)
8	230620M1	1	Cover	(D, E)
9	353756X1	1	Washer	(D, E)
10	353048X1	1	Tie	(D, E)
11	353756X1	1	Washer	(D, E)
12	353048X1	2	Tie	(D, E)
18	233664M91	1	Arm	(D, E)
19	794431M1	1	Lever	(D, E)
20	353481X1	1	Pin	(D, E)
21	222563M1	1	Washer	(D, E)
22	355103X1	1	Screw	(D, E)
23	353446X1	1	Lock Washer	(D, E)
24	355565X1	1	Nut Unc	(D, E)
25	210976M2	1	Knob	(D, E)
31	785104M1	1	Cover	(C, D, E)
32	233672M91	1	Hinge	(D, E)
33	353515X1	2	Screw Unf	(D, E)
34	353446X1	2	Lock Washer	(D, E)
35	353515X1	2	Screw Unf	(D, E)
36	353446X1	2	Lock Washer	(D, E)
37	227858M1	2	Stay	(A, D, E)
37	793556M1	1	Stay	(B, D, E)
37	793557M1	1	Stay	(B, D, E)
38	227890M91	1	Bracket Assy.	(D, E)
38	227891M91	1	Bracket Assy.	(D, E)
39	353560X1	2	Screw Unf	(A, D, E)
39	353559X1	2	Screw Unf	(B, D, E)
40	353432X1	2	Lock Washer	(D, E)
41	353426X1	2	Nut Unf	(D, E)
42	353517X1	4	Screw Unf	(D, E)
43	353446X1	4	Lock Washer	(D, E)

44	353755X1	4	Washer	(D, E)
50	234275M91	1	Catch	(D)
51	354188X1	1	Pin	(D)
52	354046X1	1	Pin	(D)
53	375108X1	1	Nut Unc	(D)
54	210976M2	1	Knob	(D)
55	228220M1	1	Spring	(D)
61	234261M91	1	Stem	(A, E)
62	375108X1	1	Nut Unc	(A, E)
63	210976M2	1	Knob	(A, E)
64	234274M1	1	Block	(A, E)
65	234279M1	1	Clip	(A, E)
66	353478X1	1	Groove Pin	(A, E)
67	234278M1	1	Block	(A, E)
68	354452X1	1	Pin	(A, E)
69	234271M91	1	Swivel	(A, E)
70	354068X1	1	Pin	(A, E)
71	831489M1	1	Pin	(A, E)
72	354048X1	1	Pin	(A, E)
78	234264M91	1	Swivel	(A, E)
79	832344M1	1	Pin	(A, E)
80	354064X1	1	Pin	(A, E)
81	354068X1	1	Pin	(A, E)
82	234267M91	1	Arm	(A, E)
83	234270M1	1	Support	(A, E)
84	230246M1	1	Pin	(A, E)
85	353550X1	2	Bolt Unf	(A, E)
86	M2393	2	Spacer	(A, E)
87	353434X1	2	Lock Washer	(A, E)
88	353431X1	2	Nut Unf	(A, E)
89	832522M1	1	Clevis Pin	(A, E)
90	353762X1	1	Washer	(A, E)
91	354068X1	1	Pin	(A, E)
97	228960M1	1	Bracket	(A, D, E)
98	353560X1	4	Screw Unf	(A, D, E)
99	353432X1	4	Lock Washer	(A, D, E)
100	353426X1	4	Nut Unf	(A, D, E)
101	832658M1	1	Clevis Pin	(A, E)
102	832054M1	1	Washer	(A, E)
103	354059X1	1	Pin	(A, E)

(A)
UP TO SERIAL NO. 2225
(B)
FROM SERIAL NO. 2226
(C)

FOR USE WHEN TANK FILLING CONTROLS ARE NOT
FITTED
(D)
MANUAL
(E)
HYD.

CPO.1896



AGCO Corporation
Parts List Report

Massey Ferguson (Europe)

MF 500 COMBINE

Page 303 - RETURNS ELEVATOR, SLIP CLUTCH AND ALARM

Item	Part Number	Qty	Part Description	Comments
1	230504M91	1	Elevator	Not Serviced, Order 794553M91
1	794553M91	1	Riser	(A, N)
1	794490M91	1	Elevator	(B, C, P)
1	794966M91	1	Elevator	(D)
2	230528M1	1	Cover	(C)
3	353515X1	1	Screw Unf	(C)
4	353446X1	1	Lock Washer	(C)
5	794969M91	1	Cap	(D)
6	353755X1	2	Washer	(D)
7	353446X1	2	Lock Washer	(D)
8	353916X1	2	Nut Unf	(D)
9	228985M91	2	Plate	
10	831641M1	2	Bolt	
11	353757X1	2	Washer	
12	354484X1	8	Bolt Unf	
13	353446X1	8	Lock Washer	
14	353755X1	8	Washer	
15	353916X1	8	Nut Unf	
21	228983M1	1	Shaft	(A)
21	794447M1	1	Shaft	(B, C)
21	794955M1	1	Shaft	(D)
22	640843M1	1	Sprocket	(A)
22	794445M1	1	Sprocket	(B)
23	10443X	1	Pin	(A)
23	10210X	1	Pin	
24	22632X	4	Flange	
25	355727X1	6	Bolt Unf	
26	353446X1	6	Lock Washer	
27	353916X1	6	Nut Unf	
28	353114X1	2	Bearing	(C)
28	353152X1	2	Bearing	(D)
34	230523M91	1	Shield	(C)
34	794941M91	1	Shield	(D)
35	359359X1	2	Plug	(F)
36	353517X1	6	Screw Unf	(G)
37	353446X1	6	Lock Washer	(G)
38	353916X1	6	Nut Unf	(G)
39	230500M92	1	Chain	(E)
39	794750M91	1	Chain	

40		1	Chain	ORDER ASSEMBLY
41	329176M91	22	Link	
42	329797M91	2	Connecting Link	
43	329179M91	1	Link	
44	230503M1	11	Pad	(H)
44	785201M1	11	Pad	(J)
45	230590M1	2	Scraper	(H)
45	794749M1	1	Scraper	(J)
46	832662M1	20	Rivet	(K)
47	363431X1	2	Rivet	
53	227460M1	1	Pulley	
54	353570X1	1	Bolt Unf	
55	353772X1	2	Washer	
56	764326M1	1	Washer	
57	353432X1	1	Lock Washer	
58	353426X1	1	Nut Unf	
64	228998M1	1	Hub	
65	353747X1	2	Screw Unc	
66	375110X1	2	Nut Unc	
67	792397M91	1	Pulley	
67	233989M91	1	Pulley	
68	353519X1	3	Screw Unf	
69	353446X1	3	Lock Washer	
70	353916X1	3	Nut Unf	
71	228999M1	1	Belt	
71	832538M1	1	Belt	
77	22691X	1	Flange	
78	353134X1	1	Bearing Assy	
79	22691X	1	Flange	
80	227872M1	1	Mounting	
81	832149M1	3	Bolt	
82	353434X1	3	Lock Washer	
83	353431X1	3	Nut Unf	
84	353446X1	5	Lock Washer	
85	353916X1	5	Nut Unf	
91	228994M92	1	Bottom	(A)
91	794487M91	1	Bottom	(B, P)
92	353517X1	3	Screw Unf	
93	353446X1	2	Lock Washer	
94	230882M91	2	Latch	
95	794401M91	1	Worm	
96	791072M2	1	Sprocket	
97	10459X	1	Pin	
98	MP1563	1	Key Door	
99	MP1342	1	Key	
100	13533X	1	Grease Nipple	

106	22691X	1	Flange	
107	353134X1	1	Bearing Assy	
108	22691X	1	Flange	
109	353446X1	3	Lock Washer	
110	353916X1	3	Nut Unf	
111	230240M1	1	Washer	
112	230239M1	1	Bearing	
113	794933M1	1	Spring	
114	228987M1	1	Plate	
115	228990M1	1	Clutch	Not Serviced, Order 1883765M91
115	1883765M91	1	Clutch	
116	195026M1	2	Bush	(L)
116	795995M1	1	Bush	(M)
117	228984M91	1	Pulley	
118	353519X1	5	Screw Unf	
119	353446X1	5	Lock Washer	
120	353916X1	5	Nut Unf	
121	228989M1	1	Clutch	
122	353774X1	1	Washer	
123	353429X1	2	Nut Unf	
129	227681M3	1	Switch	
130	796216M1	1	Bracket	
131	353916X1	1	Nut Unf	
132	359404X1	1	Lock Washer	
133	353516X1	2	Screw Unf	
134	353755X1	2	Washer	
135	353446X1	2	Lock Washer	
136	353916X1	2	Nut Unf	
137	228644M1	1	Fork	
143	796215M1	1	Lever	
144	832297M1	1	Clevis Pin	
145	354039X1	1	Cotter	
146	832297M1	1	Clevis Pin	
147	354039X1	1	Cotter	
148	360698X1	1	Spacer	
149	230886M1	1	Strap	
150	832297M1	1	Clevis Pin	
151	354039X1	1	Cotter	
152	353517X1	1	Screw Unf	
153	353755X1	1	Washer	
154	353446X1	1	Lock Washer	
155	353916X1	1	Nut Unf	

(A)

Up to Serial or Engine Number 2425

(B)

From Serial or Engine Number 2426

(C)

Up to Serial or Engine Number 3913

(D)

From Serial or Engine Number 3914

(E)

Not Serviced, Order 794750M91

(F)

REQUIRED WHEN LIGHTING EQUIPMENT IS NOT
FITTED

(G)

USED WITH SHIELD 230523M91 ONLY

(H)

USED WITH 230500M92 ONLY

(J)

USED WITH 794750M91 ONLY

(K)

QUANTITY 18 REQUIRED WHEN 230500M92 IS
FITTED

(L)

USED ONLY WITH CLUTCH HALF 228990M91

(M)

INCLUDED IN CLUTCH HALF ASSEMBLY 1883765M91

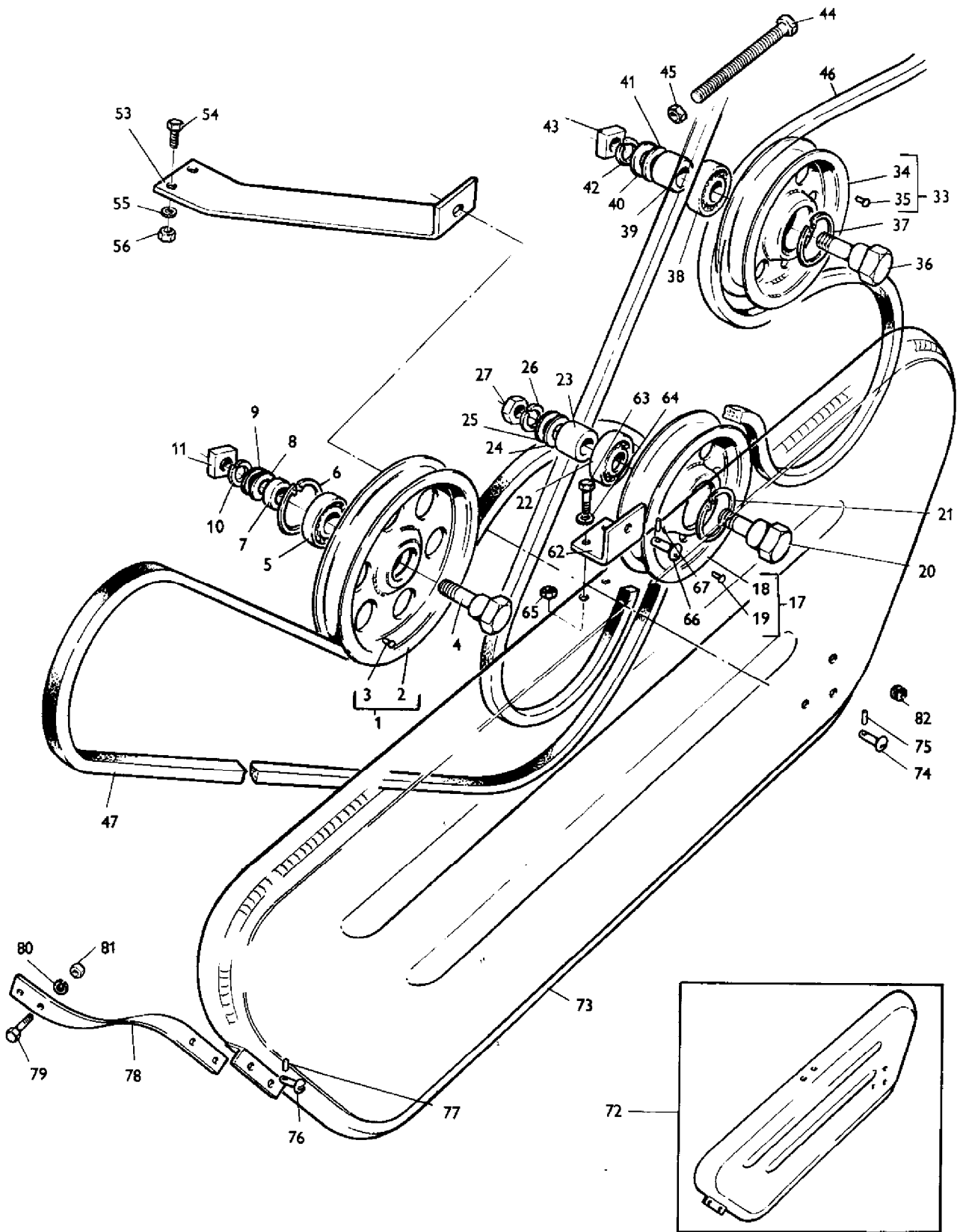
(N)

INCLUDES ITEMS MARKED P

(P)

INCLUDED IN ELEVATOR ASSEMBLY 794553M91

CPO.1897



AGCO Corporation
Parts List Report

Massey Ferguson (Europe)
MF 500 COMBINE
Page 308 - DRIVES AND GUARDS LH

Item	Part Number	Qty	Part Description	Comments
1	796909M91	1	Pulley	
2		1	Pulley	Not Serviced, Order 796909M91
3	203417M1	X	Rivet	7/16" X 3/4" X 5/16"
3	203381M1	X	Rivet	7/16" X 3/4" X 3/8"
3	203382M1	X	Rivet	7/16" X 3/4" X 7/16"
3	203383M1	X	Rivet	7/16" X 3/4" X 1/2"
3	203384M1	X	Rivet	7/16" X 3/4" X 9/16"
4	227964M1	1	Bolt	
5	22258X	1	Bearing Assy	
6	208230M1	1	Ring	
7	304337M1	1	Spacer	
8	353760X1	X	Flat Washers	
9	353774X1	1	Washer	
10	353433X1	1	Lock Washer	
11	792405M1	1	Nut	
17	796908M91	1	Pulley	
18		1	Pulley	Not Serviced, Order 796908M91
19	203417M1	X	Rivet	7/16" X 3/4" X 5/16"
19	203381M1	X	Rivet	7/16" X 3/4" X 3/8"
19	203382M1	X	Rivet	7/16" X 3/4" X 7/16"
19	203383M1		Rivet	7/16" X 3/4" X 1/2"
19	203384M1	X	Rivet	7/16" X 3/4" X 9/16"
20	230848M1	1	Stud	
21	208230M1	1	Ring	
22	22258X	1	Bearing Assy	
23	360671X1	1	Spacer	
24	353760X1	X	Flat Washers	
25	353760X1	1	Flat Washers	
26	353433X1	1	Lock Washer	
27	353429X1	1	Nut Unf	
33	796908M91	1	Pulley	
34		1	Pulley	Not Serviced, Order 796908M91
35	203417M1	X	Rivet	7/16" X 3/4" X 5/16"
35	203381M1	X	Rivet	7/16" X 3/4" X 3/8"
35	203382M1	X	Rivet	7/16" X 3/4" X 7/16"
35	203383M1	X	Rivet	7/16" X 3/4" X 1/2"
35	203384M1	X	Rivet	7/16" X 3/4" X 9/16"
36	230848M1	1	Stud	
37	208230M1	1	Ring	

38	22258X	1	Bearing Assy	
39	360671X1	1	Spacer	
40	353760X1	X	Flat Washers	
41	353774X1	1	Washer	
42	353433X1	1	Lock Washer	
43	792405M1	1	Nut	
44	792404M1	1	Bolt	
45	355645X1	1	Nut Unc	
46	227986M1	1	Belt	(A)
46	320593M2	1	Belt	(B)
47	227984M1	1	Belt	
53	796444M91	1	Bracket	
54	353517X1	2	Screw Unf	
55	353446X1	2	Lock Washer	
56	353916X1	2	Nut Unf	
62	796414M1	1	Bracket	
63	353517X1	2	Screw Unf	
64	353446X1	2	Lock Washer	
65	353916X1	2	Nut Unf	
66	833012M1	1	Stud	
67	831786M1	1	Stud	
72	234526M91	1	Guard	
73		1	Guard	Not Serviced, Order 234526M91
74	832218M1	1	Stud	
75	831786M1	1	Stud	
76	833012M1	2	Stud	
77	831786M1	2	Stud	
78	796440M91	1	Bearer	
79	353517X1	2	Screw Unf	
80	353446X1	2	Lock Washer	
81	353916X1	2	Nut Unf	
82	359359X1	2	Plug	(C)

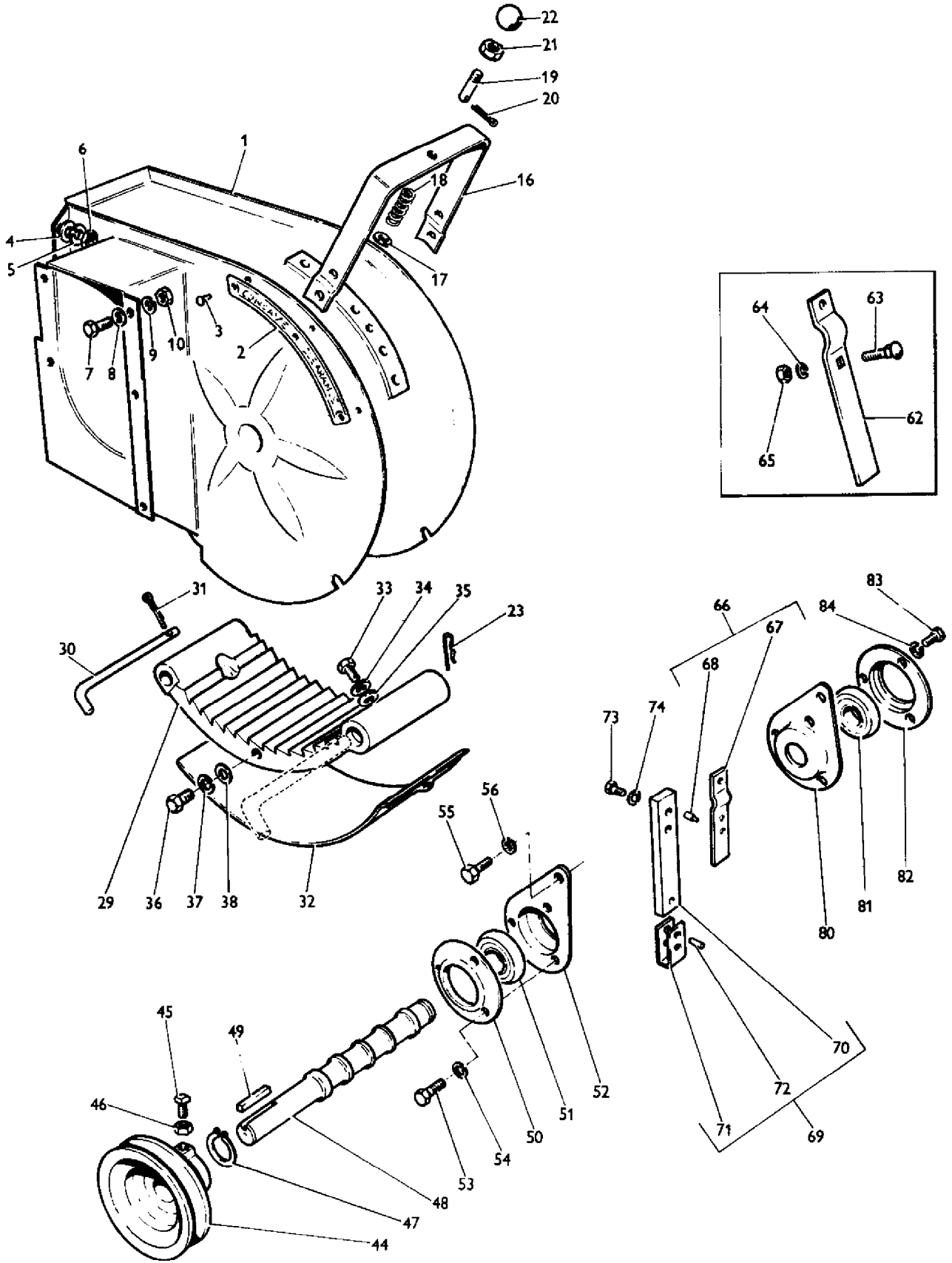
(A)
Up to Serial or Engine Number 3913

(B)
From Serial or Engine Number 3914

(C)
REQUIRED WHEN LIGHTING EQUIPMENT IS NOT
FITTED

SLINGER HOUSING

CPO.1898



AGCO Corporation
Parts List Report

Massey Ferguson (Europe)
MF 500 COMBINE
Page 312 - SLINGER HOUSING

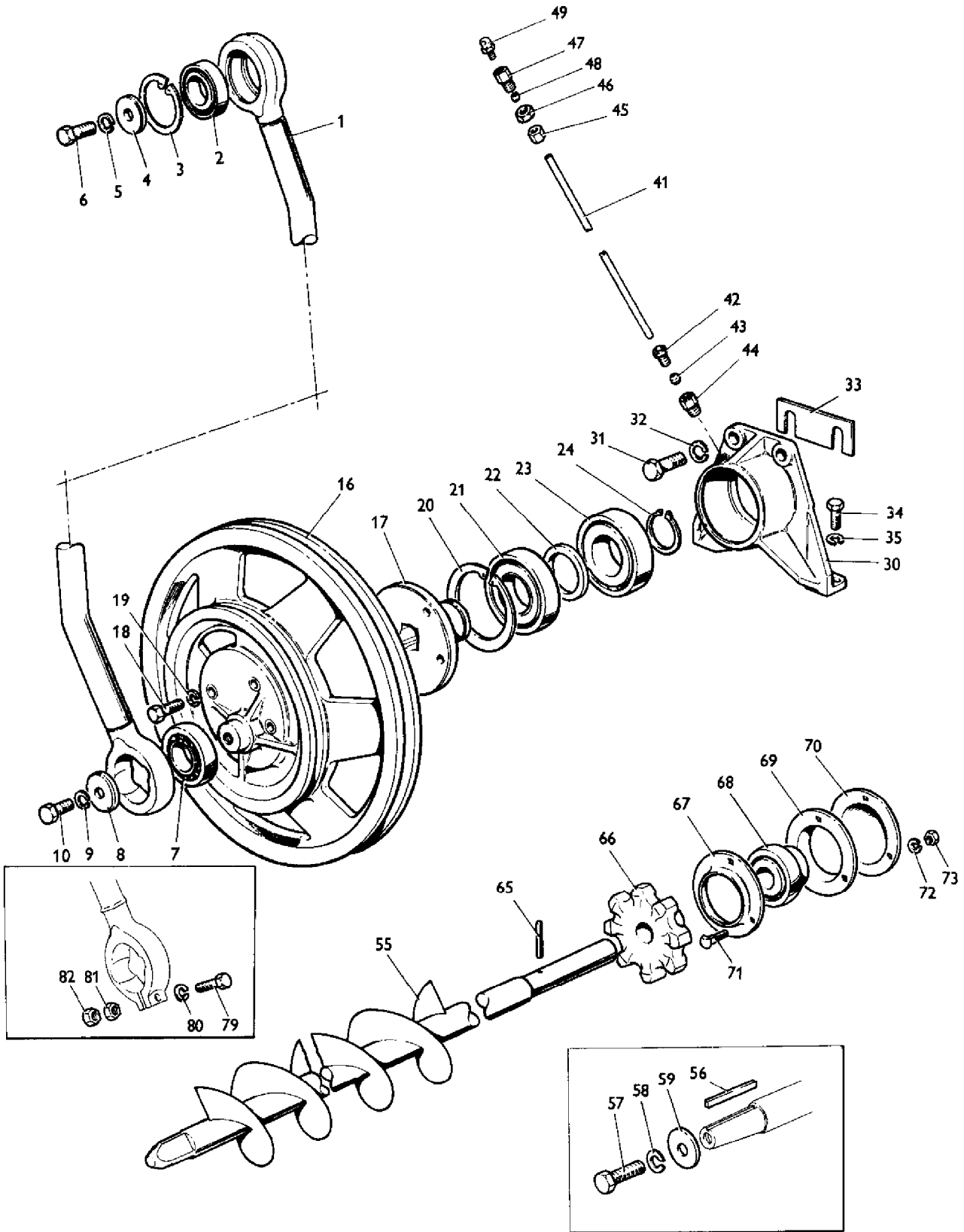
Item	Part Number	Qty	Part Description	Comments
1	230353M92	1	Housing	
2	233996M1	1	Plate	
3	832626M1	3	Rivet	
4	353755X1	4	Washer	
5	353446X1	4	Lock Washer	
6	353916X1	4	Nut Unf	
7	353515X1	4	Screw Unf	
8	353755X1	4	Washer	
9	353446X1	4	Lock Washer	
10	353916X1	4	Nut Unf	
16	233991M91	1	Bracket	
17	353755X1	1	Washer	
18	YD1922	1	Spring	
19	233990M1	1	Stud	
20	354046X1	1	Pin	
21	375108X1	1	Nut Unc	
22	210976M2	1	Knob	
23	195416M1	1	Pin	
29	230521M2	1	Concave	
30	228969M1	2	Pin	
31	354057X1	1	Pin	
32	233997M91	1	Cover	
33	353502X1	2	Screw Unf	
34	353441X1	2	Lock Washer	
35	353754X1	2	Washer	
36	353676X1	2	Screw Unc	
37	353446X1	2	Lock Washer	
38	355618X1	2	Washer	
44	228981M1	1	Pulley	
45	353747X1	2	Screw Unc	
46	375110X1	2	Nut Unc	
47	850643M1	1	Ring	
48	228972M1	1	Shaft	
49	MP1342	1	Key	
50	22286X	1	Flange	
51	831112M1	1	Bearing	
52	233994M1	1	Flange	
53	353676X1	3	Screw Unc	
54	353446X1	3	Lock Washer	

55	353676X1	1	Screw Unc	
56	353446X1	1	Lock Washer	
62	228967M1	8	Finger	(A)
63	353796X1	8	Bolt Unf	(A)
64	353446X1	8	Lock Washer	(A)
65	353916X1	8	Nut Unf	(A)
66	794467M91	8	Finger	(B)
67		1	Finger	Not Serviced, Order 794467M91
68	793209M1	1	Pin	
69	793212M92	8	Finger	(B)
70		1	Extension	Not Serviced, Order 793212M92
71	796535M1	1	Tip	
72	19851X	1	Rivet	
73	353521X1	8	Bolt Unf	(B)
74	353446X1	8	Lock Washer	(B)
80	233994M1	1	Flange	
81	353249X1	1	Bearing	
82	22286X	1	Flange	
83	353676X1	4	Screw Unc	
84	353446X1	4	Lock Washer	

(A)
EARLY MODELS ONLY
(B)
LATE MODELS ONLY

AUGER AND PITMAN CRANK

CPO.1899



AGCO Corporation
Parts List Report

Massey Ferguson (Europe)

MF 500 COMBINE

Page 316 - AUGER AND PITMAN CRANK

Item	Part Number	Qty	Part Description	Comments
1	238799M91	1	Pitman	(A)
1	794666M91	1	Pitman	(B)
2	204220M1	1	Bearing	
3	22289X	1	Circlip	
4	667957M1	1	Washer	
5	353432X1	1	Lock Washer	
6	353699X1	1	Screw Unc	
7	831087M1	1	Bearing	(A)
7	831822M1	1	Bearing	(B)
8	667957M1	1	Washer	(A)
8	794663M1	1	Washer	(B)
9	353432X1	1	Lock Washer	
10	353699X1	1	Screw Unc	
16	227992M1	1	Pulley	(A)
16	794657M1	1	Pulley	(B)
17	794658M1	1	Hub	(B)
18	353537X1	4	Screw Unf	(B)
19	353434X1	4	Lock Washer	(B)
20	353165X1	1	Circlip	
21	354919X1	1	Bearing Assy	(A)
21	353104X1	1	Bearing	(B)
22	794659M1	1	Spacer	(B)
23	353104X1	1	Bearing	(B)
24	762101M1	1	Ring	
30	227987M1	1	Housing	(A)
30	794660M1	1	Housing	(B)
31	353561X1	2	Screw Unf	
32	353432X1	2	Lock Washer	
33	795102M1	X	Shim	
34	353561X1	2	Screw Unf	
35	353432X1	2	Lock Washer	
41	895718M1	1	Tube	(B)
42	376797X1	1	Nut	(B)
43	376796X1	1	Olive	(B)
44	376795X1	1	Adaptor	(B)
45	376794X1	1	Nut	(B)
46	376793X1	1	Nut Bsp	(B)
47	376790X1	1	Adaptor	(B)
48	376796X1	1	Olive	(B)

49	MP1057	1	Nipple	
55	227994M91	1	Worm	(A)
55	794661M91	1	Shaft	(B)
56	10734X	1	Key	(A)
57	353560X1	1	Screw Unf	(A)
58	353432X1	1	Lock Washer	(A)
59	832150M1	1	Washer	(A)
65	10459X	1	Pin	
66	791072M2	1	Sprocket	
67	22691X	1	Flange	
68	353134X1	1	Bearing Assy	
69	22691X	1	Flange	
70	230763M1	1	Cover	
71	832149M1	3	Bolt	
72	353434X1	3	Lock Washer	
73	353431X1	3	Nut Unf	
79	353533X1	1	Bolt Unf	(C)
80	353446X1	1	Lock Washer	(C)
81	353916X1	1	Nut Unf	(C)
82	353917X1	1	Nut Unf	(C)

(A)

Up to Serial or Engine Number 3913

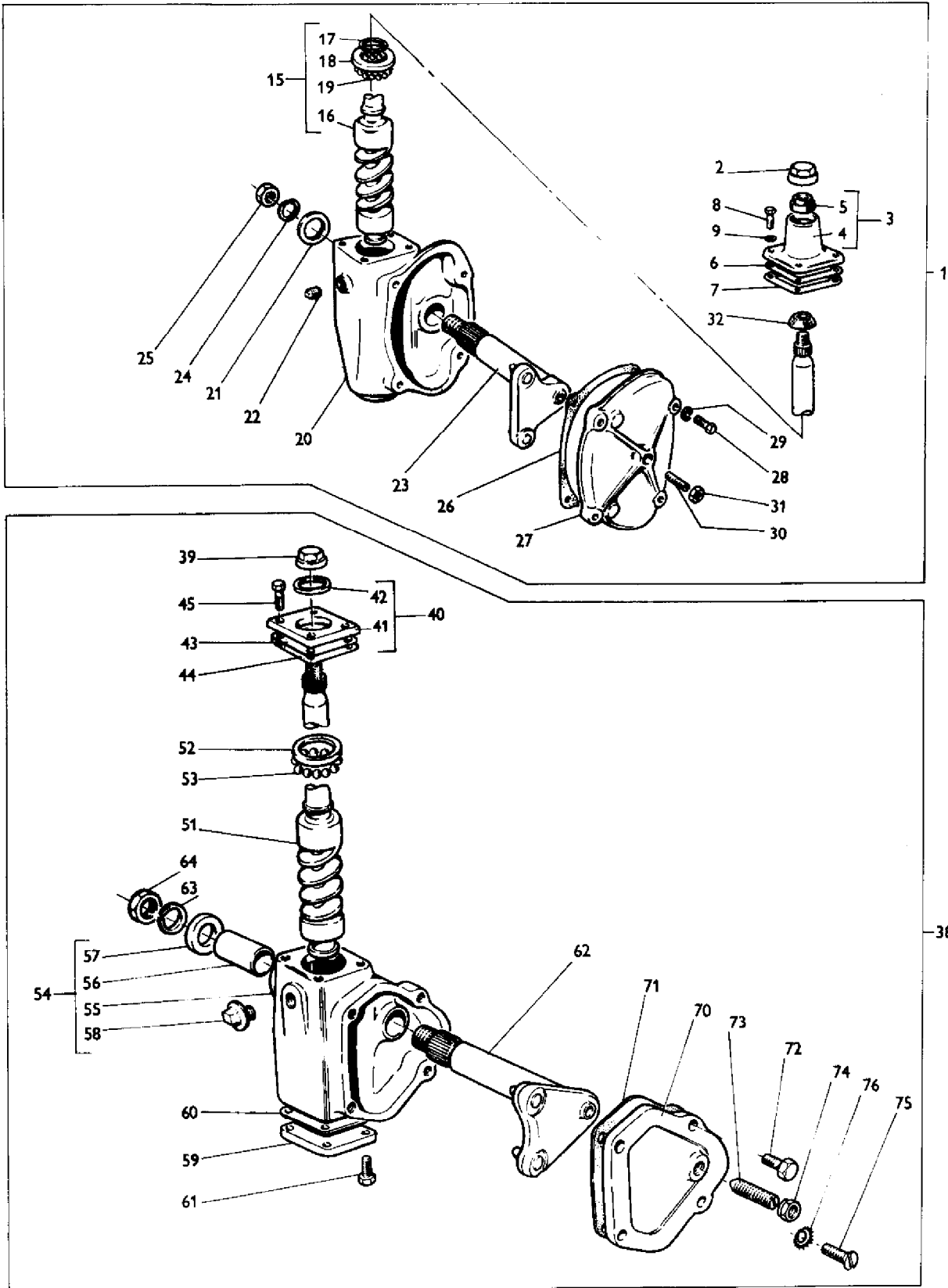
(B)

From Serial or Engine Number 3914

(C)

USE WITH EARLY MODEL PITMAN ONLY

CPO.1959



AGCO Corporation
Parts List Report

Massey Ferguson (Europe)

MF 500 COMBINE

Page 320 - STEERING COLUMN ASSEMBLY

Item	Part Number	Qty	Part Description	Comments
1	230536M91	1	Steering	(A, C)
2	1880554M1	1	Nut	
3	1880538M91	1	Sleeve	
4		1	Socket	Not Serviced, Order 1880538M91
5	1880540M1	1	Bush	
6	1880544M1	1	Joint	
7	1880541M1	X	Shim	.0024"
7	1880542M1	X	Shim	.005"
7	1880543M1	X	Shim	.010"
8	1880552M1	4	Bolt	
9	353446X1	4	Lock Washer	
15	1880533M91	1	Shaft	
16		1	Cam	Not Serviced, Order 1880533M91
17	1880535M1	2	Segment	
18	1880534M1	2	Race	
19	2971X	24	Ball	
20	1880530M91	1	Steering	
21	1880531M1	1	Seal	
22	1850036M1	1	Plug	
23	1880537M91	1	Shaft	
24	1880550M1	1	Washer	
25	1880549M1	1	Nut	
26	1880548M1	1	Joint	
27	1880545M1	1	Cover	
28	1880551M1	4	Bolt	
29	353446X1	4	Lock Washer	
30	1880546M1	1	Screw	
31	1880547M1	1	Nut	
32	890124M2	1	Seal	(A)
33	794961M91	1	Gear	(B, D)
39	1880554M1	1	Nut	
40	1883302M91	1	Cover	
41		1	Cover	Not Serviced, Order 1883302M91
42	1883303M1	1	Seal	
43	1883305M1	1	Joint	
44	1883306M1	X	Shim	.0024"
44	1883307M1	X	Shim	.005"
44	1883311M1	X	Shim	.010"
45	1880552M1	4	Bolt	

51	1883294M91	1	Column
52	1883301M1	2	Cup
53	1883300M91	2	Cage
54	1883292M91	1	Steering
55		1	Steering
56	1883293M1	2	Bush
57	1880531M1	1	Seal
58	1850036M1	1	Plug
59	1883304M1	1	Cover
60	1883305M1	1	Joint
61	1880552M1	4	Bolt
62	1883295M91	1	Shaft
63	1880550M1	1	Washer
64	1880549M1	1	Nut
70	1883296M91	1	Cover
71	1884855M1	1	Gasket
72	1880552M1	3	Bolt
73	1880546M1	1	Screw
74	1880547M1	1	Nut
75	1883308M1	1	Screw
76	1883309M1	1	Washer
77	794963M91	1	Kit, Steering

Not Serviced, Order 1883292M91

(E)

Up to Serial or Engine Number 3913

(A)

Up to Serial or Engine Number 3913

(B)

From Serial or Engine Number 3914

(C)

Not Serviced, Order 794963M91

(D)

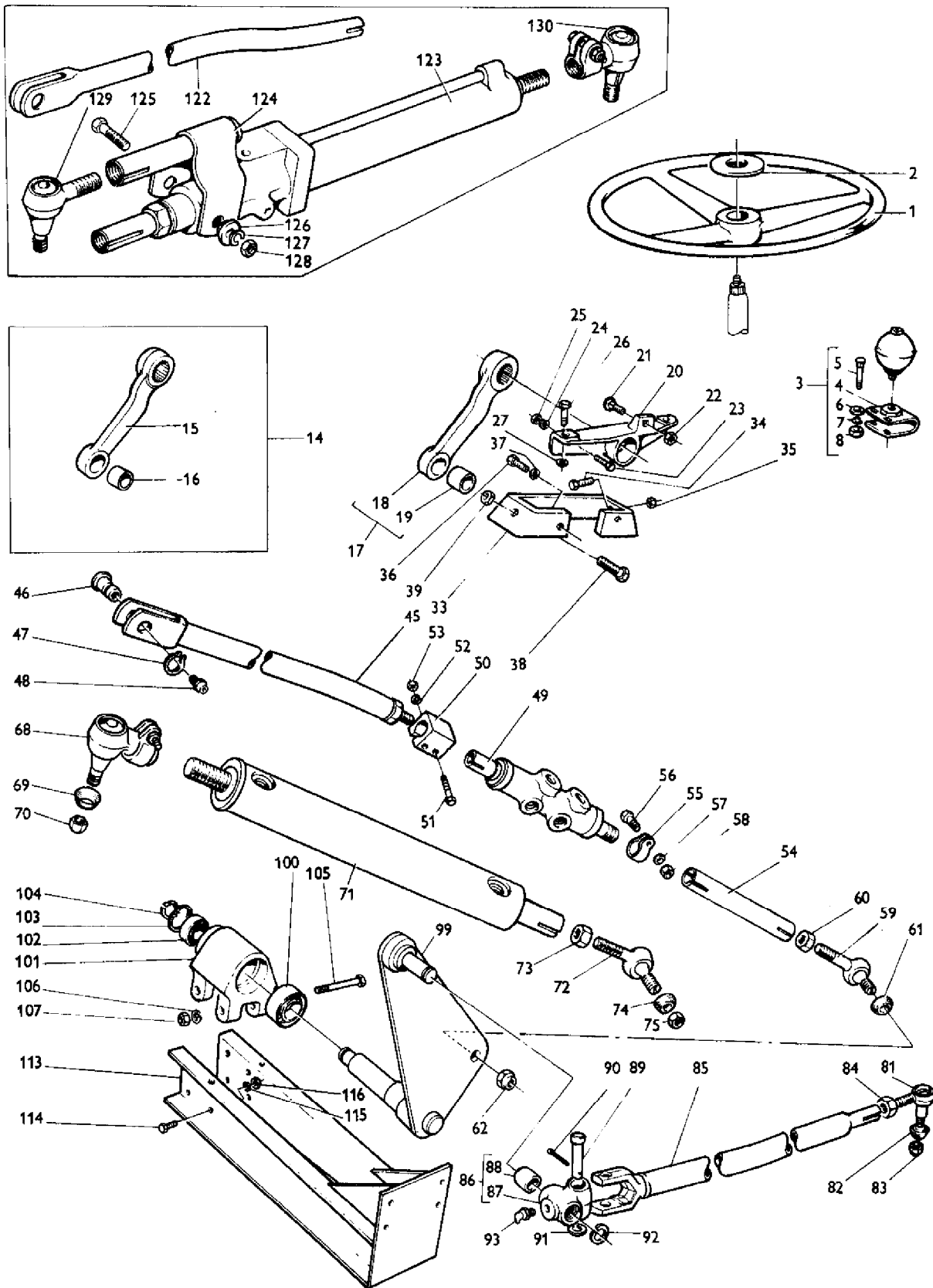
INCLUDED IN 794963M91 KIT, STEERING GEAR

(E)

COMPRISES OF 794961M91 AT REF. 38 WITH
COMPONENT P ARTS AND ALSO LEVER ASSEMBLY
794994M91

STEERING LINKAGE ARRANGEMENT

CPO, 1960



AGCO Corporation
Parts List Report

Massey Ferguson (Europe)
MF 500 COMBINE
Page 324 - STEERING LINKAGE

Item	Part Number	Qty	Part Description	Comments
1	220245M1	1	Wheel	
2	377023X1	1	Washer	
3	791128M91	1	Knob	NO LONGER SERVICED
4	791129M91	1	Clamp	NO LONGER SERVICED
5	353787X1	2	Bolt Unf	NO LONGER REQUIRED
6	353754X1	2	Washer	NO LONGER REQUIRED
7	353441X1	2	Lock Washer	NO LONGER REQUIRED
8	353918X1	2	Nut Unf	NO LONGER REQUIRED
14	230825M91	1	Rod Link	(F, B)
15		1	Arm	Not Serviced, Order 230825M91
16	831268M1	1	Bush	
17	794994M91	1	Lever	(G)
18		1	Lever	Not Serviced, Order 794994M91
19	831268M1	1	Bush	
20	230539M1	1	Arm	
21	353859X1	1	Bolt Unf	
22	376449X1	1	Nut Unf	
23	353519X1	2	Screw Unf	
24	353446X1	2	Lock Washer	
25	353916X1	2	Nut Unf	
26	353676X1	2	Screw Unc	
27	353446X1	2	Lock Washer	
33	230964M1	1	Stop	
34	832342M1	1	Bolt	
35	353428X1	2	Nut Unf	
36	353519X1	2	Screw Unf	
37	353446X1	2	Lock Washer	
38	832342M1	1	Bolt	
39	353428X1	2	Nut Unf	
45	794733M91	1	Link	
46	230538M1	1	Pin	
47	22042X	1	Segment	
48	MP1056	1	Grease Nipple	
49	794739M91	1	Valve	(C)
50	794730M1	1	Clamp	(C)
51	353525X1	2	Bolt Unf	(C)
52	353446X1	2	Lock Washer	(C)
53	353916X1	2	Nut Unf	(C)
54	794021M2	1	Tube	(C)

55	189282M1	1	Clamp	(C)
56	353565X1	1	Bolt Unf	(C)
57	353432X1	1	Lock Washer	(C)
58	353428X1	1	Nut Unf	(C)
59	182534M91	1	End	
60	832073M1	1	Nut	
61	890124M2	1	Seal	
62	376267X1	1	Nut Unf	
68	832687M91	1	End	(C)
69	890124M2	1	Seal	
70	376267X1	1	Nut Unf	
71	795511M91	1	Cylinder	(C)
72	182534M91	1	End	(C)
73	832073M1	1	Nut	(C)
74	890124M2	1	Seal	
75	376267X1	1	Nut Unf	
81	182534M91	1	End	
82	890124M2	1	Seal	
83	376267X1	1	Nut Unf	
84	832073M1	1	Nut	
85	230544M91	1	Link	
86	230551M91	1	Swivel	
87		1	Swivel	Not Serviced, Order 230551M91
88	831268M1	1	Bush	
89	52964M1	1	Clevis Pin	
90	354089X1	1	Pin	
91	353762X1	1	Washer	
92	22042X	1	Segment	
93	MP1059	1	Lubricator	
99	794217M92	1	Pivot	
100	22258X	1	Bearing Assy	
101	230558M1	1	Housing	
102	29963X	1	Bearing	
103	353231X1	1	Circlip	
104	353229X1	1	Ring	
105	353581X1	2	Bolt Unf	
106	353432X1	2	Lock Washer	
107	353426X1	2	Nut Unf	
113	238326M91	1	Support	(D)
113	794420M91	1	Support	(E)
114	353558X1	6	Screw Unf	
115	353432X1	6	Lock Washer	
116	353426X1	6	Nut Unf	
122	230998M91	1	Bar	(A)
123	910047M91	1	Cylinder	(A)
124	230784M91	1	Yoke	(A)

125	354505X1	1	Bolt Unf	(A)
126	A2243	2	Trunnion	(A)
127	353434X1	1	Lock Washer	(A)
128	353431X1	1	Nut Unf	(A)
129	832687M91	1	End	(A)
130	182534M91	1	End	(A)

(A)

Up to Serial or Engine Number 2225

(B)

USE ONLY WHEN STEERING GEAR 230536M91 IS
FITTED

(C)

From Serial or Engine Number 2226

(D)

Up to Serial or Engine Number 2989

(E)

From Serial or Engine Number 2990

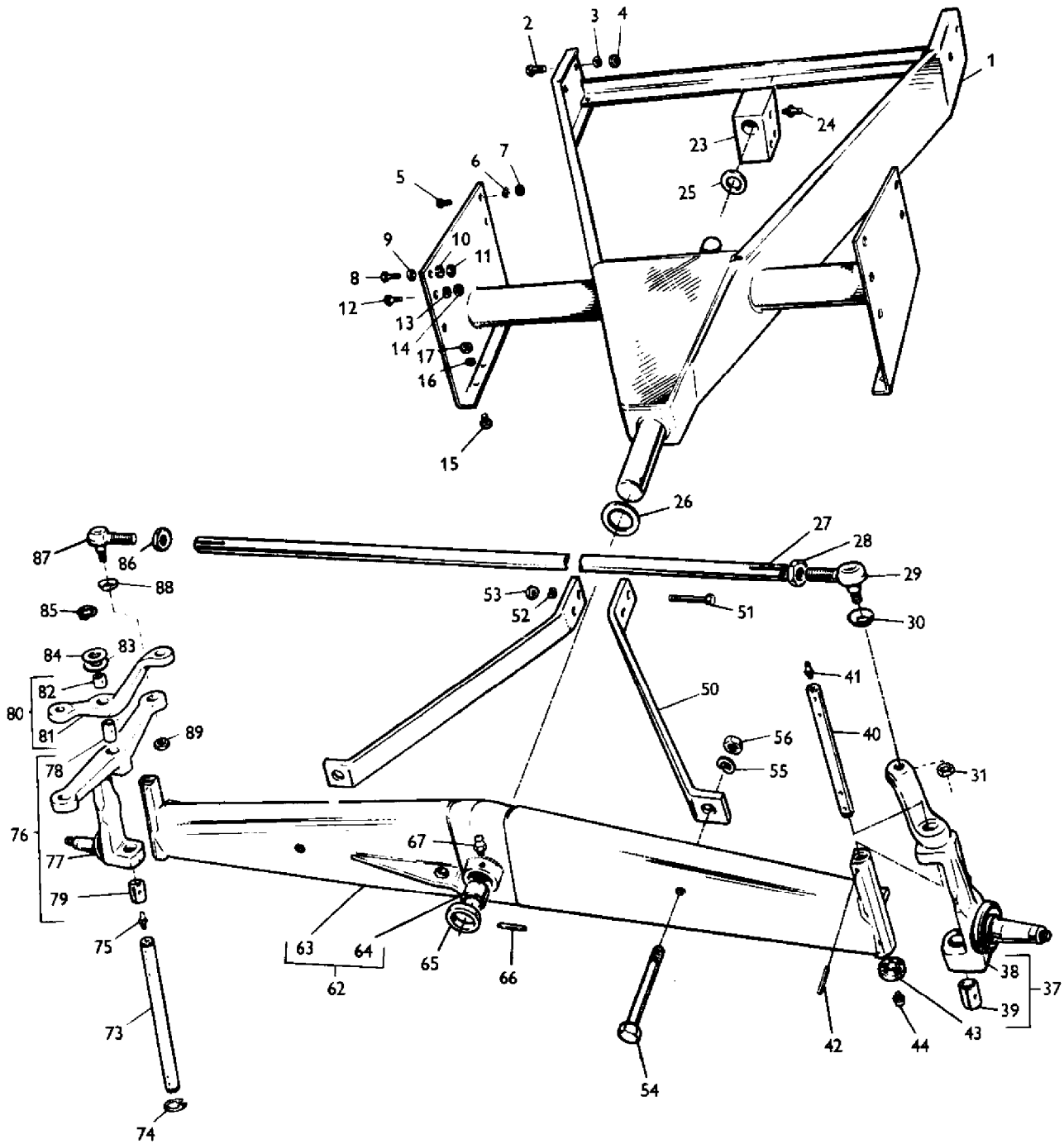
(F)

Up to Serial or Engine Number 3913

(G)

From Serial or Engine Number 3914

CPO.1961



AGCO Corporation
Parts List Report

Massey Ferguson (Europe)
MF 500 COMBINE
Page 328 - FRAME AND REAR AXLE

Item	Part Number	Qty	Part Description	Comments
1	791150M91	1	Frame	(A)
1	234465M91	1	Frame	
2	353517X1	8	Screw Unf	
3	353446X1	8	Lock Washer	
4	353916X1	8	Nut Unf	
5	353518X1	4	Screw Unf	
6	353446X1	4	Lock Washer	
7	353916X1	4	Nut Unf	
8	353520X1	2	Bolt Unf	
9	353755X1	2	Washer	
10	353446X1	2	Lock Washer	
11	353916X1	2	Nut Unf	
12	353560X1	4	Screw Unf	
13	353432X1	4	Lock Washer	
14	353426X1	4	Nut Unf	
15	353420X1	6	Nut	
16	353446X1	6	Lock Washer	
17	353916X1	6	Nut Unf	
23	233310M1	1	Block	
24	MP1056	1	Grease Nipple	
25	832208M1	1	Washer	
26	361238X1	1	Spacer	(B)
26	363429X1	1	Spacer	(C)
27	226555M1	1	Rod	
28	832073M1	1	Nut	
29	182534M91	1	End	
30	890124M2	1	Seal	
31	376267X1	1	Nut Unf	
37	226557M92	1	Spindle	Right Hand
38		1	Spindle	Not Serviced, Order 226557M92
39	11626D	2	Bush	
40	792369M1	1	Pin	Right Hand
41	MP1056	1	Grease Nipple	
42	16738X	2	Pin	
43	831777M1	2	Bearing	
44	MP1058	2	Nipple	
50	787226M91	2	Brace	
51	353635X1	2	Bolt Unf	
52	353433X1	2	Lock Washer	

53	353427X1	2	Nut Unf	
54	353637X1	2	Bolt Unf	
55	353433X1	2	Lock Washer	
56	353427X1	2	Nut Unf	
62	233301M91	1	Axle	(B)
62	785465M91	1	Axle	(C)
63		1	Axle	ORDER APPROPRIATE ASSEMBLY
64	832528M1	1	Bush	(B)
64	832916M1	2	Bearing	(C)
65	233308M1	1	Clamp	(B)
65	234317M1	1	Collar	(C)
66	10371X	1	Pin	
67	MP1056	1	Grease Nipple	
73	792370M1	1	Pin	(D)
				Left Hand
73	794071M1	1	Pin	(E)
				Left Hand
74	22036X	2	Segment	
75	MP1056	1	Grease Nipple	
76	234259M91	1	Spindle	(D)
				Left Hand
76	794016M92	1	Spindle	(E)
				Left Hand
77		1	Spindle	ORDER APPROPRIATE ASSEMBLY
78	234250M1	1	Bush	
79	11626D	1	Bush	(F)
80	234245M91	1	Arm	(D)
81		1	Arm	(D)
				Not Serviced, Order 234245M91
82	234246M1	1	Bush	(D)
83	362001X1	X	Washer	(D)
84	792384M1	1	Washer	(D)
85	352438X1	1	Circlip	(D)
86	832074M1	1	Nut	
87	832076M1	1	End	
88	890124M2	1	Seal	
89	376267X1	1	Nut Unf	

(A)
NO LONGER SERVICED, USE 234465M91 WITH ITEMS
MARKE D C AT REFS. 26, 62, 64 AND 65

(B)
USE ONLY WITH 791150M91 'A' FRAME ASSEMBLY

(C)
USE ONLY WITH 234465M91 'A' FRAME ASSEMBLY

(D)
Up to Serial or Engine Number 2225

(E)

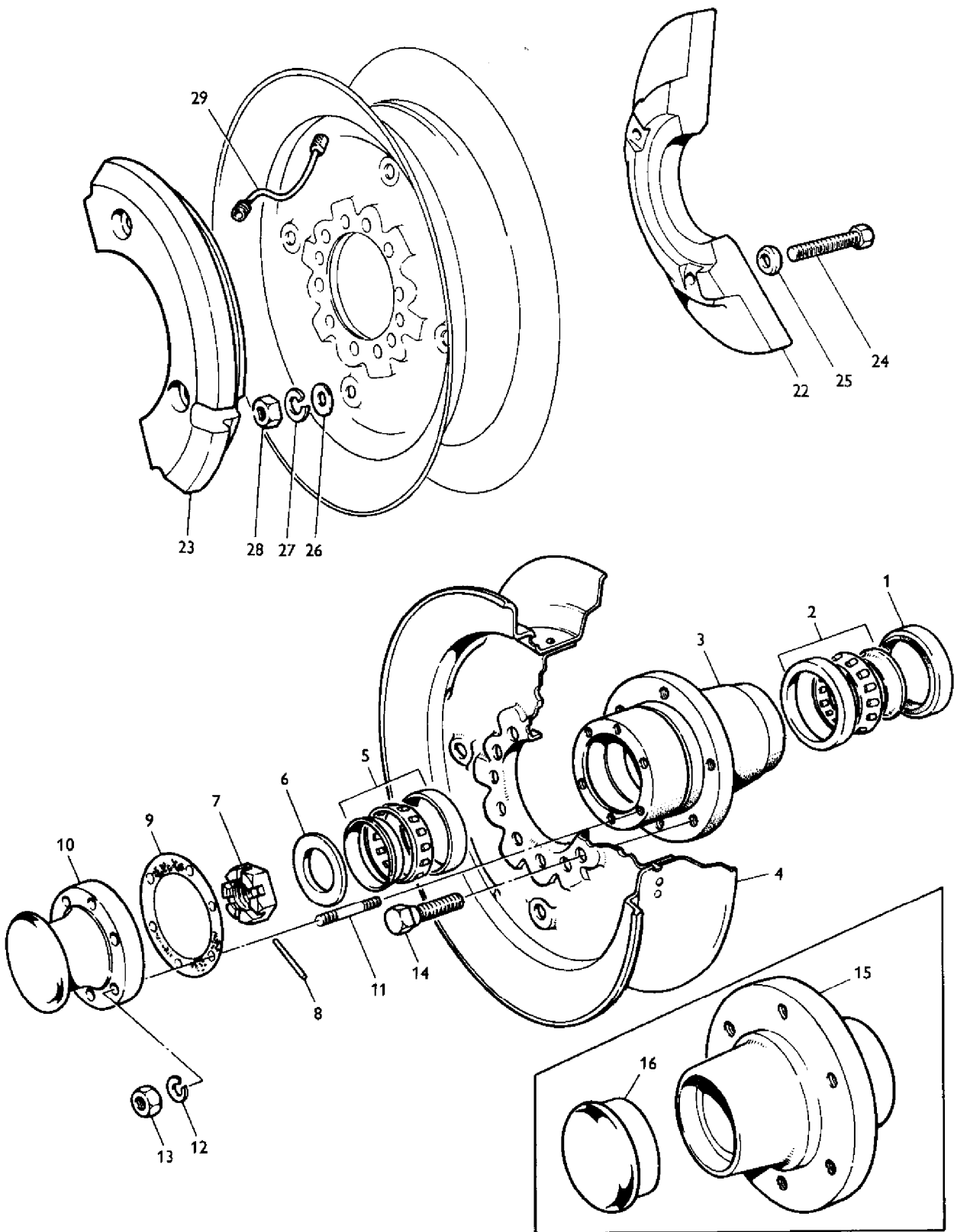
From Serial or Engine Number 2226

(F)

QUANTITY 2 REQUIRED FOR 234259M91 ASSEMBLY

REAR WHEELS AND WEIGHTS

CPO.1962



AGCO Corporation
Parts List Report

Massey Ferguson (Europe)
MF 500 COMBINE
Page 332 - REAR WHEELS & WEIGHTS

Item	Part Number	Qty	Part Description	Comments
1	831776M1	2	Seal	
2	791266M91	2	Bearing	
3	794763M1	2	Hub	(B)
4	832075M2	2	Disc	16"
5	1851800M91	2	Bearing Assy	
6	353776X1	2	Washer	
7	353929X1	2	Nut Unf	
8	375090X1	2	Pin	
9	794826M1	2	Gasket	(B)
10	794764M1	2	Cap	(B)
11	353966X1	12	Stud	(B)
12	353432X1	12	Lock Washer	(B)
13	353426X1	12	Nut Unf	(B)
14	GK4207	12	Bolt	
15	226556M1	2	Hub	(A)
16	852109M1	2	Cap	(A)
22	790667M1	4	Weight	(C)
23	790668M2	4	Weight	(D, E, F)
24	353605X1	8	Bolt Unf	(G)
24	796726M1	8	Bolt	(H)
24	796727M1	8	Bolt	(J)
25	793367M1	8	Cone	(J)
26	353773X1	16	Washer	
27	353439X1	8	Lock Washer	
28	353437X1	8	Nut Unf	
29	792271M1	2	Extension	

(A)
Up to Serial or Engine Number 3913

(B)
From Serial or Engine Number 3914

(C)
FOR USE ON MACHINES WITH 12', 14' OR 16' TABLE ONLY

(D)
REQUIRED FOR SINGLE OUTER WEIGHTS ON MACHINES WITH 10' TABLE

(E)
REQUIRED FOR DOUBLE WEIGHTS ON MACHINES WITH 12', 14' OR 16' TABLE

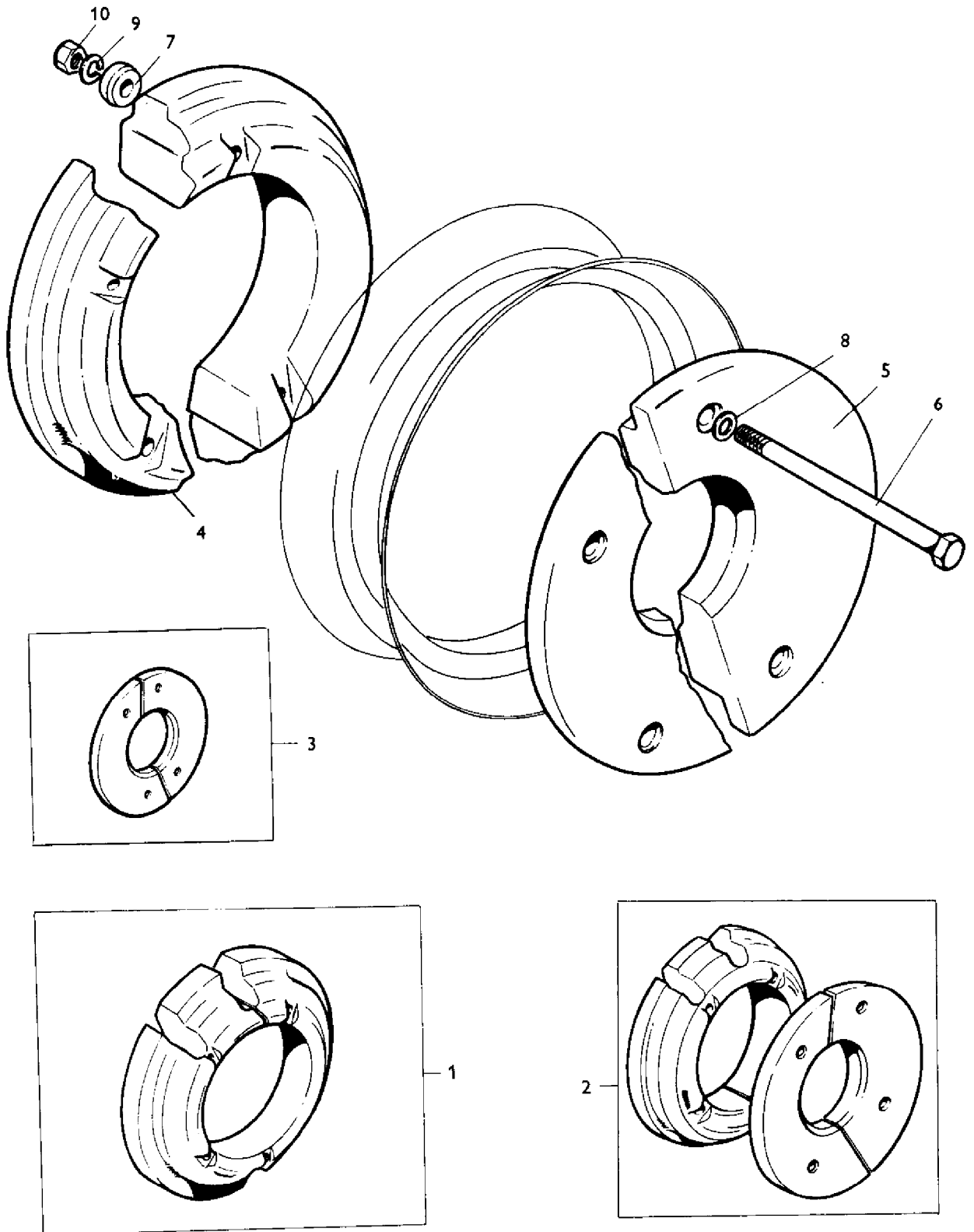
(F)
QUANTITY 8 REQUIRED WHEN TRIPLE WEIGHTS
ARE FITTED

(G)
FOR USE WITH SINGLE WEIGHTS ONLY

(H)
FOR USE WITH DOUBLE WEIGHTS ONLY

(J)
FOR USE WITH TRIPLE WEIGHTS ONLY

CPO.1963/1



AGCO Corporation
Parts List Report

Massey Ferguson (Europe)

MF 500 COMBINE

Page 335 - WHEEL WEIGHT CONVERSION KITS

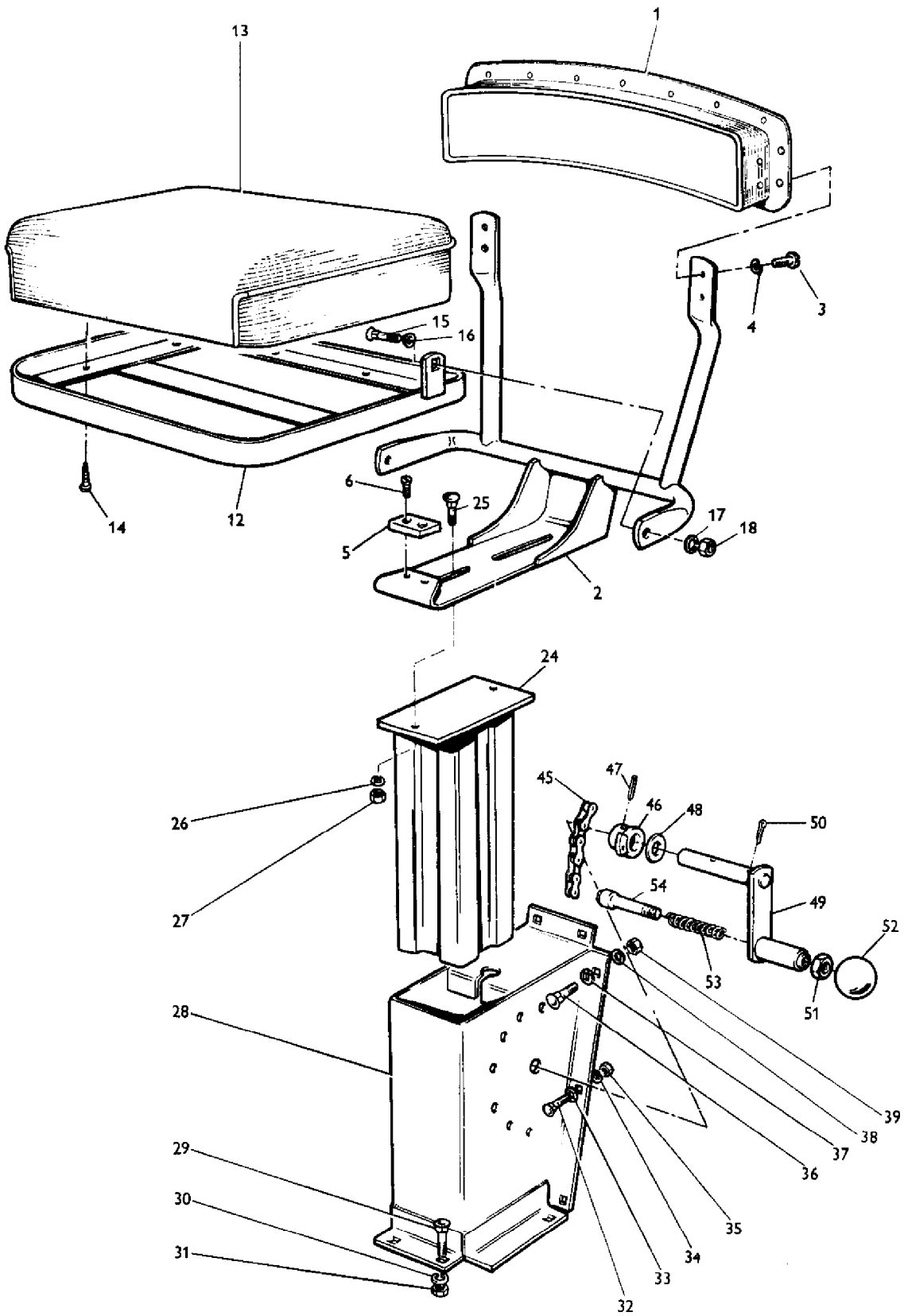
Item	Part Number	Qty	Part Description	Comments
1	794456M91	X	Kit, Conversion	
2	794460M91	X	Kit, Conversion	
3	785166M91	X	Kit, Conversion	
4	790668M1	4	Wheel	(A)
5	790667M1	4	Weight	(B)
6	796727M1	8	Bolt	(A)
6	796726M1	8	Bolt	(C)
7	793367M1	8	Cone	(A)
8	353773X1	16	Washer	
9	353439X1	8	Lock Washer	
10	353437X1	8	Nut Unf	

(A)
INCLUDED IN CONVERSION KIT 794456M91 AND
794460M91 ONLY

(B)
INCLUDED IN CONVERSION KIT 794460M91 AND
785166M91 ONLY

(C)
INCLUDED IN CONVERSION KIT 785166M91 ONLY

CPO.1964/1



AGCO Corporation
Parts List Report

Massey Ferguson (Europe)
MF 500 COMBINE
Page 336 - OPERATORS SEAT

Item	Part Number	Qty	Part Description	Comments
1	791991M91	1	Latex	
2	233699M91	1	Seat	
3	353971X1	4	Screw	
4	353441X1	4	Lock Washer	
5	181319M1	1	Bumper	
6	354023X1	2	Screw Unc	
12	233689M91	1	Seat	
13	791990M1	1	Seat	
14	10667X	6	Screw	
15	375642X1	2	Bolt Unf	
16	793265M1	2	Trunnion	
17	353432X1	2	Lock Washer	
18	353426X1	2	Nut Unf	
24	233708M91	1	Pedestal	
25	353827X1	2	Bolt Unf	
26	353432X1	2	Lock Washer	
27	353426X1	2	Nut Unf	
28	233714M92	1	Support	
29	353792X1	3	Bolt Unf	
30	353446X1	3	Lock Washer	
31	353916X1	3	Nut Unf	
32	353791X1	7	Bolt Unf	
33	355802X1	7	Washer	
34	353446X1	7	Lock Washer	
35	353916X1	7	Nut Unf	
36	353792X1	1	Bolt Unf	
37	355802X1	1	Washer	
38	353446X1	1	Lock Washer	
39	353916X1	1	Nut Unf	
45	233713M91	1	Chain	(A)
46	233696M91	1	Hub	
47	14643X	1	Pin	
48	GB1715	2	Washer	
49	233693M91	1	Crank	
50	354078X1	1	Pin	
51	375111X1	1	Nut Unc	
52	205612M1	1	Knob	
53	70356M1	1	Spring	
54	233692M1	1	Plunger	

(A)

FOR DETAILS REFER PAGE 431

AGCO Corporation
Parts List Report

Massey Ferguson (Europe)
MF 500 COMBINE
Page 339 - OPERATORS PLATFORM

Item	Part Number	Qty	Part Description	Comments
1	228646M91	1	Tool Box	
2	353516X1	8	Screw Unf	
3	353446X1	8	Lock Washer	
4	353755X1	8	Washer	
5	353536X1	1	Screw Unf	
6	355619X1	2	Washer	
7	353434X1	1	Lock Washer	
8	353431X1	1	Nut Unf	
9	233559M1	1	Bearer	Right Hand
10	233558M1	1	Bearer	Left Hand
11	353970X1	6	Screw Unc	
12	353754X1	6	Washer	
13	353441X1	6	Lock Washer	
14	355564X1	6	Nut Unc	
20	792169M91	1	Door	
21	205439M1	1	Stem	
22	792171M92	1	Handle	
22	792172M2	1	Handle	Alternative
23	361050X1	1	Spacer	
24	228659M1	1	Latch	
25	353441X1	1	Lock Washer	
26	353918X1	1	Nut Unf	
32	228597M91	1	Side	
33	832139M1	7	Stud	
34	832154M1	2	Trunnion	
35	831786M1	9	Stud	
36	355149X1	2	Screw	
37	353446X1	2	Lock Washer	
38	355565X1	2	Nut Unc	
44	228637M91	1	Handle	
45	353792X1	4	Bolt Unf	
46	353446X1	4	Lock Washer	
47	353916X1	4	Nut Unf	
48	228626M91	1	Ladder	(C)
48	794417M91	1	Ladder	(D)
49	230572M1	2	Pin	
50	230573M1	2	Stem	
51	354039X1	4	Cotter	
52	230574M91	1	Arm	

53	Z250	1	Spring	
54	354055X1	1	Pin	
55	360603X1	1	Stem	
61	792303M93	1	Ramp	(C)
61	794759M91	1	Ramp	(D)
62	230564M92	1	Rail	
63	353792X1	3	Bolt Unf	
64	353446X1	3	Lock Washer	
65	353916X1	3	Nut Unf	
66	230826M91	1	Support	
67	353517X1	4	Screw Unf	
68	353446X1	4	Lock Washer	
69	353916X1	4	Nut Unf	
70	230570M91	1	Bracket	(C)
70	794430M91	1	Bracket	(D)
71	230567M91	1	Bracket	(C)
71	794429M91	1	Bracket	(D)
72	353792X1	8	Bolt Unf	
73	353446X1	8	Lock Washer	
74	353916X1	8	Nut Unf	
80	230829M1	1	Brace	(C)
80	794422M1	1	Brace	(D)
81	353518X1	2	Screw Unf	
82	353755X1	2	Washer	
83	353446X1	2	Lock Washer	
84	353916X1	2	Nut Unf	
85	228606M91	1	Extension	
86	234489M91	1	Skirt	
87	1881497M1	X	Band	6' X 1"
88	792304M91	1	Rail	(A)
88	793459M91	1	Rail	(B)
89	353807X1	4	Screw Unf	
90	353434X1	4	Lock Washer	
91	353431X1	4	Nut Unf	
97	796001M91	1	Support	
98	353519X1	2	Screw Unf	
99	353446X1	2	Lock Washer	
100	353916X1	2	Nut Unf	
101	353517X1	2	Screw Unf	
102	353755X1	2	Washer	
103	353446X1	2	Lock Washer	
104	353916X1	2	Nut Unf	
105	353560X1	2	Screw Unf	
106	353432X1	2	Lock Washer	
107	353426X1	2	Nut Unf	
113	228615M91	1	Platform	

114	791950M1	1	Plate	ENGLISH
114	792185M1	1	Plate	FRENCH
114	792211M1	1	Plate	GERMAN
114	792183M1	1	Plate	SPANISH
115	360359X1	4	Screw	
116	353517X1	2	Screw Unf	
117	353446X1	2	Lock Washer	
118	353916X1	2	Nut Unf	
119	353517X1	2	Screw Unf	
120	353446X1	2	Lock Washer	
121	353916X1	2	Nut Unf	
122	353792X1	3	Bolt Unf	
123	353446X1	3	Lock Washer	
124	353916X1	3	Nut Unf	
125	353521X1	2	Bolt Unf	
126	353446X1	2	Lock Washer	
127	353916X1	2	Nut Unf	
133	359038X1	1	Bolt Unf	
134	353446X1	1	Lock Washer	
135	353916X1	1	Nut Unf	
136	353529X1	3	Bolt Unf	
137	353446X1	3	Lock Washer	
138	353916X1	3	Nut Unf	
139	1881497M1	X	Band	6' X 1"
140	353970X1	8	Screw Unc	
141	353754X1	8	Washer	
142	353441X1	8	Lock Washer	
143	355564X1	8	Nut Unc	
149	230983M91	1	Stiffener	
150	230577M1	1	Bracket	
151	353517X1	1	Screw Unf	
152	353446X1	1	Lock Washer	
153	353916X1	1	Nut Unf	
154	353559X1	1	Screw Unf	
155	353432X1	1	Lock Washer	
156	353426X1	1	Nut Unf	
162	790654M91	1	Rail	(A)
162	793452M91	1	Rail	(B)
163	360602X1	3	Pin	
164	353527X1	1	Screw	
165	353446X1	1	Lock Washer	
166	353519X1	2	Screw Unf	
167	353446X1	2	Lock Washer	
168	353916X1	2	Nut Unf	
169	1881497M1	X	Band	6' X 1"
175	794894M91	1	Folder	(E)

176	794892M1	1	Step	
177	794891M1	1	Bracket	Left Hand
178	794889M1	1	Distance Piece	
179	353785X1	4	Bolt Unf	
180	353441X1	4	Lock Washer	
181	353918X1	4	Nut Unf	
182	794893M1	2	Strap	
183	353563X1	2	Bolt Unf	
184	353760X1	2	Flat Washers	
185	794890M1	1	Bracket	Right Hand

(A)
Up to Serial or Engine Number 2225

(B)
From Serial or Engine Number 2226

(C)
Up to Serial or Engine Number 2989

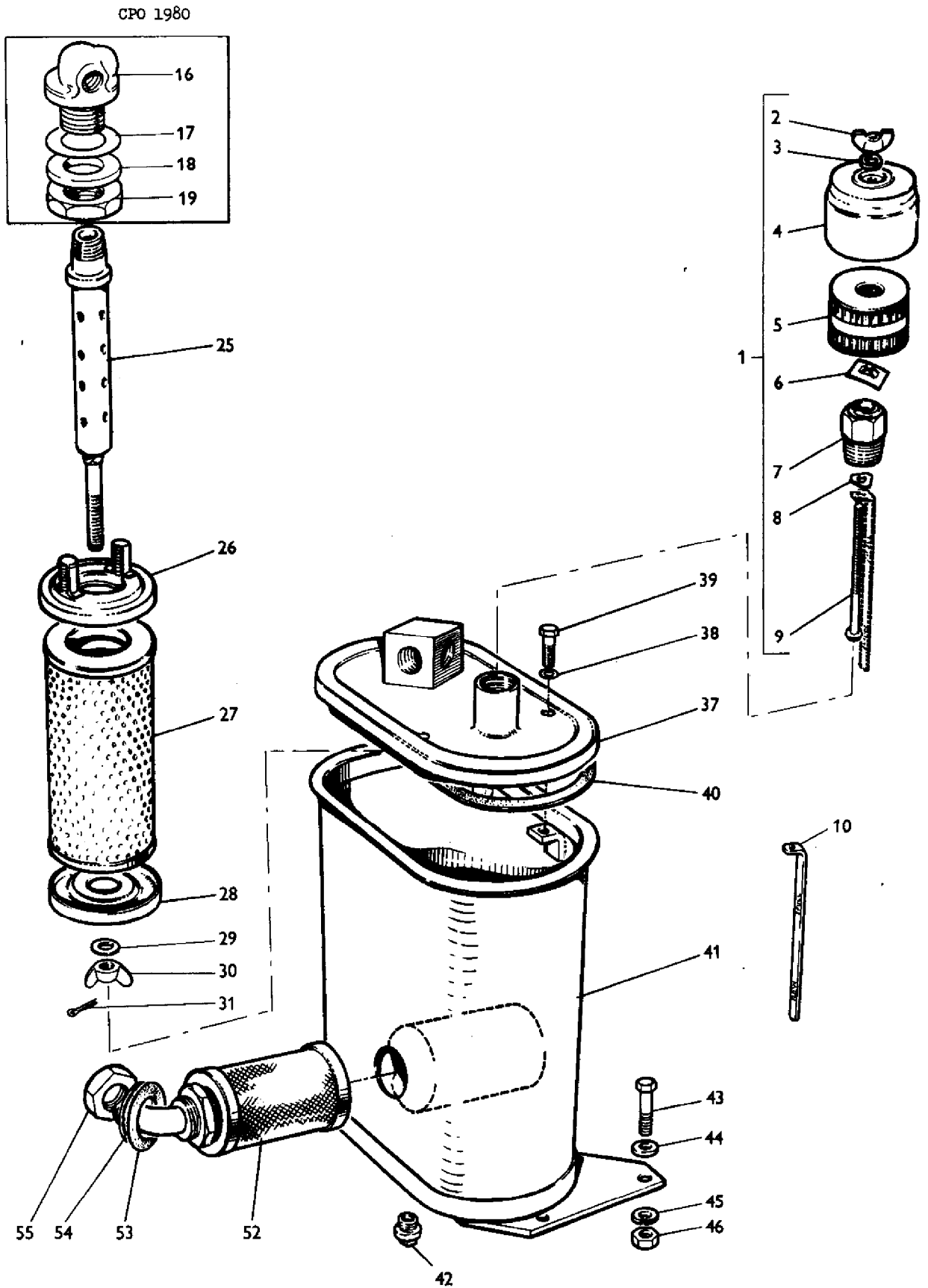
(D)
From Serial or Engine Number 2990

(E)
From Serial or Engine Number 2426
Up to Serial or Engine Number 2990

AGCO Corporation
Parts List Report

Massey Ferguson (Europe)
MF 500 COMBINE
Page 344 - HYDRAULIC PUMP DRIVE

Item	Part Number	Qty	Part Description	Comments
1	233626M91	1	Shaft	
2	233623M91	1	Bolt	
3	353432X1	1	Lock Washer	
4	353426X1	1	Nut Unf	
5	233625M1	1	Trunnion	
6	233635M2	1	Pulley	
7	200191M1	1	Nipple	
8	832688M1	1	Bearing Ball	
9	355973X1	1	Circlip	
10	361225X1	1	Washer	
11	353924X1	1	Nut Unf	
12	354050X1	1	Pin	
18	233633M91	1	Pulley	
19		1	Pulley	Not Serviced, Order 233633M91
20	353747X1	2	Screw Unc	
21	375110X1	2	Nut Unc	
22	204220M1	1	Bearing	
23	230381M1	1	Belt	
24	233950M1	1	Belt	
30	233637M1	1	Shaft	
31	MP1398	1	Key Door	
32	233636M1	1	Bracket	
33	204220M1	1	Bearing	
34	208221M1	1	Ring	
35	22289X	1	Circlip	
36	353426X1	1	Nut Unf	
37	353432X1	1	Lock Washer	
38	353757X1	1	Washer	
39	796704M91	1	Plate	
40	353426X1	2	Nut Unf	
41	353432X1	2	Lock Washer	
42	353757X1	1	Washer	
43	353426X1	1	Nut Unf	
44	353428X1	1	Nut Unf	



AGCO Corporation
Parts List Report

Massey Ferguson (Europe)
MF 500 COMBINE
Page 347 - HYDRAULIC TANK

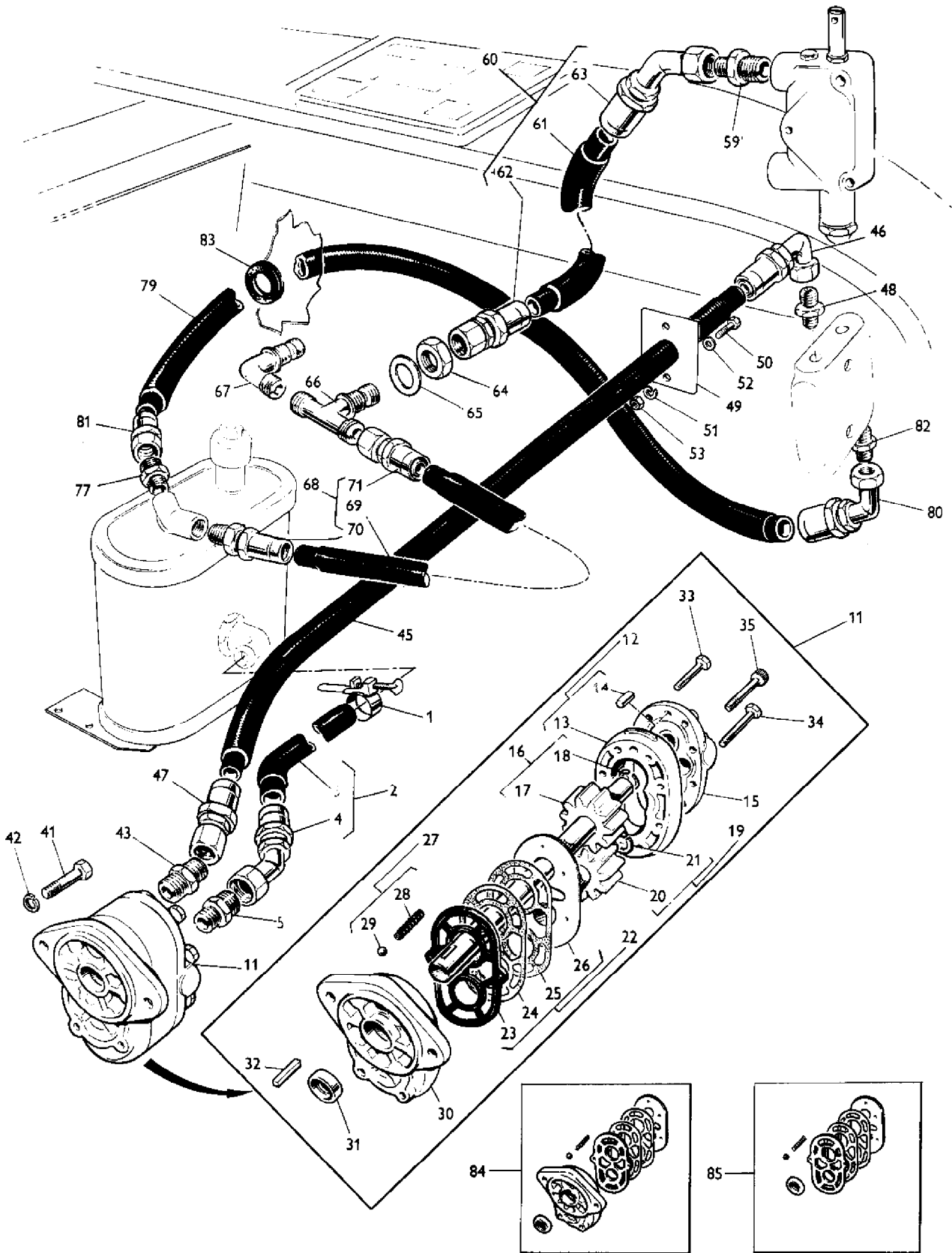
Item	Part Number	Qty	Part Description	Comments
1	223227M91	1	Breather	
2	355590X1	1	Nut	
3	1509100M1	1	Washer	
4	1509102M1	1	Cover	
5	1509101M1	1	Element	
6	355633X1	1	Nut	
7		1	Body	Not Serviced, Order 223227M91
8	29781X	1	Washer	
9	1509103M1	1	Bolt	
10	228523M1	1	Dipstick	(A)
10	794997M1	1	Dipstick	(B)
16	228524M1	1	Connection	(A)
17	792417M1	1	Seal	(A)
18	361004X1	1	Washer	(A)
19	832188M1	1	Nut	(A)
25	228530M91	1	Pipe	(A)
25	794669M91	1	Tube	(B)
26	228532M1	1	Non Return Valve	
27	228529M1	1	Filter	
28	222340M1	1	Cap	
29	353757X1	1	Washer	
30	355585X1	1	Nut Unf	
31	354057X1	1	Pin	
37	233515M91	1	Cover	(A)
37	794999M91	1	Cover	(B)
38	831596M1	4	Washer	
39	353681X1	4	Bolt Unc	
40	233517M1	1	Gasket	
41	233518M91	1	Body	
42	375181X1	1	Plug	
43	353559X1	4	Screw Unf	
44	353772X1	4	Washer	
45	353432X1	4	Lock Washer	
46	353426X1	4	Nut Unf	
52	233523M91	1	Strainer	
53	792417M1	1	Seal	
54	376975X1	1	Gasket	
55	832188M1	1	Nut	

(A)

From Serial or Engine Number 3913
(B)
Up to Serial or Engine Number 3914

HYDRAULIC PUMP ARRANGEMENT
UP TO SERIAL NO. 2225

CPC 1981



AGCO Corporation
Parts List Report

Massey Ferguson (Europe)

MF 500 COMBINE

Page 348 - HYDRAULIC PUMP ARRANGEMENT UP TO SERIAL NO. 2225

Item	Part Number	Qty	Part Description	Comments
				Up to Serial or Engine Number 2225
1	832203M1	1	Clip	
2	895505M91	1	Hose	(A)
3	895450M1	1	Hose	(B) 1" BORE X 10"
4	895506M1	1	Union	
5	832161M91	1	Connector	
11	233230M91	1	Hydraulic Pump	
12	1400164M91	1	Body	
13		1	Body	Not Serviced, Order 1400164M91
14	1400165M1	2	Dowel	
15	1018068M91	1	Backplate	
16	1020290M91	1	Shaft	
17		1	Gear	Not Serviced, Order 1020290M91
18	1754669M1	2	Circlip	NO LONGER SERVICED
19	1400166M1	1	Shaft	
20		1	Gear	Not Serviced, Order 1400166M1
21	1754669M1	2	Circlip	NO LONGER SERVICED
22	835629M91	1	Orifice Plate	(C, E)
23		1	Diaphragm	Not Serviced, Order 835629M91
24		1	Seal	Not Serviced, Order 835629M91
25		1	Gasket	Not Serviced, Order 835629M91
26		1	Gasket	Not Serviced, Order 835629M91
27	835644M91	1	Kit	(C, E)
28		2	Spring	Not Serviced, Order 835644M91
29		2	Ball	Not Serviced, Order 835644M91
30	1400155M1	1	Plate	(C)
31	1018066M1	1	Seal	(C, E)
32	832473M1	1	Key Door	
33	354615X1	4	Bolt Unc	
34	354619X1	2	Bolt Unc	
35	1400176M1	2	Screw	
41	353692X1	2	Screw Unc	
42	353434X1	2	Lock Washer	
43	835013M91	2	Union	
44	895538M91	1	Hose	(A)
45	895546M1	1	Hose	(G) 1/2" BORE
46	895550M1	1	Union	90 {0}

47	895551M1	1	Union	
48	835013M91	1	Union	
49	233239M1	1	Seal	
50	353517X1	2	Screw Unf	
51	353446X1	2	Lock Washer	
52	353755X1	4	Washer	
53	353916X1	2	Nut Unf	
59	360202X91	1	Connector	(H)
59	832475M91	1	Union	(J)
60	895540M91	1	Hose	(A)
61	895548M1	1	Hose	(G)
				1/2" BORE
62	895551M1	1	Union	
63	895552M1	1	Union	135 {0}
64	355574X1	1	Nut Unf	
65	353763X1	1	Washer	
66	361192X1	1	Teepiece	(J)
67	361195X1	1	Elbow	(H)
68	895539M91	1	Hose	(A)
69	895549M1	1	Hose	(G)
				1/2" BORE
70	895553M1	1	Union	
71	895551M1	1	Union	
77	835013M91	1	Union	
78	895428M91	1	Hose	(A)
79	895403M1	1	Hose	(K)
80	895387M1	1	Union	135 {0}
81	895382M1	1	Union	
82	832185M1	1	Connection	
83	361190X1	1	Bush	
84	835533M91	X	Section	(D)
85	835645M91	X	Parts Pack	(F)
				(A)
				Not Serviced, Order DETAILS
				(B)
				Not Serviced, Order 895454M1 (30') OR
				895455M1 (60')
				(C)
				INCLUDED IN REPAIR KIT 835533M91
				(D)
				INCLUDES ITEMS MARKED (C)
				(E)
				INCLUDED IN REPAIR KIT 835645M91
				(F)
				INCLUDES ITEMS MARKED (E)
				(G)

Not Serviced, Order 895053M1 (30') OR
895173M1 (60')

(H)

USE WITH 233236M94 CONTROL VALVE

(J)

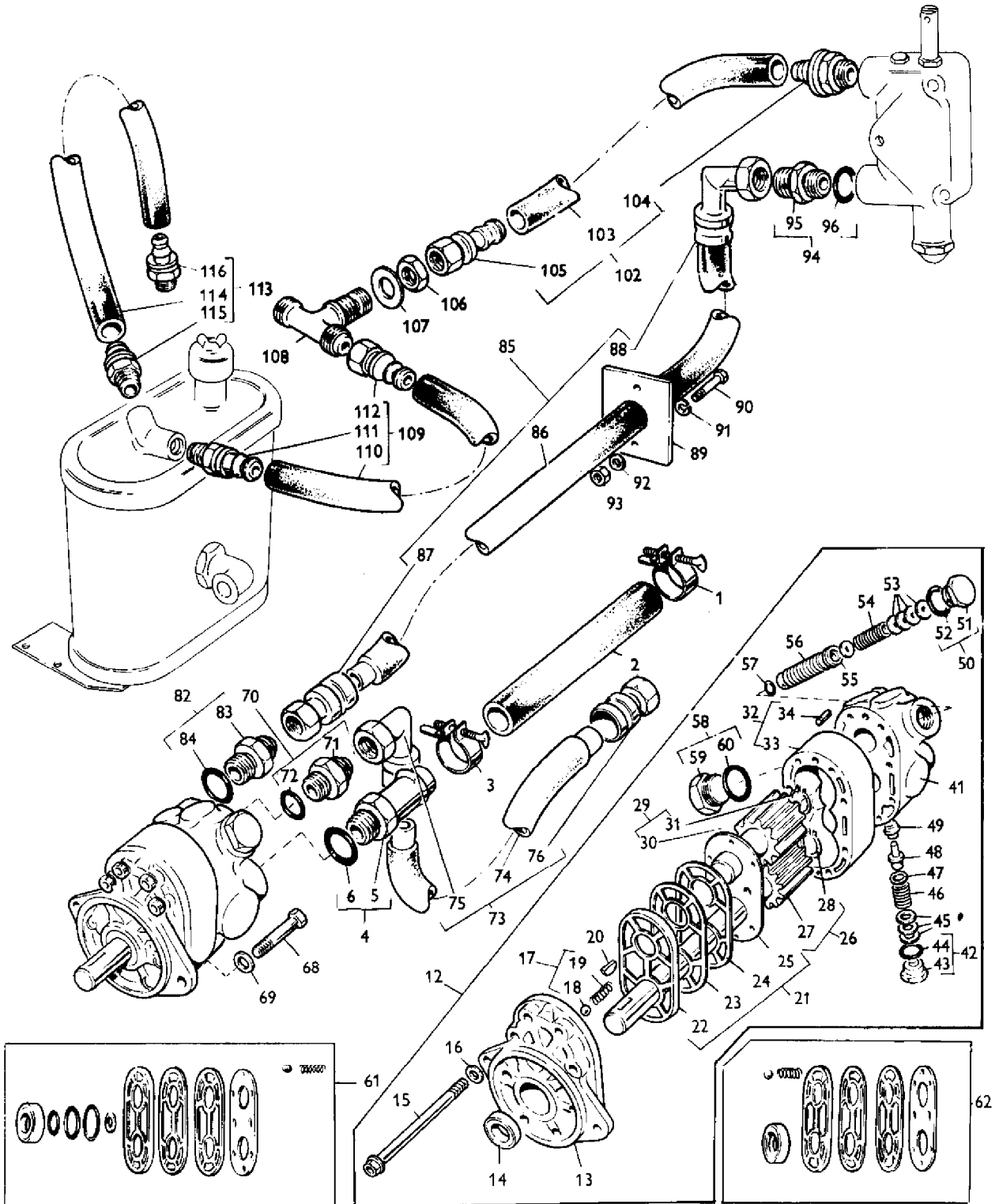
USE WITH 233238M94 CONTROL VALVE

(K)

Not Serviced, Order 895022M1 (30') OR
895173M1 (60')

HYDRAULIC PUMP ARRANGEMENT
FROM SERIAL NO. 2226

CPO 1982/1



AGCO Corporation
Parts List Report

Massey Ferguson (Europe)
MF 500 COMBINE

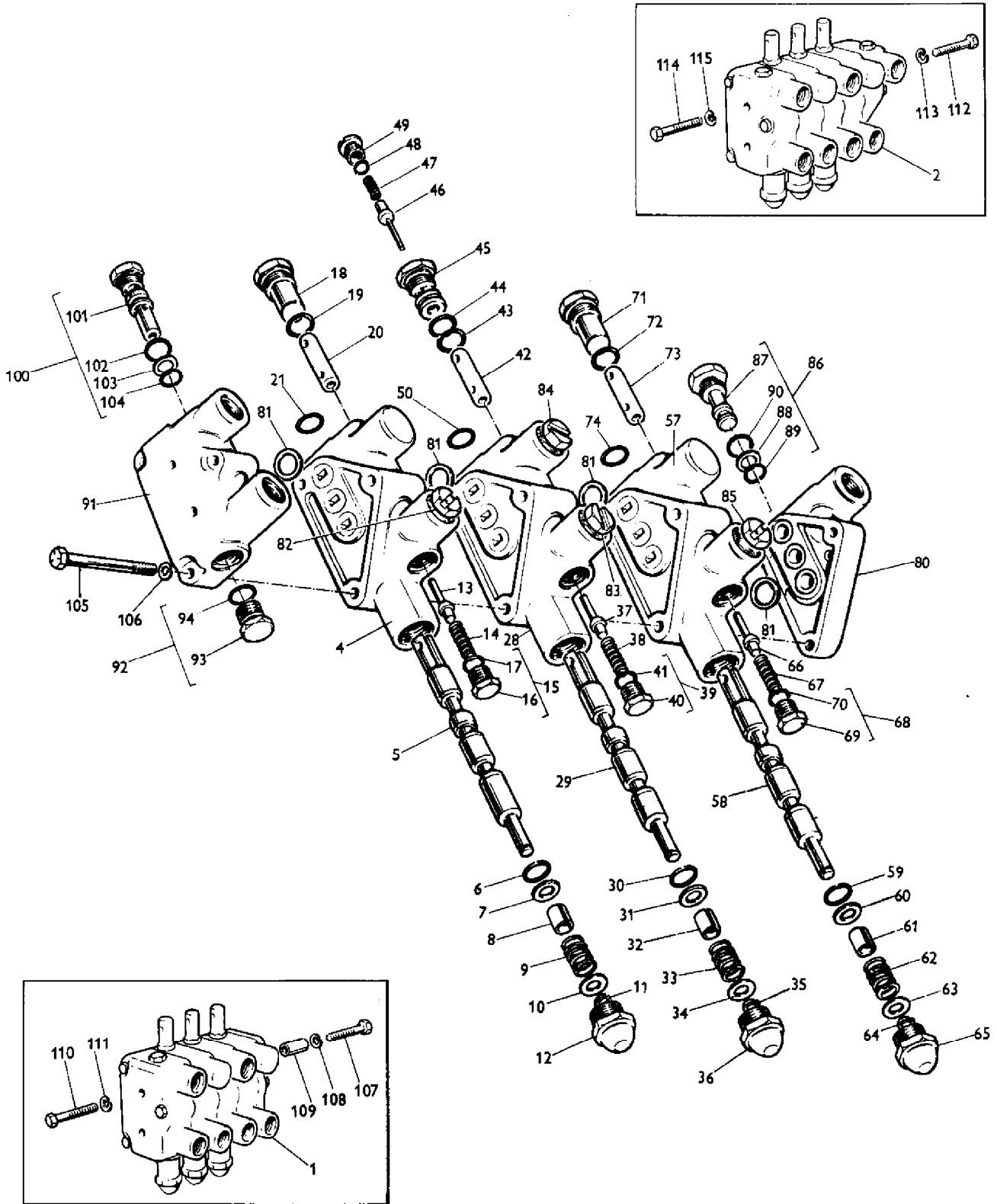
Page 352 - HYDRAULIC PUMP ARRANGEMENT UP TO SERIAL NO. 2225

Item	Part Number	Qty	Part Description	Comments
				From Serial or Engine Number 2226
1	832203M1	1	Clip	
2	895690M1	1	Hydr Hose	Not Serviced, Order 895706M1 (30')
3	832203M1	1	Clip	
4	895666M91	1	Connection	
5		1	Connector	Not Serviced, Order 895666M91
6	835025M1	1	O Ring	
12	793885M91	1	Pump	
13	1020331M91	1	Plate	
14	1018066M1	1	Seal	(A, C)
15	1024134M1	8	Screw	
16	1020334M1	8	Washer	(A, C)
17	835644M91	1	Kit	(A, C)
18		2	Ball	Not Serviced, Order 835644M91
19		2	Spring	Not Serviced, Order 835644M91
20	832473M1	1	Key Door	
21	835629M91	1	Orifice Plate	(A, C)
22		1	Diaphragm	Not Serviced, Order 835629M91
23		1	Seal	Not Serviced, Order 835629M91
24		1	Gasket	Not Serviced, Order 835629M91
25		1	Gasket	Not Serviced, Order 835629M91
26	1882813M91	1	Drive Gear	
27		10	Gear	Not Serviced, Order 1882813M91
28	1754669M1	2	Circlip	NO LONGER SERVICED
29	1882814M91	1	Idler	
30		1	Gear	Not Serviced, Order 1882814M91
31	1754669M1	2	Circlip	NO LONGER SERVICED
32	894952M91	1	Parts Pack	
33		1	Body	Not Serviced, Order 894952M91
34	1882811M1	2	Dowel	Not Serviced, Order 894952M91
40	894949M91	1	Parts Pack	
41		1	Backplate	Not Serviced, Order 894949M91
42	1882862M91	1	Plug	
43		1	Plug	Not Serviced, Order 1882862M91
44	195562M1	1	O Ring	(A)
45		X	Shim	Not Serviced, Order 1882862M91
46		1	Spring	Not Serviced, Order 1882862M91
47		1	Shim	Not Serviced, Order 1882862M91
48	1020337M91	1	Non Return Valve	

49		1	Seat	
50	1882863M91	1	Plug	
51		1	Plug	Not Serviced, Order 1882863M91
52		1	O Ring	(A)
53		X	Disc	Not Serviced, Order 894949M91
54		1	Spring	Not Serviced, Order 894949M91
55		1	Sleeve	Not Serviced, Order 894949M91
56		1	Spool	Not Serviced, Order 894949M91
57		3	O Ring	Not Serviced, Order 894949M91
58	1882864M91	1	Plug	
59		1	Plug	Not Serviced, Order 1882864M91
60	831617M1	1	Ring	(A)
61	835761M91	X	Gasket	(B)
62	894953M91	X	Parts Pack	(D)
68	353692X1	2	Screw Unc	
69	353434X1	2	Lock Washer	
70	835091M91	1	Connector	
71		1	Connector	Not Serviced, Order 835091M91
72	831452M1	1	O Ring	
73	794803M91	1	Hose	(E)
74	794815M1	1	Hose	(H)
				3/8" BORE X 14.1/4"
75	895378M1	1	Elbow	90 {0}
76	895379M1	1	Union	
82	835013M91	1	Union	
83		1	Connector	Not Serviced, Order 835013M91
84	1882958M1	1	O Ring	
85	794793M91	1	Hose	(E)
86	794807M1	1	Hose	(F)
				1/2" BORE
87	895551M1	1	Union	
88	895550M1	1	Union	90 {0}
89	233239M1	1	Seal	
90	353517X1	2	Screw Unf	
91	353446X1	2	Lock Washer	
92	353755X1	4	Washer	
93	353916X1	2	Nut Unf	
94	832475M91	1	Union	
95		1	Connector	Not Serviced, Order 832475M91
96	1852568M1	1	O Ring	
102	895682M91	1	Hose	(E)
103	895683M1	1	Hose	(G)
				1/2" BORE X 14"
104	895684M1	1	Union	
105	895680M1	1	Union	
106	355574X1	1	Nut Unf	

107	353763X1	1	Washer	
108	361195X1	1	Elbow	(J)
108	361192X1	1	Teepiece	(K)
109	895685M91	1	Hose	(E)
110	895683M1	1	Hose	(G)
				1/2" BORE X 14"
111	895686M1	1	Union	
112	895680M1	1	Union	
113	895688M91	1	Hose	(E)
114	895674M1	1	Hose	(F)
				1/2" BORE X 9"
115	895686M1	1	Union	
116	895689M1	1	Union	
				(A)
				INCLUDED IN SEAL REPAIR KIT 835761M91
				(B)
				INCLUDES ITEMS MARKED (A)
				(C)
				INCLUDED IN FRONT PLATE REPAIR KIT 894953M91
				(D)
				INCLUDES ITEMS MARKED (C)
				(E)
				Not Serviced, Order DETAILS
				(F)
				Not Serviced, Order 895053M1 (30') OR
				895173M1 (60')
				(G)
				Not Serviced, Order 895704M1 (30') OR
				895705M1 (60')
				(H)
				Not Serviced, Order 895022M1 (30') OR
				895171M1 (60')
				(J)
				REQUIRED WHEN HYDRAULIC UNLOADER VALVE
				NOT FITTED
				(K)
				REQUIRED WHEN HYDRAULIC UNLOADER VALVE
				IS FITTED

CPO 1983



AGCO Corporation
Parts List Report

Massey Ferguson (Europe)
MF 500 COMBINE
Page 356 - CONTROL VALVE

Item	Part Number	Qty	Part Description	Comments
1	233236M94	1	Control Valve	(A)
1	796330M92	1	Valve	
2	233238M94	1	Distributor	(B)
2	796331M92	1	Valve	
3	1508858M92	1	Valve	(D)
3	785719M91	1	Section	(E)
4		1	Body	ORDER APPROPRIATE ASSEMBLY
5		1	Spool	ORDER APPROPRIATE ASSEMBLY
6	1508879M1	1	Ring	(C)
7	1085792M1	1	Washer	
8	1509482M1	1	Sleeve	
9	1509483M1	1	Spring	(D)
9	795662M1	1	Spring	(E)
10	1509488M1	1	Washer	
11	1509489M1	1	Ring	
12	1509481M91	1	Cap	
13		1	Poppet	(C)
14	1508874M1	1	Spring	
15	1509462M91	1	Plug	
16		1	Plug	Not Serviced, Order 1509462M91
17	1000557M1	1	Gasket	(C)
18	1508875M1	1	Plug	
19	851134M1	1	O Ring	(C)
20	1017919M1	1	Plunger	
21	1508879M1	1	Ring	(C)
27	445798M91	1	Body	
28		1	Body	Not Serviced, Order 445798M91
29		1	Spool	Not Serviced, Order 445798M91
30	1508879M1	1	Ring	(C)
31	1085792M1	1	Washer	
32	1509482M1	1	Sleeve	
33	1509483M1	1	Spring	
34	1509488M1	1	Washer	
35	1509489M1	1	Ring	
36	1509481M91	1	Cap	
37		1	Poppet	(C)
38	1508874M1	1	Spring	
39	1509462M91	1	Plug	
40		1	Plug	Not Serviced, Order 1509462M91

41	1000557M1	1	Gasket	(C)
42	1509485M1	1	Plunger	
43		1	O Ring	(C)
44		1	O Ring	(C)
45	1017917M1	1	Plug	
46		1	Poppet	(C)
47	1508874M1	1	Spring	
48		1	O Ring	(C)
49	1020289M1	1	Plug	
50	1508879M1	1	Ring	(C)
56	1018142M91	1	Valve	
57		1	Body	Not Serviced, Order 1018142M91
58		1	Spool	Not Serviced, Order 1018142M91
59	1508879M1	1	Ring	
60	1085792M1	1	Washer	
61	1509482M1	1	Sleeve	
62	1509483M1	1	Spring	
63	1509488M1	1	Washer	
64	1509489M1	1	Ring	
65	1509481M91	1	Cap	
66		1	Poppet	
67	1508874M1	1	Spring	
68	1509462M91	1	Plug	
69		1	Plug	Not Serviced, Order 1509462M91
70	1000557M1	1	Gasket	
71	1508875M1	1	Plug	
72	851134M1	1	O Ring	(C)
73	1017919M1	1	Plunger	
74	1508879M1	1	Ring	(C)
80	1020323M1	1	Plate	(F)
80	1508680M1	1	Plate	(G)
81		12	O Ring	(C, F)
81		10	O Ring	(C, G)
81		1	O Ring	(C, G)
82	1025480M1	1	Orifice Plate	
83	1020286M1	1	Orifice Plate	
84	1020287M1	1	Orifice Plate	
85	1020288M1	1	Orifice Plate	
86	1020324M91	1	Plug	(F)
87		1	Plug	Not Serviced, Order 1020324M91
88		1	Washer	(C)
89		1	O Ring	(C)
90		1	O Ring	(C)
91	1509460M91	1	Flange	
92	1509462M91	1	Plug	
93		1	Plug	Not Serviced, Order 1509462M91

94	1000557M1	1	Gasket	(C)
100	1804703M91	1	Valve	
101		1	Valve	Not Serviced, Order 1804703M91
102	851134M1	1	O Ring	(C)
103	1024129M1	1	Washer	(C)
104	851258M1	1	O Ring	(C)
105	361105X1	3	Bolt Unc	
106	353446X1	3	Lock Washer	
107	354262X1	1	Bolt Unc	(G)
108	353434X1	1	Lock Washer	(G)
109	200457M1	1	Bush	(G)
110	353690X1	2	Screw Unc	(G)
111	353434X1	2	Lock Washer	(G)
112	353688X1	1	Screw Unc	(F)
113	353434X1	1	Lock Washer	(F)
114	353690X1	2	Screw Unc	(F)
115	353434X1	2	Lock Washer	(F)

(A)

Not Serviced, Order 796330M92

(B)

Not Serviced, Order 796331M92

(C)

FOR SEALS AND POPPETS REFER TO VALVE SEAL KITS

(D)

USED WHEN AUTOMATIC TABLE HEIGHT CONTROL IS NOT FI TTED

(E)

USED WHEN AUTOMATIC TABLE HEIGHT CONTROL IS FITTED

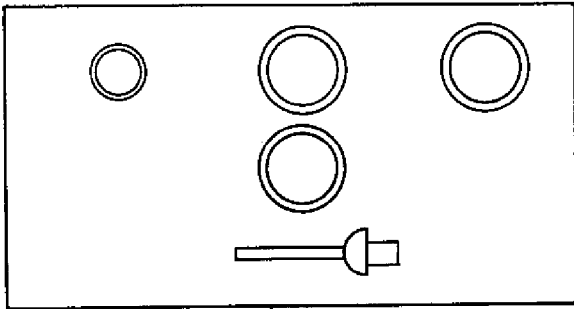
(F)

FOR VALVE WITH POWER DISCHARGE

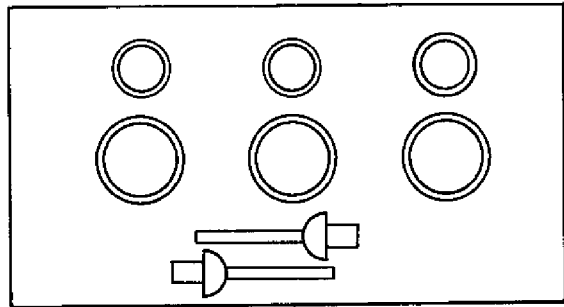
(G)

FOR VALVE WITHOUT POWER DISCHARGE

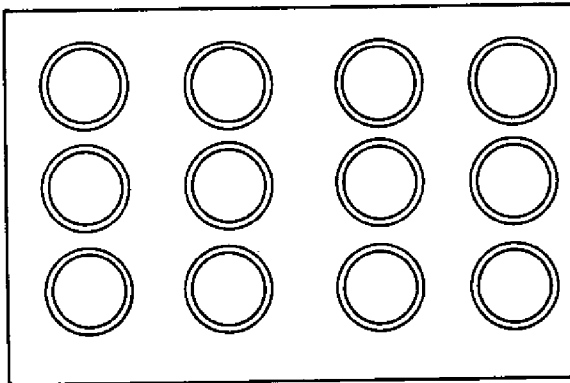
CPO 1984



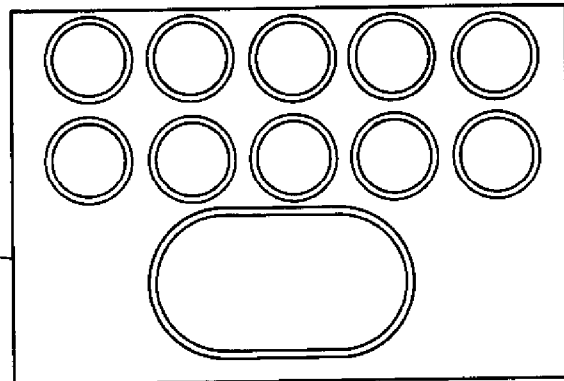
1



2



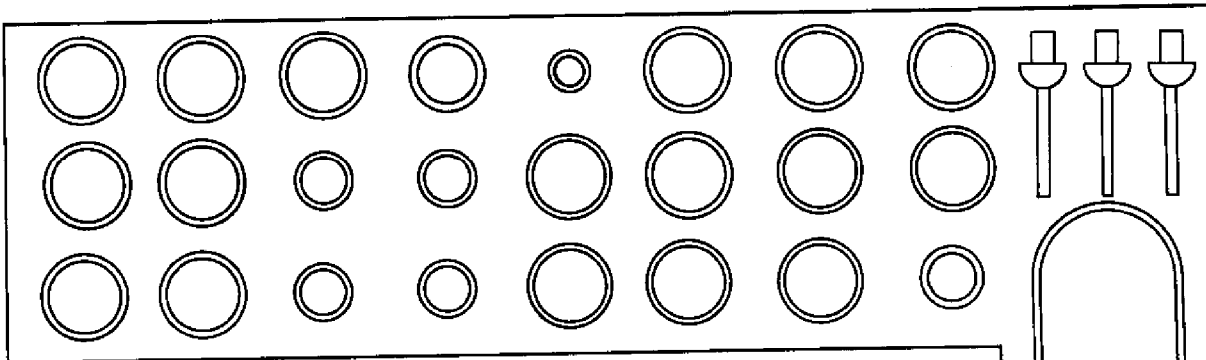
3



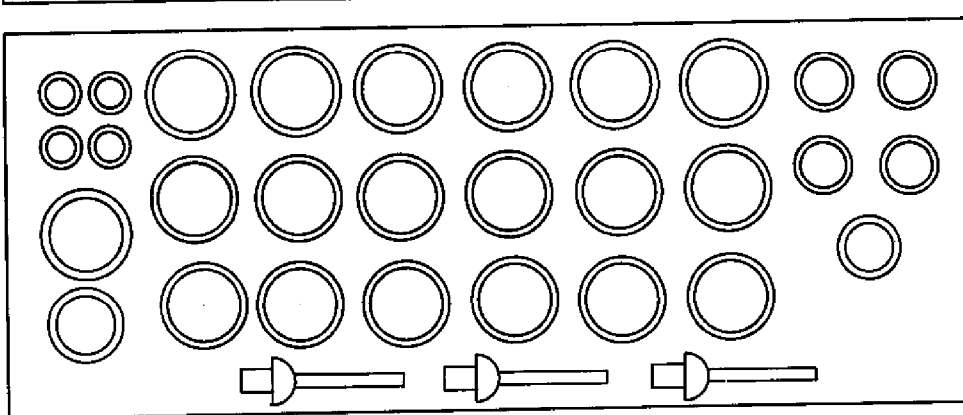
4



5



6



7

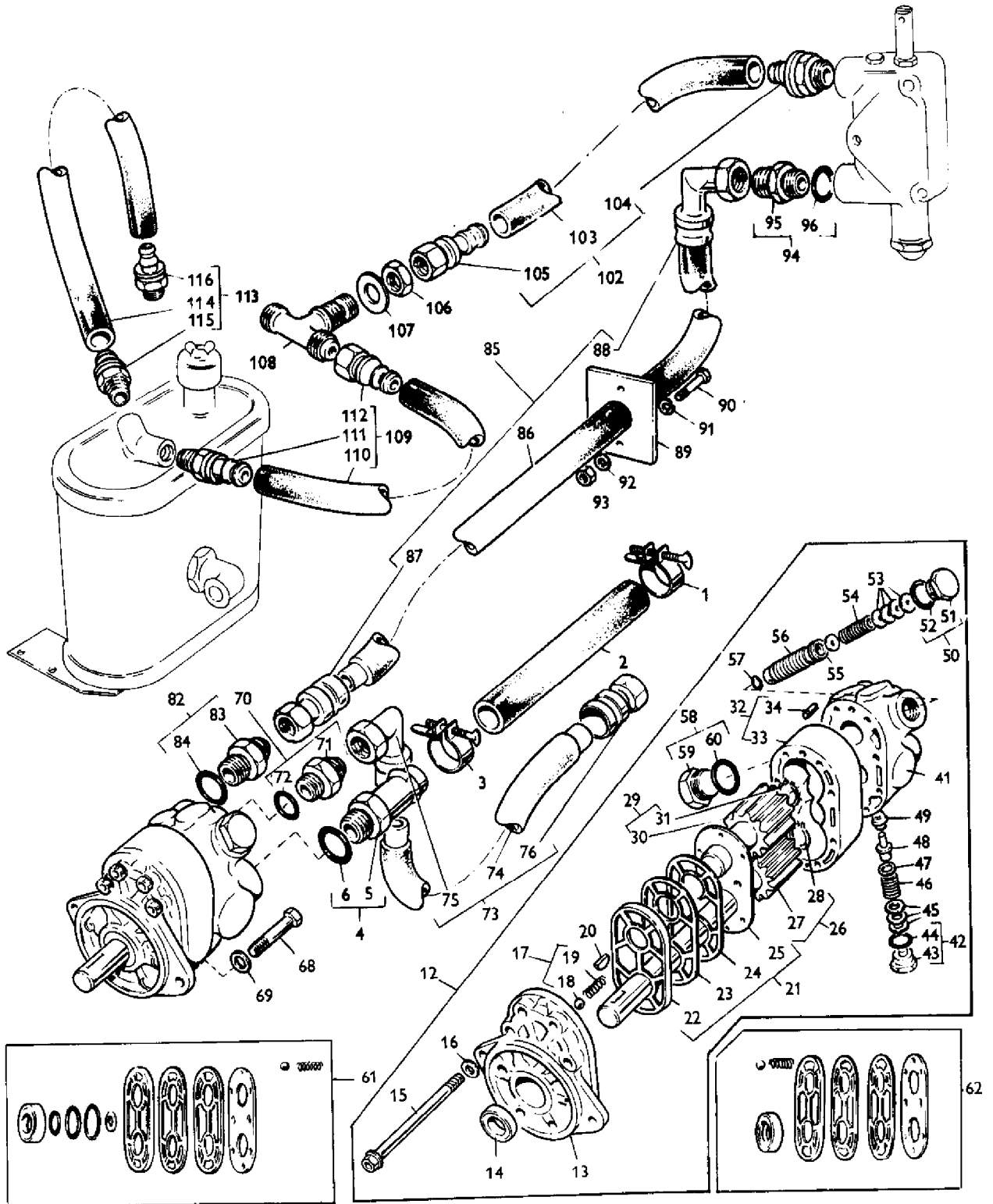
AGCO Corporation
Parts List Report

Massey Ferguson (Europe)
MF 500 COMBINE
Page 360 - VALVE SEAL KITS

Item	Part Number	Qty	Part Description	Comments
1	835620M91	X	Gasket	
2	835621M91	X	Gasket	
3	835616M91	X	Gasket	
4	835633M91	X	Gasket	
5	835631M91	X	Gasket	
6	835632M91	X	Gasket	INCL. REF. 1, 2, 4 A ND 5
7	835630M91	X	Gasket	INCL. REF. 1, 2, 3 A ND 5

TABLE LIFT ARRANGEMENT
UP TO SERIAL NO. 2225

CPO 1985/1



AGCO Corporation
Parts List Report

Massey Ferguson (Europe)

MF 500 COMBINE

Page 363 - TABLE LIFT ARRANGEMENT UP TO SERIAL NO. 2225

Item	Part Number	Qty	Part Description	Comments
1	358743X91	1	Union	
2	895433M91	1	Hose	(C)
3	895431M1	1	Hose	(D) 1/2" BORE
4	895386M1	1	Union	90 {0}
5	895389M1	1	Nut	
6	832559M1	1	Bush	
7	793433M91	1	Tube	
8	230781M1	2	Clamp	
9	354198X1	2	Screw Unc	
10	353445X1	2	Lock Washer	
16	361194X1	1	Elbow	
17	356614X1	1	Nut Unf	
18	793435M91		Tube Assy	
19	356560X1	1	Teepiece	
20	793429M91	1	Tube	
21	360711X1	2	Clip	
22	353517X1	2	Screw Unf	
23	353446X1	2	Lock Washer	
24	353916X1	2	Nut Unf	
25	356376X1	2	Elbow	
26	895432M91	2	Hose	(C)
27	895430M1	1	Hose	(D) 1/2" BORE
28	895389M1	1	Nut	
29	895386M1	1	Union	90 {0}
30	358743X91	2	Union	
36	233619M91	2	Ram	(A)
36	793884M91	2	Cylinder	(B)
37	1020301M91	1	Barrel	(A)
37	1881810M91	1	Barrel	(B)
38	1020300M1	1	Rod	(A)
38	1882826M91	1	Stem	(B)
39		1	O Ring	(E)
40		1	Washer	(E)
41		1	Seal	(E)
42		1	Ring	(E)
43	835628M91	X	Gasket	(F)

49	233253M1	2	Pin	(B)
50	764257M1	2	Pin	(B)
51	791553M1	2	Clevis Pin	(A)
51	793445M1	2	Clevis Pin	(B)
52	354091X1	4	Pin	
53	791546M1	2	Spring	(A)
53	234473M1	2	Spring	(B)
54	796903M1	2	Spacer	(B)
55	234475M1	2	Stop	(B)
56	791545M91	2	Plunger	(A)
56	791544M91	2	Plunger	(A)
57	791554M91	2	Clevis Pin	(A)
58	353676X1	2	Screw Unc	(A)
59	353446X1	2	Lock Washer	(A)
60	791549M91	2	Stub	(A)

(A)

Up to Serial or Engine Number 1432

(B)

From Serial or Engine Number 1433

Up to Serial or Engine Number 2225

(C)

Not Serviced, Order DETAILS

(D)

Not Serviced, Order 895053M1 (30') OR

895173M1 (60')

(E)

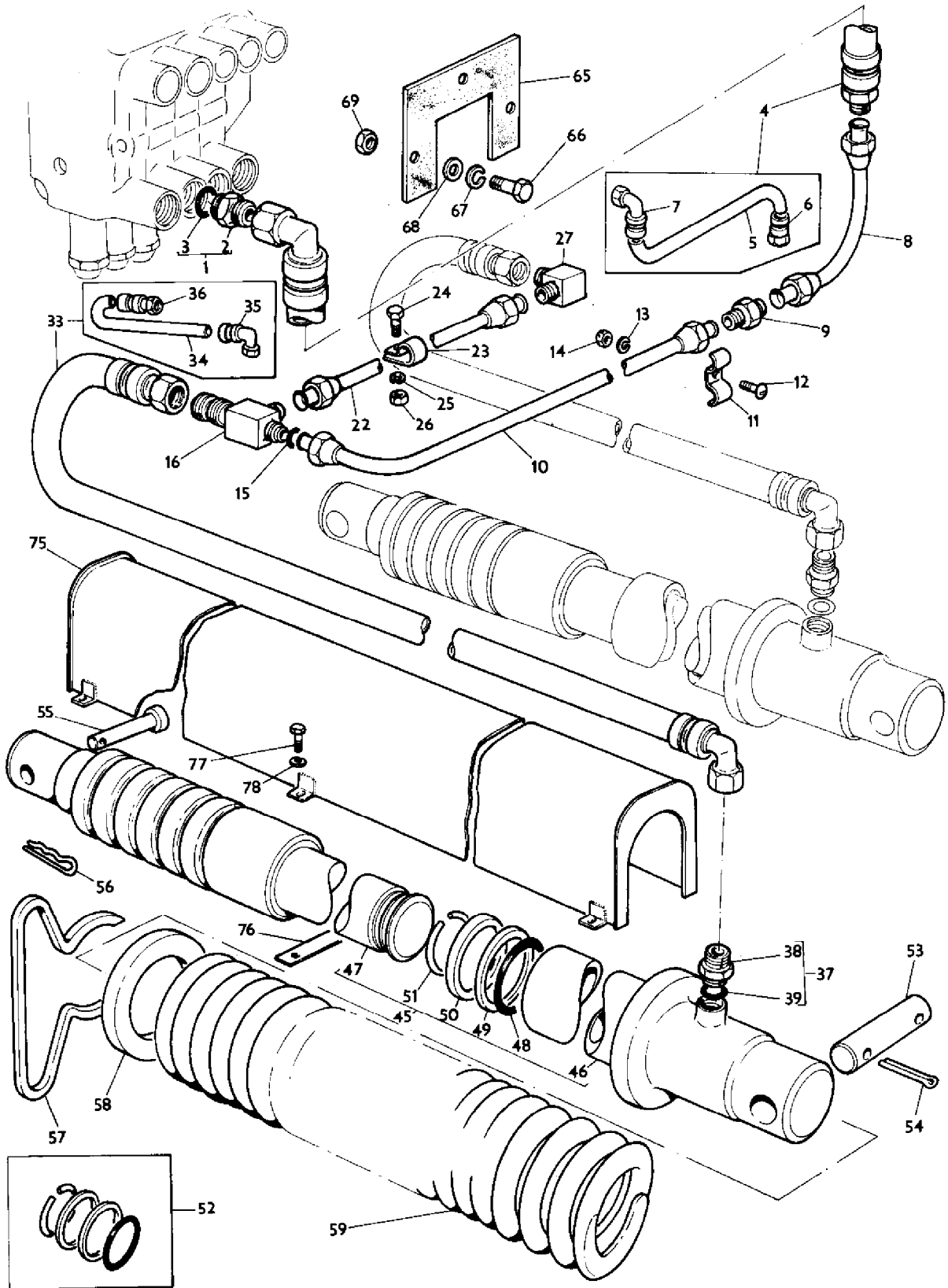
INCLUDED IN SEAL REPAIR KIT 835628M91

(F)

INCLUDES ITEMS MARKED (E)

TABLE LIFT ARRANGEMENT
FROM SERIAL NO. 2226

CPO 1986/1



AGCO Corporation
Parts List Report

Massey Ferguson (Europe)

MF 500 COMBINE

Page 364 - TABLE LIFT ARRANGEMENT FROM SERIAL NO. 2226

Item	Part Number	Qty	Part Description	Comments
				From Serial or Engine Number 2226
1	832475M91	1	Union	
2		1	Connector	Not Serviced, Order 832475M91
3	1852568M1	1	O Ring	
4	794794M91	1	Hose	(C)
5	794809M1	1	Hose	(D) 1/2" BORE
6	895481M1	1	End	
7	895550M1	1	Union	90 {0}
8	794150M91	1	Tube	
9	355528X1	1	Connection	
10	794012M92	1	Tube	
11	230781M1	1	Clamp	
12	354198X1	1	Screw Unc	
13	353445X1	1	Lock Washer	
14	356614X1	1	Nut Unf	
15	344158X1	2	Washer	
16	895664M1	1	Teepiece	
22	794050M91	1	Tube	
23	361219X1	2	Clip	
24	353517X1	2	Screw Unf	
25	353446X1	2	Lock Washer	
26	353916X1	2	Nut Unf	
27	356375X1	1	Elbow	90 {0}
33	794795M91	2	Hose	(C)
34	794810M1	1	Hose	(E) 3/8" BORE
35	895378M1	1	Elbow	90 {0}
36	895382M1	1	Union	
37	360202M1	2	Connector	
38		1	Connector	Not Serviced, Order 360202M1
39	1852568M1	1	O Ring	
45	793884M91	2	Cylinder	
46	1881810M91	1	Barrel	
47	1882826M91	1	Stem	
48		1	O Ring	(A)
49		1	Washer	(A)
50		1	Seal	(A)
51		1	Ring	(A)

52	835628M91	X	Gasket	(B)
53	793445M1	2	Clevis Pin	
54	354091X1	4	Pin	
55	233253M1	2	Pin	
56	764257M1	2	Pin	
57	234475M1	2	Stop	
58	796903M1	2	Spacer	
59	234473M1	2	Spring	
65	794174M1	1	Plate	
66	353517X1	3	Screw Unf	
67	353755X1	3	Washer	
68	353446X1	3	Lock Washer	
69	353916X1	3	Nut Unf	
75	796817M91	1	Support	
76	796904M91	3	Strap	
77	353518X1	6	Screw Unf	
78	353446X1	6	Lock Washer	

(A)

INCLUDED IN SEAL REPAIR KIT 835628M91

(B)

INCLUDES ITEMS MARKED (A)

(C)

Not Serviced, Order DETAILS

(D)

Not Serviced, Order 895053M1 (30') OR

895173M1 (60')

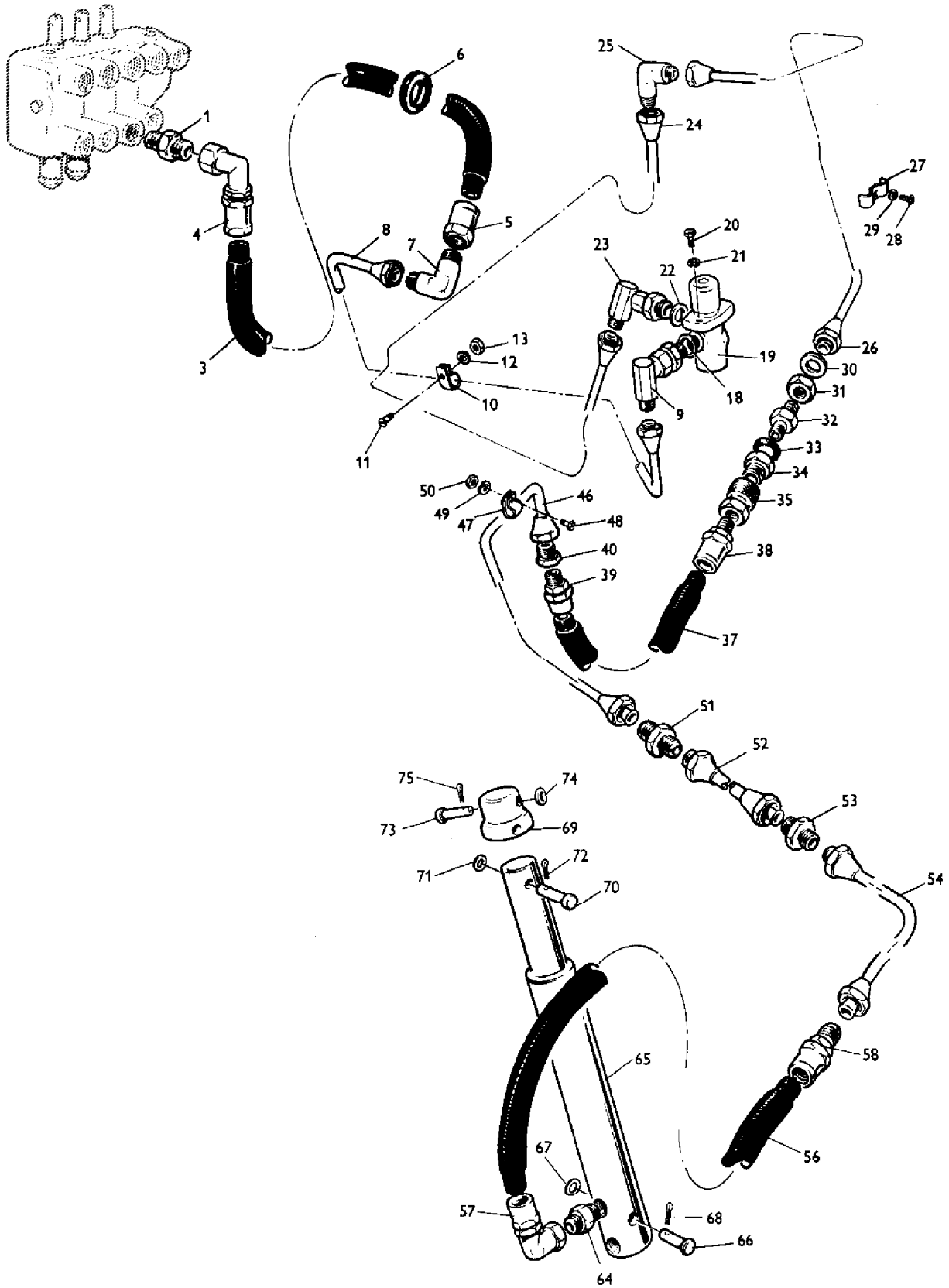
(E)

Not Serviced, Order 895022M1 (30') OR

895171M1 (60')

REEL LIFT ARRANGEMENT, MASTER CYLINDER
UP TO SERIAL NO. 2225

CPO 1987/1



AGCO Corporation
Parts List Report

Massey Ferguson (Europe)

MF 500 COMBINE

Page 368 - REEL LIFT ARRANGEMENT, MASTER CYLINDER UP TO SERIAL NO. 2225

Item	Part Number	Qty	Part Description	Comments
1	832475M91	1	Union	(J)
1	360202X91	1	Connector	(K)
2	895425M91	1	Hose	(G)
3	895401M1	1	Hose	(H) 3/8" BORE
4	895378M1	1	Elbow	90 {0}
5	895382M1	1	Union	
6	361190X1	1	Bush	
7	356375X1	1	Elbow	
8	790876M91	1	Tube Assy	
9	790966M91	1	Elbow	
10	360710X1	2	Clip	
11	355150X1	2	Screw Unc	
12	353755X1	2	Washer	
13	375108X1	2	Nut Unc	
18	826238M1	1	Seal	
19	1883142M91	1	Pressure Valve	
20	353577X1	2	Bolt Unf	
21	353446X1	2	Lock Washer	
22	826238M1	1	Seal	
23	790966M91	1	Elbow	
24	790878M91	1	Tube	
25	356375X1	1	Elbow	
26	790877M91	1	Tube	
27	230781M1	2	Clamp	
28	354198X1	2	Screw Unc	
29	353445X1	2	Lock Washer	
30	353759X1	1	Washer	
31	355830X1	1	Locknut	
32	356266X1	1	Union	
33	831452M1	1	O Ring	(E)
34	236995M1	1	Union	(E)
35	236994M1	1	Union	(E)
36	895643M91	1	Hose	(G)
37	895555M1	1	Hose	(H) 3/8" BORE
38	895338M1	1	Union	
39	895379M1	1	Union	
40	361081X1	1	Bush	(A, E)

46	791557M91	1	Tube	
47	360710X1	1	Clip	
48	353515X1	1	Screw Unf	
49	353446X1	1	Lock Washer	
50	353916X1	1	Nut Unf	
51	355529X1	1	Union	
52	790621M91	1	Tube	
52	790625M91	1	Tube Assy	
53	355529X1	1	Union	
54	792388M91	1	Tube	
55	895414M91	1	Hose	(G)
56	895027M1	1	Hose	(H)
				3/8" BORE
57	895378M1	1	Elbow	90 {0}
58	895379M1	1	Union	
64	354469X1	1	Connector	
65	233621M92	1	Ram	
65	793100M91	1	Cylinder	(B)
66	195401M1	1	Pin	
67	353758X1	1	Washer	
68	354066X1	1	Pin	
69	792317M1	1	Extension	(C)
				Left Hand
69	792408M1	1	Extension	(D)
				Left Hand
70	195398M1	1	Clevis Pin	
71	353773X1	1	Washer	
72	354066X1	1	Pin	
73	195411M1	1	Pin	
74	353773X1	1	Washer	
75	354066X1	1	Pin	
	793261M91	X	Coupling	(F)
				(A)
				REQUIRED PRIOR TO 895643M91 HOSE ASSEMBLY
				FITTED
				(B)
				CYLINDER ASSEMBLY FOR INCREASED REEL LIFT
				(C)
				USE ONLY WITH 233621M92
				(D)
				USE ONLY WITH 793100M91
				(E)
				INCLUDED IN COUPLING KIT 793261M91
				(F)
				INCLUDES ITEMS MARKED (E)
				(G)

Not Serviced, Order DETAILS

(H)

Not Serviced, Order 895022M1 (30') OR
895171M1 (60')

(J)

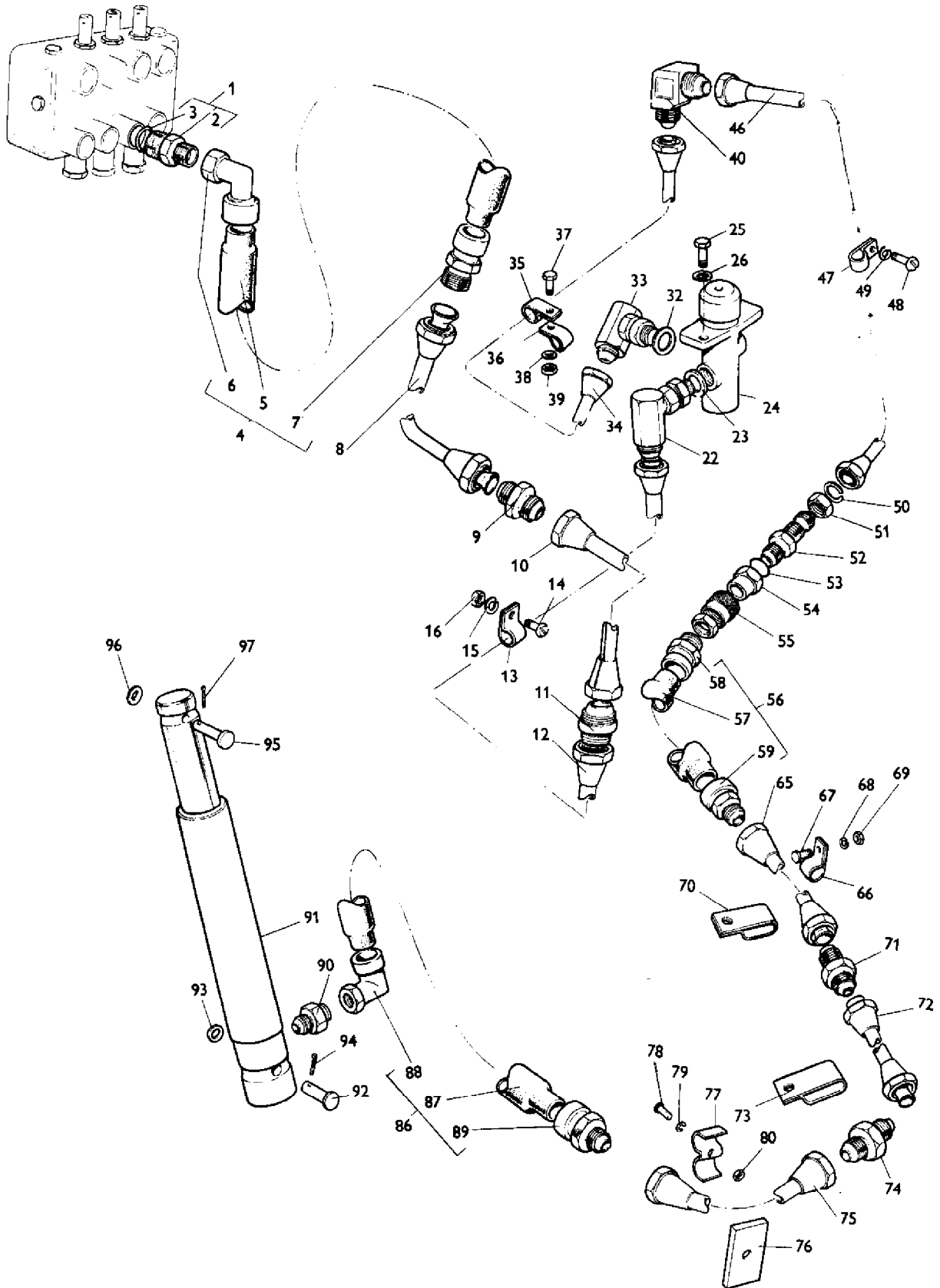
USE ONLY WITH 233238M92

(K)

USE ONLY WITH 233236M92

REEL LIFT ARRANGEMENT, MASTER CYLINDER
FROM SERIAL NO. 2226 - UP TO SERIAL NO. 5196

CPO 1988



AGCO Corporation
Parts List Report

Massey Ferguson (Europe)
MF 500 COMBINE

Page 372 - REEL LIFT ARRANGEMENT, MASTER CYLINDER FROM SERIALNO. 2226 - UP TO SERIAL
NO. 5196

Item	Part Number	Qty	Part Description	Comments
				From Serial or Engine Number 2226 Up to Serial or Engine Number 5196
1	360202X91	1	Connector	
2		1	Connector	Not Serviced, Order 360202X91
3	1852568M1	1	O Ring	
4	794797M91	1	Hose	(A)
5	794814M1	1	Hose	(B) 3/8" X 10.1/4"
6	895378M1	1	Elbow	90 {0}
7	895379M1	1	Union	
8	794152M91	1	Tube	
9	355529X1	1	Union	
10	794154M91	1	Tube	
11	355529X1	1	Union	
12	794156M91	1	Tube	
13	360710X1	2	Clip	
14	355150X1	2	Screw Unc	
15	353755X1	2	Washer	
16	375108X1	2	Nut Unc	
22	790966M91	1	Elbow	
23	826238M1	1	Seal	
24	1883142M91	1	Pressure Valve	
25	353517X1	2	Screw Unf	
26	353446X1	2	Lock Washer	
32	826238M1	1	Seal	
33	790966M91	1	Elbow	
34	790878M91	1	Tube	
35	360710X1	2	Clip	
36	360031X1	2	Clip	
37	353518X1	2	Screw Unf	
38	353755X1	2	Washer	
39	353917X1	2	Nut Unf	
40	356375X1	1	Elbow	90 {0}
46	790877M91	1	Tube	
47	230781M1	1	Clamp	
48	355125X1	1	Screw	
49	353445X1	1	Lock Washer	
50	353759X1	1	Washer	

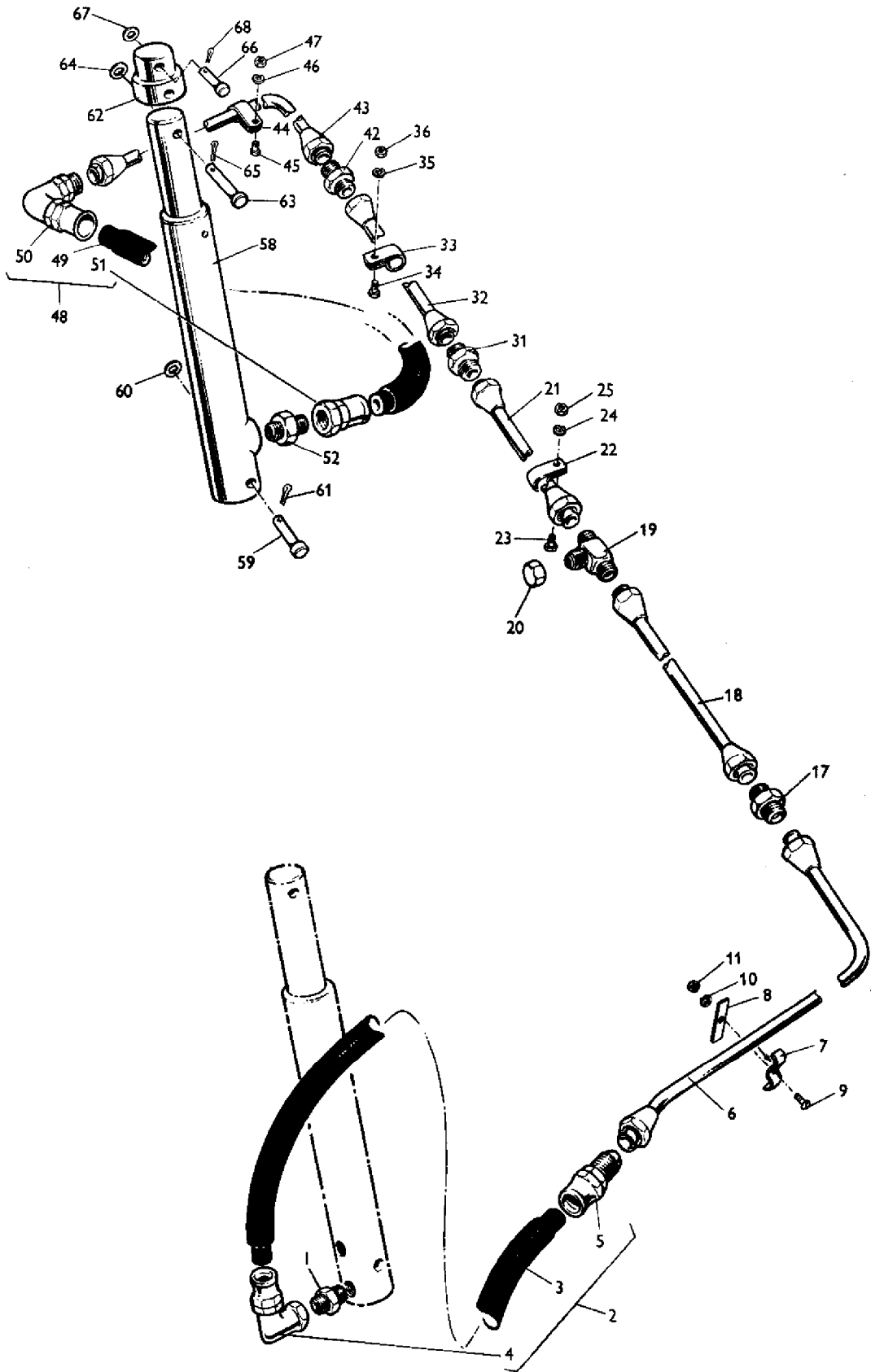
51	355830X1	1	Locknut	
52	356266X1	1	Union	
53	831452M1	1	O Ring	
54	236995M1	1	Union	
55	236994M1	1	Union	
56	794798M91	1	Hose	(A)
57	794816M1	1	Hose	(B)
				3/8" X 21.1/2"
58	895338M1	1	Union	
59	895379M1	1	Union	
65	791557M91	1	Tube	
66	360710X1	1	Clip	
67	353516X1	1	Screw Unf	
68	353446X1	1	Lock Washer	
69	353916X1	1	Nut Unf	
70	832303M1	1	Clip	
71	355529X1	1	Union	
72	790621M91	1	Tube	
72	790625M91	1	Tube	
73	832303M1	1	Clip	
74	355529X1	1	Union	
75	792388M91	1	Tube	
76	216909M2	2	Strip	
77	791074M1	2	Clip	
78	353973X1	2	Screw Unc	
79	353441X1	2	Lock Washer	
80	355564X1	2	Nut Unc	
86	794803M91	1	Hose	(A)
87	794815M1	1	Hose	(B)
				3/8" X 14.1/4"
88	895378M1	1	Elbow	90 {0}
89	895379M1	1	Union	
90	354469X1	1	Connector	
91	793100M91	1	Cylinder	
92	195401M1	1	Pin	
93	353758X1	1	Washer	
94	354066X1	1	Pin	
95	195411M1	1	Pin	
96	353773X1	1	Washer	
97	354066X1	1	Pin	

(A)
Not Serviced, Order DETAILS

(B)
Not Serviced, Order 895022M1 (30') OR
895171M1 (60')

REEL LIFT ARRANGEMENT, SLAVE CYLINDER
UP TO SERIAL NO. 2225

CPO 1989/1



AGCO Corporation
Parts List Report

Massey Ferguson (Europe)

MF 500 COMBINE

Page 376 - REEL LIFT ARRANGEMENT, SLAVE CYLINDER UP TO SERIALNO. 2225

Item	Part Number	Qty	Part Description	Comments
				Up to Serial or Engine Number 2225
1	354469X1	1	Connector	
2	895409M91	1	Hose	(A)
3	895394M1	1	Hose	(B)
				3/8" BORE
4	895378M1	1	Elbow	90 {0}
5	895379M1	1	Union	
6	792386M91	1	Tube Assy	
7	216908M1	4	Clamp	
8	216909M2	4	Strip	
9	353973X1	4	Screw Unf	
10	353441X1	4	Lock Washer	
11	353564X1	4	Bolt Unf	
17	355529X1	1	Union	
18	790613M91	1	Tube	
18	790601M91	1	Tube	
18	790605M91	1	Tube	
19	355829X1	1	Teepiece	
20	356579X1	1	Cap	
21	790581M91	1	Tube	
22	360710X1	1	Clip	
23	353518X1	1	Screw Unf	
24	353446X1	1	Lock Washer	
25	353916X1	1	Nut Unf	
31	355529X1	1	Union	
32	790615M91	1	Tube	10'
32	790603M91	1	Tube	12'
32	790607M91	1	Tube	14'
32	790611M91	1	Tube	16'
33	360710X1	1	Clip	
34	353517X1	1	Screw Unf	
35	353446X1	1	Lock Washer	
36	353916X1	1	Nut Unf	
42	355529X1	1	Union	
43	792259M91	1	Tube	
44	360710X1	3	Clip	
45	353516X1	3	Screw Unf	
46	353446X1	3	Lock Washer	
47	353916X1	3	Nut Unf	

48	895414M91	1	Hose	(A)
49	895027M1	1	Hose	(B)
				3/8" BORE
50	895378M1	1	Elbow	90 {0}
51	895379M1	1	Union	
52	354469X1	1	Connector	
58	233620M92	1	Cylinder	
58	793099M91	1	Cylinder	(C)
59	195401M1	1	Pin	
60	353758X1	1	Washer	
61	354066X1	1	Pin	
62	792318M1	1	Extension	(D)
				Right Hand
62	792409M1	1	Extension	(E)
				Right Hand
63	195398M1	1	Clevis Pin	
64	353773X1	1	Washer	
65	354066X1	1	Pin	
66	195411M1	1	Pin	
67	353773X1	1	Washer	
68	354066X1	1	Pin	

(A)
 Not Serviced, Order DETAILS

(B)
 Not Serviced, Order 895022M1 (30') OR
 895171M1 (60')

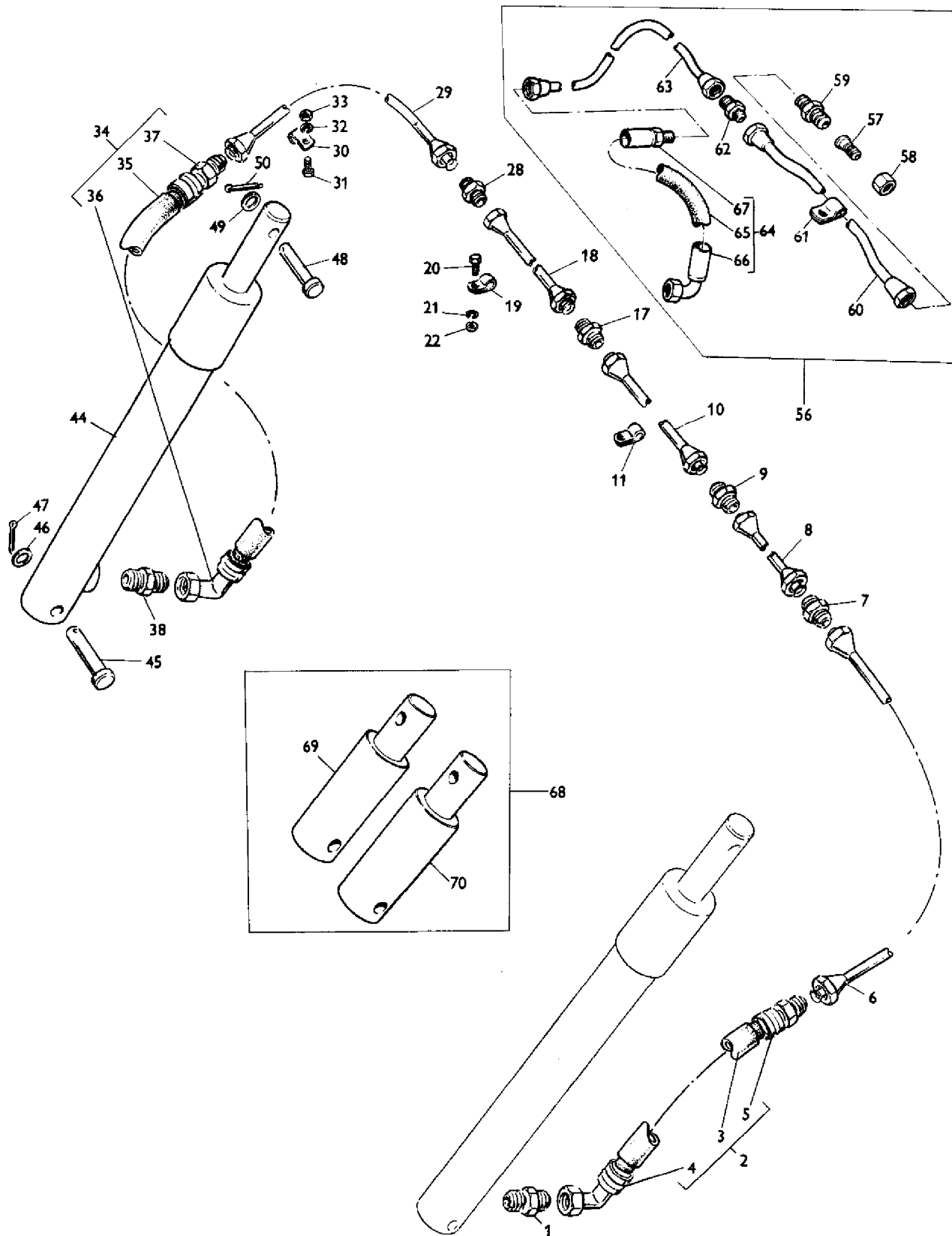
(C)
 CYLINDER ASSEMBLY FOR INCREASED LIFT

(D)
 USE ONLY WITH 233620M92 CYLINDER

(E)
 USE ONLY WITH 793099M91 CYLINDER

REEL LIFT ARRANGEMENT, SLAVE CYLINDER
FROM SERIAL NO. 2226 - UP TO SERIAL NO. 5196

CPC 1990/1



AGCO Corporation
Parts List Report

Massey Ferguson (Europe)

MF 500 COMBINE

Page 380 - REEL LIFT ARRANGEMENT, SLAVE CYLINDER FROM SERIAL NO. 2226 - UP TO SERIAL NO. 5196

Item	Part Number	Qty	Part Description	Comments
				From Serial or Engine Number 2226 Up to Serial or Engine Number 5196
1	832561M1	1	Connector	
2	794799M91	1	Hose	(A)
3	794817M1	1	Hose	(B) 1/4" X 16.1/2"
4	895489M1	1	Union	90 {0}
5	895488M1	1	Union	
6	794063M91	1	Tube	
7	356595X1	1	Union	
8	794070M91	1	Tube	10'
8	794065M91	1	Tube	12'
8	794067M91	1	Tube	14', 16'
9	356595X1	1	Union	
10	794060M91	1	Tube	
11	360031X1	1	Clip	
17	356595X1	1	Union	
18	794073M91	1	Tube	(C) 10'
18	794066M91	1	Tube	(D) 12'
18	794068M91	1	Tube	(E) 14'
18	794069M91	1	Tube	(F) 16'
19	360031X1	2	Clip	10', 12'
19	360031X1	3	Clip	14'
19	360031X1	4	Clip	16'
20	353518X1	X	Screw Unf	
21	353446X1	X	Lock Washer	
22	353916X1	X	Nut Unf	
28	356595X1	1	Union	
29	794087M91	1	Tube	(G)
30	360031X1	3	Clip	
31	353516X1	3	Screw Unf	
32	353446X1	3	Lock Washer	
33	353916X1	3	Nut Unf	
34	794799M91	1	Hose	(A)

35	794817M1	1	Hose	(B) 1/4" X 16.1/2"
36	895489M1	1	Union	90 {0}
37	895488M1	1	Union	
38	832561M1	1	Connector	
44	793099M91	1	Cylinder	
45	195401M1	1	Pin	
46	353758X1	1	Washer	
47	354066X1	1	Pin	
48	195411M1	1	Pin	
49	353773X1	1	Washer	
50	354066X1	1	Pin	
56	786513M91	X	Tube	10'
56	786514M91	X	Tube	12'
56	786515M91	X	Tube	14'
56	786516M91	X	Tube	16'
57	356625X1	1	Adaptor	
58	356465X1	1	Nut	
59	355529X1	1	Union	
60	786498M91	1	Tube	10'
60	786495M91	1	Tube	12'
60	786796M91	1	Tube	14'
60	786797M91	1	Tube	16'
61	360710X1	5	Clip	10', 12'
61	360710X1	6	Clip	14'
61	360710X1	7	Clip	16'
62	355529X1	1	Union	
63	786493M91	1	Tube	
64	786517M91	1	Hose	(A)
65	794817M1	1	Hose	(B) 1/4" X 16.1/2"
66	895489M1	1	Union	90 {0}
67	895485M1	1	Union	
68	796827M91	X	Ram	
69	792409M1	1	Extension	Right Hand
70	792408M1	1	Extension	Left Hand
				(A) Not Serviced, Order DETAILS
				(B) Not Serviced, Order 895224M1 (30') OR 895235M1 (60')
				(C) Not Serviced, Order 786513M91
				(D) Not Serviced, Order 786514M91
				(E)

Not Serviced, Order 786515M91

(F)

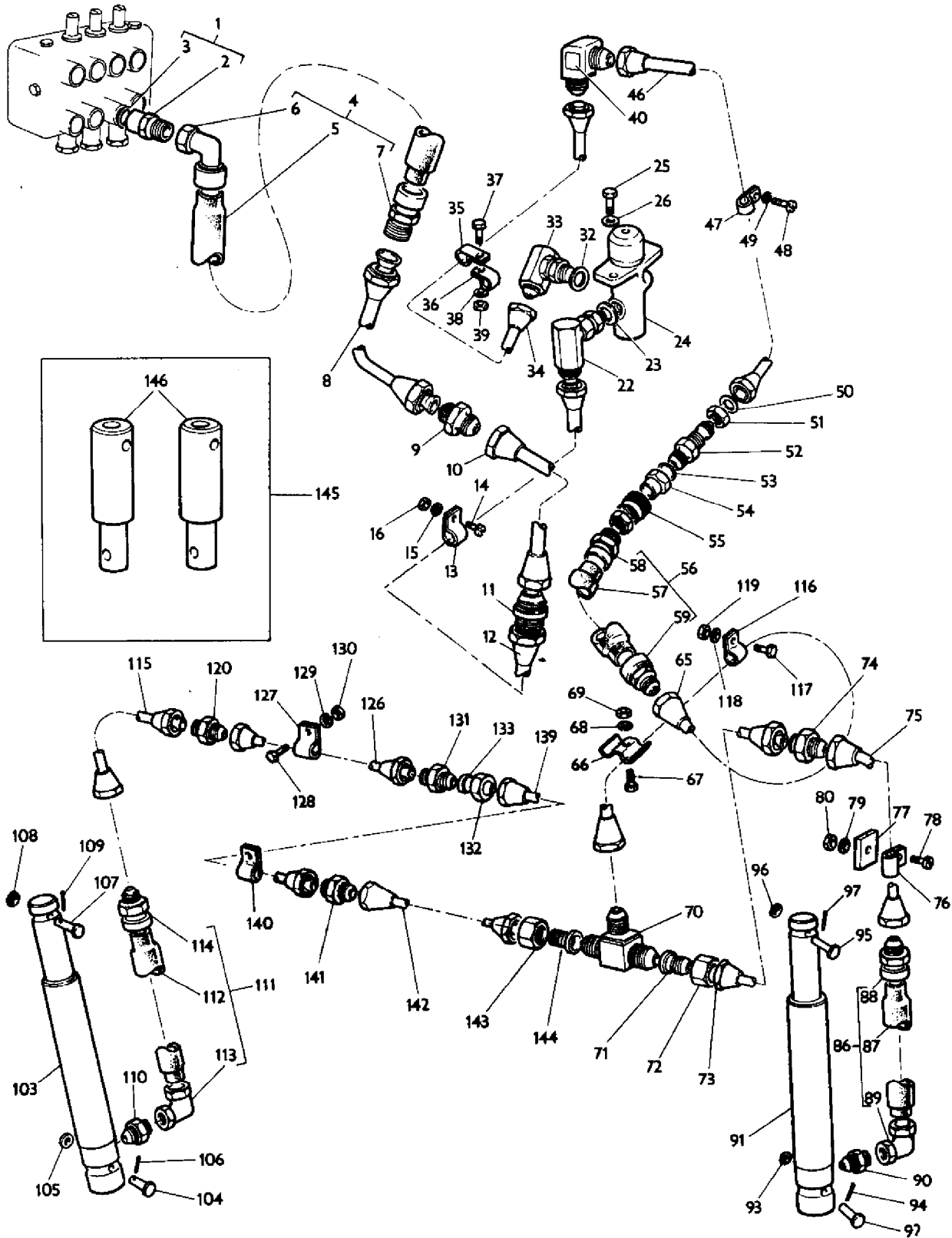
Not Serviced, Order 786516M91

(G)

Not Serviced, Order REF. 56

REEL LIFT ARRANGEMENT
FROM SERIAL NO. 5197

CPO. 4232



AGCO Corporation
Parts List Report

Massey Ferguson (Europe)
MF 500 COMBINE
Page 384 - REEL LIFT ARRANGEMENT

Item	Part Number	Qty	Part Description	Comments
				From Serial or Engine Number 5197
1	360202X91	1	Connector	
2		1	Connector	Not Serviced, Order 360202X91
3	1852568M1	1	O Ring	
4	794797M91	1	Hose	(A)
5	794814M1	1	Hose	(B) 3/8" X 10.1/4"
6	895378M1	1	Elbow	90 {0}
7	895379M1	1	Union	
8	794152M91	1	Tube	
9	355529X1	1	Union	
10	794154M91	1	Tube	
11	355529X1	1	Union	
12	794156M91	1	Tube	
13	360710X1	2	Clip	
14	355150X1	2	Screw Unc	
15	353755X1	2	Washer	
16	375108X1	2	Nut Unc	
22	790966M91	1	Elbow	
23	826238M1	1	Seal	
24	1883142M91	1	Pressure Valve	
25	353517X1	2	Screw Unf	
26	353446X1		Lock Washer	
32	826238M1	1	Seal	
33	790966M91	1	Elbow	
34	790878M91	1	Tube	
35	360710X1	2	Clip	
36	360031X1	2	Clip	
37	353518X1	2	Screw Unf	
38	353755X1	2	Washer	
39	353917X1	2	Nut Unf	
40	356375X1	1	Elbow	90 {0}
46	790877M91	1	Tube	
47	230781M1	1	Clamp	
48	355125X1	1	Screw	
49	353445X1	1	Lock Washer	
50	353759X1	1	Washer	
51	355830X1	1	Locknut	
52	356266X1	1	Union	

53	831452M1	1	O Ring	
54	236995M1	1	Union	
55	236994M1	1	Union	
56	794798M91	1	Hose	(A)
57	794816M1	1	Hose	(B)
				3/8" X 21.1/2"
58	895338M1	1	Union	
59	895379M1	1	Union	
65	796729M92	1	Tube Assy	
66	791074M1	2	Clip	
67	353501X1	2	Screw Unf	
68	353441X1	2	Lock Washer	
69	353918X1	2	Nut Unf	
70	355829X1	1	Teepiece	
71	356625X1	1	Adaptor	
72	356465X1	1	Nut	
73	796732M91	1	Tube Assy	10'
73	796733M91	1	Tube Assy	12'
73	796734M91	1	Tube	14', 16'
74	355529X1	1	Union	
75	794063M91	1	Tube	
76	360031X1	2	Clip	
77	216909M2	2	Strip	
78	353973X1	2	Screw Unc	
79	353441X1	2	Lock Washer	
80	355564X1	2	Nut Unc	
86	794799M91	1	Hose	(A)
87	794817M1	1	Hose	(C)
				1/4" X 16.1/2"
88	895488M1	1	Union	
89	895489M1	1	Union	90 {0}
90	832561M1	1	Connector	
91	793099M91	1	Cylinder	Left Hand
92	195401M1	1	Pin	
93	353758X1	1	Washer	
94	354066X1	1	Pin	
95	195411M1	1	Pin	
96	353773X1	1	Washer	
97	354066X1	1	Pin	
103	793099M91	1	Cylinder	Right Hand
104	195401M1	1	Pin	
105	353758X1	1	Washer	
106	354066X1	1	Pin	
107	195411M1	1	Pin	
108	353773X1	1	Washer	
109	354066X1	1	Pin	

110	832561M1	1	Connector	
111	786517M91	1	Hose	(A)
112	794817M1	1	Hose 20"	(C)
				1/4" X 16.1/2"
113	895489M1	1	Union	90 {0}
114	895485M1	1	Union	
115	786493M91	1	Tube	
116	360710X1	1	Clip	
117	353516X1	1	Screw Unf	
118	353446X1	1	Lock Washer	
119	353916X1	1	Nut Unf	
120	355529X1	1	Union	
126	786498M91	1	Tube	10'
126	786495M91	1	Tube	12'
126	786496M91	1	Tube	14'
126	786497M91	1	Tube	16'
127	360710X1	2	Clip	10', 12'
127	360710X1	3	Clip	14'
127	360710X1	4	Clip	16'
128	353518X1	X	Screw Unf	
129	353446X1	X	Lock Washer	
130	353916X1	X	Nut Unf	
131	355529X1	1	Union	
132	356465X1	1	Nut	
133	356625X1	1	Adaptor	
139	794060M91	1	Tube	
140	360031X1	1	Clip	
141	356595X1	1	Union	
142	796731M91	1	Tube	
143	356465X1	1	Nut	
144	356625X1	1	Adaptor	
145	796831M91	X	Ram	
146	792409M1	2	Extension	

(A)

Not Serviced, Order DETAILS

(B)

Not Serviced, Order 895022M1 (30') OR
895171M1 (60')

(C)

Not Serviced, Order 895224M1 (30') OR
895235M1 (60')

AGCO Corporation
Parts List Report

Massey Ferguson (Europe)

MF 500 COMBINE

Page 388 - REEL LIFT RAMS AND DIVERTER VALVE

Item	Part Number	Qty	Part Description	Comments
1	233620M92	1	Cylinder	(L) Right Hand
1	793099M91	1	Cylinder	(A, L) Right Hand
2	1020297M91	1	Barrel	(L)
2	1882833M91	1	Cylinder Housing	(M)
3	1020296M1	1	Stem	(L)
3	1882835M1	1	Rod	(M)
4	1021308M1	1	Bush	(L, M)
5	1021309M1	1	Washer	(L, M)
6	1020727M1	1	Screw	(L, M)
7		1	Ring	(B, L, M)
8		1	Packing	(B, L, M)
9		1	Packing	(B, L, M)
10		1	Packing	(B, L, M)
11		2	Ring	(B, L, M)
12		1	Seal	(B, L, M)
13		1	Washer	(B, L, M)
14	835660M91	X	Gasket	(C, L, M)
20	233621M92	1	Ram	(L) Left Hand
20	793100M91	1	Cylinder	(A, M) Left Hand
21	1020310M91	1	Piston Rod	(L)
21	1882836M91	1	Rod	(M)
22	1021289M1	1	Plug	(L, M)
23	1020307M1	1	Collar	(L, M)
24	1020728M1	1	Pin	(L, M)
25	1020308M91	1	Head	(L)
25	1882837M91	1	Head	(M)
26	1020309M1	1	Bearing	(L)
26	1882838M1	1	Bearing	(M)
27	1021296M1	1	Washer	(L, M)
28	1021298M1	1	Retainer	(L, M)
29		2	Poppet	(D, L, M)
30		1	Ring	(D, L, M)
31		1	Spring	(D, L, M)
32		1	Ring	(D, L, M)
33		1	Washer	(D, L, M)

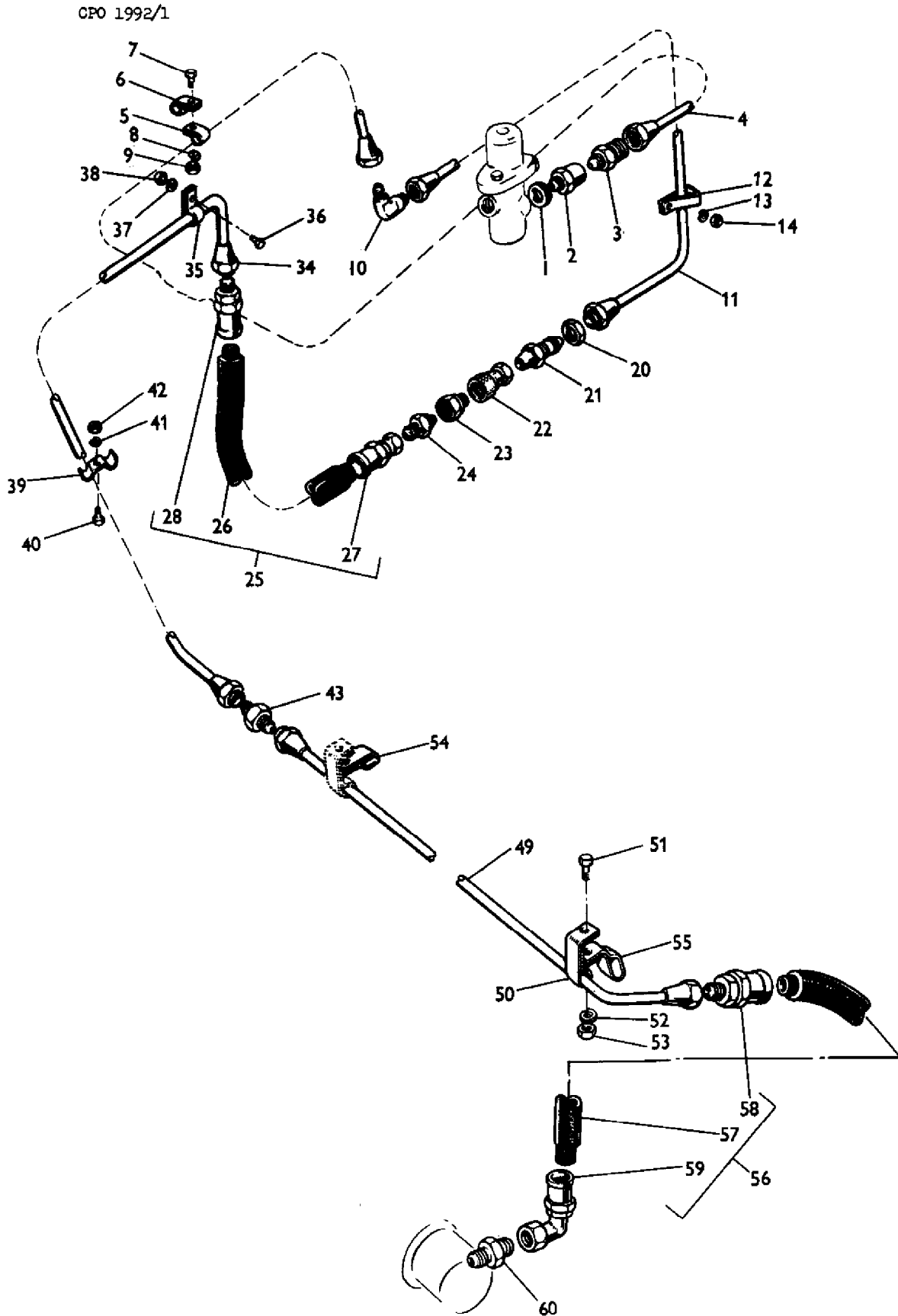
34		1	Ring	(D, L, M)
35		1	Packing	(D, L, M)
36		2	Packing	(D, L, M)
37		1	Packing	(D, L, M)
38		2	Ring	(D, L, M)
39		1	Seal	(D, L, M)
40	835658M92	X	Gasket	(E, L, M)
46	640492M1	1	Valve	(F, L, M)
46	1883142M91	1	Pressure Valve	(G, L, M)
46	785642M91	1	Valve	(L, M)
47		1	Body	Not Serviced, Order 785642M91 (L, M)
48		1	Spool	Not Serviced, Order 785642M91 (L, M)
49	1882827M1	2	Gasket	(H, L, M)
49	1883143M1	3	Ring	(J, K, L, M)
50	1882828M1	1	Screw	(L, M)
51	1882829M1	1	Cap	(L, M)
52	1882830M1	1	Circlip	(H, L, M)
52	1883144M1	1	Circlip	(J, L, M)
53	1882831M1	1	Washer	(L, M)
54	1882832M1	1	Spring	(L, M)
55	1882834M1	1	Plug	(L, M)

(A)
CYLINDER ASSEMBLY FOR INCREASED REEL LIFT
(B)
INCLUDED IN SEAL REPAIR KIT 835660M91
(C)
INCLUDES ITEMS MARKED (B)
(D)
INCLUDED IN SEAL REPAIR KIT 835658M91
(E)
INCLUDES ITEMS MARKED (D)
(F)
NO LONGER SERVICED, ORDER 1883142M91
(G)
NO LONGER SERVICED, ORDER 785642M91
(H)
USE ONLY WITH 640492M1
(J)
USE ONLY WITH 1883142M91 AND 785642M91
(K)
QUANTITY '2 OFF' ONLY REQUIRED WHEN USED
WITH 1883 142M91
(L)
233620M92

(M)

793099M91, (A)

SECONDARY SERVICE TO REEL SPEED
UP TO SERIAL NO. 2225



AGCO Corporation
Parts List Report

Massey Ferguson (Europe)

MF 500 COMBINE

Page 392 - SECONDARY SERVICE TO REEL SPEED

Item	Part Number	Qty	Part Description	Comments
				Up to Serial or Engine Number 2225
1	826238M1	1	Seal	
2	790891M1	1	Adaptor	
3	790887M91	1	Adaptor	
4	790879M91	1	Tube	
5	360710X1	2	Clip	
6	790886M1	2	Clip	
7	353518X1	2	Screw Unf	
8	353755X1	2	Washer	
9	353917X1	2	Nut Unf	
10	356373X1	1	Union	
11	792418M91	1	Tube Assy	
12	791185M1	2	Clip	
13	353445X1	2	Lock Washer	
14	354120X1	2	Nut	
20	791541M1	1	Union	
21	356612X1	1	Nut	
22	230772M1	1	Coupling	
23	230771M1	1	Coupling	
24	832561M1	1	Connector	
25	895556M91	1	Hose	(A)
26	895558M1	1	Hose	(B)
				1/4" BORE
27	895487M1	1	Union	
28	895557M1	1	Union	
34	791559M91	1	Tube	
35	360710X1	1	Clip	
36	353515X1	1	Screw Unf	
37	353446X1	1	Lock Washer	
38	353916X1	1	Nut Unf	
39	791074M1	2	Clip	
40	353501X1	2	Screw Unf	
41	353441X1	2	Lock Washer	
42	353918X1	2	Nut Unf	
43	356595X1	1	Union	
49	791063M91	1	Tube	
49	791061M91	1	Tube	
49	791059M91	1	Tube	
50	791075M1	2	Clip	

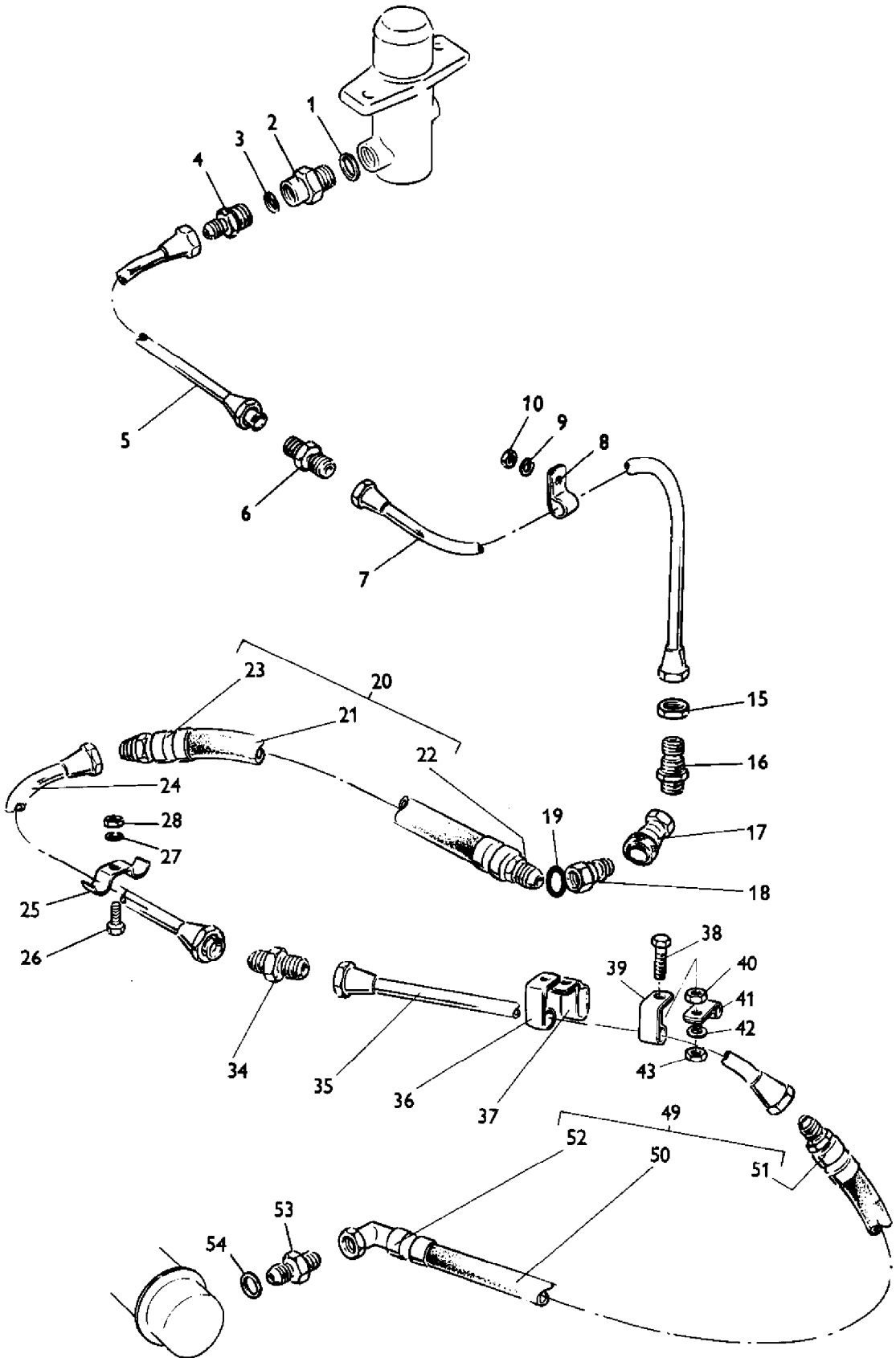
50	791075M1	3	Clip	
51	353518X1	X	Screw Unf	
52	353446X1	X	Lock Washer	
53	353916X1	X	Nut Unf	
54	832303M1	3	Clip	
54	832303M1	4	Clip	
55	792389M1	1	Clip	
56	895490M91	1	Hose	(A)
57	895491M1	1	Hose	(B)
58	895488M1	1	Union	
59	895489M1	1	Union	90 {0}
60	792428M1	1	Connector	

(A)
Not Serviced, Order DETAILS

(B)
Not Serviced, Order 895224M1 (30') OR
895235M1 (60')

REEL SPEED ARRANGEMENT
FROM SERIAL NO. 2226

GPO 1993/1



AGCO Corporation
Parts List Report

Massey Ferguson (Europe)
MF 500 COMBINE
Page 395 - REEL SPEED ARRANGEMENT

Item	Part Number	Qty	Part Description	Comments
				From Serial or Engine Number 2226
1	826238M1	1	Seal	
2	790891M1	1	Adaptor	
3	825484M1	1	Washer	
4	790887M91	1	Adaptor	
5	794122M91	1	Tube	
6	356595X1	1	Union	
7	794124M91	1	Tube	
8	791185M1	2	Clip	
9	353445X1	2	Lock Washer	
10	354120X1	2	Nut	
15	356612X1	1	Nut	
16	791541M1	1	Union	(A)
16	376941X1	1	Adaptor	(B)
17	230772M1	1	Coupling	(A)
17	236994M1	1	Union	(B)
18	230771M1	1	Coupling	(A)
18	236995M1	1	Union	(B)
19	831452M1	1	O Ring	(B)
20	794800M91	1	Hose	(A, C)
20	796462M91	1	Hose	(B, C)
21	794818M1	1	Hose	(A, D) 1/4" X 24.3/4"
21	895558M1	1	Hose	(B, D) 1/4" X 24.1/2"
22	895337M1	1	Union	(A)
22	895757M1	1	Union	(B)
23	895488M1	1	Union	(A)
23	895557M1	1	Union	(B)
24	791559M91	1	Tube	
25	791074M1	2	Clip	
26	353501X1	2	Screw Unf	
27	353441X1	2	Lock Washer	
28	353918X1	2	Nut Unf	
34	356595X1	1	Union	
35	794107M91	1	Tube	
35	794105M91	1	Tube	
35	794103M91	1	Tube	
36	791075M1	2	Clip	

36	791075M1	3	Clip	
37	792389M1	1	Clip	(E)
38	353521X1	1	Bolt Unf	(F)
39	791075M1	1	Clip	(F)
40	353916X1	1	Nut Unf	(F)
41	360031X1	1	Clip	(F)
42	353446X1	1	Lock Washer	(F)
43	353916X1	1	Nut Unf	(F)
49	794799M91	1	Hose	(C)
50	794817M1	1	Hose	(D)
				1/4" X 76.1/2"
51	895488M1	1	Union	
52	895489M1	1	Union	90 {0}
53	792428M1	1	Connector	
54	825484M1	1	Washer	

(A)
Up to Serial or Engine Number 5231

(B)
From Serial or Engine Number 5232

(C)
Not Serviced, Order DETAILS

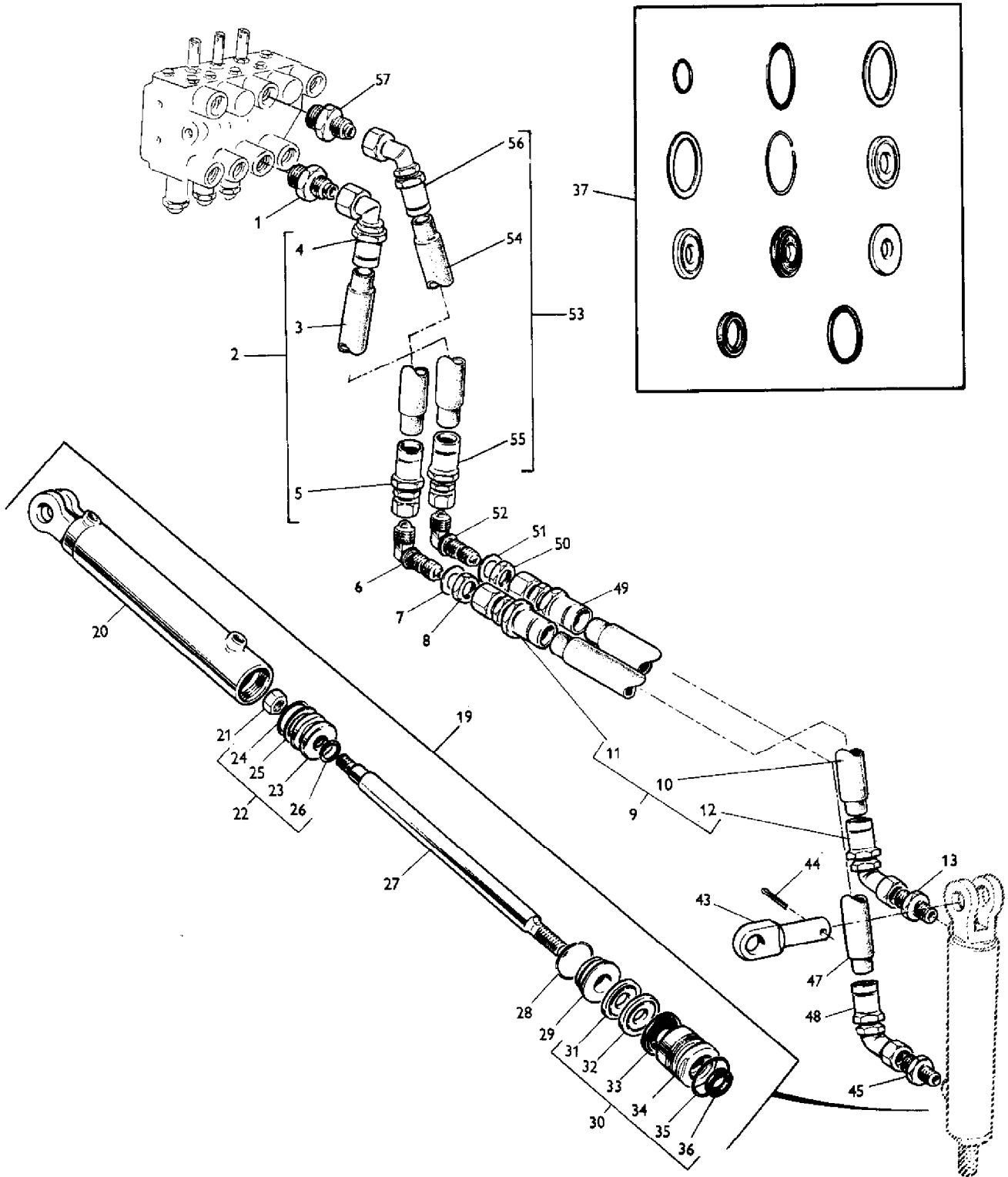
(D)
Not Serviced, Order 895224M1 (30') OR
895235M1 (60')

(E)
Up to Serial or Engine Number 5553

(F)
From Serial or Engine Number 5554

TRACTION RAM ARRANGEMENT
UP TO SERIAL NO. 2225

CPO 1994/1



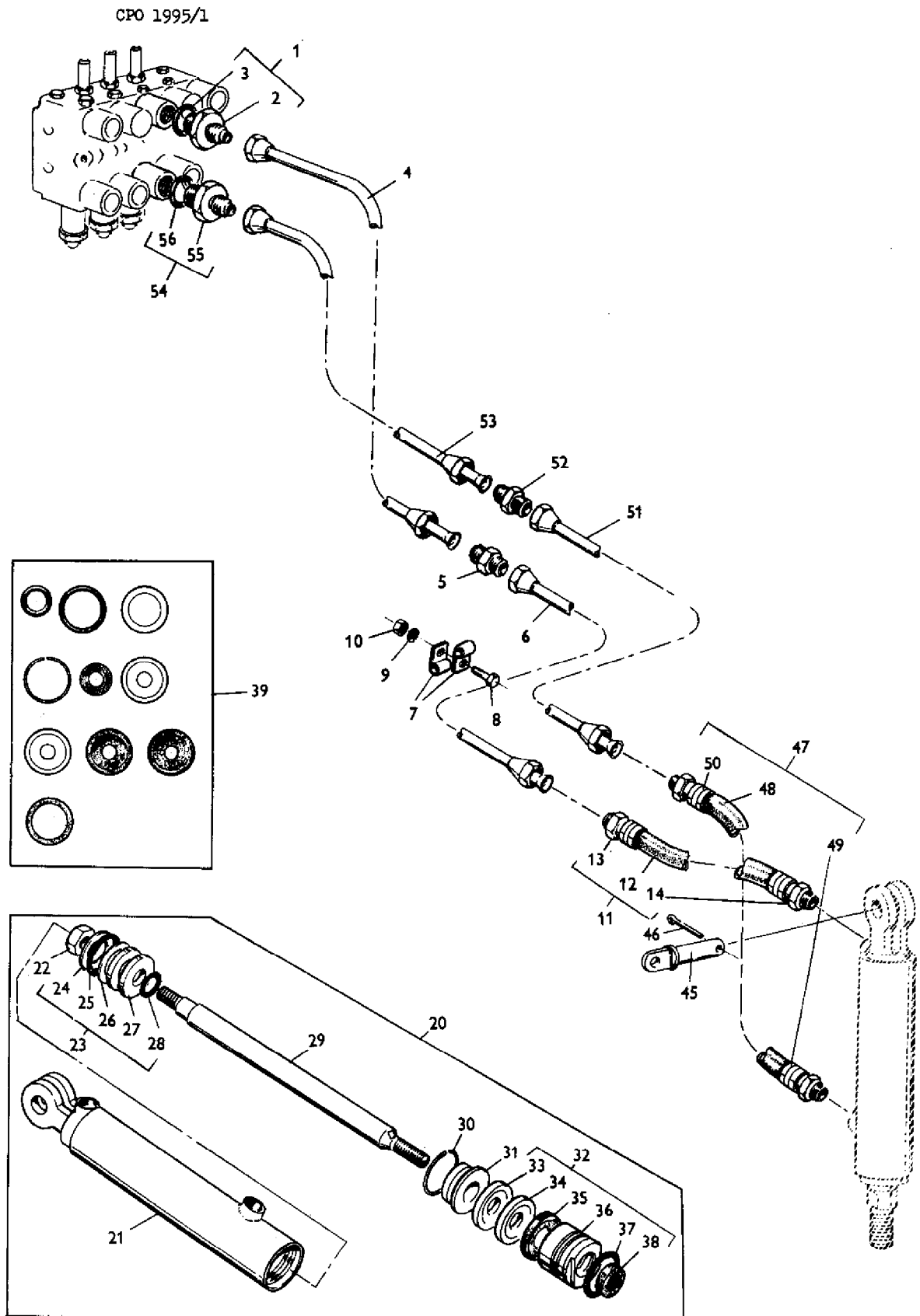
AGCO Corporation
Parts List Report

Massey Ferguson (Europe)
MF 500 COMBINE
Page 396 - TRACTION RAM ARRANGEMENT

Item	Part Number	Qty	Part Description	Comments
				Up to Serial or Engine Number 2225
1	360202X91	1	Connector	
2	895422M91	1	Hose	(A)
3	895398M1	1	Hose	(B) 3/8"
4	895378M1	1	Elbow	90 {0}
5	895382M1	1	Union	
6	361193X1	2	Elbow	
7	353759X1	1	Washer	
8	355830X1	1	Locknut	
9	895424M91	1	Hose	(A)
10	895400M1	1	Hose	3/8"
11	895378M1	1	Elbow	90 {0}
12	895387M1	1	Union	135 {0}
13	832201M1	2	Connector	
19	795513M91	1	Cylinder	
20	1885062M91	1	Barrel	
21	376448X1	1	Nut Unf	
22	1882865M91	1	Piston	
23		1	Piston	Not Serviced, Order 1882865M91
24		1	O Ring	(C)
25		2	Washer	(C)
26		1	O Ring	(C)
27	1883147M1	1	Rod	
28	1021306M1	1	Ring	
29	1020295M1	1	Packing	
30	1882866M91	1	Bearing	
31		2	Packing	(C)
32		1	Packing	(C)
33		1	Packing	(C)
34		1	Bearing	Not Serviced, Order 1882866M91
35		1	O Ring	(C)
36		1	Seal	(C)
37	835659M91	X	Gasket	(D)
43	230839M1	1	Pin	
44	354059X1	1	Pin	
45	832201M1	1	Connector	
46	895426M91	1	Hose	(A)
47	895407M1	1	Hose	(B)

				3/8"
48	895387M1	1	Union	135 {0}
49	895382M1	1	Union	
50	355830X1	1	Locknut	
51	353759X1	1	Washer	
52	361193X1	1	Elbow	
53	895429M91	1	Hose	(A)
54	895029M1	1	Hose	(B)
				3/8"
55	895382M1	1	Union	
56	895387M1	1	Union	135 {0}
57	360202X1	1	Union	
				(A)
				Not Serviced, Order DETAILS
				(B)
				Not Serviced, Order 895022M1 (30') OR
				895171M1 (60')
				(C)
				INCLUDED IN SEAL REPAIR KIT 835659M91
				(D)
				INCLUDES ITEMS MARKED (C)

TRACTION RAM ARRANGEMENT
FROM SERIAL NO. 2226



AGCO Corporation
Parts List Report

Massey Ferguson (Europe)
MF 500 COMBINE
Page 399 - TRACTION RAM ARRANGEMENT

Item	Part Number	Qty	Part Description	Comments
				From Serial or Engine Number 2226
1	895665M91	1	Union	
25		1	Connector	Not Serviced, Order 895665M91
3	1852568M1	1	O Ring	
4	794028M91	1	Tube	
5	356595X1	1	Union	
6	794055M91	1	Tube Assy	
7	360031X1	2	Clip	
8	353516X1	1	Screw Unf	
9	353446X1	1	Lock Washer	
10	353916X1	1	Nut Unf	
11	794805M92	1	Hose Assy	(A)
12	794813M2	1	Hose	(B) 1/4" X 8.1/2"
13	895488M1	1	Union	
14	895719M1	1	Union	
20	795513M91	1	Cylinder	
21	1885062M91	1	Barrel	
22	376448X1	1	Nut Unf	
23	1882865M91	1	Piston	
24		1	Washer	(C)
25		1	O Ring	(C)
26		1	Washer	(C)
27		1	Piston	Not Serviced, Order 1882865M91
28		1	O Ring	(C)
29	1883147M1	1	Rod	
30	1021306M1	1	Ring	
31	1020295M1	1	Packing	
32	1882866M91	1	Bearing	
33		2	Packing	(C)
34		1	Packing	(C)
35		1	Packing	(C)
36		1	Bearing	Not Serviced, Order 1882866M91
37		1	O Ring	(C)
38		1	Seal	(C)
39	835659M91	X	Gasket	(D)
45	230839M1	1	Pin	
46	354059X1	1	Pin	
47	794796M92	1	Hose	(A)

48	794811M2	1	Hose	(B) 1/4" X 11"
49	895488M1	1	Union	
50	895719M1	1	Union	
51	794048M91	1	Tube Assy	
52	356595X1	1	Union	
53	794014M91	1	Tube	
54	895665M91	1	Union	
55		1	Connector	Not Serviced, Order 895665M91
56	1852568M1	1	O Ring	

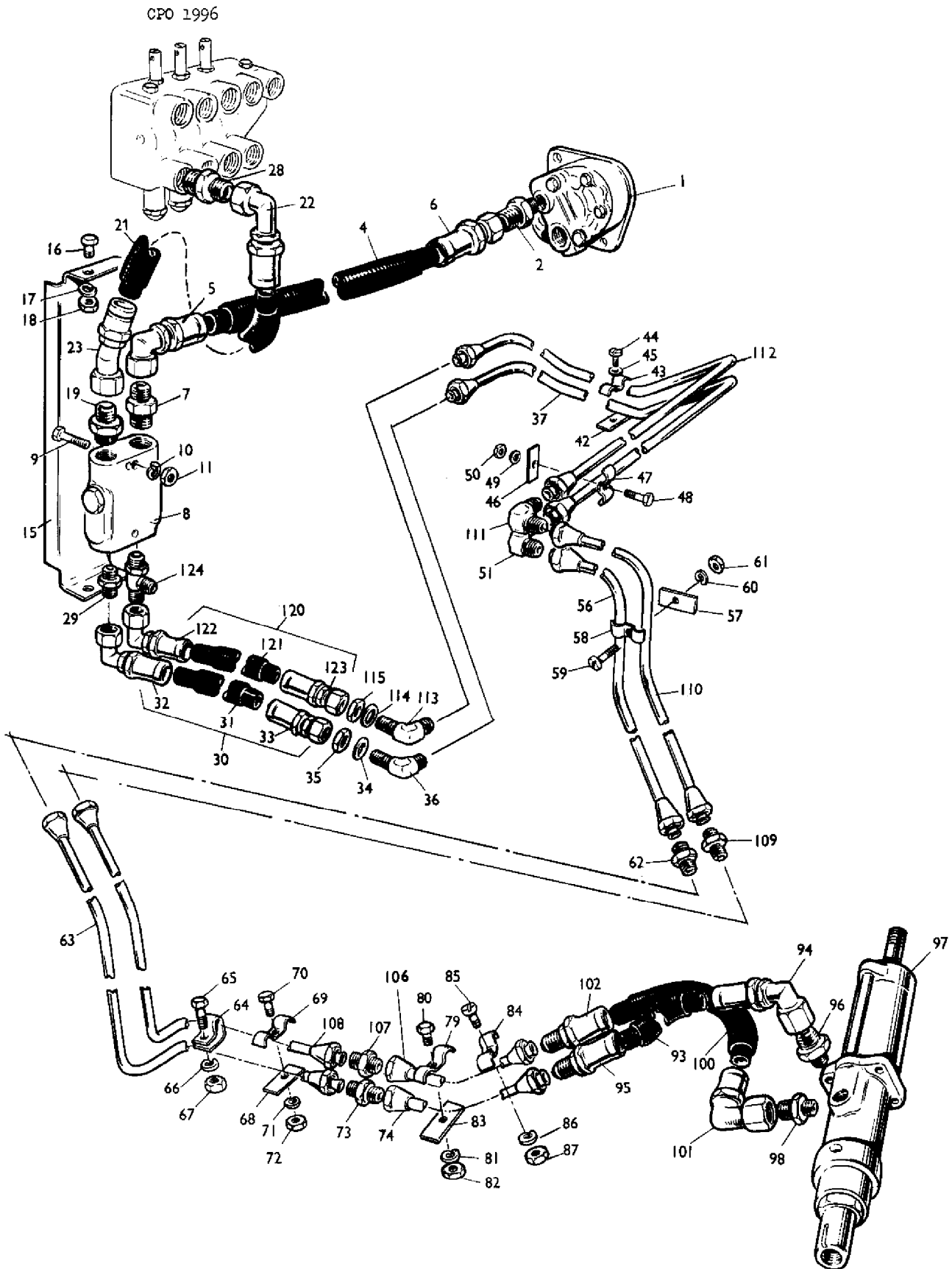
(A)
Not Serviced, Order DETAILS

(B)
Not Serviced, Order 895224M1 (30') OR
895235M1 (60')

(C)
INCLUDED IN SEAL REPAIR KIT 835659M91

(D)
INCLUDES ITEMS MARKED (C)

POWER STEERING ARRANGEMENT
UP TO SERIAL NO. 2225



AGCO Corporation
Parts List Report

Massey Ferguson (Europe)

MF 500 COMBINE

Page 400 - POWER STEERING ARRANGEMENT

Item	Part Number	Qty	Part Description	Comments
				Up to Serial or Engine Number 2225
1	233230M91	1	Hydraulic Pump	
2	835013M91	1	Union	
3	895538M91	1	Hose	(C)
4	895546M1	1	Hose	(D) 1/2"
5	895550M1	1	Union	90 {0}
6	895551M1	1	Union	
7	835013M91	1	Union	
8	233248M92	1	Divider	
9	353527X1	2	Screw	
10	353446X1	2	Lock Washer	
11	353916X1	2	Nut Unf	
15	233242M1	1	Bracket	
16	353516X1	3	Screw Unf	
17	353446X1	3	Lock Washer	
18	353916X1	3	Nut Unf	
19	832475M91	1	Union	
20	895534M91	1	Hose	(C)
21	895542M1	1	Hose	(D) 1/2"
22	895550M1	1	Union	90 {0}
23	895552M1	1	Union	135 {0}
28	832475M91	1	Union	
29	835091M91	1	Connector	
30	895421M91	1	Hose	(C)
31	895397M1	1	Hose	(E) 3/8"
32	895378M1	1	Elbow	90 {0}
33	895382M1	1	Union	
34	353759X1	1	Washer	
35	355830X1	1	Locknut	
36	361193X1	1	Elbow	
37	790635M91	1	Tube	
42	233255M1	1	Plate	
43	216908M1	1	Clamp	
44	353970X1	1	Screw Unc	
45	353441X1	1	Lock Washer	
46	216909M2	1	Strip	

47	216908M1	1	Clamp	
48	353937X1	1	Bolt Unc	
49	353541X1	1	Bolt Unf	
50	355564X1	1	Nut Unc	
51	356375X1	1	Elbow	
56	790591M91	1	Tube	
57	216909M2	2	Strip	
58	216908M1	2	Clamp	
59	353973X1	2	Screw Unc	
60	353541X1	2	Bolt Unf	
61	355564X1	2	Nut Unc	
62	355529X1	1	Union	
63	791604M91	1	Tube Assy	(A)
63	792265M91	1	Tube	(B)
64	353413X1	1	Bolt	
65	353518X1	1	Screw Unf	
66	353446X1	1	Lock Washer	
67	353916X1	1	Nut Unf	
68	230787M1	1	Strip	
69	216908M1	1	Clamp	
70	353507X1	1	Bolt Unf	
71	353441X1	1	Lock Washer	
72	353918X1	1	Nut Unf	
73	355529X1	1	Union	
74	791610M91	1	Tube	
79	832303M1	2	Clip	
80	353518X1	2	Screw Unf	
81	353446X1	2	Lock Washer	
82	353916X1	2	Nut Unf	
83	233255M1	1	Plate	
84	216908M1	1	Clamp	
85	353973X1	1	Screw Unc	
86	353441X1	1	Lock Washer	
87	355564X1	1	Nut Unc	
92	895411M91	1	Hose	(C)
93	895031M1	1	Hose	(E) 3/8"
94	895378M1	1	Elbow	90 {0}
95	895379M1	1	Union	
96	835091M91	1	Connector	
97	910047M91	1	Cylinder	
98	835091M91	1	Connector	
99	895411M91	1	Hose	(C)
100	895031M1	1	Hose	(E) 3/8"
101	895378M1	1	Elbow	90 {0}

102	895379M1	1	Union	
106	791608M91	1	Tube	
107	355529X1	1	Union	
108	791606M91	1	Tube	
109	355529X1	1	Union	
110	790587M91	1	Tube	
111	356375X1	1	Elbow	
112	790598M91	1	Tube	
113	361193X1	1	Elbow	
114	353759X1	1	Washer	
115	355830X1	1	Locknut	
120	895420M91	1	Hose	
121	895396M1	1	Hose	3/8"
122	895378M1	1	Elbow	90 {0}
123	895382M1	1	Union	
124	358727X91	1	Teepiece	

(A)

Up to Serial or Engine Number 1412

(B)

From Serial or Engine Number 1413

(C)

Not Serviced, Order DETAILS

(D)

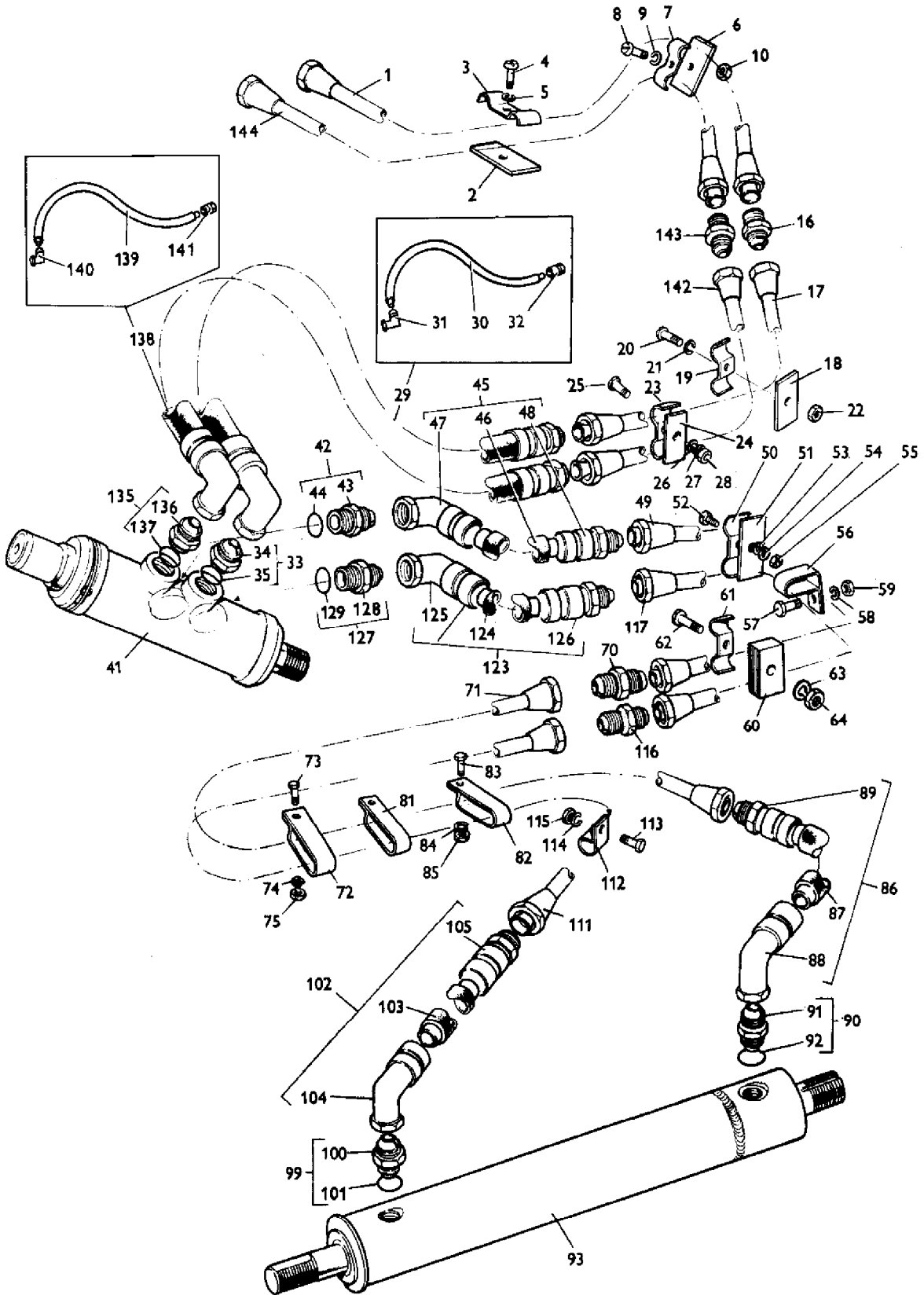
Not Serviced, Order 895053M1 (30') OR
895173M1 (60')

(E)

Not Serviced, Order 895022M1 (30') OR
895171M1 (60')

POWER STEERING ARRANGEMENT
FROM SERIAL NO. 2226

CPO 1997



AGCO Corporation
Parts List Report

Massey Ferguson (Europe)

MF 500 COMBINE

Page 404 - POWER STEERING ARRANGEMENT

Item	Part Number	Qty	Part Description	Comments
				From Serial or Engine Number 2226
1	794058M91	1	Tube	
2	233255M1	1	Plate	
3	216908M1	1	Clamp	
4	353970X1	1	Screw Unc	
5	353441X1	1	Lock Washer	
6	216909M2	2	Strip	
7	216908M1	2	Clamp	
8	353973X1	2	Screw Unc	
9	353441X1	2	Lock Washer	
10	355564X1	2	Nut Unc	
16	355529X1	1	Union	
17	794035M91	1	Tube	
18	216909M2	1	Strip	
19	216908M1	1	Clamp	
20	353973X1	1	Screw Unc	
21	353441X1	1	Lock Washer	
22	355564X1	1	Nut Unc	
23	216908M1	1	Clamp	
24	235255M1	1	Pad	
25	353502X1	1	Screw Unf	
26	353441X1	1	Lock Washer	
27	353754X1	1	Washer	
28	353918X1	1	Nut Unf	
29	794803M91	1	Hose	(A)
30	794815M1	1	Hose	(B) 3/8" X 14.1/4"
31	895378M1	1	Elbow	90 {0}
32	895379M1	1	Union	
33	835091M91	1	Connector	
34		1	Connector	Not Serviced, Order 835091M91
35	831452M1	1	O Ring	
41	794739M91	1	Valve	
42	895692M91	1	Connection	
43		1	Connector	Not Serviced, Order 895692M91
44	831496M1	1	O Ring	
45	794803M91	1	Hose	(A)
46	794815M1	1	Hose	(B) 3/8" X 14.1/4"

47	895378M1	1	Elbow	90 {0}
48	895379M1	1	Union	
49	794031M91	1	Tube	
50	216908M1	1	Clamp	
51	233255M1	1	Plate	
52	353502X1	1	Screw Unf	
53	353754X1	1	Washer	
54	353441X1	1	Lock Washer	
55	353918X1	1	Nut Unf	
56	363413X1	1	Clip	
57	353518X1	1	Screw Unf	
58	353446X1	1	Lock Washer	
59	353916X1	1	Nut Unf	
60	230787M1	1	Strip	
61	216908M1	1	Clamp	
62	353507X1	1	Bolt Unf	
63	353441X1	1	Lock Washer	
64	353918X1	1	Nut Unf	
70	355529X1	1	Union	
71	794158M91	1	Tube Assy	
72	832303M1	1	Clip	
73	353518X1	1	Screw Unf	
74	353446X1	1	Lock Washer	
75	353916X1	1	Nut Unf	
81	625837M1	1	Clip	
82	832303M1	1	Clip	
83	353516X1	1	Screw Unf	
84	353446X1	1	Lock Washer	
85	353916X1	1	Nut Unf	
86	794803M91	1	Hose	(A)
87	794815M1	1	Hose	(B) 3/8" X 14.1/4"
88	895378M1	1	Elbow	90 {0}
89	895379M1	1	Union	
90	835091M91	1	Connector	
91		1	Connector	Not Serviced, Order 835091M91
92	831452M1	1	O Ring	
93	795511M91	1	Cylinder	
99	835091M91	1	Connector	
100		1	Connector	Not Serviced, Order 835091M91
101	831452M1	1	O Ring	
102	794803M91	1	Hose	(A)
103	794815M1	1	Hose	(B) 3/8" X 14.1/4"
104	895378M1	1	Elbow	90 {0}
105	895379M1	1	Union	

111	791610M91	1	Tube	
112	361219X1	1	Clip	
113	353517X1	1	Screw Unf	
114	353446X1	1	Lock Washer	
115	353916X1	1	Nut Unf	
116	355529X1	1	Union	
117	794029M91	1	Tube	
123	794803M91	1	Hose	(A)
124	794815M1	1	Hose	(B) 3/8" X 14.1/4"
125	895378M1	1	Elbow	90 {0}
126	895379M1	1	Union	
127	895692M91	1	Connection	
128		1	Connector	Not Serviced, Order 895692M91
129	831496M1	1	O Ring	
135	835091M91	1	Connector	
136		1	Connector	Not Serviced, Order 835091M91
137	831452M1	1	O Ring	
138	794803M91	1	Hose	(A)
139	794815M1	1	Hose	(B) 3/8" X 14.1/4"
140	895378M1	1	Elbow	90 {0}
141	895379M1	1	Union	
142	794033M91	1	Tube	
143	355529X1	1	Union	
144	794056M91	1	Tube	(A) Not Serviced, Order DETAILS (B) Not Serviced, Order 895022M1 (30') OR 895171M1 (60')

AGCO Corporation
Parts List Report

Massey Ferguson (Europe)

MF 500 COMBINE

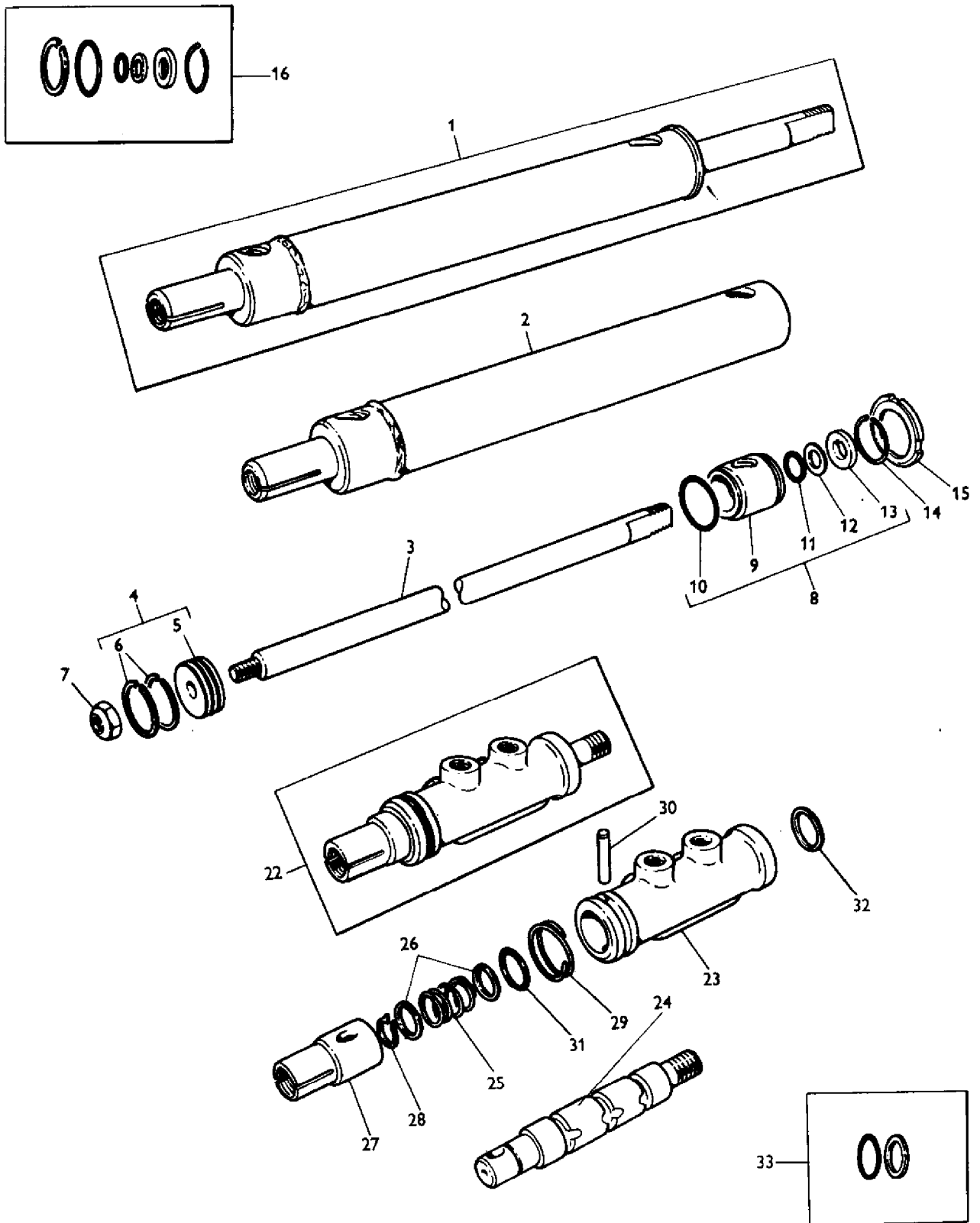
Page 408 - POWER STEERING VALVE AND FLOW DIVIDER

Item	Part Number	Qty	Part Description	Comments
				Up to Serial or Engine Number 2225
1	910047M91	1	Cylinder	
2	1884464M1	1	Rod	
3	1020794M1	1	Seal	(A)
4	762026M1	1	O Ring	(A)
5	1020282M91	1	Barrel	
6	1882869M91	1	Piston	
7		1	Piston	Not Serviced, Order 1882869M91
8	1020791M1	1	Ring	
9	355973X1	1	Circlip	(A)
10	195259M1	1	Nut	
11	1020793M1	1	Ring	(A)
12	1020277M1	1	Spacer	
13	1020278M1	1	Plug	
14	1020792M1	1	Ring	(A)
15	851138M1	1	Seal	(A)
21		1	Body	Not Serviced, Order 910047M91
22	1885063M1	4	Screw	
23	353446X1	4	Lock Washer	
24	1085621M1	2	Ring	(A)
25	1020276M1	1	Sleeve	
26	1020275M1	1	Seal	(A)
27	1085791M1	1	Washer	
28	1509483M1	1	Spring	
29	1509488M1	1	Washer	
30	1020283M1	1	Washer	
31	1509489M1	1	Ring	
32	1020280M1	1	Cap	
33	1086541M1	2	Plug	
34	1810059M91	1	Kit, Repair	(B)
40	233248M92	1	Divider	
41	1882884M91	1	Plug	
42		1	Plug	Not Serviced, Order 1882884M91
43	1021535M1	1	O Ring	(C)
44		X	Shim	(C)
45	353755X1	1	Washer	
46	1021527M1	1	Spring	
47		1	Poppet	(C)
48		1	Body	Not Serviced, Order 233248M92

49	1882883M91	2	Plug	
50		1	Plug	Not Serviced, Order 1882883M91
51	851134M1	1	O Ring	(C)
52	835624M91	X	Parts Pack	(D)
				(A)
				INCLUDED IN SEAL REPAIR KIT 1810059M91
				(B)
				INCLUDED ITEMS MARKED (A)
				(C)
				(D)
				INCLUDES ITEMS MARKED (C)

POWER STEERING VALVE AND CYLINDER
FROM SERIAL NO. 2226

CPO 1999



AGCO Corporation
Parts List Report

Massey Ferguson (Europe)

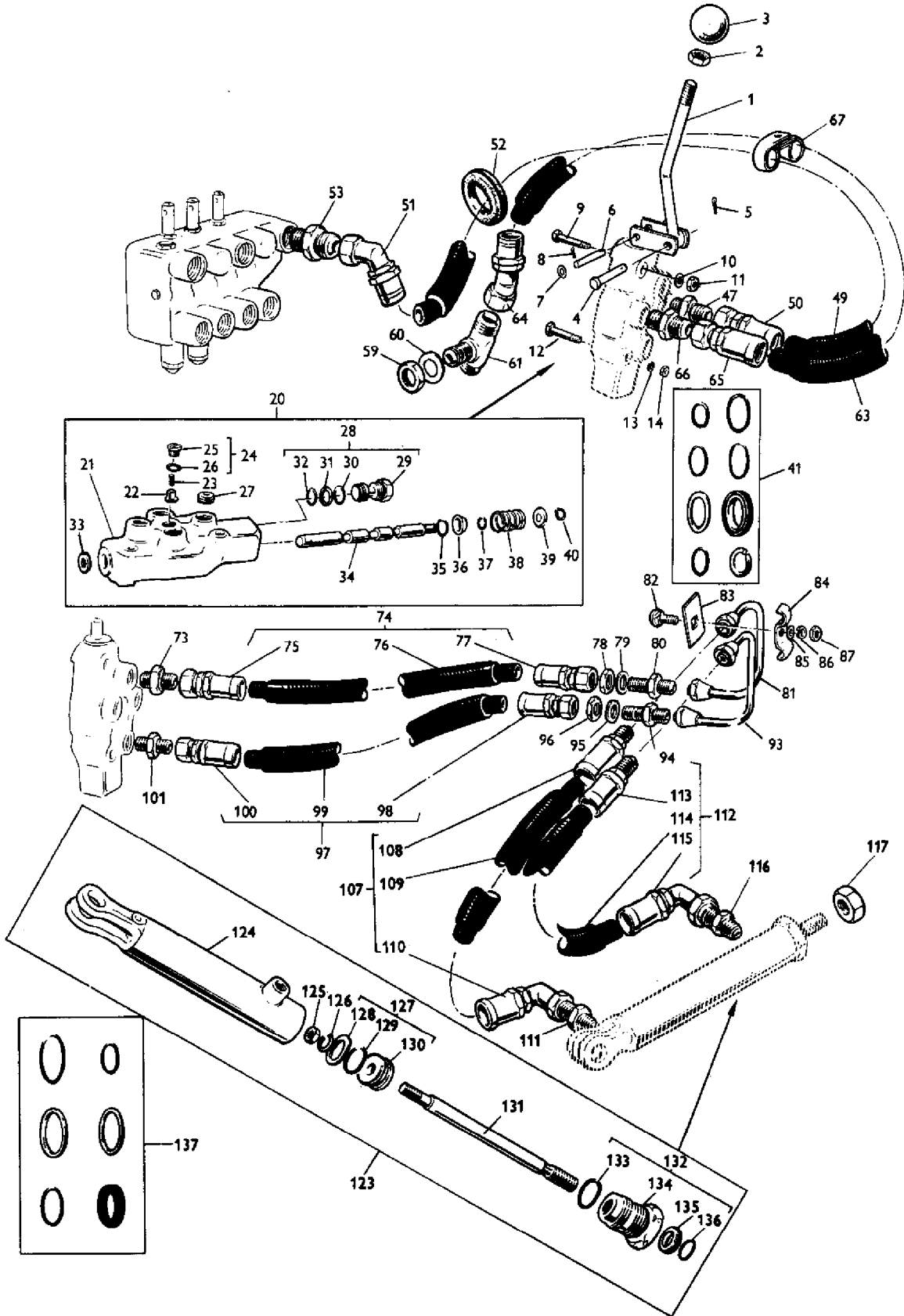
MF 500 COMBINE

Page 411 - POWER STEERING VALVE AND CYLINDER

Item	Part Number	Qty	Part Description	Comments
				From Serial or Engine Number 2226
1	795511M91	1	Cylinder	
2	1882839M91	1	Barrel	
3	1882840M2	1	Rod	
4	1882869M91	1	Piston	
5		1	Piston	Not Serviced, Order 1882869M91
6	1020791M1	2	Ring	(A)
7	376449X1	1	Nut Unf	
8	1882873M91	1	Bearing	
9		1	Bearing	Not Serviced, Order 1882869M91
10		1	O Ring	(A)
11		1	O Ring	(A)
12		1	Washer	(A)
13		1	Seal	(A)
14	1882875M1	1	Ring	(A)
15	1883146M1	1	Nut	
16	894950M91	X	Seal	(B)
22	794739M91	1	Valve	
23		1	Body	Not Serviced, Order 794739M91
24		1	Spool	Not Serviced, Order 794739M91
25	1882846M1	1	Spring	
26	1882874M1	2	Ring	
27	1882959M1	1	Sleeve	
28	13709X	1	Clip	
29	1882844M1	1	Ring	
30	1400165M1	1	Dowel	
31		2	O Ring	(C)
32		1	Washer	(C)
33	894951M91	X	Kit, Gasket	(D)
				(A)
				INCLUDED IN SEAL REPAIR KIT 894950M91
				(B)
				INCLUDES ITEMS MARKED (A)
				(C)
				INCLUDED IN SEAL REPAIR KIT 894951M91
				(D)
				INCLUDES ITEMS MARKED (C)

HYDRAULIC UNLOADER SPOUT
UP TO SERIAL NO. 2225

CPO 2000/1



AGCO Corporation
Parts List Report

Massey Ferguson (Europe)
MF 500 COMBINE
Page 412 - HYDRAULIC UNLOADER SPOUT

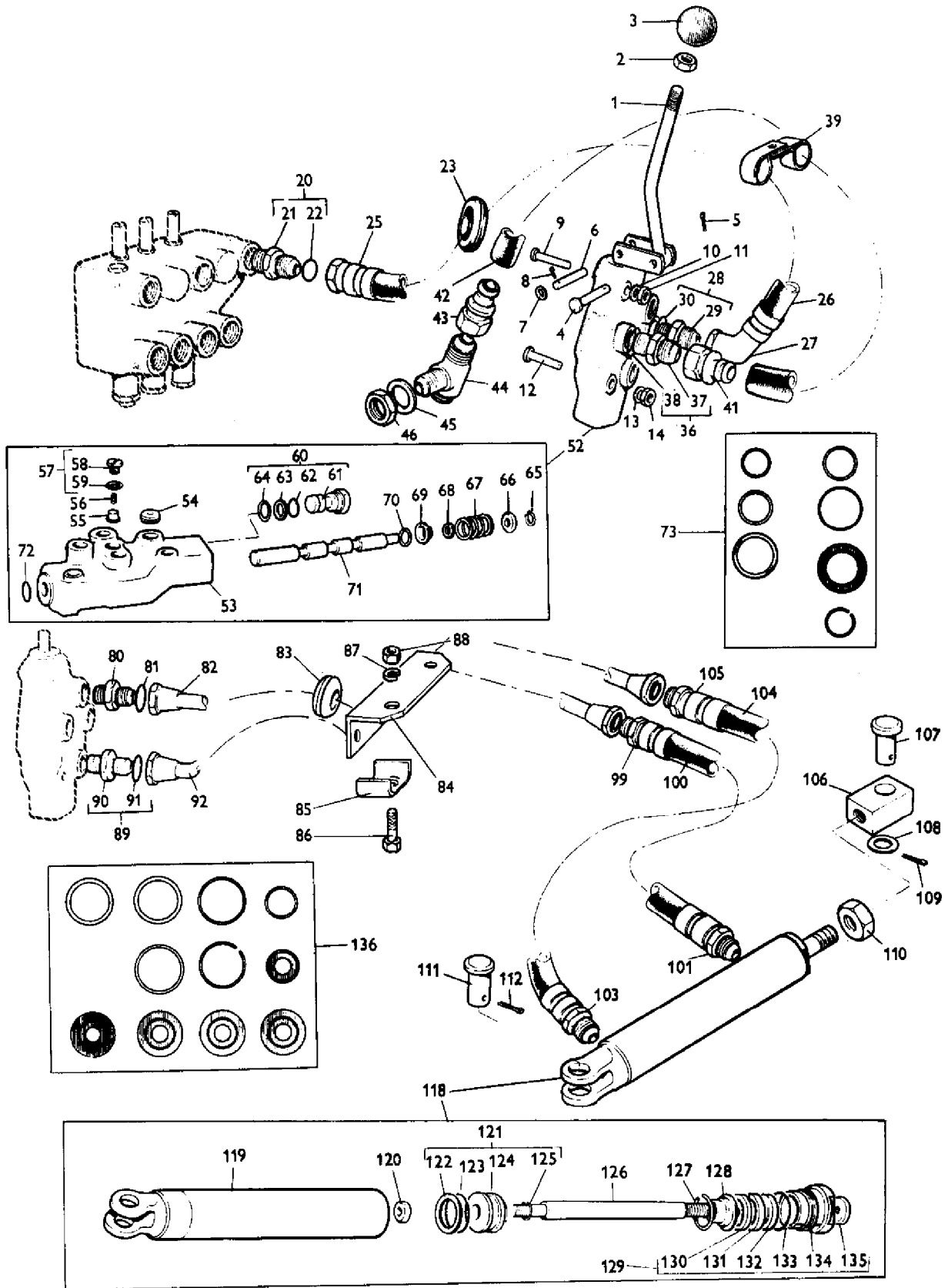
Item	Part Number	Qty	Part Description	Comments
				Up to Serial or Engine Number 2225
1	233245M91	1	Lever	
2	375111X1	1	Nut Unc	
3	205612M1	1	Knob	
4	1501182M1	1	Pin	
5	354057X1	1	Pin	
6	361196X1	1	Pin	
7	353753X1	2	Washer	
8	354039X1	2	Cotter	
9	353527X1	1	Screw	
10	353446X1	1	Lock Washer	
11	353916X1	1	Nut Unf	
12	353529X1	1	Bolt Unf	
13	353446X1	1	Lock Washer	
14	353916X1	1	Nut Unf	
20	234996M92	1	Valve	(E)
20	796927M92	1	Valve	
21		1	Body	Not Serviced, Order 796927M92
22	1020313M1	1	Plunger	
23	1020314M1	1	Spring	
24	1020732M91	1	Plug	
25		1	Plug	Not Serviced, Order 1020732M91
26	1000557M1	1	Gasket	(A)
27	1025478M1	2	Plate	(C)
27	1031406M1	2	Plate	(D)
28	1020730M91	1	Plug	(C)
29		1	Plug	(C)
30	851134M1	1	O Ring	(C)
31	1024129M1	1	Washer	(C)
32	851258M1	1	O Ring	(C)
33	364568X1	1	Seal	(A)
34		1	Spool	Not Serviced, Order 796927M92
35	851258M1	1	O Ring	(A)
36	1020731M1	1	Washer	
37	1024130M1	1	Washer	
38	1020311M1	1	Spring	
39	1020729M1	1	Washer	
40	354476X1	1	Clip	(A)
41	1810026M91	X	Parts Pack	(E)

47	832475M91	1	Union	
48	895541M91	1	Hose	(H)
49	895547M1	1	Hose	1/2" X 44.5/8"
50	895551M1	1	Union	
51	895552M1	1	Union	135 {0}
52	361191X1	1	Bush	
53	832475M91	1	Union	
59	355574X1	1	Nut Unf	
60	353763X1	1	Washer	
61	361192X1	1	Teepiece	
62	895541M91	1	Hose	(H)
63	895547M1	1	Hose	(J) 1/2" X 44.5/8"
64	895552M1	1	Union	135 {0}
65	895551M1	1	Union	
66	832475M91	1	Union	
67	360643X1	1	Clip	
73	360202X91	1	Connector	
74	895419M91		Hose	(H)
75	895382M1	1	Union	
76	895405M1	1	Hose	3/8" X 17.3/8"
77	895382M1	1	Union	
78	355830X1	1	Locknut	
79	353759X1	1	Washer	
80	356266X1	1	Union	
81	790579M91	1	Tube	
82	353785X1	1	Bolt Unf	
83	216909M2	1	Strip	
84	216908M1	1	Clamp	
85	10978X	1	Washer	
86	353441X1	1	Lock Washer	
87	353918X1	1	Nut Unf	
93	790583M91	1	Tube	
94	356266X1	1	Union	
95	353759X1	1	Washer	
96	355830X1	1	Locknut	
97	895419X1	1	Hose	(H)
98	895382M1	1	Union	
99	895405M1	1	Hose	(K) 3/8"
100	895382M1	1	Union	
101	360202X91	1	Connector	
107	895410M91	1	Hose	(H)
108	895379M1	1	Union	
109	895393M1	1	Hose	(K) 3/8"

110	895378M1	1	Elbow	90 {0}
111	832201M1	1	Connector	
112	895414M91	1	Hose	(H)
113	895379M1	1	Union	
114	895027M1	1	Hose	(K) 3/8"
115	895378M1	1	Elbow	90 {0}
116	832201M1	1	Connector	
117	353438X1	1	Nut Unf	
123	230791M91	1	Ram	
124	1020303M91	1	Barrel	
125	1882964M1	1	Nut	
126	353446X1	1	Lock Washer	
127	1882867M91	1	Piston	
128		2	Washer	(F)
129		1	O Ring	(F)
130		1	Piston	Not Serviced, Order 1882867M91
131	1883404M1	1	Rod	
132	1882868M91	1	Bearing	
133		1	O Ring	(F)
134		1	Bearing	Not Serviced, Order 1882868M91
135		1	Block	(F)
136		1	O Ring	(F)
137	835623M91	1	Gasket	(G) (A) INCLUDED IN SEAL REPAIR KIT 1810026M91 (B) INCLUDES ITEMS MARKED (A) (C) USED ONLY WITH 234996M92 (D) USED ONLY WITH 796927M92 (E) Not Serviced, Order 796927M92 (F) INCLUDED IN SEAL REPAIR KIT 835623M91 (G) INCLUDES ITEMS MARKED (F) (H) Not Serviced, Order DETAILS (J) Not Serviced, Order 895053M1 (30') OR 895173M1 (60') (K) Not Serviced, Order 895022M1 (30') OR 895171M1 (60')

HYDRAULIC UNLOADER SPOUT
FROM SERIAL NO. 2226

CPO 2001/1



AGCO Corporation
Parts List Report

Massey Ferguson (Europe)
MF 500 COMBINE
Page 416 - HYDRAULIC UNLOADER SPOUT

Item	Part Number	Qty	Part Description	Comments
				From Serial or Engine Number 2226
1	233245M91	1	Lever	
2	375111X1	1	Nut Unc	
3	205612M1	1	Knob	
4	1501182M1	1	Pin	
5	354057X1	1	Pin	
6	361196X1	1	Pin	
7	353753X1	2	Washer	
8	354039X1	2	Cotter	
9	353527X1	1	Screw	
10	353446X1	1	Lock Washer	
11	353916X1	1	Nut Unf	
12	353529X1	1	Bolt Unf	
13	353446X1	1	Lock Washer	
14	353916X1	1	Nut Unf	
20	832475M91	1	Union	
21		1	Connector	Not Serviced, Order 832475M91
22	1852568M1	1	O Ring	
23	361191X1	1	Bush	
24	794801M91	1	Hose	(G)
25	895551M1	1	Union	
26	794819M1	1	Hose	(H) 1/2" X 44.1/2"
27	895552M1	1	Union	135 {0}
28	832475M91	1	Union	
29		1	Connector	Not Serviced, Order 832475M91
30	1852568M1	1	O Ring	
36	832475M91	1	Union	
37		1	Connector	Not Serviced, Order 832475M91
38	1852568M1	1	O Ring	
39	360643X1	2	Clip	
40	895679M92	1	Hose	(G)
41	895680M1	1	Union	
42	895681M2	1	Hose	(J) 1/2" X 50.3/4"
43	895680M1	1	Union	
44	361192X1	1	Teepiece	
45	353763X1	1	Washer	
46	355574X1	1	Nut Unf	

52	234996M92	1	Valve	(F)
52	796927M92	1	Valve	
53		1	Body	Not Serviced, Order 796927M92
54	1025478M1	2	Plate	(C)
54	1031406M1	2	Plate	(D)
55	1020313M1	1	Plunger	
56	1020314M1	1	Spring	
57	1020732M91	1	Plug	
58		1	Plug	Not Serviced, Order 1020732M91
59	1000557M1	1	Gasket	
60	1020730M91	1	Plug	(C)
61		1	Plug	Not Serviced, Order 1020730M91
62	851134M1	1	O Ring	
63	1024129M1	1	Washer	
64	851258M1	1	O Ring	
65	354476X1	1	Clip	(A)
66	1020729M1	1	Washer	
67	1020311M1	1	Spring	
68	1024130M1	1	Washer	
69	1020731M1	1	Washer	
70	851258M1	1	O Ring	(A)
71		1	Spool	Not Serviced, Order 796927M92
72	364568X1	1	Seal	(A)
73	1810026M91	X	Parts Pack	(B)
80	895665M91	1	Union	
81	1852568M1	1	O Ring	
82	794086M91	1	Tube	
83	210280M1	2	Grommet	
83	359376X1	2	Plug	(E)
84	794724M1	1	Bracket	
85	227651M1	2	Clamp	
86	353518X1	2	Screw Unf	
87	353446X1	2	Lock Washer	
88	353916X1	2	Nut Unf	
89	895665M91	1	Union	
90		1	Connector	Not Serviced, Order 895665M91
91	1852568M1	1	O Ring	
92	794062M91	1	Tube	
98	794802M91	1	Hose	(G)
99	895488M1	1	Union	
100	794812M1	1	Hose	(K) 1/4" X 21"
101	895719M1	1	Union	
102	794802M91	1	Hose	(G)
103	895719M1	1	Union	
104	794812M1	1	Hose	(K)

1/4" X 21"

105	895488M1	1	Union	
106	226846M1	1	Swivel	
107	354192X1	1	Pin	
108	353774X1	1	Washer	
109	354059X1	1	Pin	
110	353438X1	1	Nut Unf	
111	354192X1	1	Pin	
112	354059X1	1	Pin	
118	795512M91	1	Ram	
119	1024360M91	1	Barrel	
120	376448X1	1	Nut Unf	
121	1882865M91	1	Piston	
122		2	Washer	(L)
123		1	O Ring	(L)
124		1	Piston	Not Serviced, Order 1882865M91
125		1	O Ring	(L)
126	1883145M1	1	Rod	
127	1021306M1	1	Ring	
128	1020295M1	1	Packing	
129	1882866M91	1	Bearing	
130		1	Flat Spanner	(L)
131		1	Flat Spanner	(L)
132		2	Flat Spanner	(L)
133		1	O Ring	(L)
134		1	Bearing	Not Serviced, Order 1882866M91
135		1	Seal	(L)
136	835659M91	X	Gasket	(M)
				(A)
				INCLUDED IN SEAL REPAIR KIT 1810026M91
				(B)
				INCLUDES ITEMS MARKED (A)
				(C)
				FOR USE WITH 234996M92 ONLY
				(D)
				FOR USE WITH 796927M92 ONLY
				(E)
				FOR USE WHEN HYDRAULIC UNLOADER NOT FITTED
				(F)
				Not Serviced, Order 796927M92
				(G)
				Not Serviced, Order DETAILS
				(H)
				Not Serviced, Order 895053M1 (30') OR 895173M1 (60')

(J)

Not Serviced, Order 895705M1 (60')

(K)

Not Serviced, Order 895224M1 (30') OR
895235M1 (60')

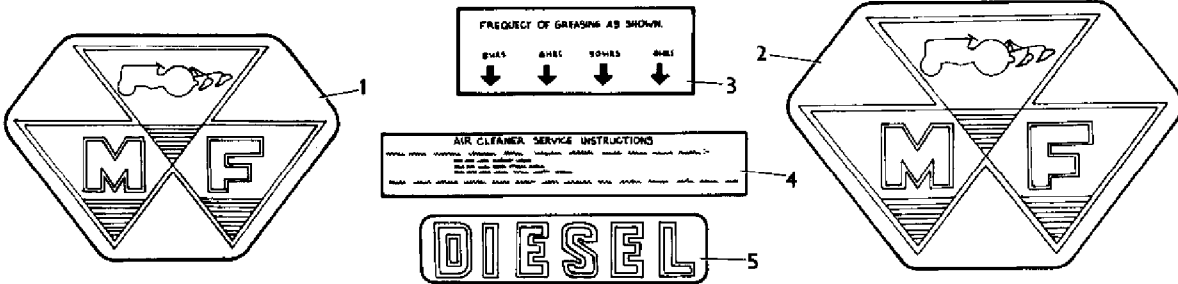
(L)

INCLUDED IN SEAL REPAIR KIT 835659M91

(M)

INCLUDES ITEMS MARKED (L)

CPO 4235



MASSEY-FERGUSON

WARNING
KEEP CLEAR OF OPENING


500

WARNING
IT IS DANGEROUS TO WORK
WITH THE DOOR OPEN

TO MAINTAIN SPECIES RANGE OF
CUTTING HEIGHTS, ADJUST THE
CUTTING HEIGHT ADJUSTER TO
THE POSITION SHOWN IN THE
ILLUSTRATION.

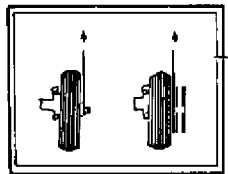
500

RAISE EXTENSION APPROX. 1/2"
SET OPENING SLIGHTLY
GREATER THAN SIEVE



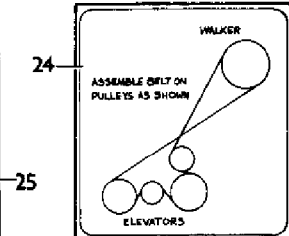
PROPERTY MARKING

IMPORTANT
CYLINDER DRIVE WALKER PULLEY
MUST BE KEPT TIGHT AT ALL TIMES.
IF THE PULLEY IS LOOSE, IT WILL
CAUSE WEAR AND TEAR TO THE
WALKER AND ELEVATOR BELT.
CHECK THE TENSION OF THE
PULLEY REGULARLY.



HARVEST CHART

Area	1st	2nd	3rd	4th	5th	6th	7th	8th	9th	10th	11th	12th	13th	14th	15th	16th	17th	18th	19th	20th	21st	22nd	23rd	24th	25th	26th	27th	28th	29th	30th	
1st																															



AUTOMATIC TABLE HEIGHT CONTROL
CAUTION

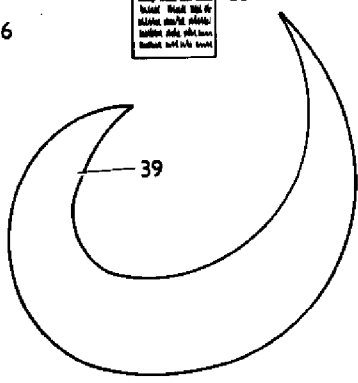
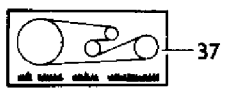
CHECK
DAILY TENSION
MUST BE MAINTAINED
AT ALL TIMES.
IF THE TENSION IS
LOOSE, IT WILL
CAUSE WEAR AND
TEAR TO THE
WALKER AND
ELEVATOR BELT.
CHECK THE
TENSION OF THE
PULLEY
REGULARLY.

SEW PLATES
MUST BE KEPT
TIGHT AT ALL
TIMES.
IF THE PLATES
ARE LOOSE, IT
WILL CAUSE
WEAR AND
TEAR TO THE
WALKER AND
ELEVATOR BELT.
CHECK THE
TENSION OF THE
PLATES
REGULARLY.

**TO CHANGE
BELT SPEED**
SEE THE
OPERATOR'S
MANUAL FOR
DETAILS.

**CLEAN OUT EVERY EVENING IF
WORKING IN WET WEATHER. THIS
WILL PREVENT THE BELT FROM
SLIPPING AND CAUSE WEAR AND
TEAR TO THE BELT.**

STARTING INSTRUCTIONS
SEE THE OPERATOR'S
MANUAL FOR
DETAILS.



**FOR NORMAL
CONDITIONS
DEFLECTOR
RODS TO BE SET
INLINE WITH
ARROWS**

WARNING
DO NOT ADJUST
THE DEFLECTOR RODS
WHILE THE MACHINE IS
MOVING.

AGCO Corporation
Parts List Report

Massey Ferguson (Europe)

MF 500 COMBINE

Page 420 - TRANSFERS-FRENCH - ENGLISH

Item	Part Number	Qty	Part Description	Comments
				ENGLISH
1	793611M1	2	Decal	
2	793610M1	2	Decal	
3	794569M1	1	Decal	
4	791998M1	1	Transfer	
5	794241M1	1	Decal	
6	792365M1	2	Emblem	
7	794781M1	1	Decal	
8	794656M1	1	Decal	
9	793581M1	1	Decal	
10	793580M1	1	Decal	
17	196162M1	1	Decal	
18	793196M1	2	Decal	
19	794404M1	1	Decal	
20	792215M1	1	Decal	
21	794989M1	2	Decal	
22	796069M1	1	Decal	
23	794454M1	1	Decal	
24	792213M1	1	Transfer	
25	795092M1	1	Decal	
26	796216M1	1	Bracket	
33	792403M1	2	Decal	
34	791950M1	1	Plate	
35	792272M1	2	Decal	
36	650378M1	1	Label	
37	791951M1	1	Transfer	
38	793197M1	1	Decal	
39	795407M1	1	Decal	
40	794408M1	1	Transfer	

AGCO Corporation
Parts List Report

Massey Ferguson (Europe)

MF 500 COMBINE

Page 423 - TRANSFERS-FRENCH - FRENCH

Item	Part Number	Qty	Part Description	Comments
				FRENCH
1	793611M1	2	Decal	
2	793610M1	2	Decal	
3	794610M1	1	Decal	
4	792188M1	1	Transfer	
5	794241M1	1	Decal	
6	792365M1	2	Emblem	
7	794858M1	1	Transfer	
8	794726M1	1	Decal	
9	793581M1	1	Decal	
10	793580M1	1	Decal	
17	196162M1	1	Decal	
18	793334M1	2	Decal	
19	794405M1	1	Transfer	
20	792189M1	1	Decal	
21	794989M1	2	Decal	
22	785636M1	1	Transfer	
23	794756M1	1	Transfer	
24	792190M1	1	Transfer	
25	795409M1	1	Transfer	
26	792187M1	1	Transfer	
33	793156M1	2	Decal	
34	792185M1	1	Plate	
35	792274M1	2	Decal	
36	792357M1	1	Transfer	
37	792184M1	1	Transfer	
38	793331M1	1	Transfer	
39	795407M1	1	Decal	
40	794409M1	1	Decal	

AGCO Corporation
Parts List Report

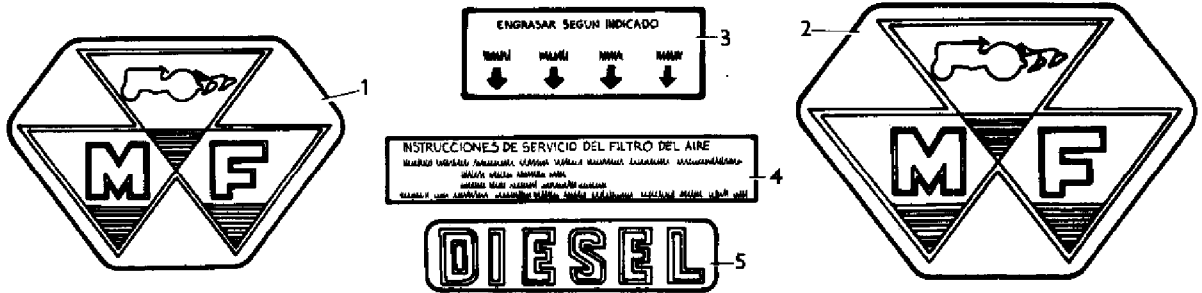
Massey Ferguson (Europe)

MF 500 COMBINE

Page 424 - TRANSFERS-FRENCH - GERMAN

Item	Part Number	Qty	Part Description	Comments
				GERMAN
1	793611M1	2	Decal	
2	793610M1	2	Decal	
3	794614M1	1	Decal	
4	792207M1	1	Transfer	
5	794241M1	1	Decal	
6	792365M1	2	Emblem	
7	794860M1	1	Decal	
8	794728M1	1	Decal	
9	793581M1	1	Decal	
10	793580M1	1	Decal	
17	196162M1	1	Decal	
18	793333M1	2	Decal	
19	794406M1	1	Decal	
20	792212M1	1	Transfer	
21	794989M1	2	Decal	
22	785638M1	1	Decal	
23	794758M1	1	Decal	
24	792206M1	1	Transfer	
25	795411M1	1	Decal	
26	792208M1	1	Transfer	
33	793157M1	2	Transfer	
34	792211M1	1	Plate	
35	792275M1	2	Decal	
36	792358M1	1	Transfer	
37	792209M1	1	Transfer	
38	793330M1	1	Decal	
39	795407M1	1	Decal	
40	794410M1	1	Transfer	

CPO 4238



MASSEY-FERGUSON

AVISO!
 Previamente a cualquier trabajo de mantenimiento o reparación, asegure el tractor y asegure el freno de estacionamiento.



AVISO
 Nunca trabaje en pendientes pronunciadas sin el freno de estacionamiento aplicado.

PARA MANTENER LAS VELOCIDADES
 Mantenga siempre el variador en la posición normal. No cambie la posición del variador para aumentar o disminuir la velocidad.



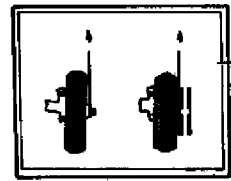
LEVANTAR LA EXTENSION
 APROXIMADAMENTE 19MM.
 AJUSTAR LA APERTURA UN POCO MAS ABIERTA QUE EN LA CRIDA.

Para verificar las conexiones de los cables
 1. Verificar que los cables estén correctamente conectados.
 2. Verificar que los cables estén correctamente etiquetados.
 3. Verificar que los cables estén correctamente aislados.
 4. Verificar que los cables estén correctamente protegidos.

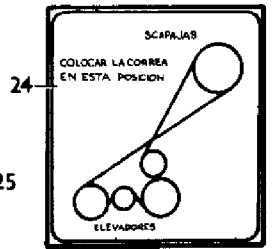
Tabla de Ajustes

TABLA DE AJUSTES PARA COSECHA

Velocidad	Tracción	Extensión	Apertura	Alcance	Alcance	Alcance	Alcance	Alcance	Alcance	Alcance	Alcance	Alcance	Alcance	Alcance	Alcance	Alcance	Alcance	Alcance	Alcance	Alcance
1	1	1	1	1	1	1	1	1	1	1	1	1	1	1	1	1	1	1	1	1
2	2	2	2	2	2	2	2	2	2	2	2	2	2	2	2	2	2	2	2	2
3	3	3	3	3	3	3	3	3	3	3	3	3	3	3	3	3	3	3	3	3
4	4	4	4	4	4	4	4	4	4	4	4	4	4	4	4	4	4	4	4	4
5	5	5	5	5	5	5	5	5	5	5	5	5	5	5	5	5	5	5	5	5
6	6	6	6	6	6	6	6	6	6	6	6	6	6	6	6	6	6	6	6	6
7	7	7	7	7	7	7	7	7	7	7	7	7	7	7	7	7	7	7	7	7
8	8	8	8	8	8	8	8	8	8	8	8	8	8	8	8	8	8	8	8	8
9	9	9	9	9	9	9	9	9	9	9	9	9	9	9	9	9	9	9	9	9
10	10	10	10	10	10	10	10	10	10	10	10	10	10	10	10	10	10	10	10	10
11	11	11	11	11	11	11	11	11	11	11	11	11	11	11	11	11	11	11	11	11
12	12	12	12	12	12	12	12	12	12	12	12	12	12	12	12	12	12	12	12	12
13	13	13	13	13	13	13	13	13	13	13	13	13	13	13	13	13	13	13	13	13
14	14	14	14	14	14	14	14	14	14	14	14	14	14	14	14	14	14	14	14	14
15	15	15	15	15	15	15	15	15	15	15	15	15	15	15	15	15	15	15	15	15
16	16	16	16	16	16	16	16	16	16	16	16	16	16	16	16	16	16	16	16	16
17	17	17	17	17	17	17	17	17	17	17	17	17	17	17	17	17	17	17	17	17
18	18	18	18	18	18	18	18	18	18	18	18	18	18	18	18	18	18	18	18	18
19	19	19	19	19	19	19	19	19	19	19	19	19	19	19	19	19	19	19	19	19
20	20	20	20	20	20	20	20	20	20	20	20	20	20	20	20	20	20	20	20	20
21	21	21	21	21	21	21	21	21	21	21	21	21	21	21	21	21	21	21	21	21
22	22	22	22	22	22	22	22	22	22	22	22	22	22	22	22	22	22	22	22	22
23	23	23	23	23	23	23	23	23	23	23	23	23	23	23	23	23	23	23	23	23
24	24	24	24	24	24	24	24	24	24	24	24	24	24	24	24	24	24	24	24	24
25	25	25	25	25	25	25	25	25	25	25	25	25	25	25	25	25	25	25	25	25
26	26	26	26	26	26	26	26	26	26	26	26	26	26	26	26	26	26	26	26	26
27	27	27	27	27	27	27	27	27	27	27	27	27	27	27	27	27	27	27	27	27
28	28	28	28	28	28	28	28	28	28	28	28	28	28	28	28	28	28	28	28	28
29	29	29	29	29	29	29	29	29	29	29	29	29	29	29	29	29	29	29	29	29
30	30	30	30	30	30	30	30	30	30	30	30	30	30	30	30	30	30	30	30	30
31	31	31	31	31	31	31	31	31	31	31	31	31	31	31	31	31	31	31	31	31
32	32	32	32	32	32	32	32	32	32	32	32	32	32	32	32	32	32	32	32	32
33	33	33	33	33	33	33	33	33	33	33	33	33	33	33	33	33	33	33	33	33
34	34	34	34	34	34	34	34	34	34	34	34	34	34	34	34	34	34	34	34	34
35	35	35	35	35	35	35	35	35	35	35	35	35	35	35	35	35	35	35	35	35



IMPORTANCIA
 MANTENER EL MANTENIMIENTO DEL MANTENIMIENTO DE VELOCIDAD EN TODOS LOS MOMENTOS DEL TRABAJO.



AVISO
 No trabaje en pendientes pronunciadas sin el freno de estacionamiento aplicado.

COMPROBAR
 Verificar que los cables estén correctamente conectados y que los cables estén correctamente etiquetados.

USAR LAS PLACAS
 Usar las placas de identificación de los componentes para facilitar el mantenimiento.

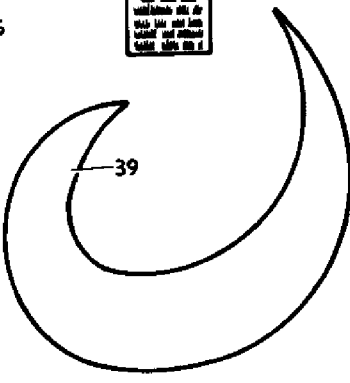
VELOCIDAD
 Mantener la velocidad adecuada para el tipo de trabajo que se está realizando.

TRABAJANDO EN NEVE O BARRO
 Mantener el variador en la posición normal para evitar el resaca de la máquina.

INSTRUCCIONES PARA AJUSTAR
 Ajustar el variador de la siguiente manera: 1. Girar el eje de ajuste hasta que el indicador quede en la posición normal.



AVISO
 No ajustar el variador para aumentar o disminuir la velocidad.



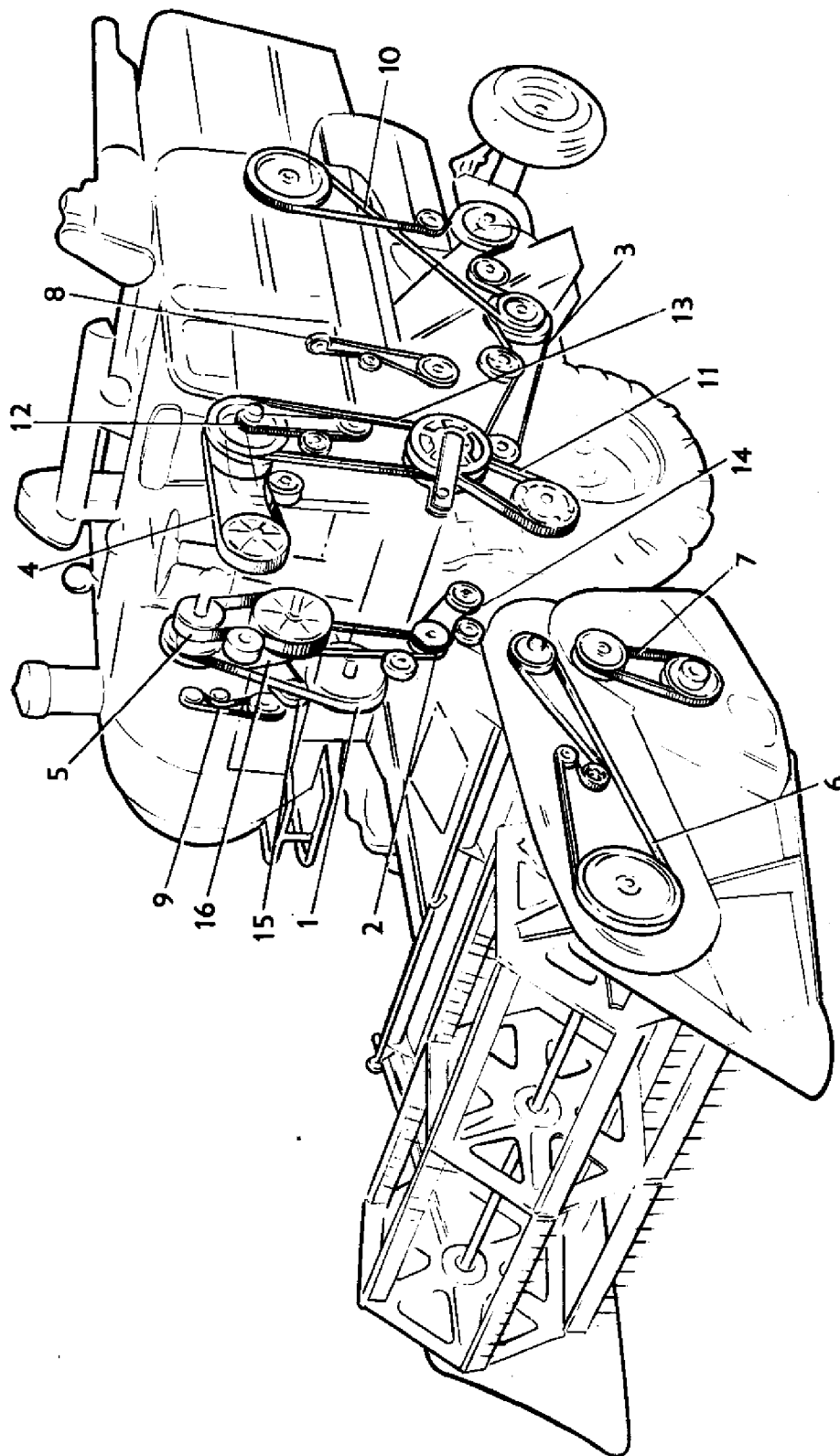
PARA CONDICION
 NORMALES LAS VARILLAS DEL DEFLECTOR DEBEN ESTAR EN LINEA CON LAS FLECHAS.

AGCO Corporation
Parts List Report

Massey Ferguson (Europe)
MF 500 COMBINE
Page 427 - TRANSFERS SPANISH

Item	Part Number	Qty	Part Description	Comments
1	793611M1	2	Decal	
2	793610M1	2	Decal	
3	794612M1	1	Decal	
4	792165M1	1	Transfer	
5	794241M1	1	Decal	
6	792365M1	2	Emblem	
7	794859M1	1	Decal	
8	794727M1	1	Decal	
9	793581M1	1	Decal	
10	793580M1	1	Decal	
17	196162M1	1	Decal	
18	793335M1	2	Decal	
19	794407M1	1	Decal	
20	792163M1	1	Transfer	
21	794989M1	2	Decal	
22	785634M1	1	Shaft	
23	794757M1	1	Decal	
24	792162M1	1	Transfer	
25	795410M1	1	Decal	
26	792160M1	1	Transfer	
33	793155M1	2	Decal	
34	792183M1	1	Plate	
35	792273M1	2	Decal	
36	792359M1	1	Transfer	
37	792182M1	1	Transfer	
38	793332M1	1	Decal	
39	795407M1	1	Decal	
40	794411M1	1	Decal	

CPO 0552/1



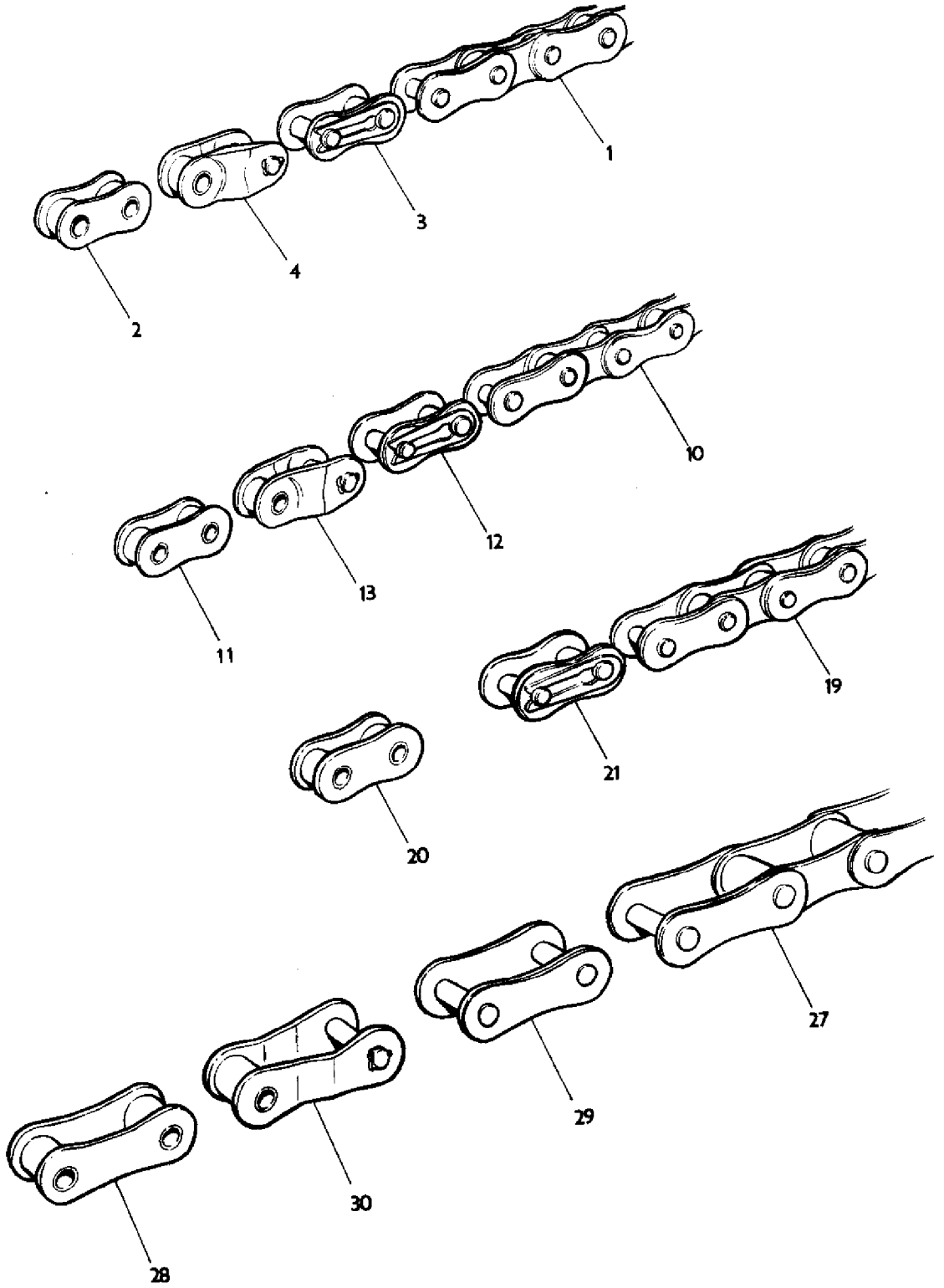
AGCO Corporation
Parts List Report

Massey Ferguson (Europe)
MF 500 COMBINE
Page 428 - BELTS

Item	Part Number	Qty	Part Description	Comments
1	226981M1	1	Belt	
2	227457M1	1	Belt	
3	227984M1	1	Belt	
4	793862M1	1	Belt	
5	793863M1	1	Belt	
6	790839M1	1	Belt	
7	790833M1	1	Belt	
8	228999M1	1	Belt	
8	832538M1	1	Belt	
9	228722M1	1	Belt	
10	227986M1	1	Belt	(A)
10	320593M2	1	Belt	(B)
11	226848M1	1	Belt	
11	793981M1	1	V Belt	
12	228813M1	1	Belt	
13	233124M1	1	Belt	
13	793982M1	1	V Belt	
14	227976M1	1	Belt	
15	230381M1	1	Belt	
16	233950M1	1	Belt	

(A)
Up to Serial or Engine Number 3913
(B)
From Serial or Engine Number 3914

CFO.3282

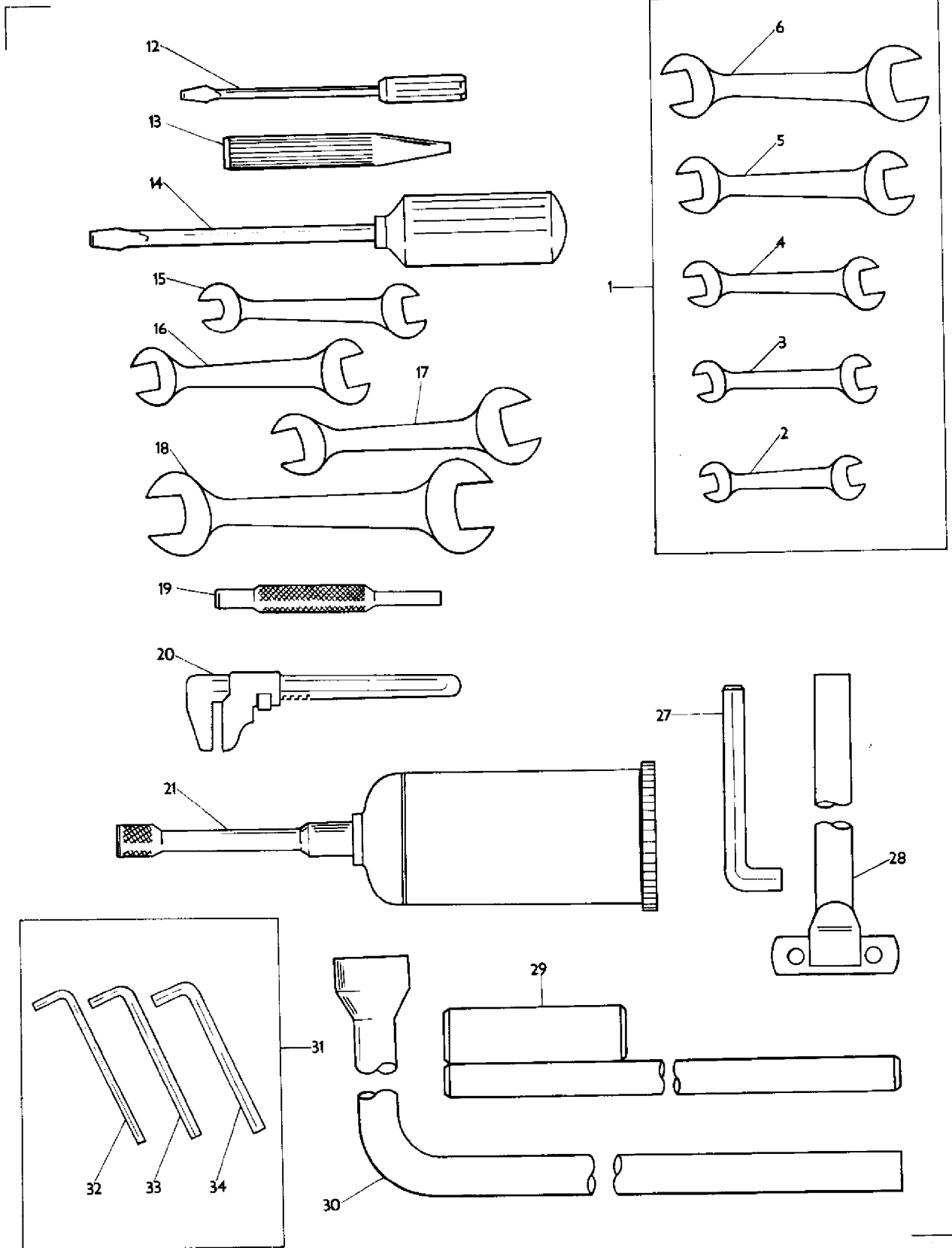


AGCO Corporation
Parts List Report

Massey Ferguson (Europe)
MF 500 COMBINE
Page 431 - CHAINS - 1/2"A.S.A

Item	Part Number	Qty	Part Description	Comments
				1/2"A.S.A
1	1810235C10	1	Chain	(A) 10'
2	329202M91	X	Link	
3	329206M91	X	Link	
4	329210M91	X	Cranked Link	
				5/8"A.S.A
10	1810236C10	1	Chain	(B) 10'
11	329257M91	X	Link	
12	329260M91	X	Link	
13	329266M91	X	Cranked Link	
				3/4"A.S.A
19	1810237C10	1	Chain	(C) 10'
20	329419M91	X	Link	
21	329274M91	X	Connecting Link	
				1"A.S.A.
27	1810239C10	1	Chain	(D) 10'
28	329333M91	X	Link	
29	329335M91	X	Link	
30	329336M91	X	Cranked Link	
				(A) THIS CHAIN CONTAINS 240 PITCHES AT 1/2" PITCH
				(B) THIS CHAIN CONTAINS 192 PITCHES AT 5/8" PITCH
				(C) THIS CHAIN CONTAINS 160 PITCHES AT 3/4" PITCH
				(D) THIS CHAIN CONTAINS 120 PITCHES AT 1" PITCH

CPO.1966/1



AGCO Corporation
Parts List Report

Massey Ferguson (Europe)
MF 500 COMBINE
Page 435 - TOOLS

Item	Part Number	Qty	Part Description	Comments
1	794171M1	1	Spanner	
2		1	Spanner	Not Serviced, Order 794171M1 7/16" X 1/2" A.F.
3		1	Spanner	Not Serviced, Order 794171M1 1/2" X 9/16" A.F.
4		1	Spanner	Not Serviced, Order 794171M1 9/16" X 5/8" A.F.
5		1	Spanner	Not Serviced, Order 794171M1 11/16" X 3/4" A.F.
6		1	Spanner	Not Serviced, Order 794171M1 3/4" X 15/16" A.F.
12	793412M1	1	Screwdriver	
13	630908M1	1	Punch	
14	630900M1	1	Screwdriver	
15	628804M1	1	Spanner	1/2" X 9/16" A.F.
16	787029M1	1	Spanner	5/16" X 3/8" B.S.W.
17	787030M1	1	Spanner	7/16" X 9/16" B.S.W.
18	791423M1	1	Spanner	1.01" X 1.20" A.F.
19	630909M1	1	Punch	
20	202466M1	1	Wrench	
21	204925M1	1	Gun	
27	793194M1	1	Wrench	
28	240401M91	1	Wrench	
29	794753M91	1	Extension	
30	200936M1	1	Spanner	
31	640574M91	1	Wrench	
32		1	Wrench	Not Serviced, Order 640574M91 3/32" A.F.
33		1	Wrench	Not Serviced, Order 640574M91 1/8" A.F.
34		1	Wrench	Not Serviced, Order 640574M91 5/32" A.F.