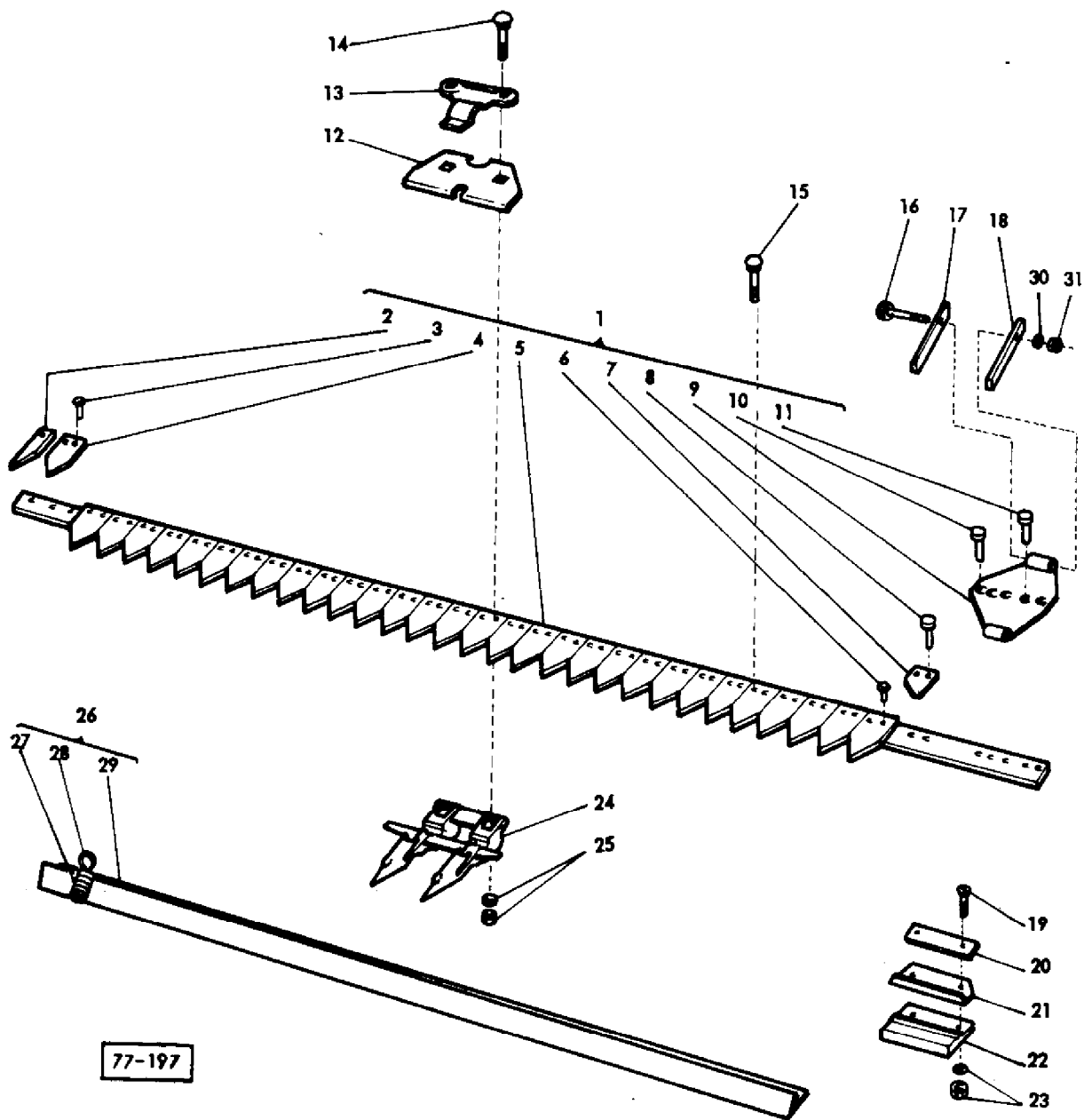


LAME
MESSER
CUCHILLA
KNIFE } 8'



AGCO Corporation
Parts List Report

Massey Ferguson (Europe)
MF 506 COMBINE
Page 3 - KNIFE - 8'

Item	Part Number	Qty	Part Description	Comments
				8'
1	402320M93	2	Knife	(A)
	402320M93	1	Knife	(B)
	417836M91	1	Knife	(B)
2	790863M1	2	Section	(A)
	790863M1	1	Section	(B)
3	391493X1	136	Rivet	(A)
	391493X1	68	Rivet	(B)
4	206236M1	66	Section	(A)
	210987M1	33	Section	(B)
5	1724501M1	2	Stem	(A)
	1724501M1	1	Stem	(B)
6	391493X1	136	Rivet	(A)
	391493X1	68	Rivet	(B)
7	647116M1	2	Section	(A)
	647116M1	1	Section	(B)
8	391498X1	6	Rivet	(A)
	391498X1	3	Rivet	(B)
9	724499M91	2	Knife Head	(A)
	724499M91	1	Knife Head	(B)
10	339419X1	8	Rivet	(A)
	339419X1	4	Rivet	(B)
11	391498X1	6	Rivet	(A)
	391498X1	3	Rivet	(B)
12	206196M1	8	Guide	(A, B)
13	206195M1	8	Clip	(A, B)
14	1442457X1	16	Bolt Metric	(A, B)
15	1442456X1	18	Screw	(A, B)
16	339204X1	2	Screw	(A, B)
17	204321M1	1	Plate	(A, B)
18	402321M1	1	Plate	(A, B)
19	390640X1	2	Screw Metric	(A, B)
20	404795M1	1	Plate	(A, B)
21	404409M1	1	Guide	(A, B)
22	404410M1	1	Guide	(A, B)
23	339376X1	2	Lock Washer	(A, B)
	339402X1	2	Nut Metric	(A, B)
24	609993M91	17	Finger	(A, B)
25	339534X1	34	Washer Metric	(A, B)

	339402X1	34	Nut Metric	(A, B)
26	402727M91	1	Shield	(A, B)
27	322980M1	2	Spring	(A, B)
28	322979M1	2	Knotter Hook	(A, B)
		1		Not Serviced, Order 26
				(A, B)
30	339376X1	2	Lock Washer	(A, B)
31	339402X1	2	Nut Metric	(A, B)

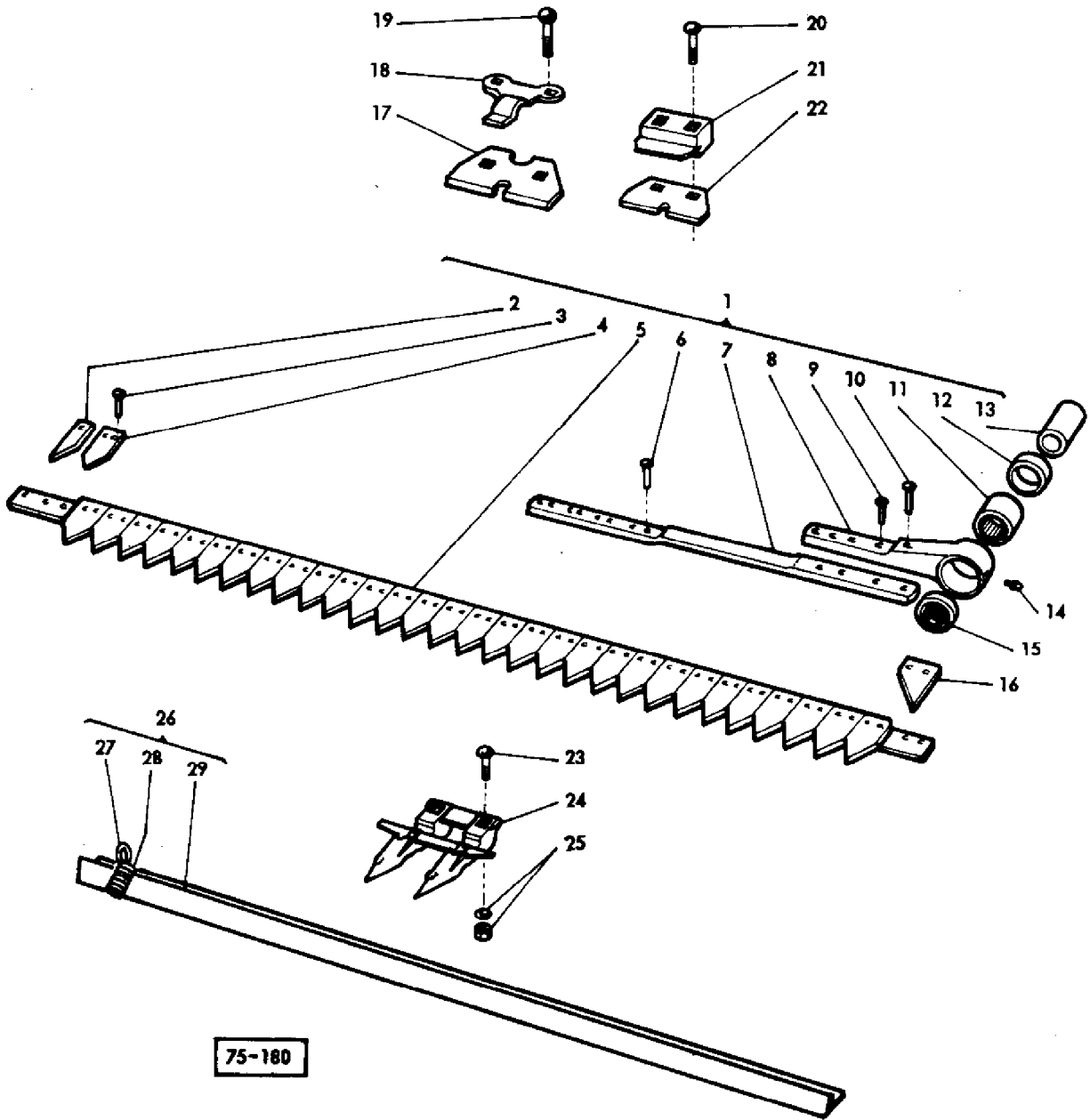
(A)

2 SERATED VERSION

(B)

1 SERATED VERSION + 1 SMOOTH VERSION

LAME
 MESSER
 CUCHILLA
 KNIFE } 10'



AGCO Corporation
Parts List Report

Massey Ferguson (Europe)
MF 506 COMBINE
Page 4 - KNIFE - 10'

Item	Part Number	Qty	Part Description	Comments
				10'
1	1723545M92	2	Knife	(A)
1	1723545M92	1	Knife	(B)
	1724687M91	1	Knife	(B)
2	790863M1	2	Section	(A)
2	790863M1	1	Section	(B)
3	391493X1	148	Rivet	(A)
3	391493X1	74	Rivet	(B)
4	206236M1	78	Section	(A)
	210987M1	39	Section	(B)
5	1724506M1	2	Support	(A)
5	1724506M1	1	Support	(B)
6	1441934X1	16	Rivet	(A)
6	1441934X1	8	Rivet	(B)
7	785583M1	2	Spring	(A)
7	785583M1	1	Spring	(B)
8	785584M1	2	Head	(A)
8	785584M1	1	Head	(B)
9	29140X	8	Rivet	(A)
9	29140X	4	Rivet	(B)
10	29142X	2	Rivet	(A)
10	29142X	1	Rivet	(B)
11	833083M1	2	Bearing Needle	(A)
11	833083M1	1	Bearing Needle	(B)
12	831225M1	4	Seal	(A)
12	831225M1	2	Seal	(B)
13	239242M1	2	Roller	(A)
13	239242M1	1	Roller	(B)
14	13811X	2	Grease Nipple	(A)
14	13811X	1	Grease Nipple	(B)
15	831225M1	4	Seal	(A)
15	831225M1	2	Seal	(B)
16	647116M1	2	Section	(A)
16	647116M1	1	Section	(B)
17	206196M1	10	Guide	(A, B)
18	206195M1	8	Clip	(A, B)
19	1442457X1	16	Bolt Metric	(A, B)
20	1441671X1	2	Bolt Metric	(A, B)
21	786506M1	1	Clip	(A, B)

22	206196M1	10	Guide	(A, B)
23	1442456X1	22	Screw	(A, B)
24	609993M91	20	Finger	(A, B)
25	339534X1	40	Washer Metric	(A, B)
	339402X1	40	Nut Metric	(A, B)
26	402729M91	1	Guard	(A, B)
27	322979M1	2	Knotter Hook	(A, B)
28	322980M1	2	Spring	(A, B)

Not Serviced, Order NO. 26

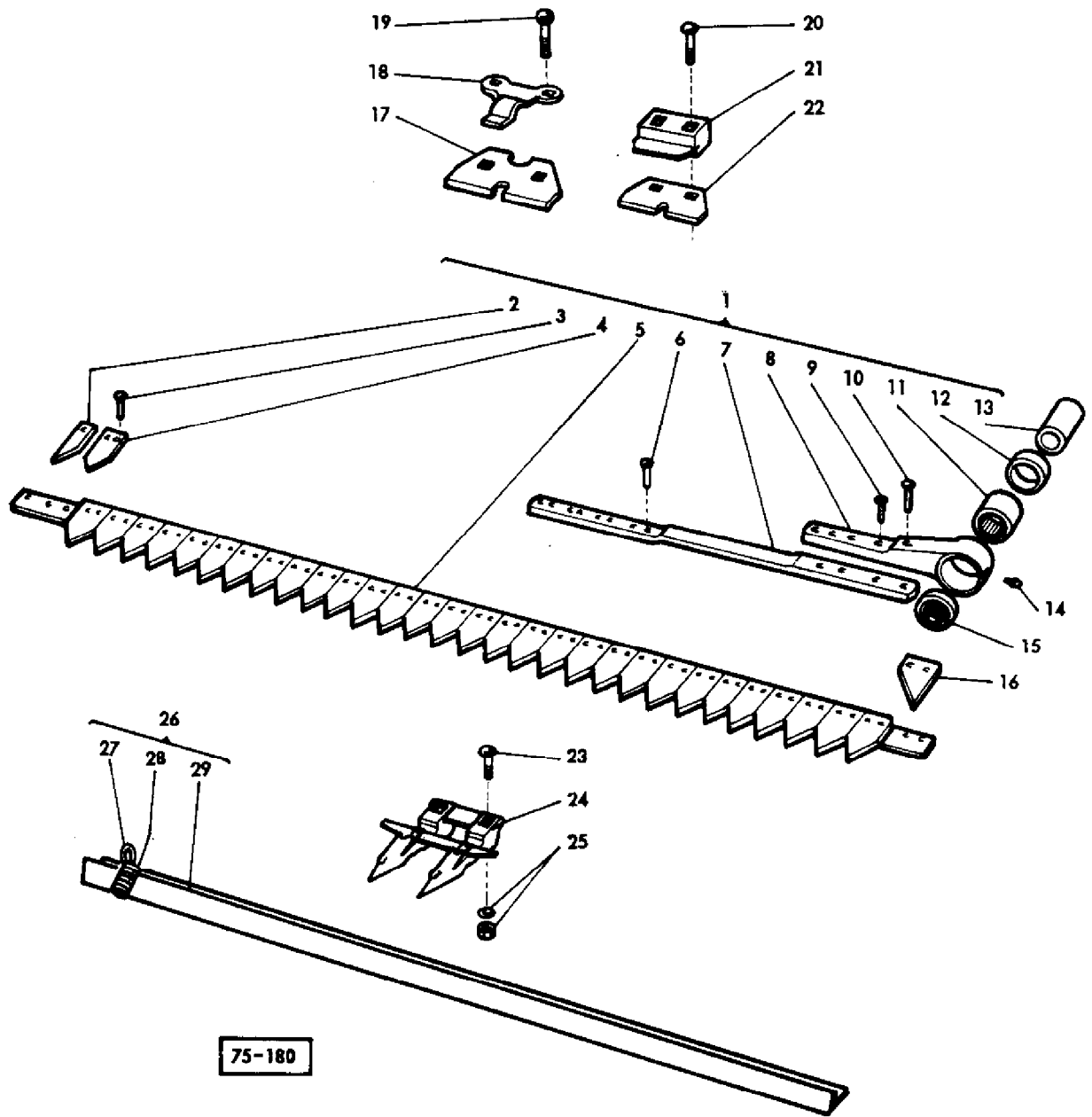
(A)

2 SERATED VERSION

(B)

1 SERATED VERSION + 1 SMOOTH VERSION

LAME
MESSER
CUCHILLA
KNIFE } 12'



75-180

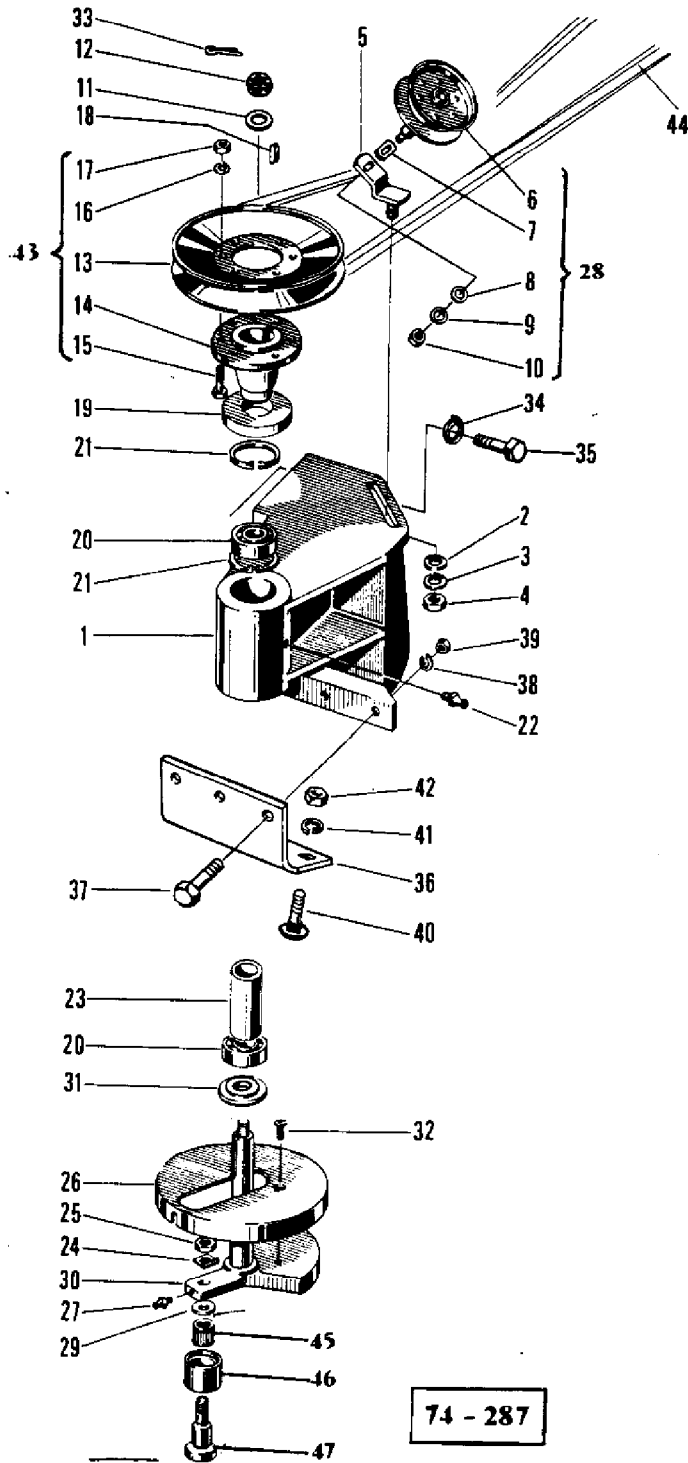
AGCO Corporation
Parts List Report

Massey Ferguson (Europe)
MF 506 COMBINE
Page 7 - KNIFE - 12'

Item	Part Number	Qty	Part Description	Comments
				12'
1	1721354M92	2	Knife	(A)
1	1721354M92	1	Knife	(B)
	1724688M91	1	Knife	(B)
2	790863M1	2	Section	(A)
2	790863M1	1	Section	(B)
3	391493X1	180	Rivet	(A)
3	391493X1	90	Rivet	(B)
4	206236M1	94	Section	(A)
	210987M1	47	Section	(B)
5	1724507M1	2	Bearer	(A)
5	1724507M1	1	Bearer	(B)
6	1441934X1	16	Rivet	(A)
6	1441934X1	8	Rivet	(B)
7	785583M1	2	Spring	(A)
7	785583M1	1	Spring	(B)
8	785584M1	2	Head	(A)
8	785584M1	1	Head	(B)
9	29140X	8	Rivet	(A)
9	29140X	4	Rivet	(B)
10	29142X	2	Rivet	(A)
10	29142X	1	Rivet	(B)
11	833083M1	2	Bearing Needle	(A)
11	833083M1	1	Bearing Needle	(B)
12	831225M1	4	Seal	(A)
12	831225M1	2	Seal	(B)
13	239242M1	2	Roller	(A)
13	239242M1	1	Roller	(B)
14	13811X	2	Grease Nipple	(A)
14	13811X	1	Grease Nipple	(B)
15	831225M1	4	Seal	(A)
15	831225M1	2	Seal	(B)
16	647116M1	2	Section	(A)
16	647116M1	1	Section	(B)
17	206196M1	12	Guide	(A, B)
18	206195M1	10	Clip	(A, B)
19	1442457X1	20	Bolt Metric	(A, B)
20	1441671X1	2	Bolt Metric	(A, B)

21	786506M1	1	Clip	(A, B)
22	206196M1	12	Guide	(A, B)
23	1442456X1	26	Screw	(A, B)
24	609993M91	24	Finger	(A, B)
25	339534X1	48	Washer Metric	(A, B)
	339402X1	48	Nut Metric	(A, B)
26	403810M91	1	Guard	(A, B)
27	322979M1	2	Knotter Hook	(A, B)
28	322980M1	2	Spring	(A, B)
29		1		Not Serviced, Order NO. 26
				(A, B)
				(A)
				2 SERATED VERSION
				(B)
				1 SERATED VERSION + 1 SMOOTH VERSION

COMMANDE DE LAME
 MESSERANTRIEB
 MANDO DE LA CUCHILLA
 KNIFE DRIVE



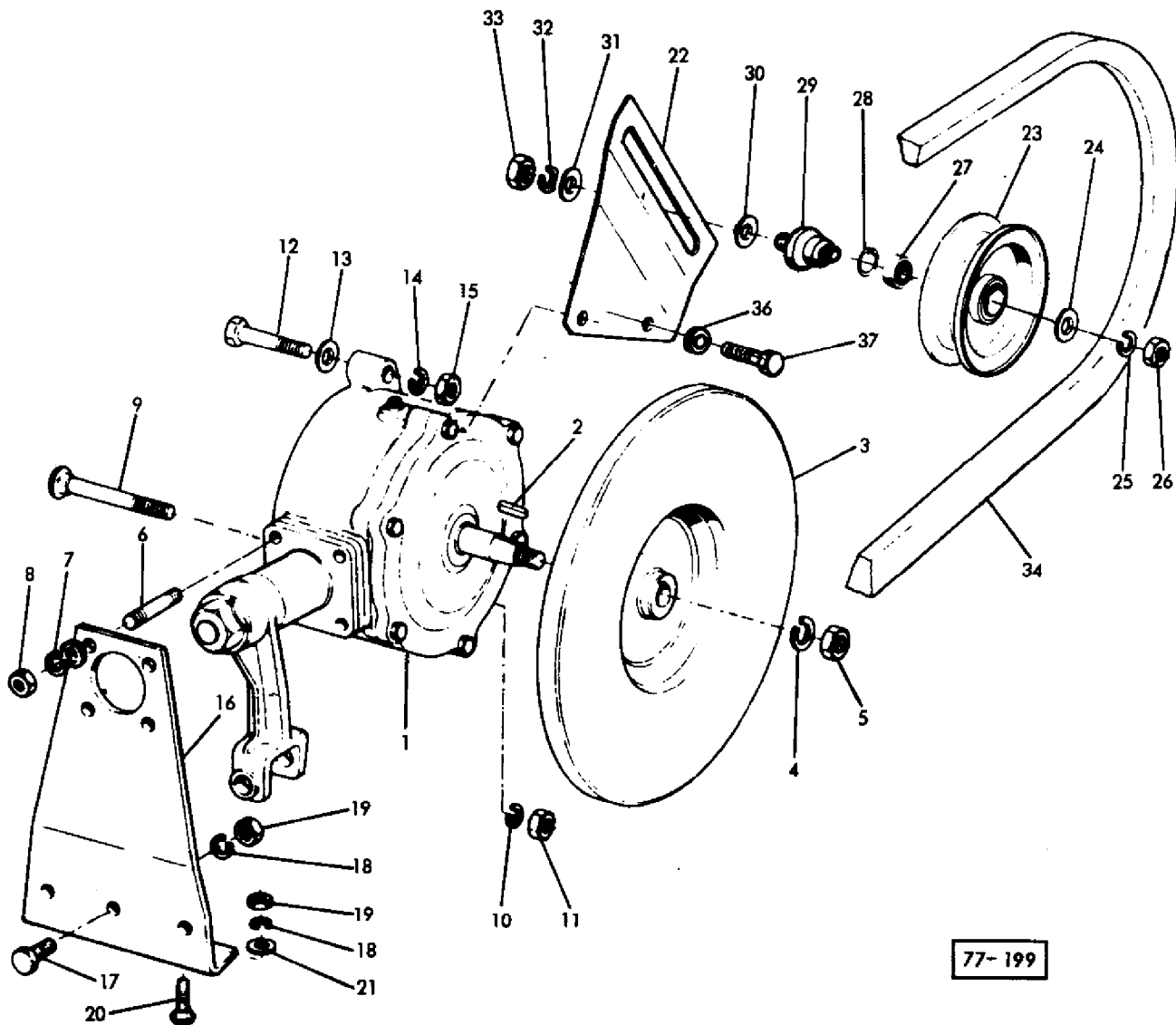
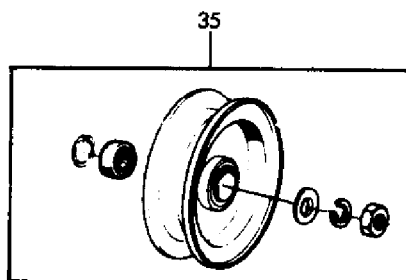
AGCO Corporation
Parts List Report

Massey Ferguson (Europe)
MF 506 COMBINE
Page 8 - KNIFE DRIVE - 8'

Item	Part Number	Qty	Part Description	Comments
	417264M91	1	Bracket	8'
1	417265M1	1	Bracket	
2	339072X1	1	Washer	
3	339380X1	1	Washer	
4	339070X1	1	Nut	
5	417205M91	1	Bearer	
6	416580M91	1	Pulley	
7	416584M1	1	Washer	
8	339072X1	1	Washer	
9	339380X1	1	Washer	
10	339070X1	1	Nut	
11	391459X1	1	Washer Metric	
12	391232X1	1	Nut	
13	403735M91	1	Pulley	
14	417267M1	1	Hub	
15	339666X1	6	Screw Metric	
16	339375X1	6	Lock Washer	
17	339030X1	6	Nut Metric	
18	391411X1	1	Key Door	
19	417268M1	1	Plate	
20	1440489X1	2	Bearing Ball	
21	339199X1	2	Ring	
22	339033X1	1	Nipple	
23	417269M1	1	Tube	
24	412383M1	1	Plate	
25	339070X1	1	Nut	
26	402997M1	1	Cover	
27	390843X1	1	Nipple	
28	416579M91	1	Pulley	
29	412381M1	1	Washer	
30	417270M91	1	Shaft	
31	417273M1	1	Washer	
32	339153X1	2	Screw Metric	
33	390448X1	1	Pin	
34	339374X1	2	Lock Washer	
	339169X1	2	Nut Metric	
35	339123X1	2	Screw Metric	
36	404411M1	1	Anglepiece	

37	339451X1	3	Screw Metric
38	339376X1	3	Lock Washer
39	339402X1	3	Nut Metric
40	339172X1	3	Bolt Metric
41	339376X1	3	Lock Washer
42	339402X1	3	Nut Metric
43	417266M91	1	Pulley
44	402607M1	1	Belt
45	339569X1	1	Bearing
46	323478M1	1	Roller
47	412382M1	1	Trunnion

COMMANDE DE LAME }
 MESSERANTRIEB } 10' - 12'
 MANDO DE LA CUCHILLA }
 KNIFE DRIVE }



77-199

AGCO Corporation
Parts List Report

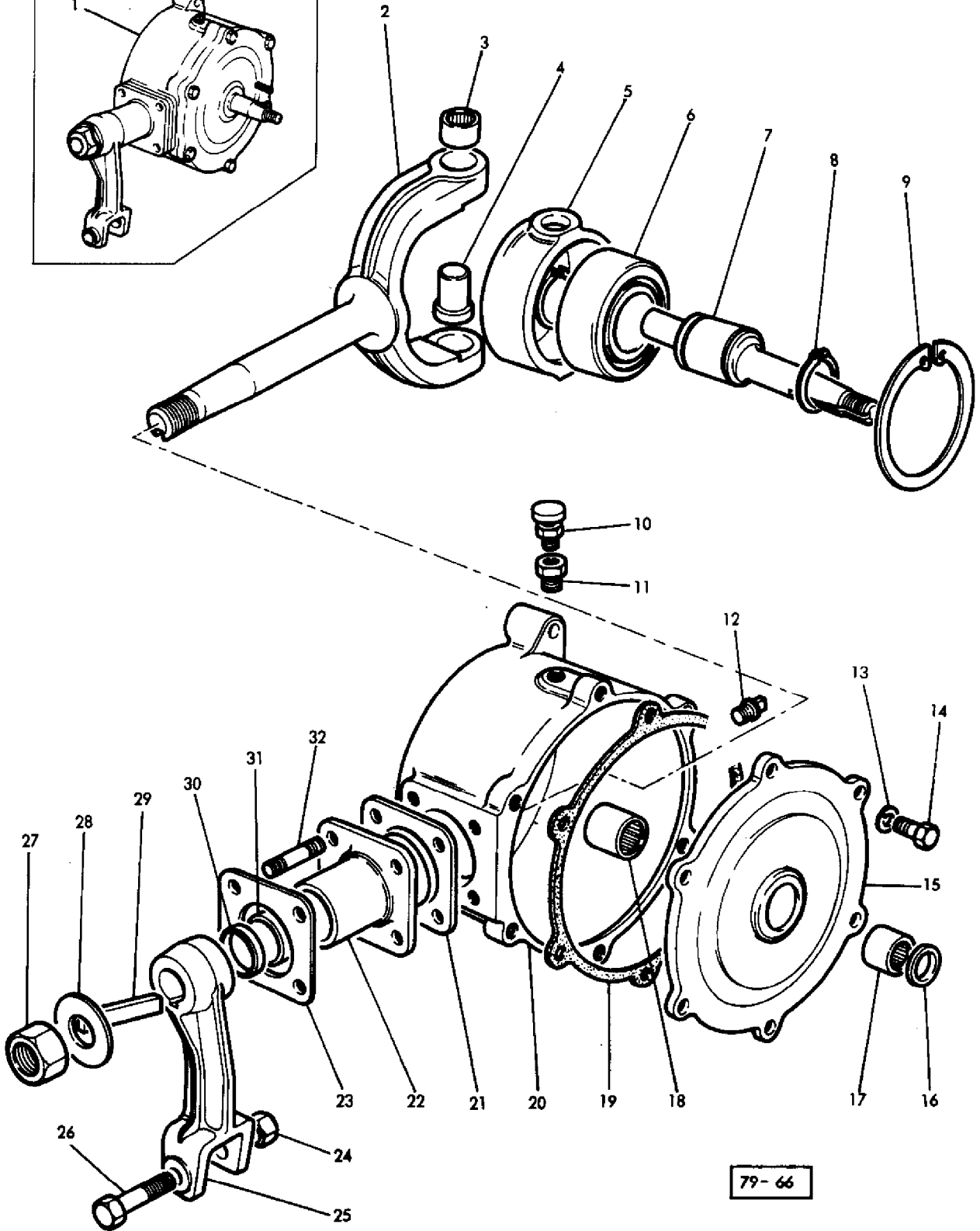
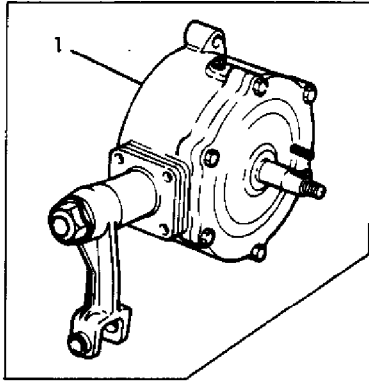
Massey Ferguson (Europe)
MF 506 COMBINE
Page 11 - KNIFE DRIVE - 10' - 12'

Item	Part Number	Qty	Part Description	Comments
				10' - 12'
1	1724135M91	1	Wobble Drive	(A)
2	1721356M1	1	Key Door	
3	1725089M1	1	Pulley	
4	339377X1	1	Lock Washer	
5	353427X1	1	Nut Unf	
6	357133X1	4	Stud	
7	609930M1	4	Washer	
	339369X1	4	Lock Washer	
8	353426X1	4	Nut Unf	
9	391231X1	1	Bolt Metric	
10	339376X1	1	Lock Washer	
11	339402X1	1	Nut Metric	
12	339679X1	1	Screw Metric	
13	391396X1	1	Washer Metric	
14	339376X1	1	Lock Washer	
15	339402X1	1	Nut Metric	
16	1721348M1	1	Bracket	
17	339451X1	3	Screw Metric	
18	339376X1	6	Lock Washer	
19	339402X1	6	Nut Metric	
20	390397X1	3	Bolt	
21	339025X1	3	Washer Metric	
22	916649M1	1	Support	
23	213736M1	1	Pulley	
24	353774X1	1	Washer	
25	353433X1	1	Lock Washer	
26	353427X1	1	Nut Unf	
27	22258X	1	Bearing Assy	
28	208230M1	1	Ring	
29	916003M1	1	Pin	
30	391102X1	1	Washer Metric	
31	339072X1	1	Washer	
32	339380X1	1	Washer	
33	339070X1	1	Nut	
34	410959M1	1	Belt	
35	621579M91	1	Pulley	
36	261428M1	X	Washer	
37	353679X1	2	Screw Unc	

(A)

See Page/Reference Number 13

BOITIER DE COMMANDE
GETRIEBE
CAJA DE MANDO
DRIVE BOX



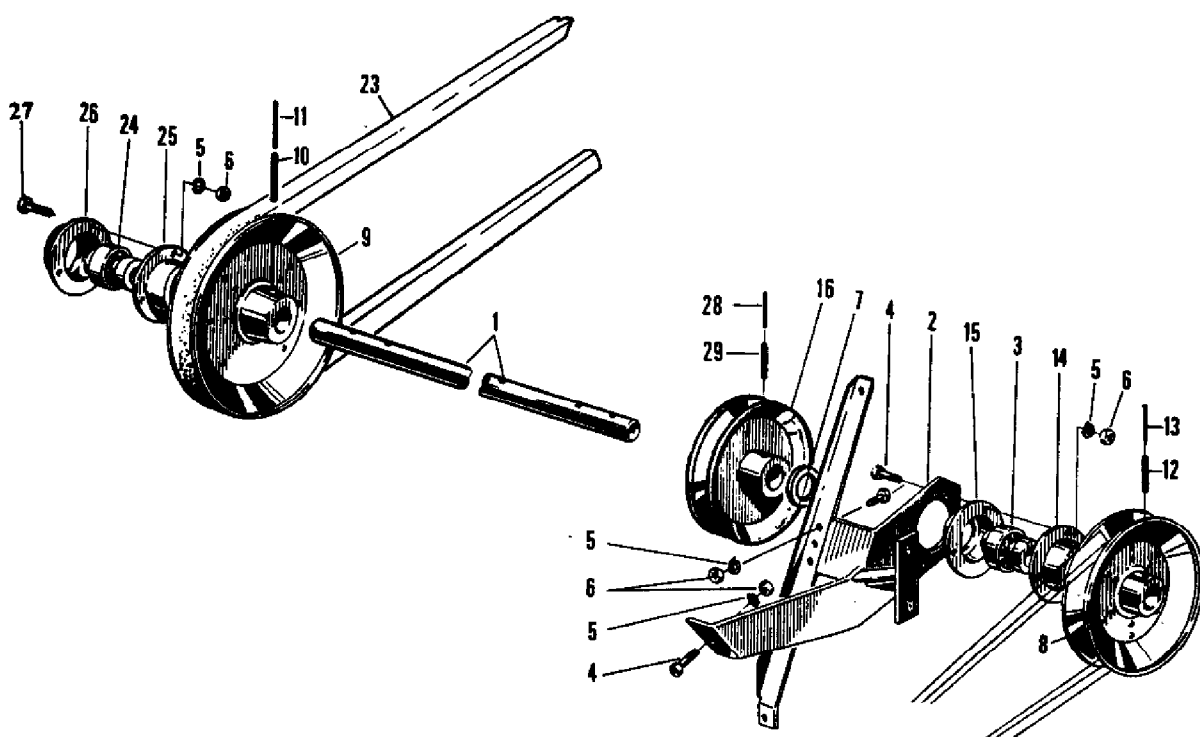
79-66

AGCO Corporation
Parts List Report

Massey Ferguson (Europe)
MF 506 COMBINE
Page 12 - DRIVE BOX

Item	Part Number	Qty	Part Description	Comments
1	1724135M91	2	Wobble Drive	
2	261606M1	1	Yoke	
3	832879M1	2	Bearing	
4	249149M3	2	Pin	
5	249148M4	1	Housing	
6	833309M1	1	Bearing	
7	239598M2	1	Shaft	
8	364553X1	2	Ring	
9	367504X1	1	Ring	
10	182099M91	1	Breather	
11	362007X1	1	Reducer	
12	375181X1	2	Plug	
13	353446X1	6	Lock Washer	
14	353678X1	6	Screw Unc	
15	236568M1	1	Cover	
16	831135M1	2	Seal	
17	843282M1	1	Bearing	
18	843283M1	1	Bearing	
19	236567M1	1	Gasket	
20	236566M1	1	Housing	
21	236579M1	1	Gasket	
22	261607M1	1	Flange	
23	785613M1	X	Spacer	(A)
	236580M1	X	Spacer	(A)
24	357561X1	1	Nut Unf	
25	239160M2	1	Arm	
26	238499M1	1	Bolt	
27	355646X1	1	Nut Unf	
28	239497M1	1	Washer	
29	49378X	1	Key	
30	834782M1	2	Seal	
31	833346M1	2	Bearing	
32	357133X1	4	Stud	
				(A)
				Alternative

ARBRE DE COMMANDE }
 SCHNEIDWERVORGELEGE } 8'
 EJE DEL MANDO }
 DRIVE SHAFT }



77-107

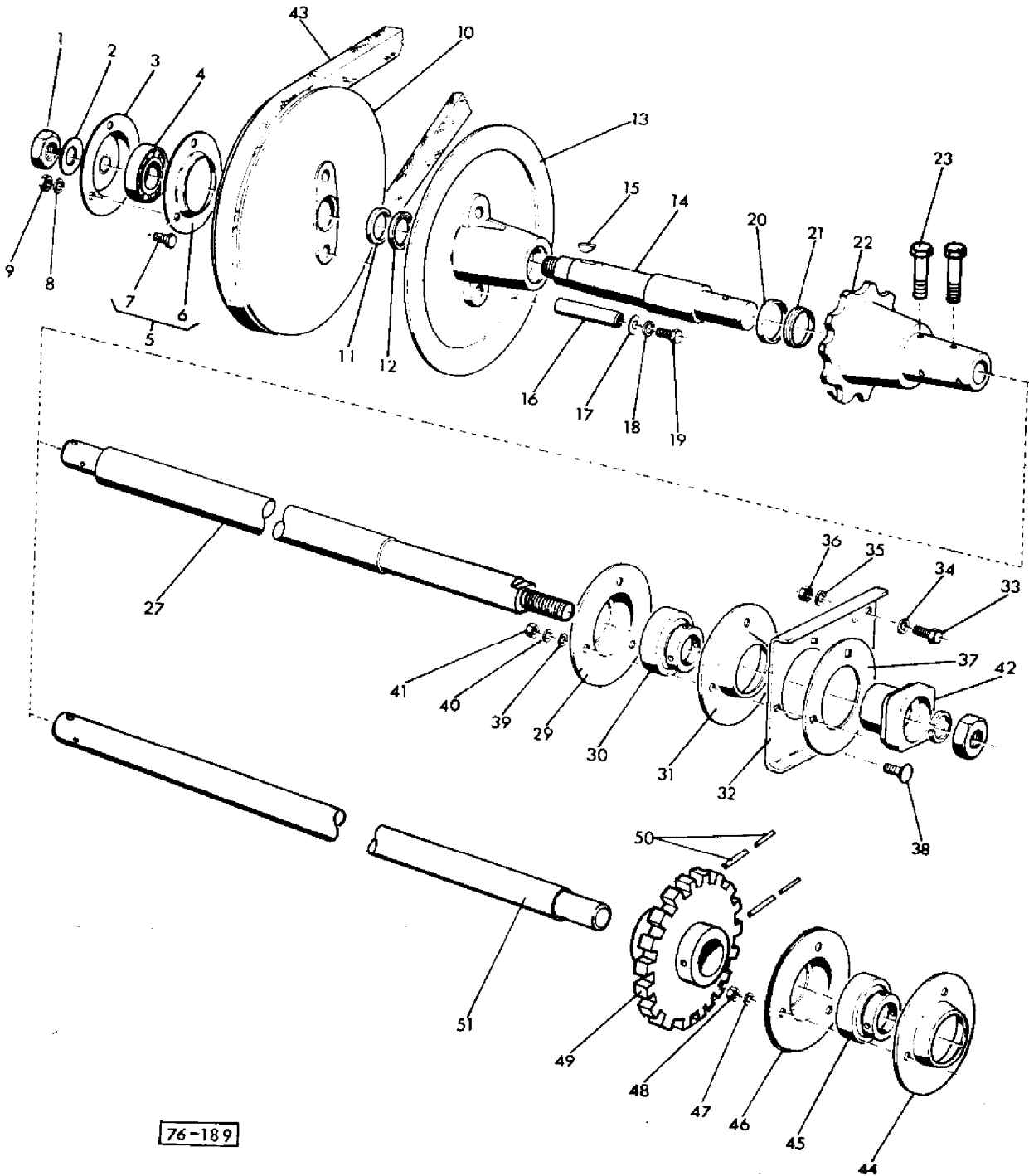
AGCO Corporation
Parts List Report

Massey Ferguson (Europe)
MF 506 COMBINE
Page 15 - DRIVE SHAFT - 8'

Item	Part Number	Qty	Part Description	Comments
				8'
1	1720495M1	1	Shaft	
2	1724117M91	1	Support	
3	412260M1	1	Bearing Assy	
4	339761X1	6	Screw Metric	
5	339374X1	12	Lock Washer	
6	339169X1	12	Nut Metric	
7	339956X1	1	Washer	
8	1722611M91	1	Pulley	
9	412397M91	1	Pulley	
10	339192X1	2	Pin	
11	390533X1	2	Pin	
12	339193X1	2	Pin	
13	339248X1	2	Pin	
14	412261M1	1	Ring	
15	412315M1	1	Ring	
16	418204M91	1	Pulley	
23	417972M1	1	Belt	
24	412260M1	1	Bearing Assy	
25	412261M1	1	Ring	
26	412615M1	1	Flange	
27	339123X1	6	Screw Metric	
28	390383X1	2	Pin	
29	390543X1	2	Pin	

ARBRE DE COMMANDE }
 SCHNEIDWERK VORGELEGE }
 EJE DEL MANDO }
 DRIVE SHAFT }

10' - 12'
 → N° W 39 321 99



76-189

AGCO Corporation
Parts List Report

Massey Ferguson (Europe)

MF 506 COMBINE

Page 16 - DRIVE SHAFT - 10' - 12'

Item	Part Number	Qty	Part Description	Comments
				10' - 12'
				Up to Serial or Engine Number W3932199
1	390197X1	1	Nut Metric	(C, D)
2	391383X1	1	Washer Metric	(C, D)
3	1722013M1	1	Flange	(C, D)
4	831087M1	1	Bearing	(C, D)
5	1722887M91	1	Flange	(C, D)
6	1722013M1	1	Flange	(C, D)
7	391134X1	3	Bolt Metric	(C, D)
8	339376X1	3	Lock Washer	(C, D)
9	339402X1	3	Nut Metric	(C, D)
10	905445M1	1	Pulley	(C, D)
11	1441844X1	1	Joint	(C, D)
12	1441842X1	1	Joint	(C, D)
13	905446M1	1	Pull	(C, D)
14	1604094M2	1	Shaft	(C, D)
15	391727X1	1	Pin	(C, D)
16	1720793M1	2	Pin	(C, D)
17	1440295X1	2	Washer	(C, D)
18	339374X1	2	Lock Washer	(C, D)
19	339123X1	2	Screw Metric	(C, D)
20	1441843X1	1	Bush	(C, D)
21	1441845X1	1	Joint	(C, D)
22	1604100M1	1	Sprocket	(C, D)
				Number of Teeth/Splines: 12
23	353548X1	4	Bolt Unf	(C, D)
	353431X1	4	Nut Unf	(C, D)
27	1604095M3	1	Shaft	(A, C)
	1604096M3	1	Shaft	(A, D)
28	1603453M1	1	Washer	(A, C, D)
	1603454M1	1	Washer	(A, C, D)
29	410584M1	2	Ring	(A, C, D)
30	410583M1	2	Bearing	(A, C, D)
31	410585M1	2	Ring	(A, C, D)
32	905646M1	2	Bearing	(A, C, D)
33	390809X1	6	Bolt Metric	(A, C, D)
34	339534X1	12	Washer Metric	(A, C, D)
35	339376X1	6	Lock Washer	(A, C, D)
36	339402X1	6	Nut Metric	(A, C, D)

37	1725004M1	2	Disc	(A, C, D)
38	339237X1	6	Screw	(A, C, D)
39	339534X1	6	Washer Metric	(A, C, D)
40	339376X1	6	Lock Washer	(A, C, D)
41	339402X1	6	Nut Metric	(A, C, D)
42	1603452M2	1	Coupler	(A, C, D)
43	905447M1	1	Belt	(A, C, D)
	916833M1	1	Belt	(B, C, D)
44	412261M1	1	Ring	(B, C, D)
45	412260M1	1	Bearing Assy	(B, C, D)
46	412315M1	1	Ring	(B, C, D)
47	339374X1	3	Lock Washer	(B, C, D)
48	339169X1	3	Nut Metric	(B, C, D)
49	905567M91	1	Sprocket	(B, C, D)
50	391461X1	2	Pin	(B, C, D)
	1441645X1	2	Pin	(B, C, D)
51	1604098M2	1	Countershaft	(B, C)
	1604099M2	1	Countershaft	(B, C)

(A)

TABLE QA

(B)

FIX TABLE

(C)

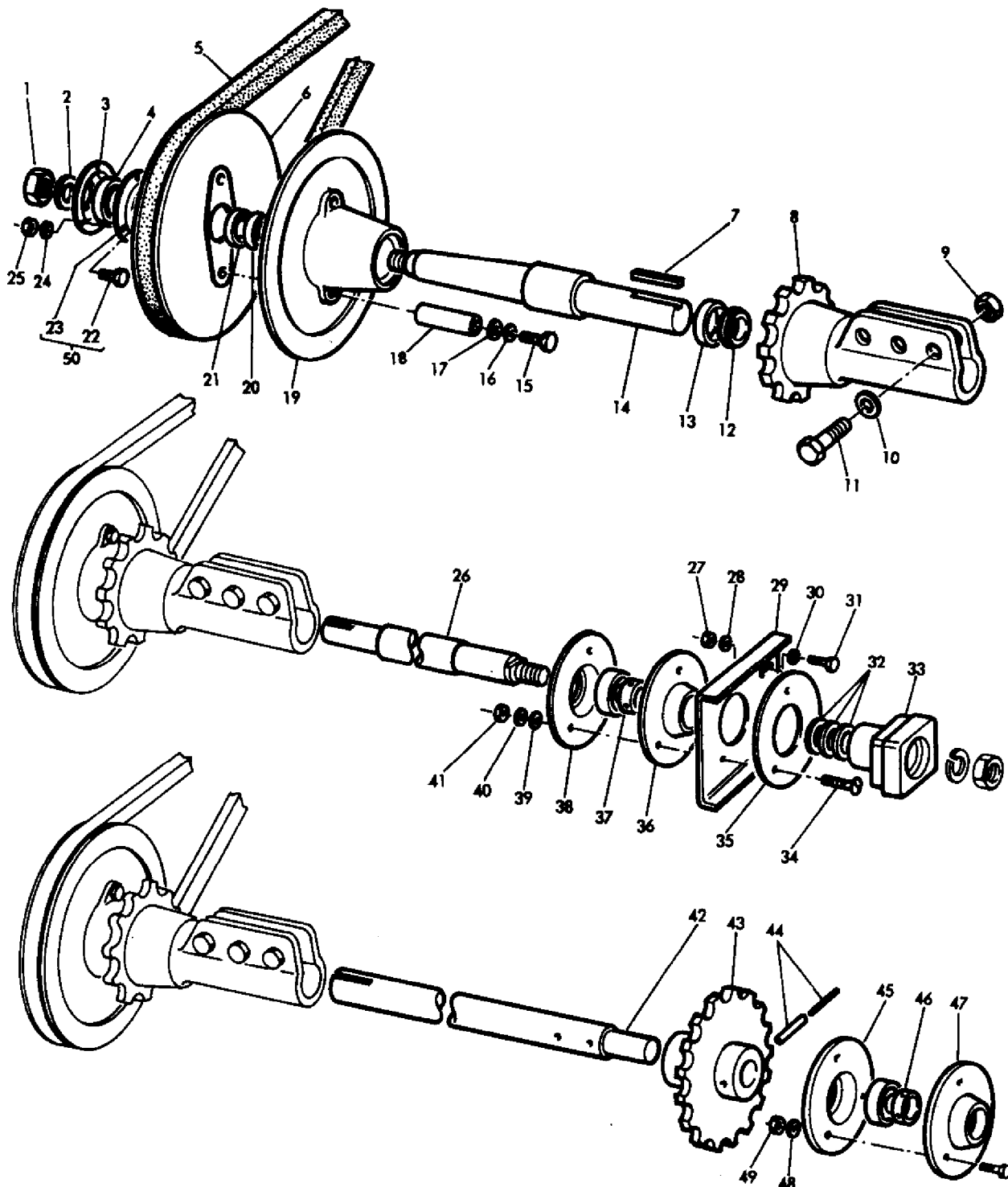
10'

(D)

12'

ARBRE DE COMMANDE
 SCHNEIDWERKVORGELEGE
 EJE DEL MANDO
 DRIVE SHAFT

10' - 12'
 N° W39 32200 →



77-108

AGCO Corporation
Parts List Report

Massey Ferguson (Europe)

MF 506 COMBINE

Page 19 - DRIVE SHAFT - 10' - 12'

Item	Part Number	Qty	Part Description	Comments
				10' - 12'
				From Serial or Engine Number W3932200
1	390197X1	1	Nut Metric	
2	391383X1	1	Washer Metric	
3	1722013M1	1	Flange	
4	831087M1	1	Bearing	
5	905447M1	1	Belt	(A)
	916833M1	1	Belt	(B)
6	905445M1	1	Pulley	
7	339591X1	1	Key	
8	1604798M1	1	Pinion	
9	1440330X1	3	Locknut	
10	390735X1	3	Washer Metric	
11	339403X1	3	Screw	
12	1441845X1	1	Joint	
13	1441843X1	1	Bush	
14	1604799M1	1	Shaft	
15	339123X1	2	Screw Metric	
16	339374X1	2	Lock Washer	
17	1440295X1	2	Washer	
18	1720793M1	2	Pin	
19	905446M1	1	Pulley Half	
20	1441842X1	1	Joint	
21	1441844X1	1	Joint	
22	391134X1	3	Bolt Metric	
23	1722013M1	1	Flange	
24	339376X1	3	Lock Washer	
25	339402X1	3	Nut Metric	
26	1604796M1	1	Shaft	(A)
				10'
	1604795M1	1	Shaft	(A)
				12'
27	339402X1	6	Nut Metric	(A)
28	339376X1	6	Lock Washer	(A)
29	905646M1	2	Bearing	(A)
30	339534X1	12	Washer Metric	(A)
31	390809X1	6	Bolt Metric	(A)
32	1603453M1	1	Washer	(A)
	1603454M1	2	Washer	(A)

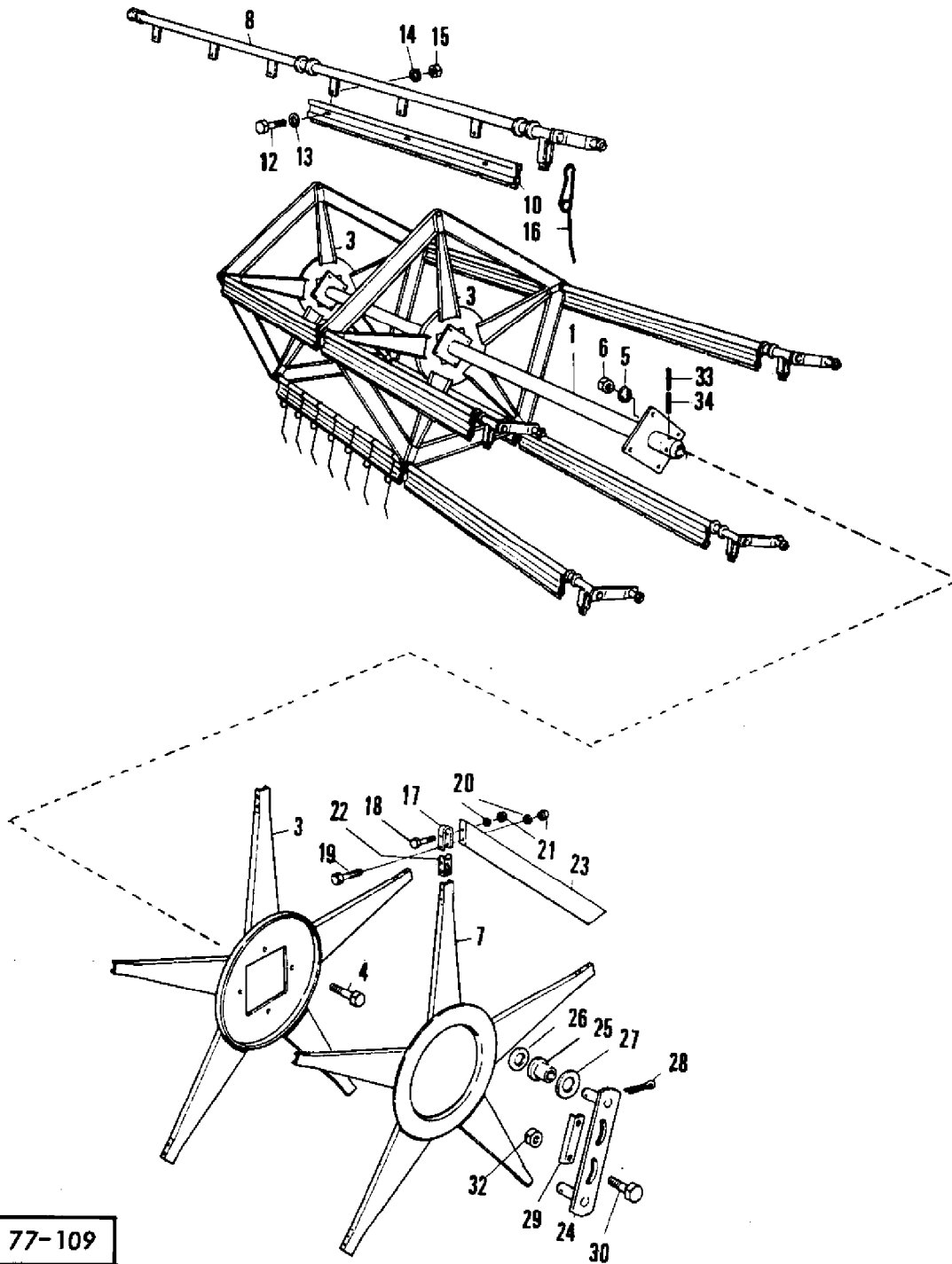
33	1603452M2	1	Coupler	(A)
34	339237X1	6	Screw	(A)
35	1725004M1	2	Disc	(A)
36	410585M1	2	Ring	(A)
37	410583M1	2	Bearing	(A)
38	410584M1	2	Ring	(A)
39	339534X1	6	Washer Metric	(A)
40	339376X1	6	Lock Washer	(A)
41	339402X1	6	Nut Metric	(A)
42	1604808M1	1	Shaft	(B)
				10'
	1604807M1	1	Shaft	(B)
				12'
43	905567M91	1	Sprocket	(B)
				Number of Teeth/Splines: 22
44	391461X1	2	Pin	(B)
	1441645X1	2	Pin	(B)
45	412315M1	1	Ring	(B)
46	412260M1	1	Bearing Assy	(B)
47	412261M1	1	Ring	(B)
48	339374X1	3	Lock Washer	(B)
49	339169X1	3	Nut Metric	(B)
50	1722887M91	1	Flange	(A)

TABLE QA

(B)

FIX TABLE

RABATTEUR
 HASPEL
 MOLINETE
 REEL



77-109

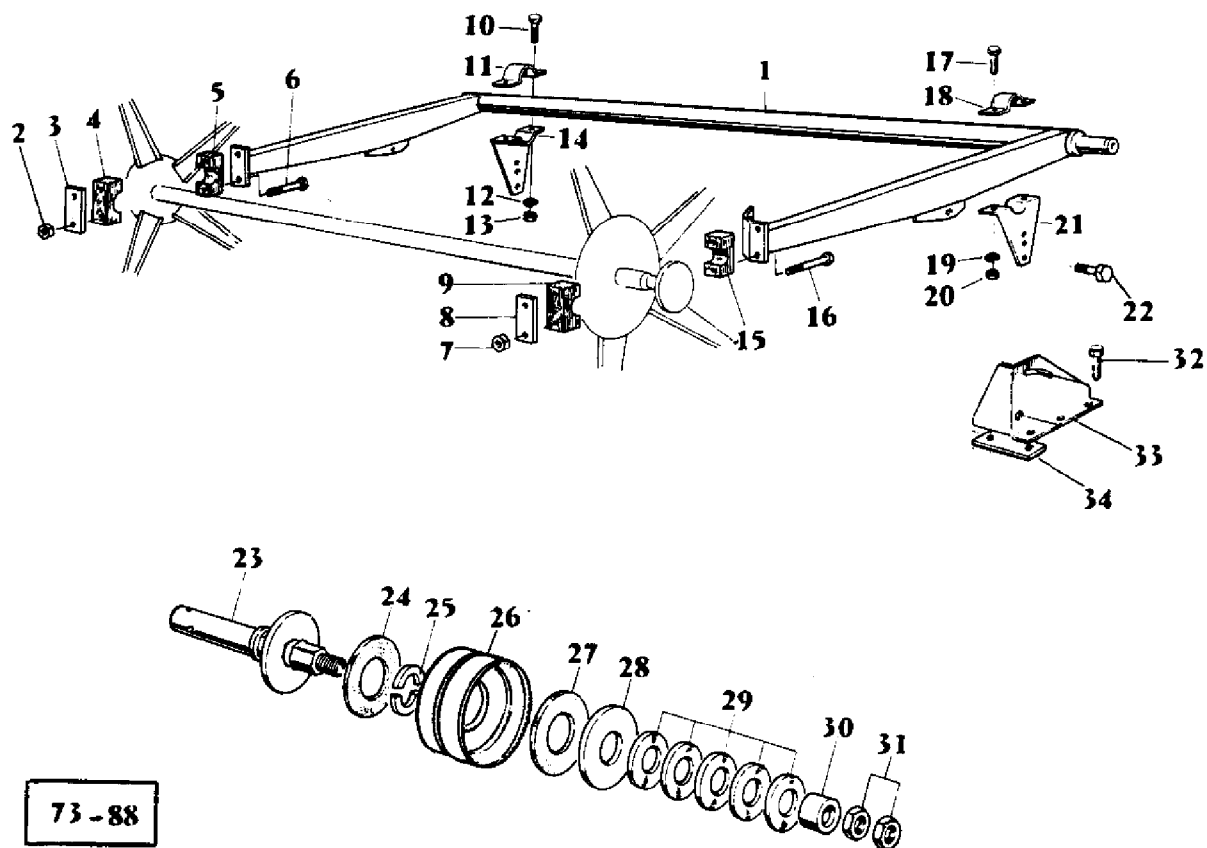
AGCO Corporation
Parts List Report

Massey Ferguson (Europe)
MF 506 COMBINE
Page 20 - REEL

Item	Part Number	Qty	Part Description	Comments
1	720728M91	1	Shaft	(A)
	1720730M91	1	Shaft	(B)
	1722200M91	1	Shaft	(C)
3	1721435M91	3	Spider	(A) (B) (C)
4	339123X1	12	Screw Metric	(A) (B) (C)
5	339374X1	12	Lock Washer	(A) (B) (C)
6	339169X1	12	Nut Metric	(A) (B) (C)
7	1721438M91	1	Head	(A) (B) (C)
8	1628275M91	5	Tube	(A)
	1628276M91	5	Tube	(B)
	1628277M91	2	Tube	(C)
10	1628271M1	10	Slat	(A)
	1628272M1	10	Slat	(B)
	1628273M1	10	Slat	(C)
12	339761X1	30	Screw Metric	(A) (B)
	339761X1	40	Screw Metric	(C)
13	339024X1	60	Washer Metric	(A) (B)
	339024X1	80	Washer Metric	(C)
14	339374X1	30	Lock Washer	(A) (B)
	339374X1	40	Lock Washer	(C)
15	339169X1	30	Nut Metric	(A) (B)
	339169X1	40	Nut Metric	(C)
16	914978M1	75	Tooth	(A)
	914978M1	85	Tooth	(B)
	914978M1	105	Tooth	(C)
17	1721478M1	20	Clamp	(A) (B) (C)
18	339229X1	25	Bolt Metric	(A) (B) (C)
19	391244X1	15	Bolt Metric	(A) (B) (C)
20	339375X1	25	Lock Washer	(A) (B) (C)
21	339030X1	25	Nut Metric	(A) (B) (C)
22	1721477M1	20	Block	(A) (B) (C)
23	1721434M1	15	Guard	(A) (B) (C)
24	1720593M91	1	Strap	(A) (B) (C)
25	1720606M1	2	Roller	(A) (B) (C)
26	1441080X1	2	Washer Metric	(A) (B) (C)
27	390975X1	2	Washer Metric	(A) (B) (C)
28	339133X1	2	Pin	(A) (B) (C)
29	1720607M1	1	Plate	(A) (B) (C)
30	339299X1	2	Screw Metric	(A) (B) (C)

32	339054X1	2	Nut Metric	(A) (B) (C)
33	339414X1	2	Pin	(A) (B) (C)
34	390502X1	2	Pin	(A) (B) (C)
				(A)
				8'
				(B)
				10'
				(C)
				12'

BRAS DE RABATTEUR	} REGLAGE MECANIQUE DE VARIATEUR	
HASPELTRAGARME		REGELSCHIEBEMECHANIK-EINSTELLUNG
BRAZO DEL MOLINETE		AJUSTE MECANICA DEL VARIADOR
REEL CARRIER		GOVERNOR PULLEY MECHANICAL ADJUSTING



73-88

AGCO Corporation
Parts List Report

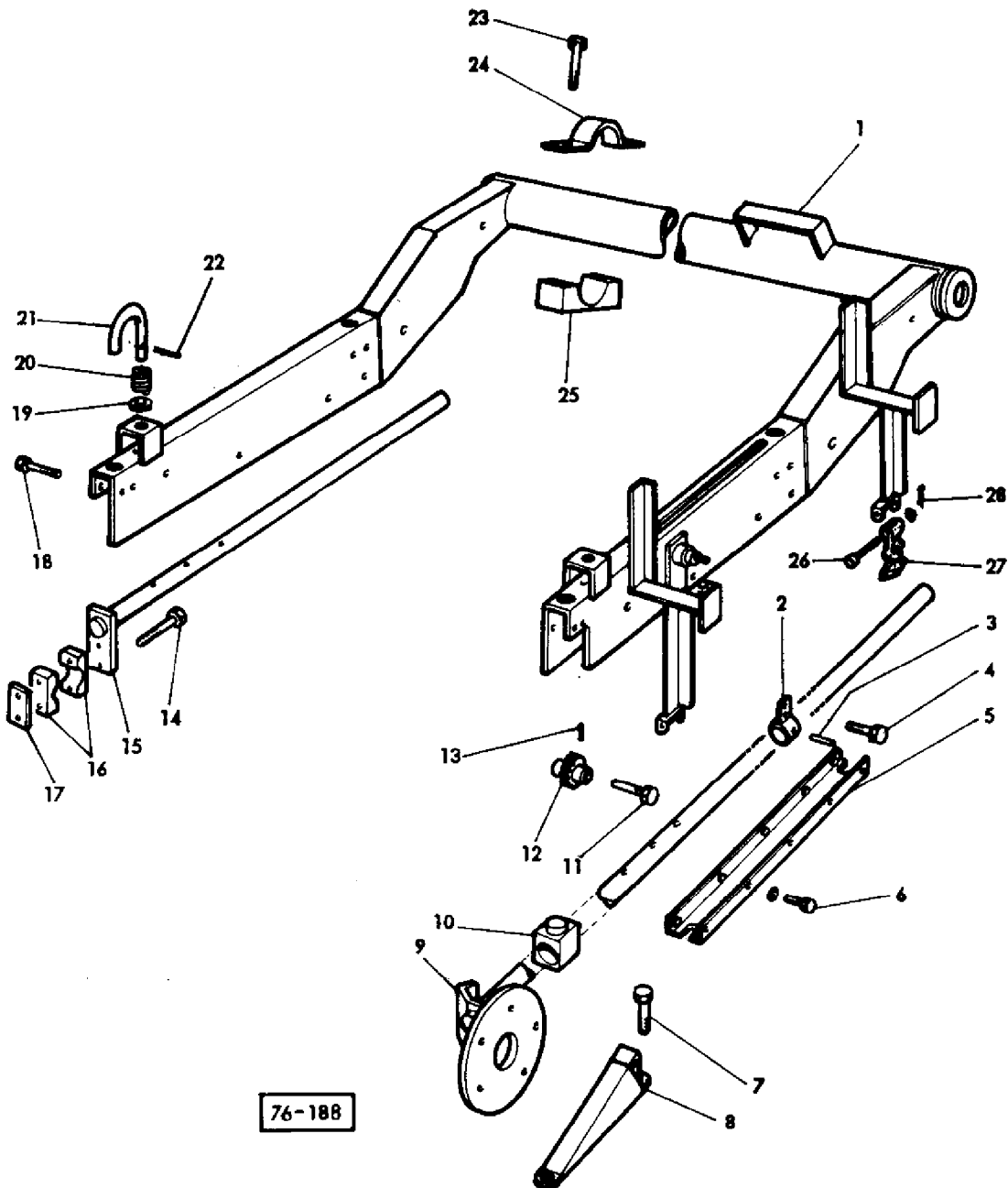
Massey Ferguson (Europe)
MF 506 COMBINE

Page 23 - REEL CARRIER - GOVERNOR PULLEY MECHANICAL ADJUSTING

Item	Part Number	Qty	Part Description	Comments
				GOVERNOR PULLEY MECHANICAL ADJUSTING 8'
1	1720717M92	1	Arm	
2	1441461X1	2	Nut Metric	
3	1720602M1	1	Plate	
4	320712M1	1	Bearing	
5	320712M1	1	Bearing	
6	390246X1	2	Bolt	
7	1441461X1	2	Nut Metric	
8	1720602M1	1	Plate	
9	320712M1	1	Bearing	
10	391932X1	2	Screw	
11	1442155X1	1	Clip	
12	339376X1	2	Lock Washer	
13	339402X1	2	Nut Metric	
14	1724835M92	1	Bearer	
15	320712M1	1	Bearing	
16	390246X1	2	Bolt	
17	391932X1	2	Screw	
18	1442155X1	1	Clip	
19	339376X1	2	Lock Washer	
20	339402X1	2	Nut Metric	
21	1724835M91	1	Support	
22	339299X1	4	Screw Metric	
	339882X1	2	Washer	
	339369X1	4	Lock Washer	
	339054X1	4	Nut Metric	
23	1720566M91	1	Trunnion	
24	411687M1	1	Lining	
25	1722053M1	2	Spacer	
26	411659M1	1	Pulley	
27	411687M1	1	Lining	
28	1720568M1	1	Plate	
29	1441178X1	5	Spring	
30	411692M2	1	Bush	
31	339592X1	2	Nut Metric	
32	339008X1	6	Bolt Metric	
	339761X1	4	Screw Metric	
	391166X1	4	Washer Metric	

	339374X1	10	Lock Washer	
	339169X1	10	Nut Metric	
33	1720719M1	1	Support	Right Hand
	1720720M1	1	Support	Left Hand
34	1724018M2	2	Plate	

BRAS DE RABATTEUR (PARTIE FIXE)	} REGLAGE HYDRAULIQUE	
HASPELTRAGARME (FESTSTEHENDE TEILE)		HYDRAULIKEINSTELLUNG
BRAZO DEL MOLINETE (PARTIDA FIJA)		AJUSTE HIDRAULICO
REEL CARRIER (FIXED COMPONENTS)		HYDRAULIC ADJUSTING



76-188

AGCO Corporation
Parts List Report

Massey Ferguson (Europe)

MF 506 COMBINE

Page 24 - REEL CARRIER FIXED COMPONENTS - HYDRAULIC ADJUSTING

Item	Part Number	Qty	Part Description	Comments
				HYDRAULIC ADJUSTING
				10'
				12'
1	905423M97	1	Arm	(A) 10'
	916949M94	1	Arm	(B) 10'
	905424M97	1	Arm	(A) 12'
	916845M94	1	Arm	(B) 12'
2	1723044M92	1	Bearer	
3	333193X1	1	Dowel	
4	339009X1	1	Bolt Metric	
	339374X1	1	Lock Washer	
	339169X1	1	Nut Metric	
5	905475M92	2	Carrier	(C)
	1604331M1	2	Reinforcement	(D)
6	1441601X1	16	Bolt Metric	
	339374X1	16	Lock Washer	
7	390379X1	2	Bolt Metric	
	339170X1	2	Screw	
	390972X1	4	Washer Metric	
	339169X1	4	Nut Metric	
8	1604244M1	2	Catch	
9	916817M94	1	Bearer	Left Hand
10	905461M1	4	Slide	
11	916857M2	2	Clevis Pin	
12	905483M91	2	Pinion	
13	390244X1	2	Roll Pin	
14	391286X1	4	Bolt Metric	
	1441461X1	4	Nut Metric	
15	905455M94	1	Clevis Pin	Right Hand
16	916640M2	4	Bearing	
17	1720602M1	2	Plate	
18	339159X1	8	Bolt Metric	
	1441461X1	8	Nut Metric	
19	390734X1	2	Washer Metric	
20	402373M1	2	Spring	
21	905462M2	2	Bail	
22	390739X1	2	Pin	
23	339204X1	4	Screw	(A)
	391854X1	4	Bolt Metric	(B)

	390672X1	4	Washer Metric	(B)
	1441932X1	4	Nut Metric	
24	1442155X1	2	Clip	
25	905442M2	2	Bearing	
	1603372M1	2	Shim	(B)
26	403660M1	2	Pin	
27	403657M1	2	Fastener	
28	390146X1	2	Washer Metric	
	390147X1	2	Pin	

(A)

TABLE QA

(B)

FIX TABLE

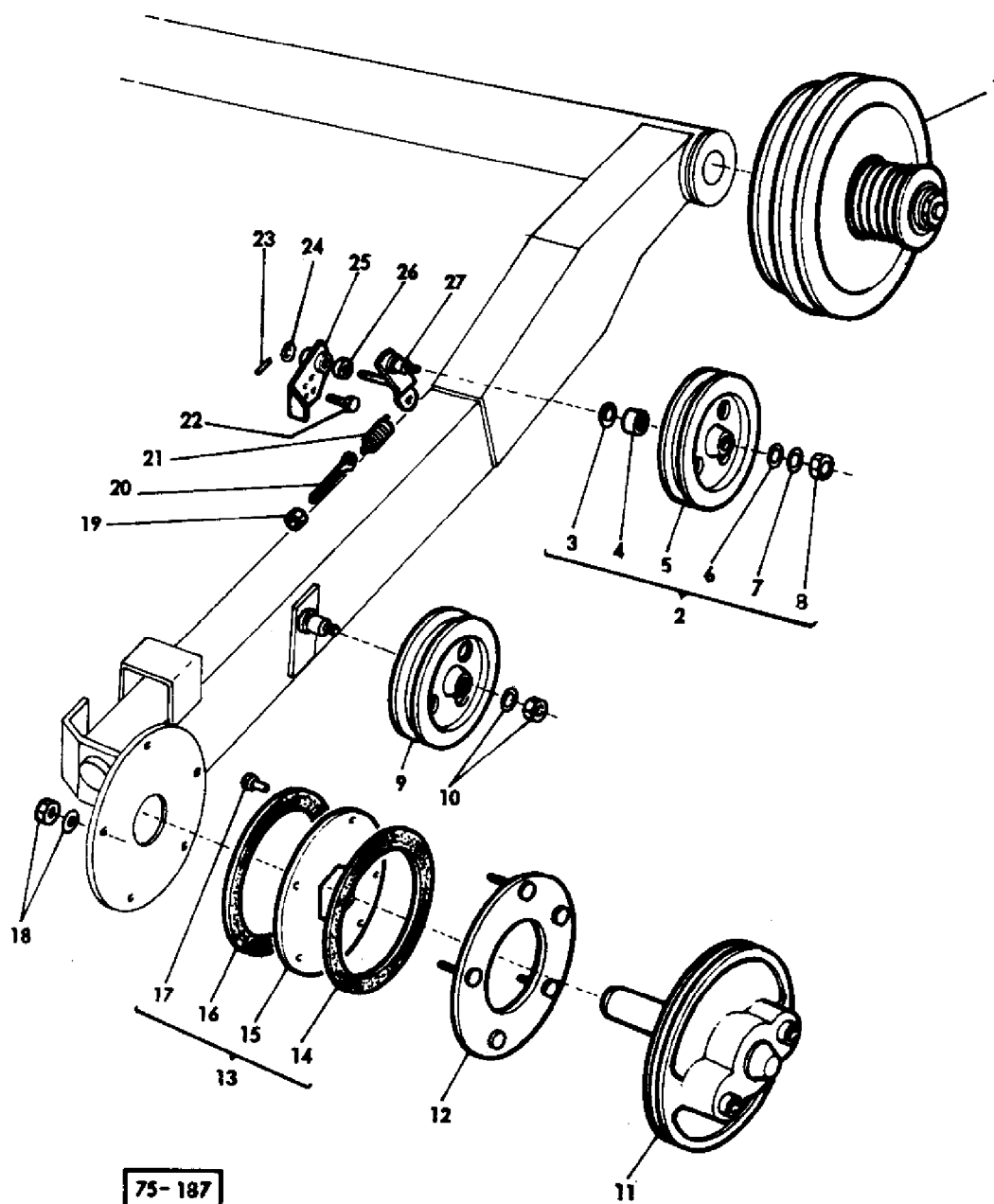
(C)

Up to Serial or Engine Number W3932799

(D)

From Serial or Engine Number W3932800

BRAS DE RABATTEUR (PARTIES MOBILES)	} REGLAGE HYDRAULIQUE HYDRAULIKEINSTELLUNG AJUSTE HIDRAULICO HYDRAULIC ADJUSTING
HASPELTRAGARME (ROTIERENDE TEILE)	
BRAZO DEL MOLINETE (PARTIDO MOVIL)	
REEL CARRIER (ROTATING COMPONENTS)	



AGCO Corporation
Parts List Report

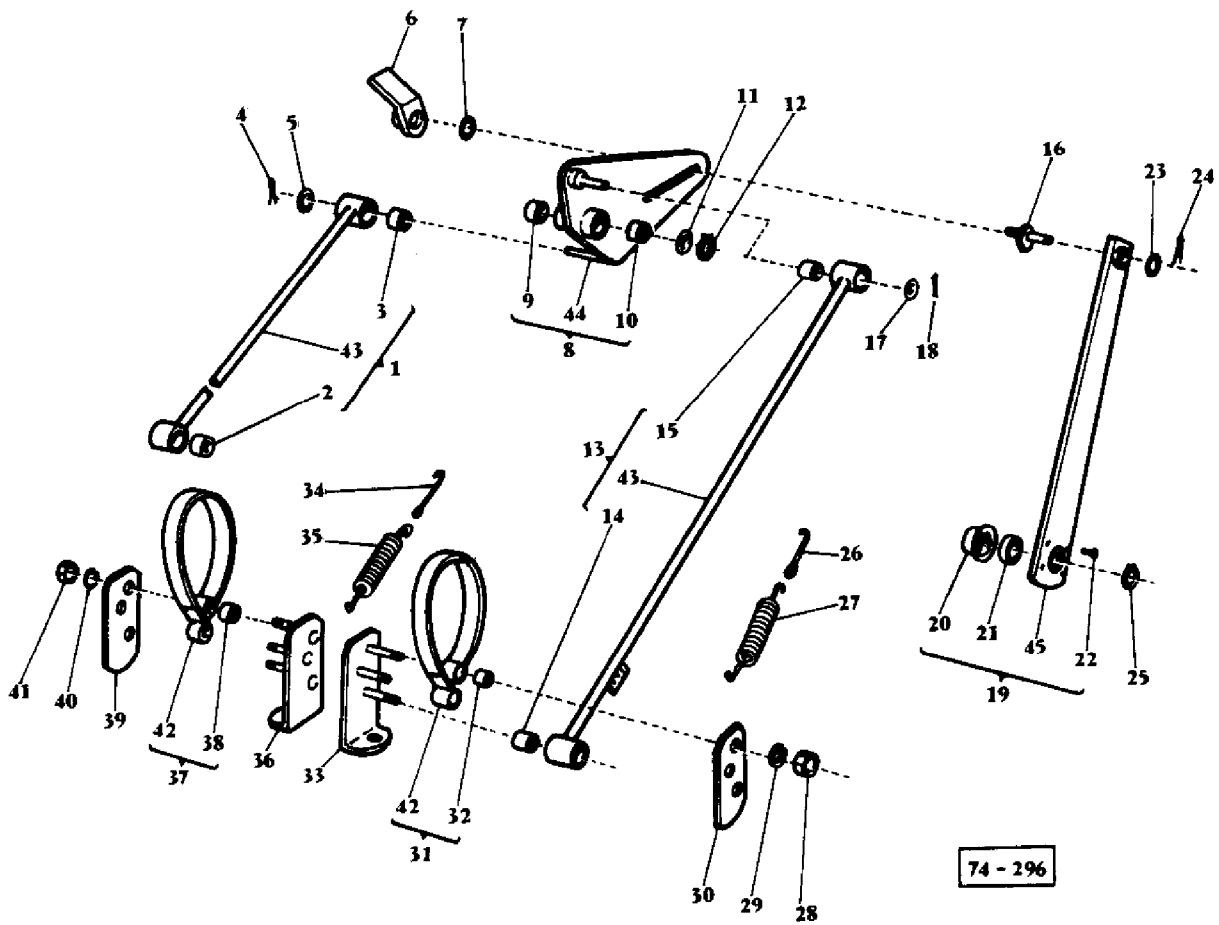
Massey Ferguson (Europe)

MF 506 COMBINE

Page 27 - REEL CARRIER ROTATIVE COMPONENTS - HYDRAULIC ADJUSTING

Item	Part Number	Qty	Part Description	Comments
				HYDRAULIC ADJUSTING
				10' - 12'
1	1720103M91	1	Pulley	(A)
2	651579M91	2	Pulley	
3	208230M1	2	Ring	
4	22258X	2	Bearing Assy	
5	213736M1	1	Pulley	
6	353774X1	1	Washer	
7	391837X1	1	Conical Seat	
8	353427X1	1	Nut Unf	
9	213736M1	1	Pulley	
10	391837X1	1	Conical Seat	
	353427X1	1	Nut Unf	
11	1720220M94	1	Drive	(B)
12	1721208M92	1	Plate	
13	1723103M91	1	Disc	
14	1721213M1	1	Facing	
15	1721212M1	1	Plate	
16	1721213M1	1	Facing	
17	1441882X1	6	Rivet	
18	1441075X1	10	Spring	
	1441932X1	5	Nut Metric	
19	339030X1	2	Nut Metric	
20	320692M1	1	Screw	
21	1706129M1	1	Spring	
22	339009X1	1	Bolt Metric	
	339374X1	1	Lock Washer	
	339169X1	1	Nut Metric	
23	391405X1	1	Pin	
24	1440267X1	1	Washer Metric	
25	1721205M92	1	Support	
26	1721196M1	1	Collar	
27	905459M92	1	Arm	
				(A)
				See Page/Reference Number 32
				(B)
				See Page/Reference Number 31

COMMANDE DE RABATTEUR	} REGLAGE MACANIQUE DE VARIATEUR REGELSCHLEIBEMECHANIK-EINSTELLUNG AJUSTE MECANICA DEL VARIADOR GOVERNOR PULLEY MECHANICAL ADJUSTING
HASPELANTRIEB	
MANDO DEL MOLINETE	
REEL DRIVE	



AGCO Corporation
Parts List Report

Massey Ferguson (Europe)

MF 506 COMBINE

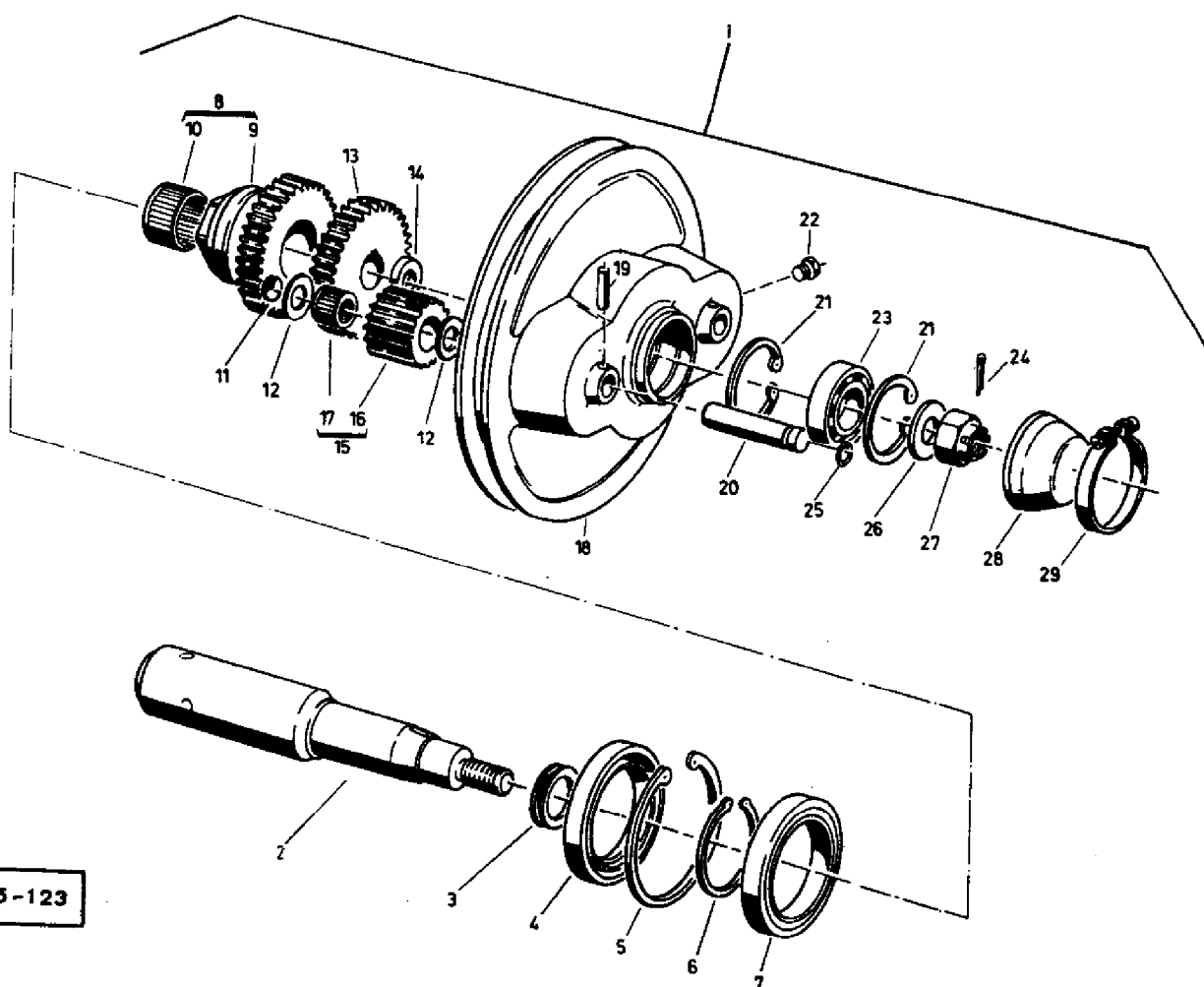
Page 28 - REEL DRIVE-HYDRAULIC ADJUSTING - GOVERNOR PULLEY MECHANICAL ADJUSTING

Item	Part Number	Qty	Part Description	Comments
				GOVERNOR PULLEY MECHANICAL ADJUSTING 8'
1	401926M93	1	Rod	
2	414929M1	1	Bush	
3	414928M1	1	Bush	
4	391402X1	1	Pin	
5	339026X1	1	Washer Metric	
6	916734M91	1	Lever	
7	390701X1	1	Washer Metric	
8	404358M91	1	Plate	
9	339942X1	1	Bush	
10	339942X1	1	Bush	
11	390073X1	1	Washer Metric	
12	1440477X1	1	Circlip	
13	401926M93	1	Rod	
14	414929M1	1	Bush	
15	414928M1	1	Bush	
16	401910M3	1	Pin	
17	339026X1	1	Washer Metric	
18	391402X1	1	Pin	
19	413582M91	1	Rod	
20	401454M1	1	Flange	
21	339200X1	1	Bearing Ball	
22	339045X1	4	Rivet	
23	339027X1	1	Washer Metric	
24	339058X1	1	Pin	
25	1440475X1	1	Circlip	
26	321203M1	1	Knotter Hook	
27	321202M4	1	Spring	
28	339402X1	3	Nut Metric	
29	339376X1	3	Lock Washer	
30	403287M1	1	Plate	
31	1721307M91	1	Band	
32	414928M1	2	Bush	
33	403282M92	1	Lever	
34	321203M1	1	Knotter Hook	
35	321202M4	1	Spring	
36	403285M92	1	Plate	
37	1721307M91	1	Band	

38	414928M1	2	Bush
39	403287M1	1	Plate
40	339376X1	3	Lock Washer
41	339402X1	3	Nut Metric
42	1721308M91	1	Band
43	414927M91	1	Rod
44	404359M91	1	Plate
	339002X1	1	Lubricator
45	413583M91	1	Rod

COMMANDE DE RABATTEUR
 HASPELGETRIEBE
 MANDO DEL MOLINETE
 REEL DRIVE

REGLAGE HYDRAULIQUE DU VARIATEUR
 REGELSCHLEIBEHYDRAULIKEINSTELLUNG
 AJUSTE HIDRAULICO DEL VARIADOR
 GOVERNOR PULLEY HYDRAULIC ADJUSTING



75-123

AGCO Corporation
Parts List Report

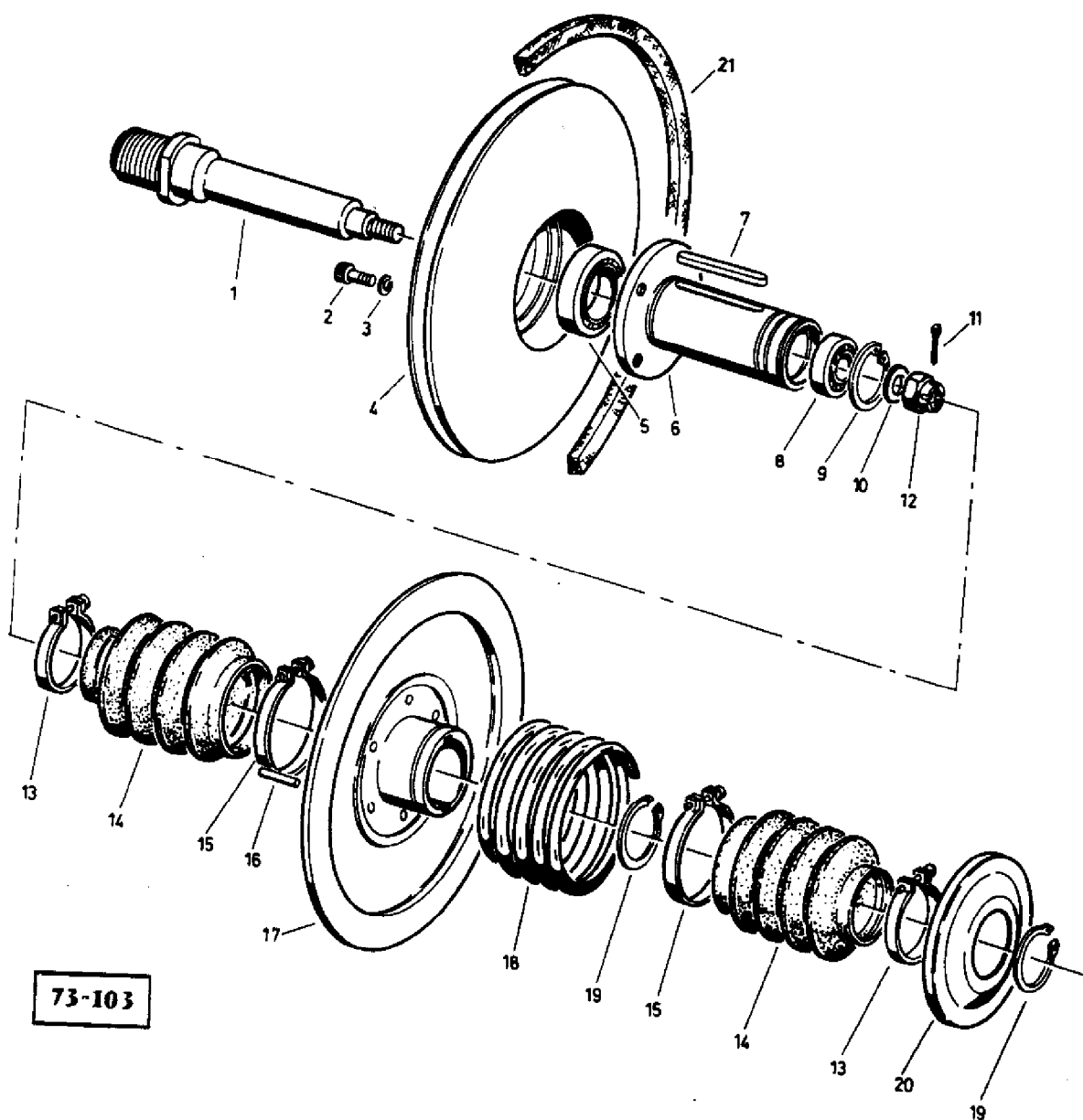
Massey Ferguson (Europe)

MF 506 COMBINE

Page 31 - REEL DRIVE-HYDRAULIC ADJUSTING - GOVERNOR PULLEY MECHANICAL ADJUSTING

Item	Part Number	Qty	Part Description	Comments
				GOVERNOR PULLEY MECHANICAL ADJUSTING
1	1720220M94	1	Drive	
2	1603102M1	1	Pin	
3	1441077X1	1	Joint	
4	1441839M1	1	Washer	
5	339606X1	1	Circlip	
6	1441076X1	1	Circlip	
7	1441840X1	1	Bearing	
8	1722879M92	1	Gear	
9	1720223M1	1	Gear	
10	1441835X1	2	Bearing Assy	
11	1441078X1	2	Padding	
12	1441836X1	4	Washer	
13	1603101M1	1	Pinion	
14	905999M1	1	Collar	
15	1722878M91	2	Gear	
16	1720226M1	2	Pinion	
17	1441834X1	4	Bearing	
18	1720222M1	1	Pulley	
19	391290X1	2	Pin	
20	1720228M1	2	Pin	
21	339895X1	2	Ring	
22	390816X1	1	Plug	
23	339073X1	1	Bearing Ball	
24	390448X1	1	Pin	
25	1441837X1	2	Joint	
26	1440267X1	1	Washer Metric	
27	339060X1	1	Nut	
28	1722438M1	1	Cover	
29	1441838X1	1	Clamp	

VARIATEUR
 REGELSCHIBE
 VARIADOR POLEA
 GOVERNOR PULLEY

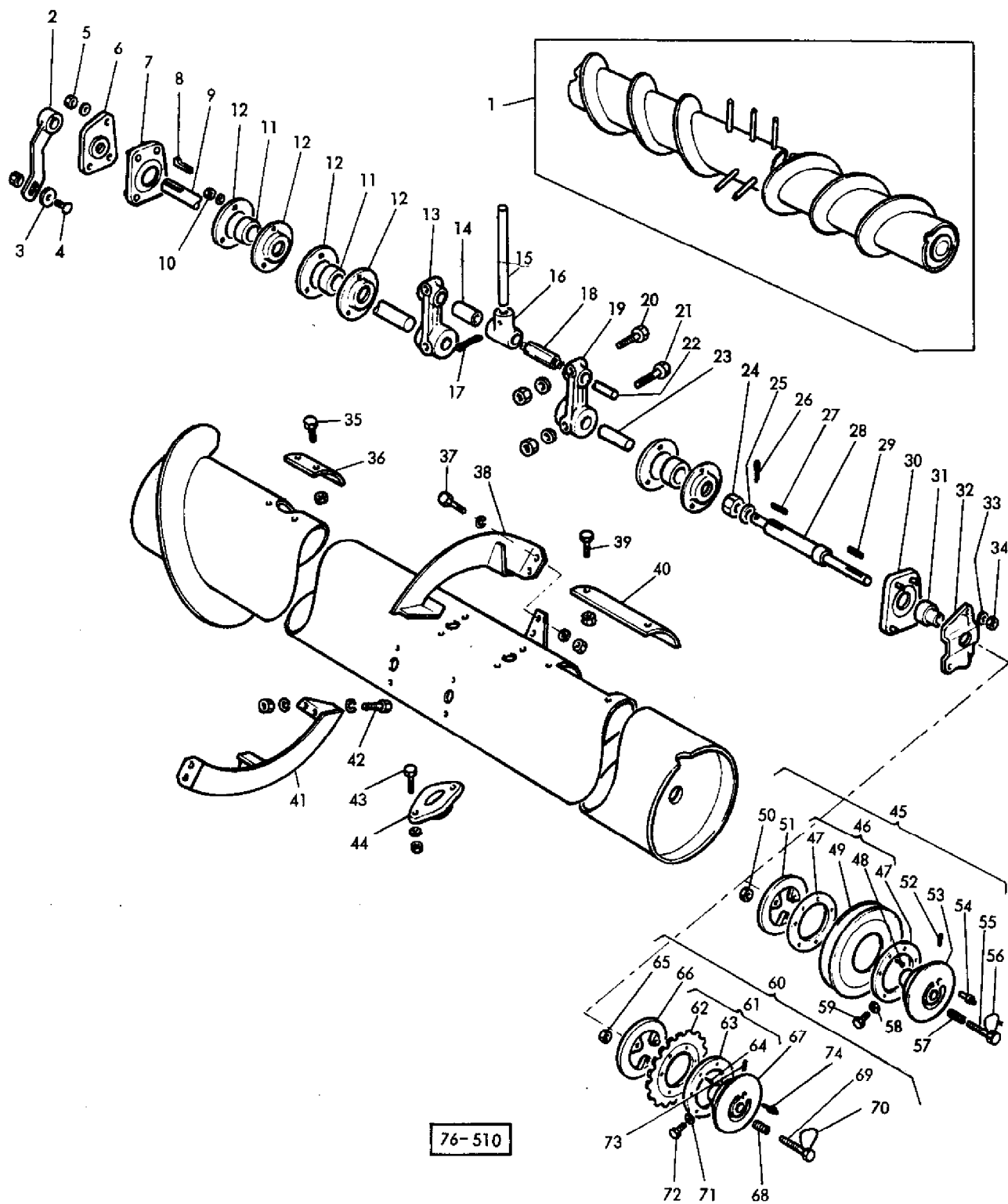


AGCO Corporation
Parts List Report

Massey Ferguson (Europe)
MF 506 COMBINE
Page 32 - GOVERNOR PULLEY

Item	Part Number	Qty	Part Description	Comments
	1720103M91	1	Pulley	
1	1721174M1	1	Shaft	
2	390174X1	4	Bolt	
3	391037X1	1	Lock Washer	
4	905443M1	1	Pull	
5	390941X1	1	Bearing Ball	
6	1720106M1	1	Hub	
7	916671M1	1	Pin	
8	339932X1	1	Bearing Assy	
9	339657X1	1	Circlip	
10	339763X1	1	Washer	
11	390447X1	1	Pin	
12	339196X1	1	Nut Metric	
13	1441832X1	2	Collar	
14	1720107M1	2	Fan	
15	1441833X1	2	Collar	
16	1441573X1	6	Pin	
17	905444M1	1	Pulley	
18	411095M2	1	Spring	
19	1440478X1	2	Circlip	
20	1720110M1	1	Disc	
21	905481M1	1	Belt	(A)
	916854M1	1	Belt	(B)
				(A)
				TABLE QA
				(B)
				FIX TABLE

VIS D'ALIMENTATION
FRONTSCHNECKE
SINFIN DELANTERO
FRONT AUGER



AGCO Corporation
Parts List Report

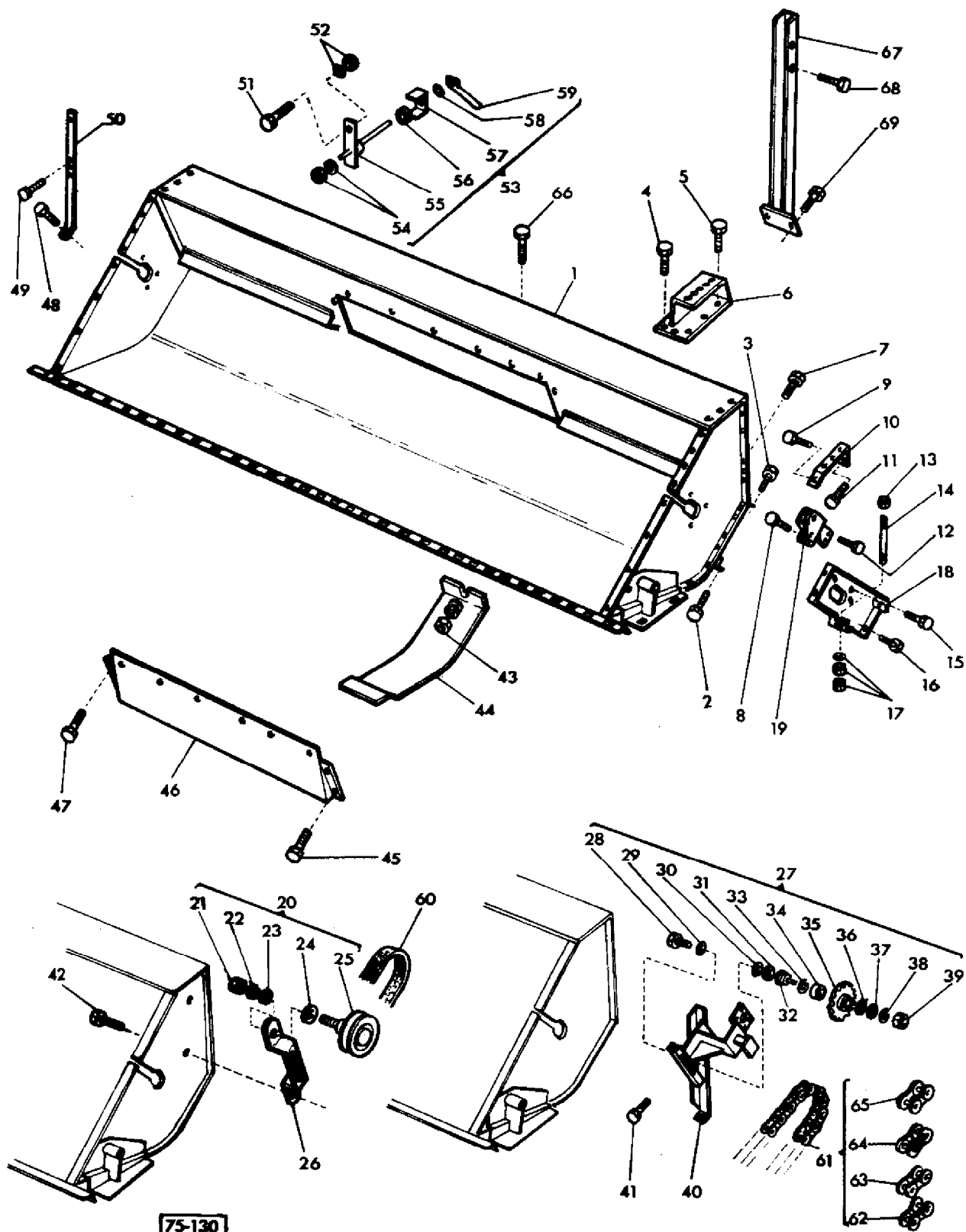
Massey Ferguson (Europe)
MF 506 COMBINE
Page 35 - FRONT AUGER

Item	Part Number	Qty	Part Description	Comments
1	1604539M91	1	Auger	(A)
	1604540M91	1	Auger	(B)
	1604541M91	1	Auger	(C)
2	1604874M91	1	Arm	(A) (B) (C)
3	1440991X1	1	Washer	(A) (B) (C)
4	1442880X1	1	Bolt Metric	(A) (B) (C)
	1442174X1	1	Washer	(A) (B) (C)
	339369X1	1	Lock Washer	(A) (B) (C)
	339054X1	1	Nut Metric	(A) (B) (C)
5	339374X1	3	Lock Washer	(A) (B) (C)
	339169X1	3	Nut Metric	(A) (B) (C)
6	413568M1	1	Bearing	(A) (B) (C)
7	413565M91	1	Flange	(A) (B) (C)
8	MP1101	1	Key Door	(A) (B) (C)
9	1604877M1	1	Shaft	Right Hand (A)
	1604878M1	1	Shaft	Right Hand (B)
	1604879M1	1	Shaft	Right Hand (C)
10	355566X1	9	Nut Unc	(A) (B) (C)
	353534X1	9	Bolt Unf	(A) (B) (C)
11	353134X1	3	Bearing Assy	(A) (B) (C)
12	22691X	6	Flange	(A) (B) (C)
13	911970M1	2	Crank	(A) (B) (C)
14	796674M1	1	Spacer	Right Hand (A) (B) (C)
15	794790M1	10	Finger	(A) (B) (C)
16	796562M1	10	Holder	(A) (B) (C)
17	363792X1	10	Pin	(A) (B) (C)
18	338880X1	1	Spacer	Left Hand (A) (B) (C)
19	911970M1	2	Crank	(A) (B) (C)
20	361508X1	2	Bolt	(A) (B) (C)
	376720X1	2	Lock Washer	(A) (B) (C)
21	361589X1	2	Bolt	(A) (B) (C)
	376722X1	2	Lock Washer	(A) (B) (C)
	363627X1	2	Nut	(A) (B) (C)
22	911977M1	1	Shaft	(A) (B) (C)

23	911973M1	1	Shaft	Left Hand (A) (B) (C)
24	353929X1	1	Nut Unf	(A) (B) (C)
25	353763X1	1	Washer	(A) (B) (C)
26	354071X1	1	Pin	(A) (B) (C)
27	MP1397	1	Key Door	(A) (B) (C)
28	1604534M1	1	Shaft	Left Hand (A) (B) (C)
29	339310X1	1	Key Parallel	(A) (B) (C)
30	411861M92	1	Bearing Carrier	(A) (B) (C)
31	412260M1	1	Bearing Assy	(A) (B) (C)
32	411860M1	1	Housing	(A) (B) (C)
33	339374X1	3	Lock Washer	(A) (B) (C)
34	339169X1	3	Nut Metric	(A) (B) (C)
35	355862X1	4	Screw	(A) (B) (C)
	355861X1	4	Nut	(A) (B) (C)
36	792462M1	1	Cover	(A) (B) (C)
37	353516X1	4	Screw Unf	(A)
	353755X1	4	Washer	(A)
	353446X1	4	Lock Washer	(A)
	353916X1	4	Nut Unf	(A)
38	1604528M91	1	Sector	Left Hand (A)
39	355862X1	16	Screw	(A) (B) (C)
	355861X1	16	Nut	(A) (B) (C)
40	796604M1	4	Cover	(A) (B) (C)
41	1604529M91	1	Sector	Right Hand (A)
42	353916X1	4	Nut Unf	(A)
	353755X1	4	Washer	(A)
	353446X1	4	Lock Washer	(A)
	353916X1	4	Nut Unf	(A)
43	353502X1	20	Screw Unf	(A) (B) (C)
	353754X1	20	Washer	(A) (B) (C)
	195256X1	20	Nut	(A) (B) (C)
44	264067M1	10	Guide	(A) (B) (C)
45	413898M91	1	Clutch	(A)
46	413899M91	1	Pulley	(A)
47	413830M1	2	Lining	(A)
48	390928X1	8	Rivet	(A)
49		1	Pulley	(A)
				Not Serviced, Order 46
50	339682X1	3	Nut Metric	(A)
51	413835M1	1	Disc	(A)
52	339080X1	1	Roll Pin	(A)
53	413831M1	1	Disc	(A)

54	413832M2	1	Bolt	(A)
55	413834M1	3	Bolt	(A)
56	413836M1	1	Wire	(A)
57	413833M1	3	Spring	(A)
58	339169X1	1	Nut Metric	(A)
59	390594X1	1	Bolt Metric	(A)
60	916002M91	1	Clutch	(B) (C)
61	905688M91	1	Pinion	(B) (C)
62	1725091M1	1	Sprocket	Number of Teeth/Splines: 29 (B) (C)
63	413830M1	2	Lining	(B) (C)
64	390928X1	8	Rivet	(B) (C)
65	339682X1	3	Nut Metric	(B) (C)
66	413835M1	1	Disc	(B) (C)
67	413831M1	1	Disc	(B) (C)
68	413833M1	3	Spring	(B) (C)
69	413834M1	3	Bolt	(B) (C)
70	413836M1	1	Wire	(B) (C)
71	339169X1	1	Nut Metric	(B) (C)
72	390594X1	1	Bolt Metric	(B) (C)
73	339080X1	1	Roll Pin	(B) (C)
74	413832M2	1	Bolt	(B) (C)
				(A)
				8'
				(B)
				10'
				(C)
				12'

TABLE FIXE
 STANDARD TISCH
 MESA FIJA
 FIX TABLE



75-130

AGCO Corporation
Parts List Report

Massey Ferguson (Europe)
MF 506 COMBINE
Page 39 - FIX TABLE

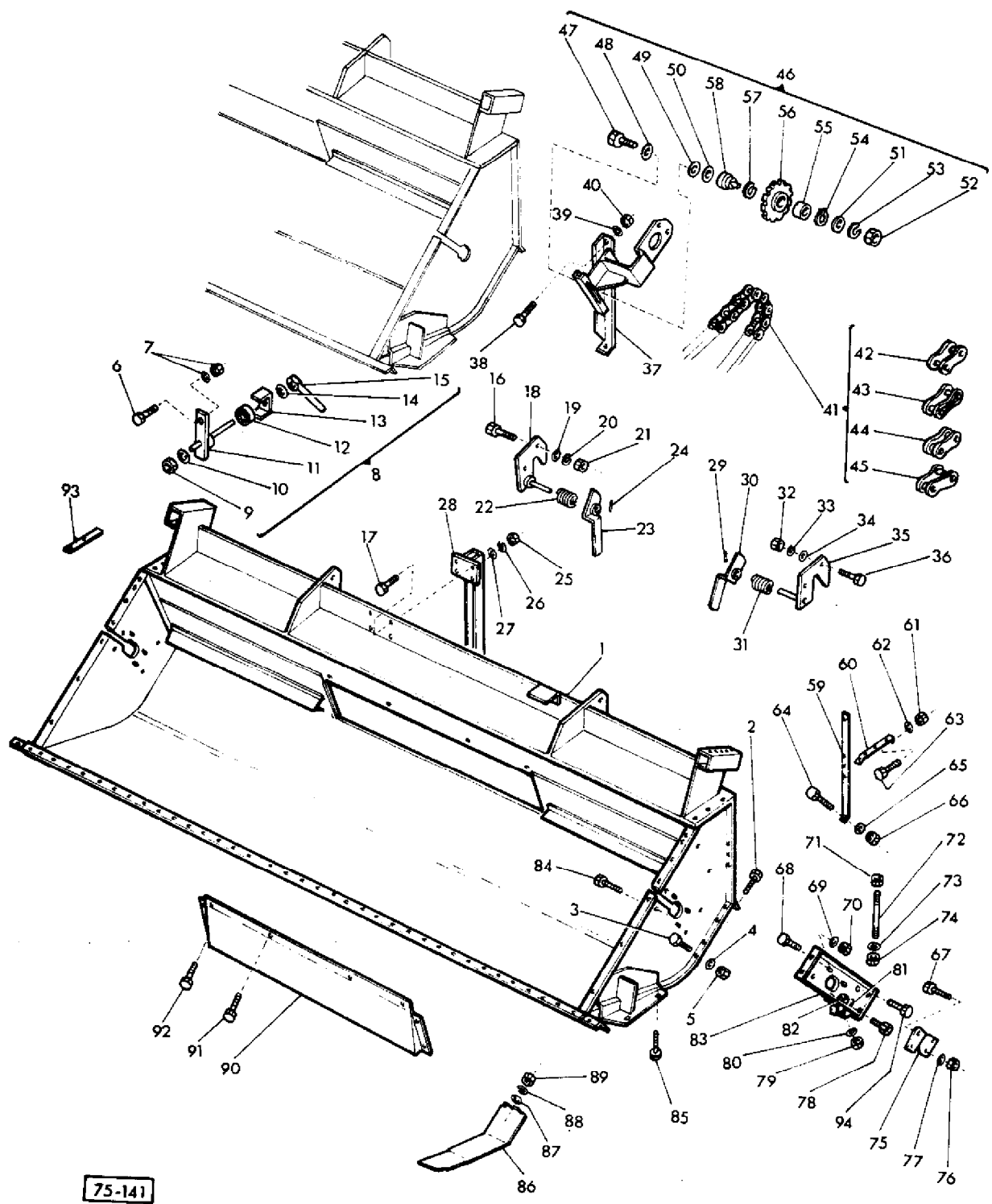
Item	Part Number	Qty	Part Description	Comments
1	1720518M95	1	Table	(A)
	1720234M97	1	Table	(B)
	1721980M97	1	Table	(C)
2	391134X1	6	Bolt Metric	(A) (B)
	391134X1	8	Bolt Metric	(C)
3	339123X1	9	Screw Metric	(A)
	339123X1	12	Screw Metric	(B)
	339123X1	18	Screw Metric	(C)
	339374X1	9	Lock Washer	(A)
	339374X1	12	Lock Washer	(B)
	339374X1	18	Lock Washer	(C)
	339169X1	9	Nut Metric	(A)
	339169X1	12	Nut Metric	(B)
	339169X1	18	Nut Metric	(C)
4	339761X1	4	Screw Metric	(B) (C)
5	339287X1	6	Screw Metric	(A) (B) (C)
	339374X1	6	Lock Washer	(A) (B) (C)
	339169X1	6	Nut Metric	(A) (B) (C)
6	916852M93	1	Bearer	Left Hand (B) (C)
	916848M92	1	Bearer	Right Hand (B) (C)
7	339761X1	11	Screw Metric	(A)
	339761X1	13	Screw Metric	(B) (C)
	339374X1	11	Lock Washer	(A)
	339374X1	13	Lock Washer	(B) (C)
	339169X1	11	Nut Metric	(A)
	339169X1	13	Nut Metric	(B) (C)
8	339123X1	4	Screw Metric	(A) (B) (C)
	339374X1	4	Lock Washer	(A) (B) (C)
	339169X1	4	Nut Metric	(A) (B) (C)
9	339123X1	4	Screw Metric	(A) (B) (C)
	339374X1	4	Lock Washer	(A) (B) (C)
	339169X1	4	Nut Metric	(A) (B) (C)
10	402633M1	2	Angle	(A) (B) (C)
11	339761X1	1	Screw Metric	(A) (B) (C)
	339374X1	1	Lock Washer	(A) (B) (C)
	339169X1	1	Nut Metric	(A) (B) (C)
12	339666X1	4	Screw Metric	(A) (B) (C)

	339375X1	4	Lock Washer	(A) (B) (C)
	339030X1	4	Nut Metric	(A) (B) (C)
13	339054X1	2	Nut Metric	(A) (B) (C)
14	413570M1	2	Bolt	(A) (B) (C)
15	339560X1	4	Screw Metric	(A) (B) (C)
	339375X1	4	Lock Washer	(A) (B) (C)
	339030X1	4	Nut Metric	(A) (B) (C)
16	339124X1	4	Screw Metric	(A) (B) (C)
	339374X1	4	Lock Washer	(A) (B) (C)
	339169X1	4	Nut Metric	(A) (B) (C)
17	339026X1	4	Washer Metric	(A) (B) (C)
	339054X1	4	Nut Metric	(A) (B) (C)
18	916424M92	1	Plate	Left Hand (A) (B) (C)
	413559M91	1	Plate	Right Hand (A) (B) (C)
19	414024M91	1	Support	Left Hand (A) (B) (C)
	404407M91	1	Suspension	Right Hand (A) (B) (C)
20	416579M91	1	Pulley	(A)
21	339070X1	1	Nut	(A)
22	339380X1	1	Washer	(A)
23	339072X1	1	Washer	(A)
25	416580M91	1	Pulley	(A)
26	413839M1	1	Support	(A)
27	404854M93	1	Tensioner	(B) (C)
28	390647X1	1	Bolt Metric	(B) (C)
29	339072X1	1	Washer	(B) (C)
30	390670X1	X	Washer Metric	04" (B) (C)
31	390672X1	X	Washer Metric	08" (B) (C)
32	404737M3	1	Bush	(B) (C)
33	339657X1	1	Circlip	(B) (C)
34	339932X1	1	Bearing Assy	(B) (C)
35	404726M91	1	Sprocket	Number of Teeth/Splines: 10 (B) (C)
36	339657X1	1	Circlip	(B) (C)
37	391157X1	1	Washer	(B) (C)
38	339376X1	1	Lock Washer	(B) (C)
39	339402X1	1	Nut Metric	(B) (C)
40	905376M94	1	Support	(B) (C)
41	339761X1	3	Screw Metric	(B) (C)
	339374X1	3	Lock Washer	(B) (C)
	339169X1	3	Nut Metric	(B) (C)

42	339123X1	2	Screw Metric	(A)
	339374X1	2	Lock Washer	(A)
	339169X1	2	Nut Metric	(A)
43	339402X1	6	Nut Metric	(A) (B)
	339402X1	8	Nut Metric	(C)
	339376X1	6	Lock Washer	(A) (B)
	339376X1	8	Lock Washer	(C)
	391396X1	6	Washer Metric	(A) (B)
	391396X1	8	Washer Metric	(C)
44	916856M1	6	Shoe	(A) (B)
	916856M1	8	Shoe	(C)
45	339124X1	4	Screw Metric	(A) (B) (C)
	339374X1	4	Lock Washer	(A) (B) (C)
	339169X1	4	Nut Metric	(A) (B) (C)
46	403636M2	1	Pinion	(A)
	1720402M2	1	Cover	(B) (C)
47	339560X1	5	Screw Metric	(A)
	339560X1	6	Screw Metric	(B) (C)
	339375X1	5	Lock Washer	(A)
	339375X1	6	Lock Washer	(B) (C)
	339030X1	5	Nut Metric	(A)
	339030X1	6	Nut Metric	(B) (C)
48	339123X1	2	Screw Metric	(A) (B) (C)
	339374X1	2	Lock Washer	(A) (B) (C)
	339169X1	2	Nut Metric	(A) (B) (C)
49	339761X1	3	Screw Metric	(A) (B) (C)
	339374X1	3	Lock Washer	(A) (B) (C)
	339169X1	3	Nut Metric	(A) (B) (C)
50	402632M1	1	Brace	Left Hand (A) (B) (C)
	402642M2	1	Reinforcement	Right Hand (A) (B) (C)
51	339337X1	1	Screw Metric	(A) (B) (C)
52	339374X1	1	Lock Washer	(A) (B) (C)
	339169X1	1	Nut Metric	(A) (B) (C)
53	412439M91	1	Lever	(A) (B) (C)
	339402X1	1	Nut Metric	(A) (B) (C)
	339376X1	1	Lock Washer	(A) (B) (C)
55	412440M91	1	Support	(A) (B) (C)
56	412442M1	1	Segment	(A) (B) (C)
57	412443M1	1	Bracket	(A) (B) (C)
58	339025X1	1	Washer Metric	(A) (B) (C)
59	412444M1	1	Handle	(A) (B) (C)
60	418209M1	1	Belt	(A)
61	905931M91	1	Chain	(B) (C)
62	329316M91	2	Cranked Link	(B) (C)

63	329312M91	29	Link	(B) (C)
64	329314M91	1	Link	(B) (C)
65	329313M91	28	Link	(B) (C)
66	339081X1	10	Screw Metric	(A) (B) (C)
	1440287X1	10	Washer Metric	(A) (B) (C)
	339379X1	10	Washer	(A) (B) (C)
	339402X1	10	Nut Metric	(A)
67	1604152M91	1	Bearer	(B) (C)
				(D)
68	390809X1	2	Bolt Metric	(B) (C)
				(D)
	339376X1	2	Lock Washer	(B) (C)
				(D)
	339402X1	2	Nut Metric	(B) (C)
				(D)
	339534X1	2	Washer Metric	(B) (C)
				(D)
69	339761X1	2	Screw Metric	(B) (C)
				(D)
	339374X1	2	Lock Washer	(B) (C)
				(D)
	339056X1	2	Washer Metric	(B) (C)
				(D)
	339169X1	2	Nut Metric	(B) (C)
				(D)
				Up to Serial or Engine Number W3932199
				(A)
				8'
				(B)
				10'
				(C)
				12'

TABLE
TISCH
MESA
TABLE } QUICK-ATTACH



75-141

AGCO Corporation
Parts List Report

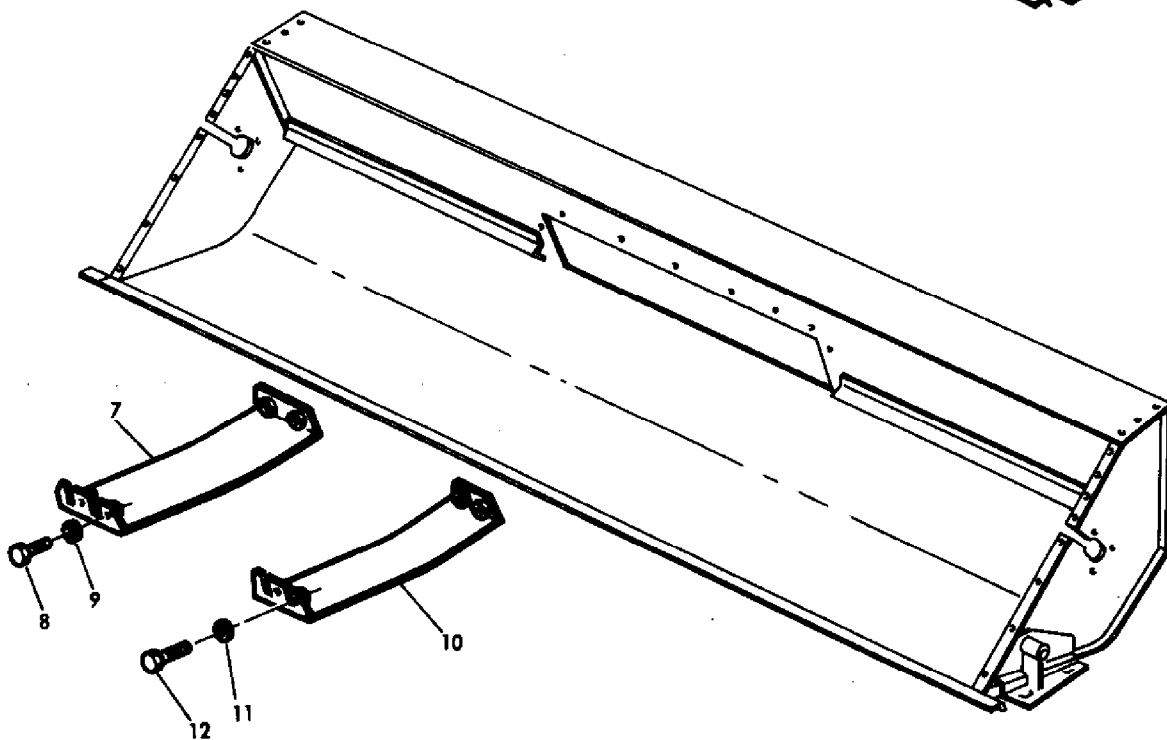
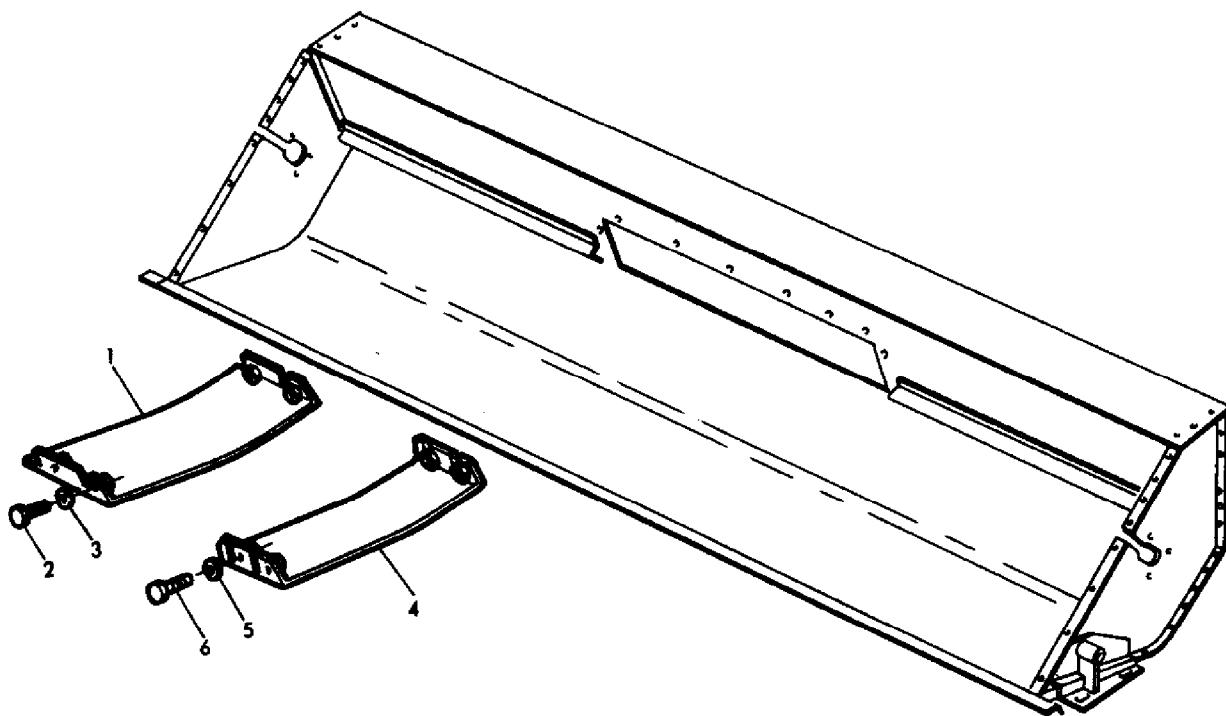
Massey Ferguson (Europe)
MF 506 COMBINE
Page 43 - TABLE Q A

Item	Part Number	Qty	Part Description	Comments
1	1628754M91	1	Table	(A)
	1628755M91	1	Table	(B)
2	391134X1	6	Bolt Metric	(A)
2	391134X1	8	Bolt Metric	(B)
3	339123X1	2	Screw Metric	(A, B)
4	339374X1	2	Lock Washer	(A, B)
5	339169X1	2	Nut Metric	(A, B)
6	339337X1	1	Screw Metric	(A, B)
7	339374X1	1	Lock Washer	(A, B)
	339169X1	1	Nut Metric	(A, B)
8	412439M91	1	Lever	(A, B)
9	339402X1	1	Nut Metric	(A, B)
10	339376X1	1	Lock Washer	(A, B)
11	412440M91	1	Support	(A, B)
12	412442M1	1	Segment	(A, B)
13	412443M1	1	Bracket	(A, B)
14	339025X1	1	Washer Metric	(A, B)
15	412444M1	1	Handle	(A, B)
16	353597X1	2	Bolt Unf	(A, B)
17	339761X1	6	Screw Metric	(A, B)
18	1628819M91	1	Plate	(A, B)
19	353758X1	2	Washer	(A, B)
20	353439X1	2	Lock Washer	(A, B)
21	353437X1	2	Nut Unf	(A, B)
22	913671M1	1	Spring	(A, B)
				Right Hand
23	1604909M92	1	Lever	(A, B)
				Right Hand
24	357633X1	1	Pin	(A, B)
25	339169X1	6	Nut Metric	(A, B)
26	339374X1	6	Lock Washer	(A, B)
27	390972X1	4	Washer Metric	(A, B)
28	905647M91	1	Bearer	(A, B)
29	357633X1	1	Pin	(A, B)
30	1604908M92	1	Lever	(A, B)
				Left Hand
31	913672M1	1	Spring	(A, B)
				Left Hand
32	353437X1	2	Nut Unf	(A, B)

33	353439X1	2	Lock Washer	(A, B)
34	353758X1	2	Washer	(A, B)
35	1628820M91	1	Plate	(A, B)
36	353597X1	2	Bolt Unf	(A, B)
37	905376M94	1	Support	(A, B)
38	339123X1	2	Screw Metric	(A, B)
39	339374X1	2	Lock Washer	(A, B)
40	339169X1	2	Nut Metric	(A, B)
41	905931M91	1	Chain	(A, B)
42	329313M91	28	Link	(A, B)
43	329312M91	29	Link	(A, B)
44	329316M91	2	Cranked Link	(A, B)
45	329314M91	1	Link	(A, B)
46	404854M93	1	Tensioner	(A, B)
47	390647X1	1	Bolt Metric	(A, B)
48	391158X1	1	Washer Metric	(A, B)
49	390672X1	X	Washer Metric	(A, B) 04"
50	339072X1	1	Washer	(A, B)
51	390670X1	X	Washer Metric	(A, B) 08"
52	339402X1	1	Nut Metric	(A, B)
53	339376X1	1	Lock Washer	(A, B)
54	339657X1	1	Circlip	(A, B)
55	339932X1	1	Bearing Assy	(A, B)
56	404726M91	1	Sprocket	(A, B)
				Number of Teeth/Splines: 10
57	339657X1	1	Circlip	(A, B)
58	404737M3	1	Bush	(A, B)
59	402632M1	1	Brace	(A, B)
				Left Hand
	402642M1	1	Brace	(A, B)
				Right Hand
60	402633M1	2	Angle	(A, B)
61	339169X1	4	Nut Metric	(A, B)
62	339374X1	4	Lock Washer	(A, B)
63	339124X1	4	Screw Metric	(A, B)
64	339123X1	4	Screw Metric	(A, B)
65	339374X1	4	Lock Washer	(A, B)
66	339169X1	4	Nut Metric	(A, B)
67	339123X1	4	Screw Metric	(A, B)
	339374X1	4	Lock Washer	(A, B)
	339169X1	4	Nut Metric	(A, B)
68	339123X1	4	Screw Metric	(A, B)
69	339374X1	4	Lock Washer	(A, B)
70	339169X1	4	Nut Metric	(A, B)
71	339054X1	2	Nut Metric	(A, B)
72	413570X1	2	Pin	(A, B)

73	339026X1	4	Washer Metric	(A, B)
74	339054X1	6	Nut Metric	(A, B)
75	414024M91	1	Support	(A, B)
				Left Hand
	404407M91	1	Suspension	(A, B)
				Right Hand
76	339030X1	4	Nut Metric	(A, B)
77	339375X1	4	Lock Washer	(A, B)
78	339124X1	4	Screw Metric	(A, B)
79	339054X1	4	Nut Metric	(A, B)
80	339026X1	4	Washer Metric	(A, B)
81	339374X1	4	Lock Washer	(A, B)
82	339169X1	4	Nut Metric	(A, B)
83	916424M92	1	Plate	(A, B)
				Left Hand
	413559M91	1	Plate	(A, B)
				Right Hand
84	339666X1	4	Screw Metric	(A, B)
85	339009X1	6	Bolt Metric	(A, B)
	339374X1	6	Lock Washer	(A, B)
	339169X1	6	Nut Metric	(A, B)
86	916856M1	6	Shoe	(A)
86	916856M1	8	Shoe	(B)
87	391396X1	6	Washer Metric	(A)
87	391396X1	8	Washer Metric	(B)
88	339376X1	6	Lock Washer	(A)
88	339376X1	8	Lock Washer	(B)
89	339402X1	6	Nut Metric	(A)
89	339402X1	8	Nut Metric	(B)
90	1720402M2	1	Cover	(A, B)
91	339560X1	6	Screw Metric	(A, B)
	339375X1	6	Lock Washer	(A, B)
	339030X1	6	Nut Metric	(A, B)
92	339124X1	4	Screw Metric	(A, B)
	339374X1	4	Lock Washer	(A, B)
	339169X1	4	Nut Metric	(A, B)
93	905990M1	2	Plate	(A, B)
94	339560X1	4	Screw Metric	(A, B)
	339375X1	4	Lock Washer	(A, B)
	339030X1	4	Nut Metric	(A, B)
				(A)
				10"
				(B)
				12"

PATINS	}	TABLE FIXE
PLATTE		STANDARD TISCH
PLACA		MESA FIJA
PLATE		FIX TABLE



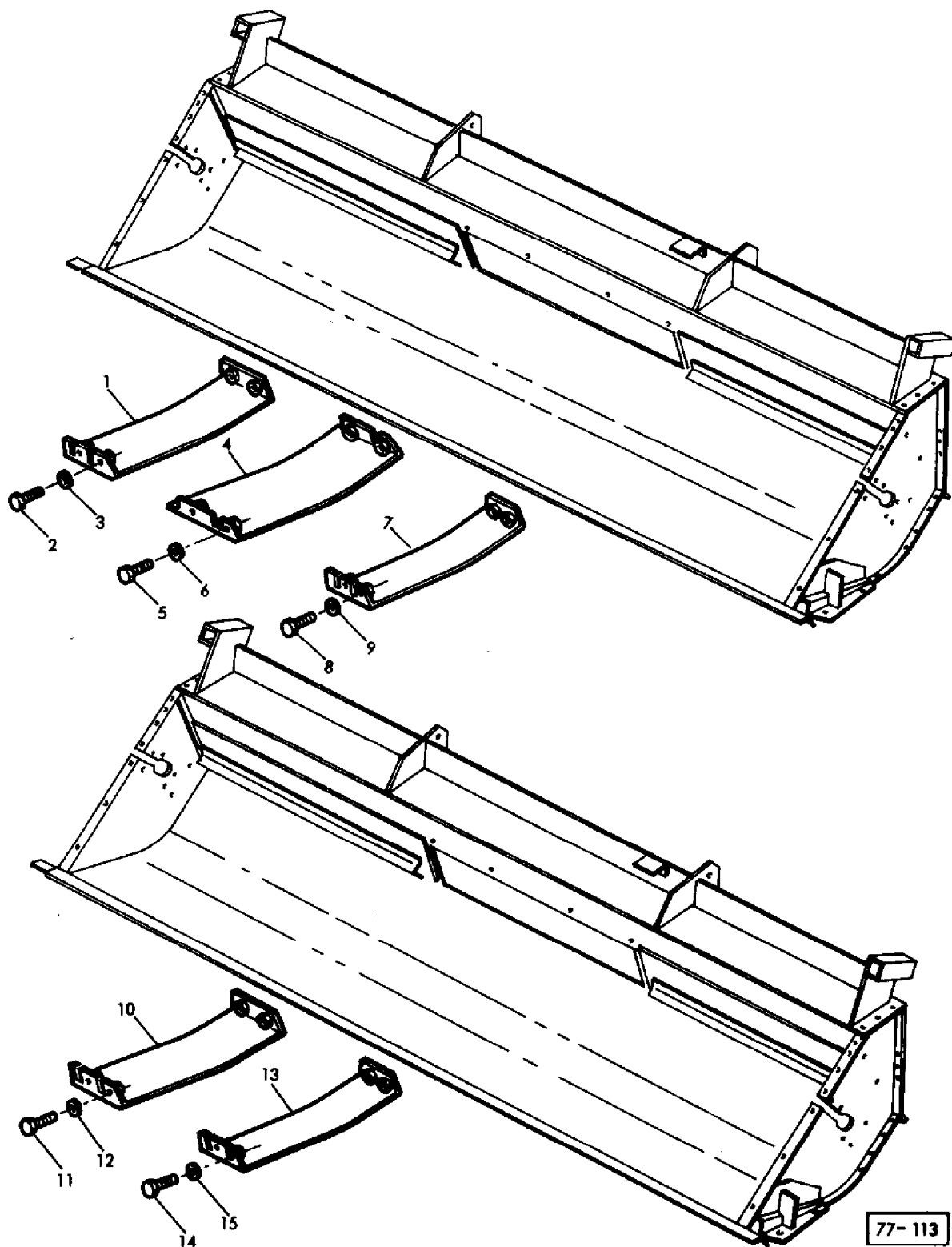
77-111

AGCO Corporation
Parts List Report

Massey Ferguson (Europe)
MF 506 COMBINE
Page 47 - PLATE - FIX TABLE

Item	Part Number	Qty	Part Description	Comments
				FIX TABLE
1	1604222M91	4	Skid	(A)
2	339401X1	16	Screw Metric	(A)
3	390734X1	16	Washer Metric	(A)
4	1604220M91	1	Skid	(A)
5	390734X1	4	Washer Metric	(A)
6	339401X1	4	Screw Metric	(A)
7	1604220M91	5	Skid	(B)
8	339401X1	20	Screw Metric	(B)
9	390734X1	20	Washer Metric	(B)
10	1604219M91	2	Skid	(B)
11	390734X1	8	Washer Metric	(B)
12	339401X1	8	Screw Metric	(B)
				(A)
				10'
				(B)
				12'

PATINS	}	TABLE QA
PLATTE		TISCH QA
PLACA		MESA QA
PLATE		TABLE QA



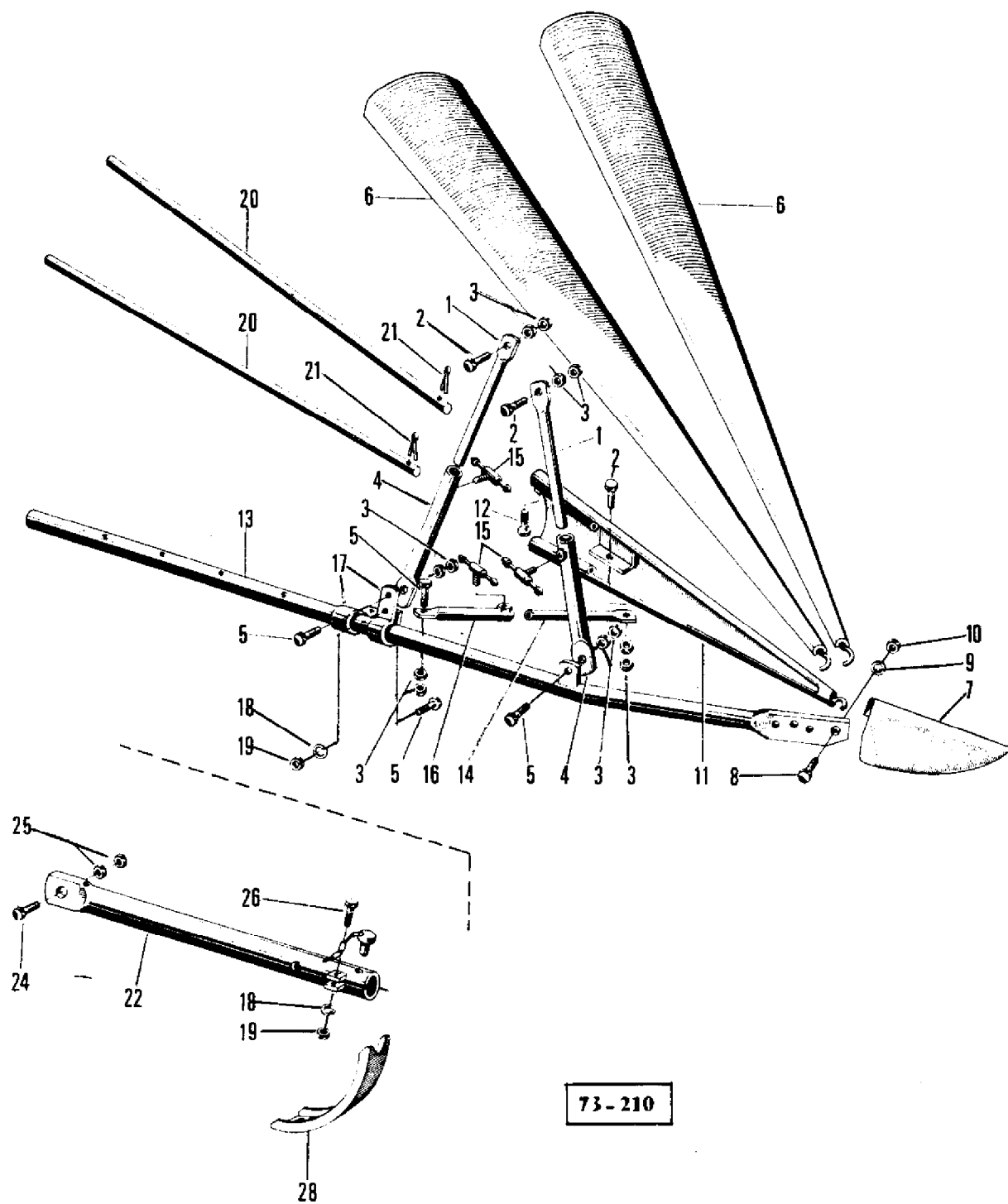
77-113

AGCO Corporation
Parts List Report

Massey Ferguson (Europe)
MF 506 COMBINE
Page 48 - TABLE Q A

Item	Part Number	Qty	Part Description	Comments
1	1604221M91	2	Skid	(A)
2	339401X1	8	Screw Metric	(A)
3	390734X1	8	Washer Metric	(A)
4	1604222M91	2	Skid	(A)
5	339401X1	8	Screw Metric	(A)
6	390734X1	8	Washer Metric	(A)
7	1604220M91	1	Skid	(A)
8	339401X1	4	Screw Metric	(A)
9	390734X1	4	Washer Metric	(A)
10	1604220M91	5	Skid	(B)
11	339401X1	20	Screw Metric	(B)
12	390734X1	20	Washer Metric	(B)
13	1604219M91	2	Skid	(B)
14	339401X1	8	Screw Metric	(B)
15	390734X1	8	Washer Metric	(B)
				(A)
				10'
				(B)
				12'

PRE-DIVISEUR
 VORSATZABTEILER
 EXTENSION DIVISOR
 EXTENSION DIVIDERS



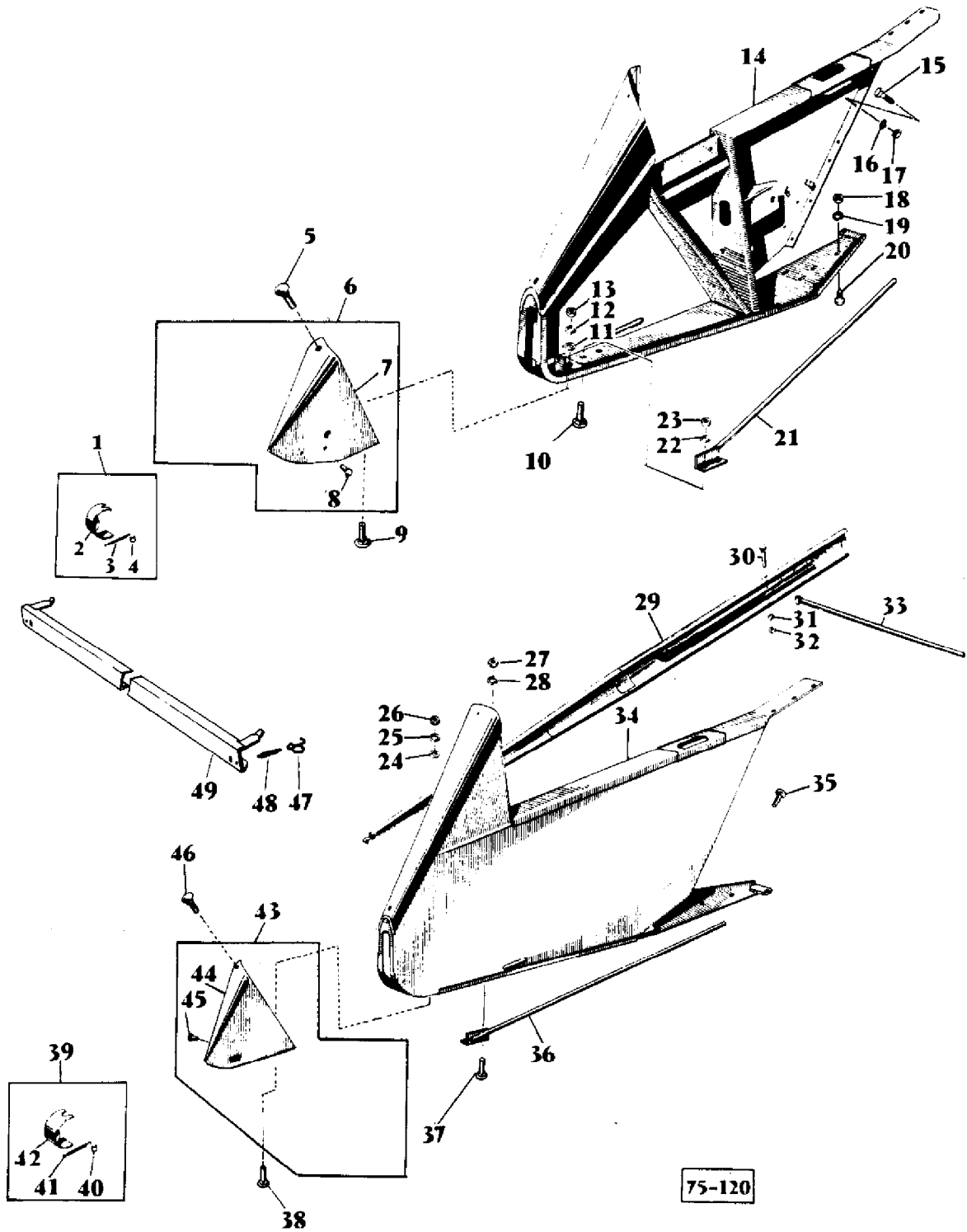
73-210

AGCO Corporation
Parts List Report

Massey Ferguson (Europe)
MF 506 COMBINE
Page 51 - EXTENSION DIVIDERS

Item	Part Number	Qty	Part Description	Comments
1	404480M1	2	Tube	
2	339139X1	3	Screw Metric	
3	339186X1	12	Nut Metric	
4	404481M91	2	Tube	
5	339091X1	5	Screw	
6	905081M91	2	Cone	
7	404468M91	1	Shoe	
8	339324X1	2	Screw	
9	339374X1	2	Lock Washer	
10	339169X1	2	Nut Metric	
11	905079M91	1	Cone	
12	339124X1	2	Screw Metric	
13	414906M91	1	Tube	
14	404484M1	1	Tube	
15	404596M91	3	Bolt	
16	404485M91	1	Tube	
17	404491M91	2	Clamp	
18	339369X1	3	Lock Washer	
19	339054X1	3	Nut Metric	
20	404720M1	2	Clevis Pin	
21	390446X1	2	Pin	
22	404746M91	1	Tube	
24	391196X1	1	Bolt Metric	
25	339495X1	2	Nut	
26	339053X1	1	Bolt Metric	
28	404743M1	1	Plate	

DIVISEURS
 ABTEILER
 DIVISORES
 DIVIDERS



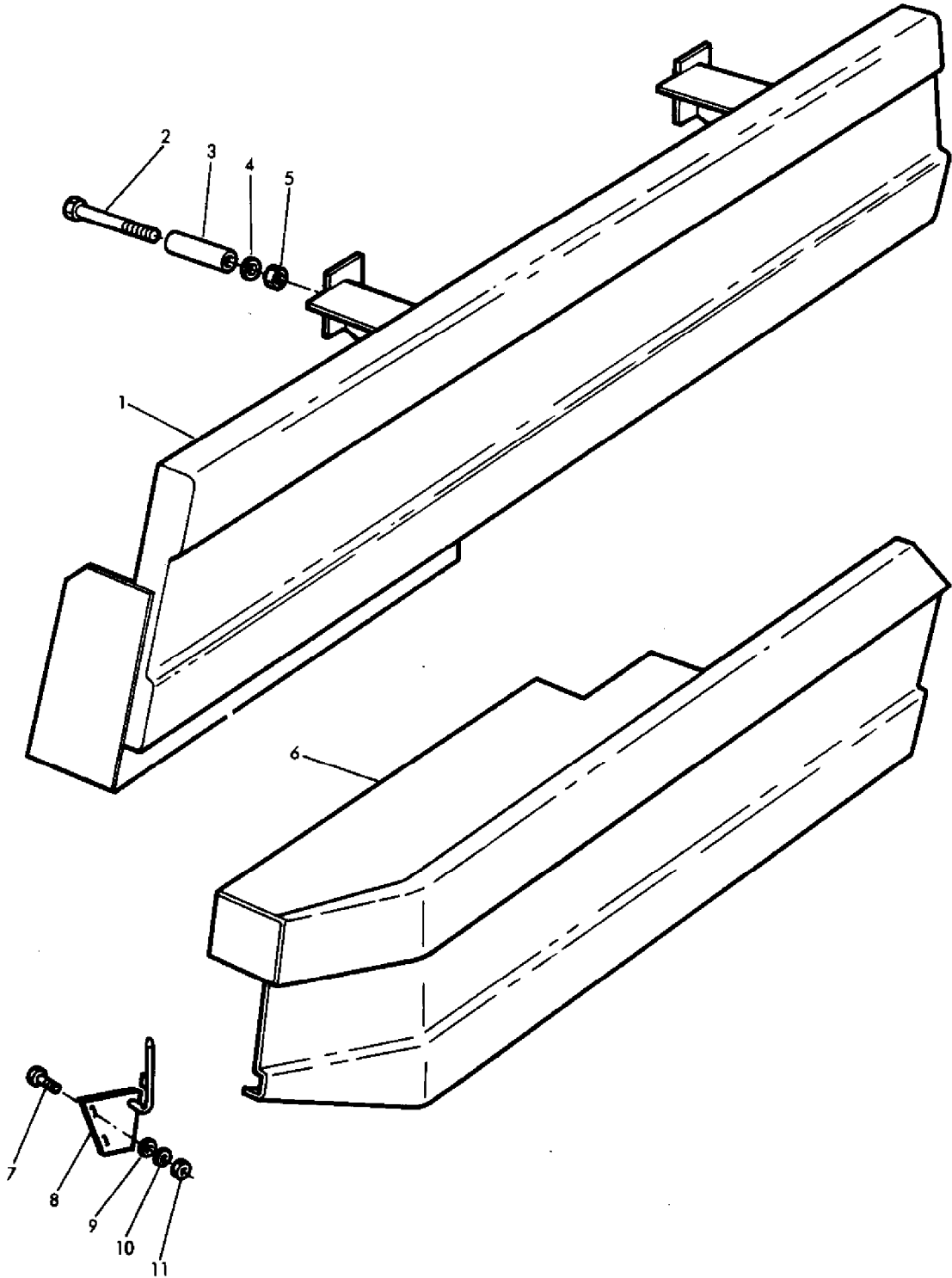
AGCO Corporation
Parts List Report

Massey Ferguson (Europe)
MF 506 COMBINE
Page 52 - DIVIDERS

Item	Part Number	Qty	Part Description	Comments
1	404790M92	1	Guard	(B) (C) Left Hand
2	404791M92	1	Protector	(B) (C)
3	326639M1	1	Spring	(B) (C)
4	322979M1	1	Knotter Hook	(B) (C)
5	339170X1	1	Screw	(A) (B) (C)
	339534X1	1	Washer Metric	(A) (B) (C)
	339374X1	1	Lock Washer	(A) (B) (C)
	339169X1	1	Nut Metric	(A) (B) (C)
6	404559M93	1	Head	Left Hand (A)
	905414M92	1	Head	Right Hand (B) (C)
7		1		Not Serviced, Order 6 (A) (B) (C)
8	391489X1	2	Rivet	(A) (B) (C)
9	339170X1	1	Screw	(A) (B) (C)
10	339170X1	2	Screw	(A) (B) (C)
11	339056X1	1	Washer Metric	(A) (B) (C)
12	339374X1	1	Lock Washer	(A) (B) (C)
13	339169X1	1	Nut Metric	(A) (B) (C)
14	404547M94	1	Divider	Left Hand (A)
	1628852M91	1	Divider	Left Hand (B) (C)
15	339228X1	8	Screw Metric	(A) (B) (C)
16	339374X1	8	Lock Washer	(A) (B) (C)
17	339169X1	8	Nut Metric	(A) (B) (C)
18	339402X1	6	Nut Metric	(A) (B) (C)
19	339376X1	6	Lock Washer	(A) (B) (C)
20	391772X1	6	Bolt Metric	(A) (B) (C)
21	404562M92	1	Tube	(A) (B) (C)
22	339374X1	2	Lock Washer	(A) (B) (C)
23	339169X1	2	Nut Metric	(A) (B) (C)
24	339056X1	1	Washer Metric	(A) (B) (C)
25	339374X1	1	Lock Washer	(A) (B) (C)
26	339169X1	1	Nut Metric	(A) (B) (C)
27	339169X1	2	Nut Metric	(A) (B) (C)
28	339374X1	2	Lock Washer	(A) (B) (C)

29	905082M91	1	Fender	(A) (B) (C)
30	339019X1	1	Bolt Metric	(A) (B) (C)
31	339376X1	1	Lock Washer	(A) (B) (C)
32	339402X1	1	Nut Metric	(A) (B) (C)
33	404642M91	1	Tube	(A) (B) (C)
34	404444M94	1	Divider	Right Hand (A)
	1629903M91	1	Divider	Right Hand (B) (C)
35	339081X1	2	Screw Metric	(A) (B) (C)
	339376X1	2	Lock Washer	(A) (B) (C)
	339402X1	2	Nut Metric	(A) (B) (C)
36	404461M92	1	Tube	Right Hand (A) (B) (C)
37	339170X1	2	Screw	(A) (B) (C)
38	339170X1	1	Screw	(A) (B) (C)
39	404794M92	1	Guard	Right Hand (B) (C)
40	322979M1	1	Knotter Hook	(B) (C)
41	326639M1	1	Spring	(B) (C)
42	404791M92	1	Protector	(B) (C)
43	404458M92	1	Divider	Right Hand (A)
	905418M91	1	Point	Right Hand (B) (C)
44				Not Serviced, Order 43 (A) (B) (C)
45	391489X1	2	Rivet	(A) (B) (C)
46	339170X1	1	Screw	(A) (B) (C)
	339534X1	1	Washer Metric	(A) (B) (C)
	339374X1	1	Lock Washer	(A) (B) (C)
	339169X1	1	Nut Metric	(A) (B) (C)
47	322979M1	2	Knotter Hook	(A)
48	326639M1	2	Spring	(A)
49	419024M91	1	Guard	(A)
				(A)
				FIX TABLE - 8'
				(B)
				FIX TABLE OR Q.A. TABLE - 10'
				(C)
				FIX TABLE OR Q.A. TABLE - 12'

GARANTS	}	8'	ALLEMAGNE
SCHUTZBLECH			DEUTSCHLAND
PROTECCION			ALEMANIA
GUARDS			GERMANY



77-114

AGCO Corporation
Parts List Report

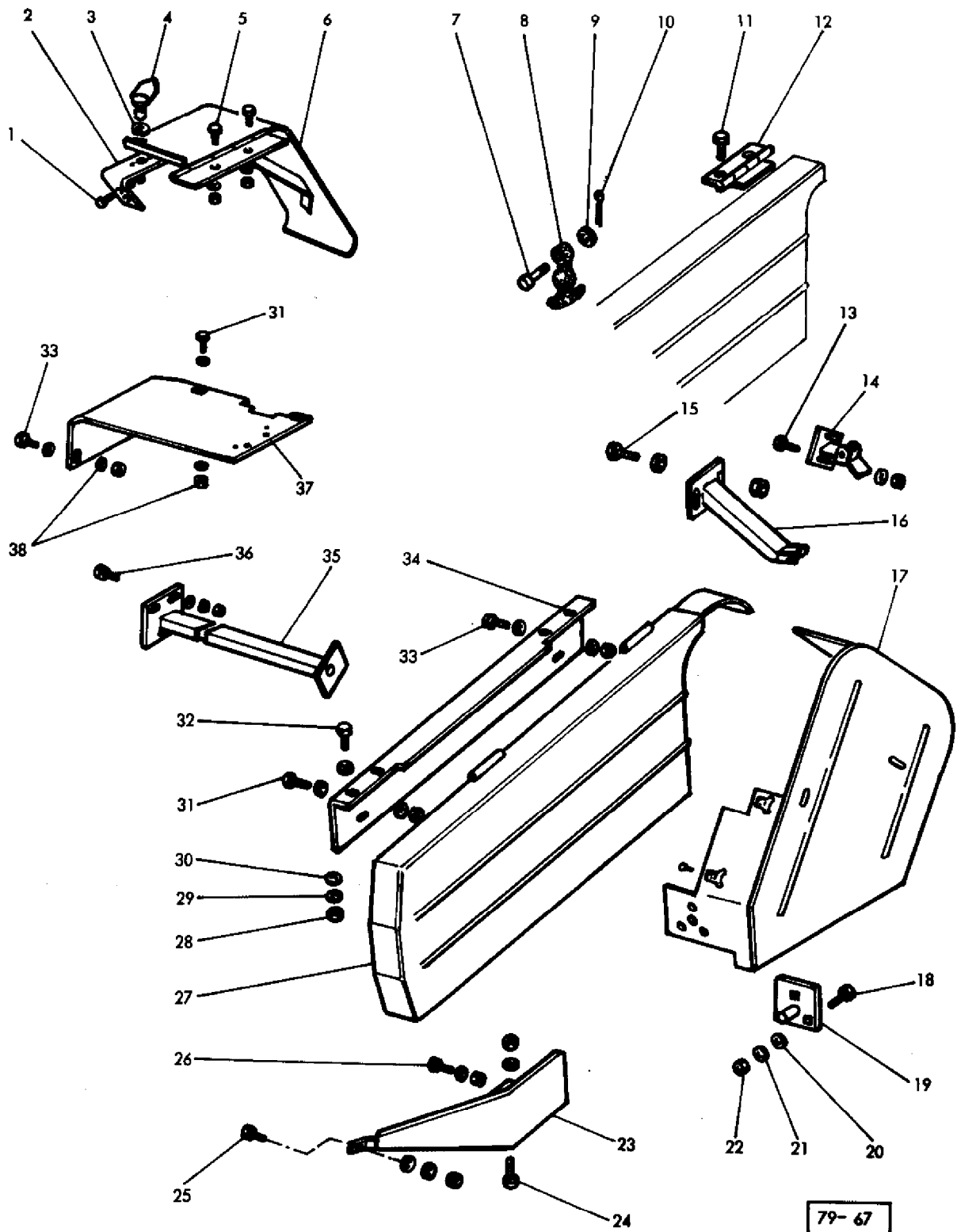
Massey Ferguson (Europe)

MF 506 COMBINE

Page 55 - GUARDS-TRANSMISSION - 8'

Item	Part Number	Qty	Part Description	Comments
				8'
				GERMANY
1	1628330M91	1	Cowl	
2	339291X1	2	Bolt Metric	
3	1706587M1	2	Bush	
4	339374X1	2	Lock Washer	
5	339169X1	2	Nut Metric	
6	1628329M91	1	Cowl	
7	339123X1	2	Screw Metric	
8	1725279M91	1	Plate	
9	390972X1	2	Washer Metric	
10	339374X1	2	Lock Washer	
11	339169X1	2	Nut Metric	

GARANTS
 SCHUTZBLECHE
 PROTECCIONES
 GUARD



AGCO Corporation
Parts List Report

Massey Ferguson (Europe)

MF 506 COMBINE

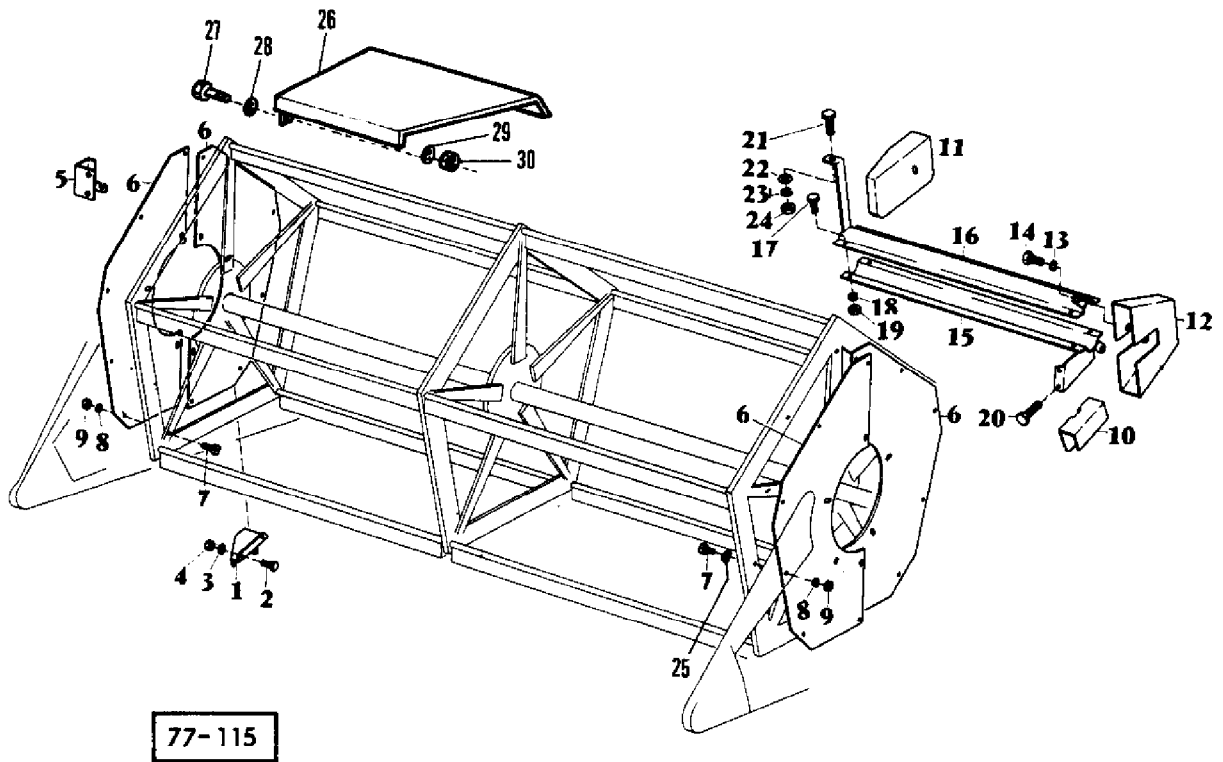
Page 56 - GUARD-LOWER PARTS - 10'

Item	Part Number	Qty	Part Description	Comments
				10'
				12'
1	339560X1	2	Screw Metric	(B)
	390971X1	2	Washer Metric	(B)
	339030X1	2	Nut Metric	(B)
2	1603562M91	1	Bearer	(B)
3	787900M1	1	Ring	(B)
4	786486M1	1	Stud	(B)
5	339124X1	2	Screw Metric	(B)
	391637X1	4	Washer	(B)
	339170X1	2	Screw	(B)
6	916262M93	1	Cowl	(B)
7	403660M1	5	Pin	
8	403657M1	5	Fastener	
9	390146X1	5	Washer Metric	
10	390147X1	5	Pin	
11	339124X1	4	Screw Metric	
	339374X1	4	Lock Washer	
	339169X1	4	Nut Metric	
12	918205M91	2	Hinge	
13	339170X1	5	Screw	
	390972X1	5	Washer Metric	
	339169X1	5	Nut Metric	
14	1603876M91	1	Bearer	
15	339761X1	2	Screw Metric	
	1441002X1	2	Washer Metric	(B)
	390972X1	4	Washer Metric	
	339169X1	2	Nut Metric	
16	1603881M93	1	Bearer	
	1603878M91	1	Bearer	(B)
17	1603914M93	1	Cowl	
18	339170X1	2	Screw	
19	916115M93	1	Plate	
20	390972X1	2	Washer Metric	
21	1441782X1	2	Spring	
22	339169X1	2	Nut Metric	
23	1604900M91	1	Deflector	
24	1442878X1	1	Bolt Metric	
	339169X1	1	Nut Metric	

	390972X1	1	Washer Metric	
25	339560X1	1	Screw Metric	
	390971X1	1	Washer Metric	
	339375X1	1	Lock Washer	
	339030X1	1	Nut Metric	
26	390379X1	2	Bolt Metric	
	390972X1	2	Washer Metric	
	339169X1	2	Nut Metric	
27	1603026M93	1	Cowl	
28	339169X1	7	Nut Metric	(B) 10'
28	339169X1	8	Nut Metric	(B) 12'
29	1440921X1	4	Washer Metric	
30	339374X1	2	Lock Washer	
31	339123X1	4	Screw Metric	(A) 10'
31	339123X1	5	Screw Metric	(A) 12'
	339123X1	3	Screw Metric	(B) 10'
	339123X1	4	Screw Metric	(B) 12'
	390972X1	9	Washer Metric	(A) 10'
	390972X1	10	Washer Metric	(A) 12'
	390972X1	5	Washer Metric	(B) 10'
	390972X1	6	Washer Metric	(B) 12'
32	339761X1	2	Screw Metric	
33	339124X1	5	Screw Metric	(A)
	339124X1	4	Screw Metric	(B)
34	916547M1	1	Reinforcement	
35	916898M91	1	Bearer	
36	339170X1	3	Screw	
	390972X1	3	Washer Metric	
	1441782X1	3	Spring	
	339169X1	3	Nut Metric	
37	916279M93	1	Cowl	10'
	1604804M91	1	Cowl	10'
	916281M93	1	Guard	12'
	1604805M91	1	Cowl	12'
38	1441782X1	9	Spring	(A) 10'
38	1441782X1	10	Spring	(A) 12'
	1441782X1	7	Spring	(B) 10'
	1441782X1	8	Spring	(B) 12'

(A)
 FIX TABLE
 (B)
 TABLE QA

GARANTS SUPPLEMENTAIRES
ERGANZUNGSSCHUTZBLECH
PROTECCIONES SUPLEMENTARIAS
ADDITIONAL GUARDS



AGCO Corporation
Parts List Report

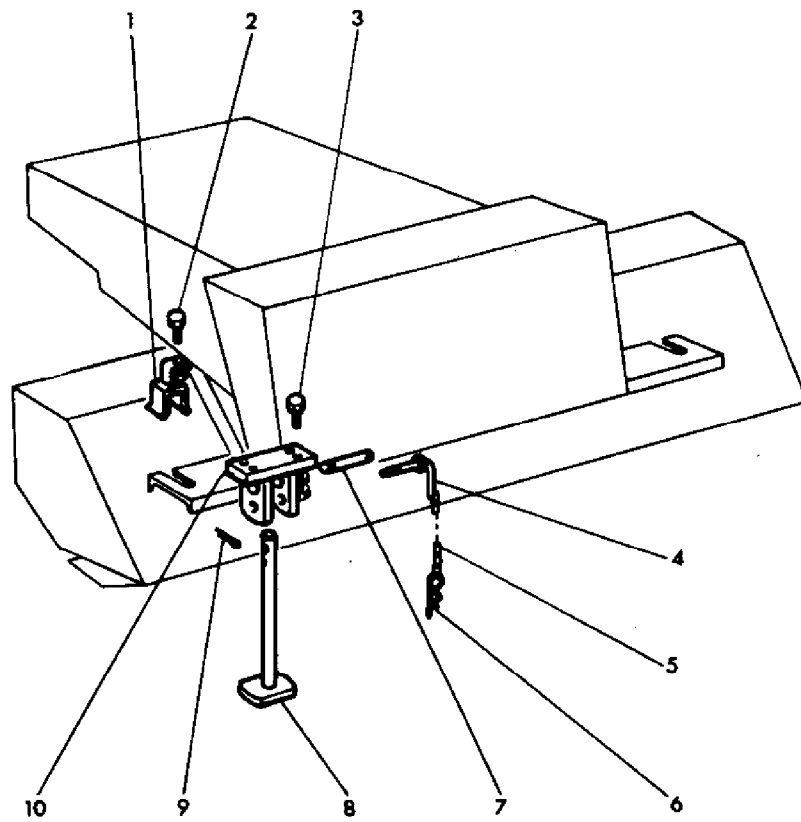
Massey Ferguson (Europe)
MF 506 COMBINE
Page 59 - ADDITIONAL GUARDS

Item	Part Number	Qty	Part Description	Comments
1	1723517M92	1	Cowl	(A) (B) (C)
2	339230X1	2	Screw Metric	(A) (B) (C)
	339081X1	1	Screw Metric	(A) (B) (C)
3	339588X1	2	Washer	(A) (B) (C)
	339376X1	1	Lock Washer	(A) (B) (C)
4	339030X1	2	Nut Metric	(A) (B) (C)
5	1723515M1	1	Cowl	(B) (C) (D)
6	1723539M1	4	Cowl	(B) (C) (D)
7	391074X1	32	Screw Metric	(B) (C) (D)
8	339375X1	32	Lock Washer	(B) (C) (D)
9	339030X1	32	Nut Metric	(B) (C) (D)
10	1628307M91	1	Cowl	(A) (E)
11	1723595M91	1	Cowl	(A) (E)
12	1723562M91	1	Cowl	(A) (E)
13	339374X1	2	Lock Washer	(A) (E)
14	339124X1	2	Screw Metric	(A) (E)
15	916828M91	1	Cowl	(A) (E)
16	916827M91	1	Cowl	(A) (E)
17	391074X1	6	Screw Metric	(A) (E)
18	339375X1	6	Lock Washer	(A) (E)
19	339030X1	6	Nut Metric	(A) (E)
20	339761X1	2	Screw Metric	(A) (E)
21	339123X1	1	Screw Metric	(A)

22	391166X1	1	Washer Metric	(E) (A)
23	339374X1	1	Lock Washer	(E) (A)
24	339169X1	1	Nut Metric	(E) (A)
25	390971X1	12	Washer Metric	(E) (B) (C)
26	1628748M91	1	Cowl	(D) (A) (B) (C)
27	339228X1	3	Screw Metric	(A) (B) (C)
28	390972X1	2	Washer Metric	(A) (B) (C)
29	339374X1	3	Lock Washer	(A) (B) (C)
30	339169X1	2	Nut Metric	(A) (B) (C)

(A)
8'
(B)
10'
(C)
12'
(D)
UK
(E)
FIX TABLE

BEQUILLE }
STUTZRHOR } 10' - 12'
TUBO }
TUBE }



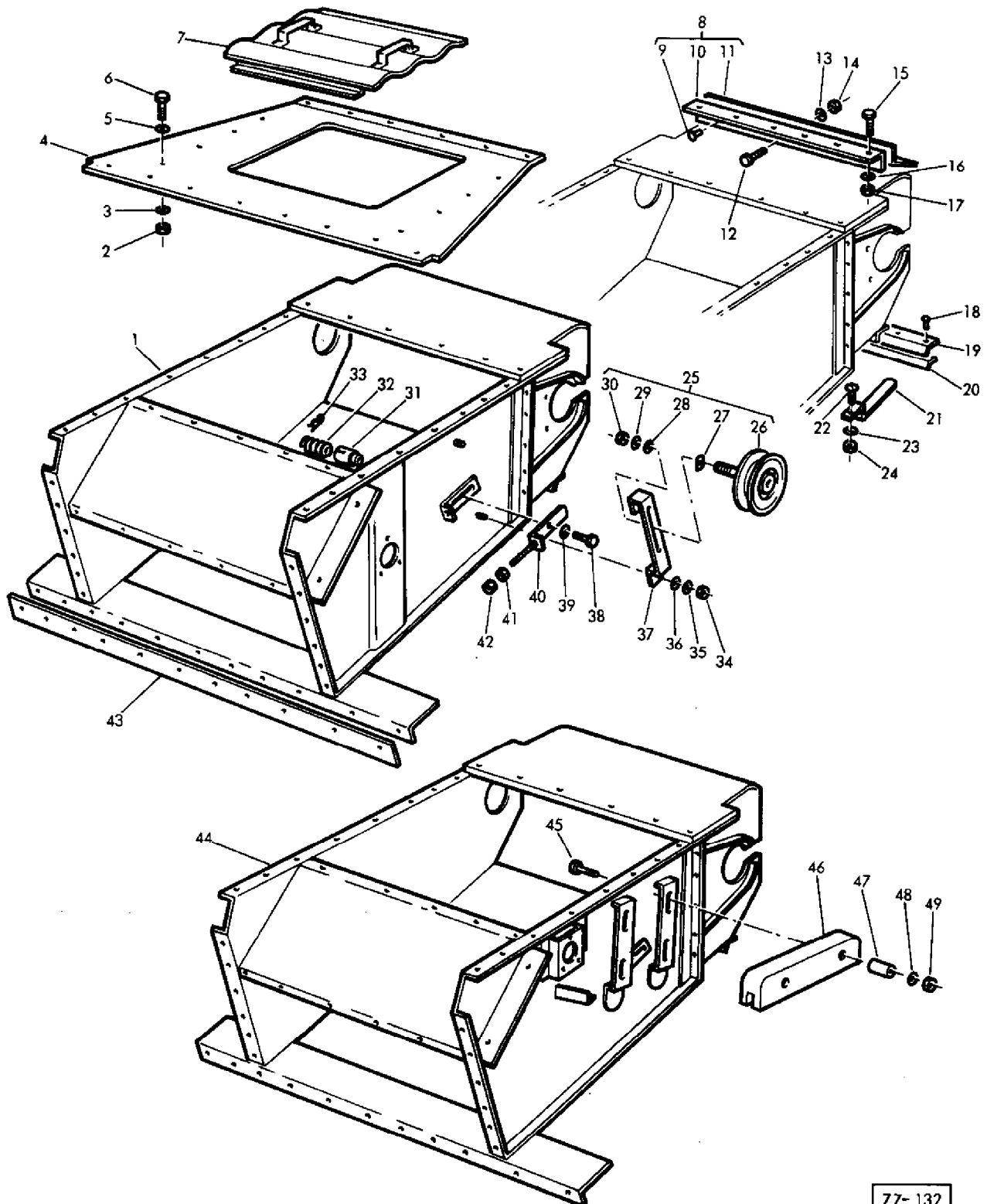
75.72

AGCO Corporation
Parts List Report

Massey Ferguson (Europe)
MF 506 COMBINE
Page 60 - TUBE - 10' - 12'

Item	Part Number	Qty	Part Description	Comments
				10' - 12'
1	1603485M91	1	Bail	(A)
	1723609M91	1	Tie	(B)
2	339761X1	1	Screw Metric	(A, B)
	339169X1	1	Nut Metric	(A)
3	339123X1	4	Screw Metric	(A)
	339169X1	4	Nut Metric	(A)
	339761X1	2	Screw Metric	(B)
	339123X1	2	Screw Metric	(B)
	339374X1	4	Lock Washer	(B)
	339169X1	4	Nut Metric	(B)
4	1721441M91	1	Fastener	(A, B)
5	390865X1	1	Chain	(A, B)
6	1706161M1	1	Pin	(A, B)
7	1441759X1	1	Clevis Pin	(A, B)
8	1603606M91	1	Tube	(A)
	1723606M91	1	Stand	(B)
9	339038X1	2	Pin	(A, B)
10	1603487M91	1	Bearer	(A)
	916177M91	1	Bearer	(B)
				(A)
				TABLE QA
				(B)
				FIX TABLE

ELEVATEUR A RECOLTE (PARTIES FIXES)	} TABLE FIXE STANDARD TISCH MESA FIJA FIX TABLE
EINZUGSELEVATOR (FESTSTEHENDE TEIL)	
ELEVADOR DE ENTRADA (PARTIDAS FIJAS)	
FEEDER ELEVATOR (FIXED COMPONENTS)	



77-132

AGCO Corporation
Parts List Report

Massey Ferguson (Europe)

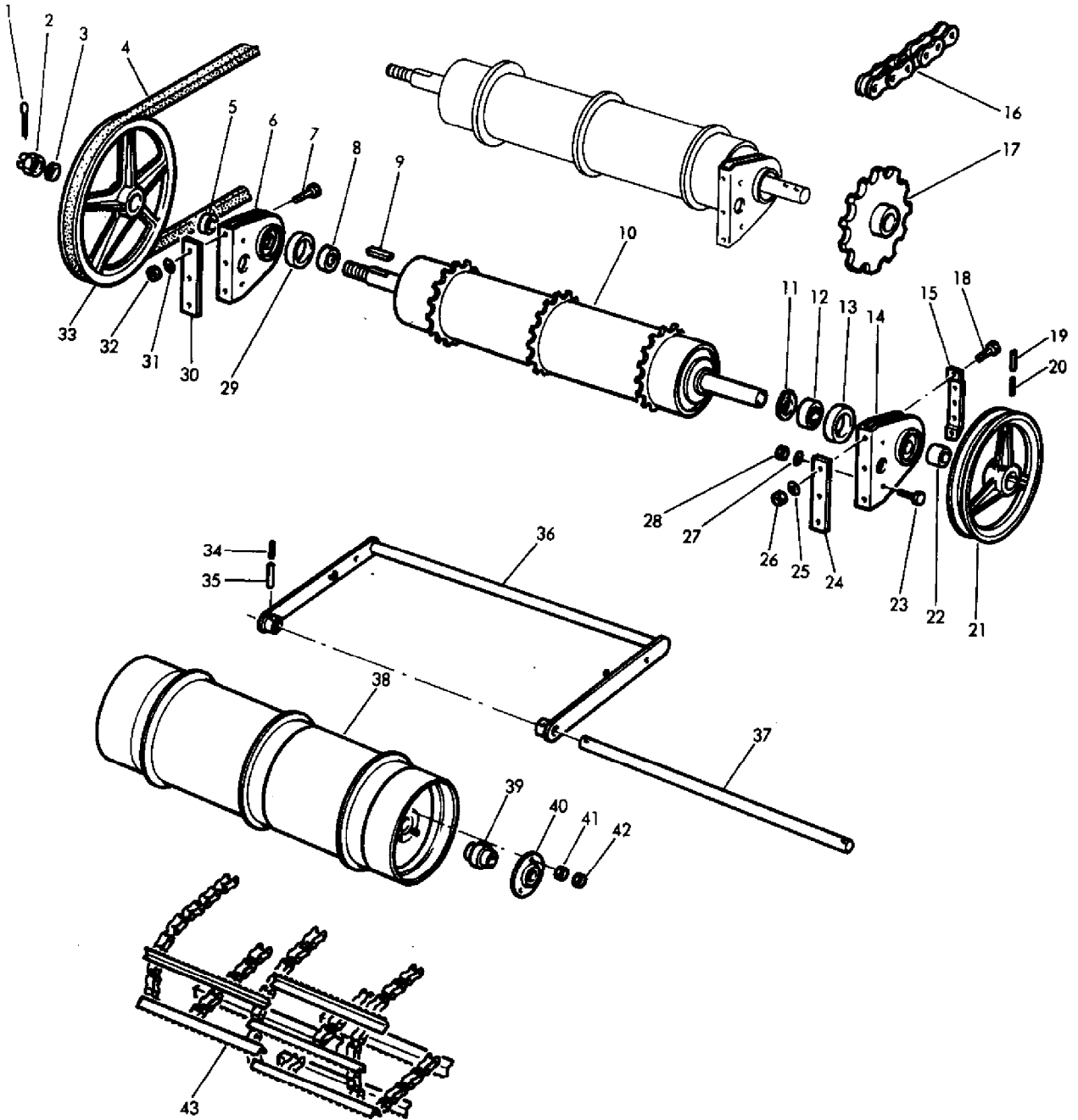
MF 506 COMBINE

Page 63 - FEEDER ELEVATOR (FIXED COMPONENTS) - FIX TABLE

Item	Part Number	Qty	Part Description	Comments
				FIX TABLE
1	1720407M92	1	Channel	(A)
2	339169X1	15	Nut Metric	(A, B)
3	339374X1	15	Lock Washer	(A, B)
4	1724071M2	1	Plate	(A, B)
5	339056X1	15	Washer Metric	(A, B)
6	390379X1	15	Bolt Metric	(A, B)
7	1721518M91	1	Door	(A, B)
8	1720452M91	1	Sealer	(A, B)
9	338969X1	18	Rivet	(A, B)
10		1		(A, B)
				Not Serviced, Order NO. 8
11	1720455M1	1	Gasket	(A, B)
12	339401X1	2	Screw Metric	(A, B)
13	339376X1	2	Lock Washer	(A, B)
14	339402X1	2	Nut Metric	(A, B)
15	330123X1	6	Washer	(A, B)
16	339374X1	6	Lock Washer	(A, B)
17	339169X1	6	Nut Metric	(A, B)
18	339155X1	18	Rivet	(A, B)
19	1720421M1	1	Band	(A, B)
20	1720422M1	1	Reinforcement	(A, B)
21	412217M1	2	Guide	(A, B)
22	339170X1	4	Screw	(A, B)
23	339374X1	4	Lock Washer	(A, B)
24	339169X1	4	Nut Metric	(A, B)
25	416579M91	1	Pulley	(A)
26	416580M91	1	Pulley	(A)
27	416584M1	1	Washer	(A)
28	339072X1	1	Washer	(A)
29	339380X1	1	Washer	(A)
30	339070X1	1	Nut	(A)
31	412251M2	2	Trunnion	(A, B)
32	412255M1	1	Spring	(A, B)
	412256M1	1	Spring	(A, B)
33	391423X1	2	Pin	(A, B)
34	339169X1	2	Nut Metric	(A)
35	339374X1	2	Lock Washer	(A)
36	391166X1	2	Washer Metric	(A)

37	417973M1	1	Support	(A)
38	339299X1	2	Screw Metric	(A, B)
39	339369X1	2	Lock Washer	(A, B)
40	412252M91	2	Angle	(A, B)
41	339402X1	2	Nut Metric	(A, B)
42	339402X1	2	Nut Metric	(A, B)
43	1603392M1	1	Plate	(A, B)
44	905561M93	1	Boot	(B)
45	354505X1	4	Bolt Unf	(B)
46	796720M1	2	Tightener	(B)
47	796717M1	4	Sleeve	(B)
48	355619X1	8	Washer	(B)
49	353431X1	4	Nut Unf	(B)
				(A)
				8'
				(B)
				10' - 12'

ELEVATEUR A RECOLTE (PARTIES MOBILES)	} TABLE FIXE	
EINZUGSELEVATOR (ROTIERENDE TEILE)		STANDAR TISCH
ELEVADOR DE ENTRADA (PARTIDAS MOVILES)		MESA FIJA
FEEDER ELEVATOR (ROTATING COMPONENTS)		FIX TABLE



77- 193

AGCO Corporation
Parts List Report

Massey Ferguson (Europe)
MF 506 COMBINE

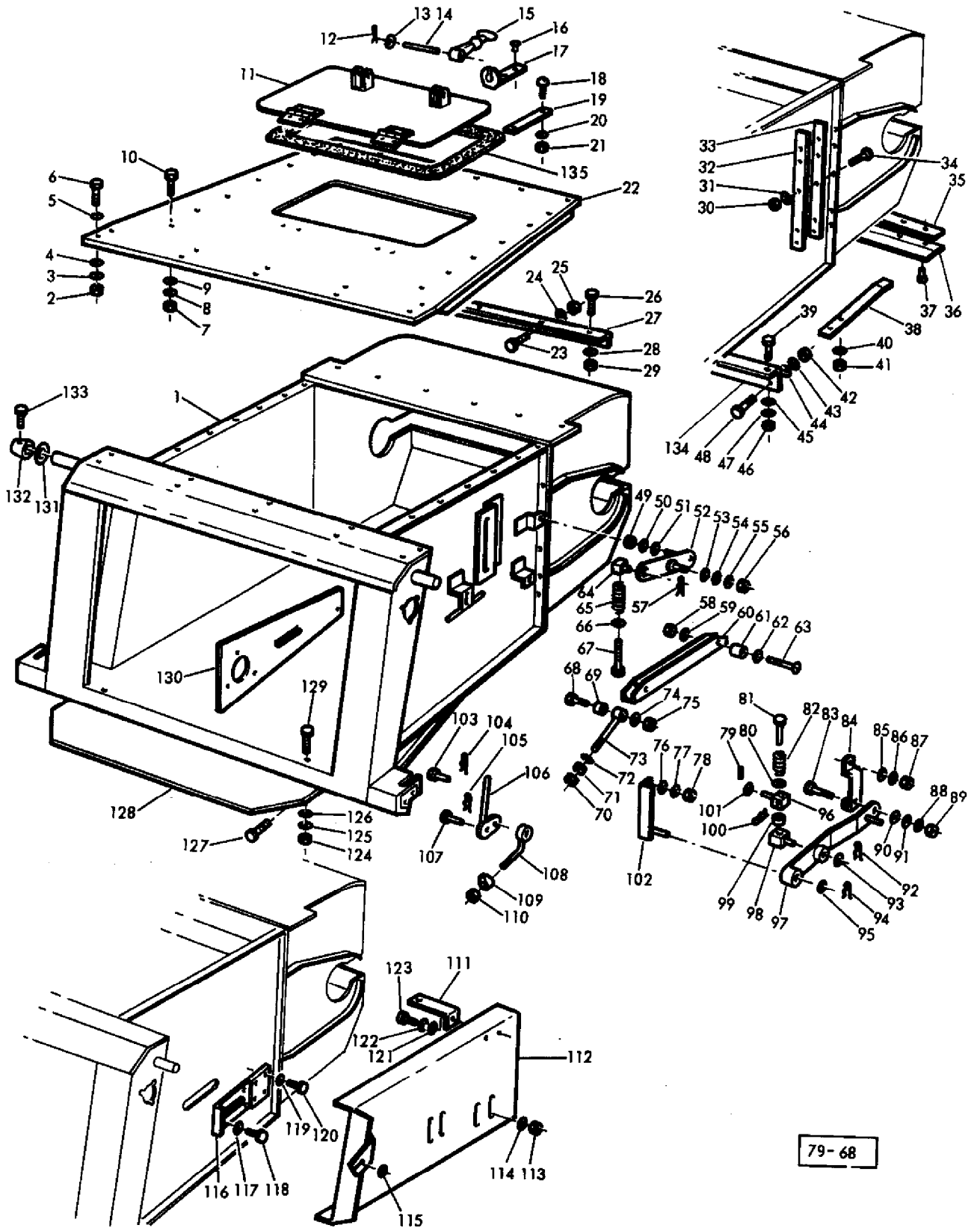
Page 64 - FEEDER ELEVATOR (ROTATING COMPONENTS) - FIX TABLE

Item	Part Number	Qty	Part Description	Comments
				FIX TABLE
1	339037X1	1	Pin	(B, C)
2	339046X1	1	Nut Metric	(B, C)
3	1441419X1	1	Washer Metric	(B, C)
4	621588M1	1	Belt	(B, C)
5	1720423M1	1	Tube	(B, C)
6	417966M91	1	Bracket	(B, C)
7	339451X1	3	Screw Metric	(B, C)
8	415331M1	1	Bearing	(B, C)
9	339590X1	1	Key	(B, C)
10	609888M91	1	Drum	(B, C)
11	1440480X1	1	Circlip	(B, C)
12	415331M1	1	Bearing	(B, C)
13	415322M1	1	Ring	(B, C)
14	417969M91	1	Bracket	(B, C)
15	1604901M2	2	Strap	(B, C)
16	905584M91	1	Chain	(C)
17	905568M91	1	Sprocket	(C)
18	339451X1	3	Screw Metric	(B, C)
19	339248X1	2	Pin	(B, C)
20	339193X1	2	Pin	(B, C)
21	609881M1	1	Pulley	(B)
22	417967M1	1	Bush	(B, C)
23	339401X1	4	Screw Metric	(B, C)
24	404232M2	1	Plate	(B, C)
25	339376X1	3	Lock Washer	(B, C)
26	339402X1	3	Nut Metric	(B, C)
27	339376X1	4	Lock Washer	(B, C)
28	339402X1	4	Nut Metric	(B, C)
29	415322M1	1	Ring	(B, C)
30	404232M2	1	Plate	(B, C)
31	339376X1	3	Lock Washer	(B, C)
32	339402X1	3	Nut Metric	(B, C)
33	1720440M1	1	Pulley	(B, C)
34	390294X1	2	Pin	(B, C)
35	339135X1	2	Pin	(B, C)
36	125267M91	1	Bracket	(B, C)
37	1725264M1	1	Clevis Pin	(B, C)
38	1725272M91	1	Drum	(B, C)

39	412260M1	1	Bearing Assy	(B, C)
40	1725265M91	1	Flange	(B, C)
41	1441461X1	3	Nut Metric	(B, C)
42	1441461X1	3	Nut Metric	(B, C)
43	1720430M91	1	Chain	(A, B, C)

(A)
See Page/Reference Number 75

ELEVATEUR A RECOLTE (PARTIES FIXES)
 EINZUELEVATOR (FESTSTEHENDE TEILE)
 ELEVADOR DE ENTRADA (PARTIDA FIJA)
 FEEDER ELEVATOR (FIXED COMPONENTS) } QUICK-ATTACH



79-68

AGCO Corporation
Parts List Report

Massey Ferguson (Europe)

MF 506 COMBINE

Page 67 - FEEDER ELEVATOR (FIXED COMPONENTS) - QUICK ATTACH

Item	Part Number	Qty	Part Description	Comments
				QUICK ATTACH
1	916474M93	1	Channel	(A - E)
	1604518M92	1	Channel	(B)
2	339169X1	10	Nut Metric	
3	339374X1	10	Lock Washer	
4	391396X1	1	Washer Metric	
5	391166X1	9	Washer Metric	
6	339123X1	10	Screw Metric	
7	339030X1	18	Nut Metric	
8	339375X1	18	Lock Washer	
9	390971X1	12	Washer Metric	
10	339560X1	18	Screw Metric	
11	1721518M91	1	Door	(C)
	1628132M93	1	Gate	(D)
12	390147X1	2	Pin	
13	390146X1	2	Washer Metric	
14	403660M1	2	Pin	
15	403657M1	2	Fastener	
16	330899X1	4	Rivet	
17	1628134M1	2	Strap	
18	339560X1	4	Screw Metric	
19	1628138M1	2	Shim	
20	339375X1	4	Lock Washer	
21	339030X1	4	Nut Metric	
22	916476M3	1	Plate	
23	339401X1	2	Screw Metric	
24	339376X1	2	Lock Washer	
25	339402X1	2	Nut Metric	
26	339123X1	6	Screw Metric	
27	621176M91	1	Gasket	
28	339374X1	6	Lock Washer	
29	339169X1	6	Nut Metric	
30	339402X1	10	Nut Metric	
31	339376X1	10	Lock Washer	
32	621445M2	2	Shield	
33	1603407M1	X	Shim	.04"
	1603408M1	X	Shim	.02"
34	339401X1	10	Screw Metric	
35	1720421M1	1	Band	

36	621448M1	1	Shield	
37	338828X1	18	Rivet	
38	621471M1	2	Bracket	
39	339170X1	6	Screw	
40	339374X1	4	Lock Washer	
41	339169X1	4	Nut Metric	
42	339169X1	5	Nut Metric	
43	339374X1	5	Lock Washer	
44	390972X1	5	Washer Metric	
45	390972X1	6	Washer Metric	
46	339169X1	6	Nut Metric	
47	339374X1	6	Lock Washer	
48	339124X1	5	Screw Metric	
49	339034X1	1	Nut Metric	
50	339377X1	1	Lock Washer	
51	1440277X1	1	Washer Metric	
52	621428M91	1	Arm	
53	621422M1	1	Washer	
54	1440277X1	1	Washer Metric	
55	339377X1	1	Lock Washer	
56	339034X1	1	Nut Metric	
57	391405X1	1	Pin	
58	339402X1	2	Nut Metric	
59	339843X1	2	Washer	
60	621431M2	1	Guide	(E)
61	796717M1	2	Sleeve	
62	390734X1	2	Washer Metric	
63	1441363X1	2	Bolt Metric	
64	621423M1	1	Knuckle	
65	621444M2	1	Spring	
66	339803X1	1	Washer	
67	621421M1	1	Screw	
68	905345M1	2	Clevis Pin	(E)
69	1721509M1	2	Bush	(E)
70	339623X1	2	Nut Metric	(E)
71	339682X1	2	Nut Metric	(E)
72	391100X1	2	Washer	(E)
73	905342M91	2	Stem	(E)
74	339377X1	2	Lock Washer	(E)
75	339495X1	2	Nut	(E)
76	339534X1	4	Washer Metric	
77	339376X1	4	Lock Washer	
78	339402X1	4	Nut Metric	
79	391428X1	2	Pin	
80	1721512M1	2	Washer	
81	905396M1	2	Clevis Pin	

82	224131M1	2	Spring	
83	339237X1	2	Screw	
84	905339M1	1	Bearer	(E)
	905340M1	1	Bearer	(E)
85	339534X1	4	Washer Metric	
86	339376X1	4	Lock Washer	
87	339402X1	4	Nut Metric	
88	339376X1	2	Lock Washer	
89	339402X1	2	Nut Metric	
90	339285X1	2	Washer	
91	339534X1	2	Washer Metric	
92	391428X1	2	Pin	
93	391224X1	2	Washer Metric	
94	391428X1	2	Pin	
95	390975X1	2	Washer Metric	
96	1721514M1	2	Pivot	
97	905335M91	2	Lever	(E)
98	1721515M1	2	Clevis Pin	
99	1706550M1	2	Spacer	
100	391406X1	2	Pin	
101	391224X1	4	Washer Metric	
102	621454M91	1	Transverse	Left Hand
	609685M91	1	Transverse	Right Hand
103	1441433X1	2	Pin	
104	1706160M1	2	Clamp	
105	354076X1	4	Pin	
106	786113M1	2	Lever	
107	195350M1	2	Clevis Pin	
	195352M1	2	Pin	
108	786108M1	2	Bolt	
109	786114M1	2	Knotter Hook	
110	376811X1	2	Nut Unc	
111	1628667M1	1	Strap	
112	1603560M93	1	Cowl	
113	339433X1	2	Nut Metric	
114	1441516X1	2	Washer	
115	1441516X1	1	Washer	
116	905346M91	2	Bearer	(E)
117	339374X1	8	Lock Washer	(E)
118	390379X1	8	Bolt Metric	(E)
119	339374X1	8	Lock Washer	(E)
120	339228X1	8	Screw Metric	(E)
121	391166X1	1	Washer Metric	
122	339374X1	1	Lock Washer	
123	339124X1	1	Screw Metric	
124	339169X1	6	Nut Metric	

125	339374X1	6	Lock Washer	
126	390972X1	6	Washer Metric	
127	339123X1	6	Screw Metric	
	339374X1	6	Lock Washer	
	339169X1	6	Nut Metric	
128	916489M91	1	Shield	(E)
129	339123X1	6	Screw Metric	
130	916550M91	2	Arm	
131	913963M1	X	Washer	
132	913924M2	2	Washer	
133	358672X1	2	Screw	
134	609725M1	1	Anglepiece	
135	1628983M1	1	Gasket	

(A)

Up to Serial or Engine Number E1921399

(B)

From Serial or Engine Number E1921401

(C)

Up to Serial or Engine Number W1920718

(D)

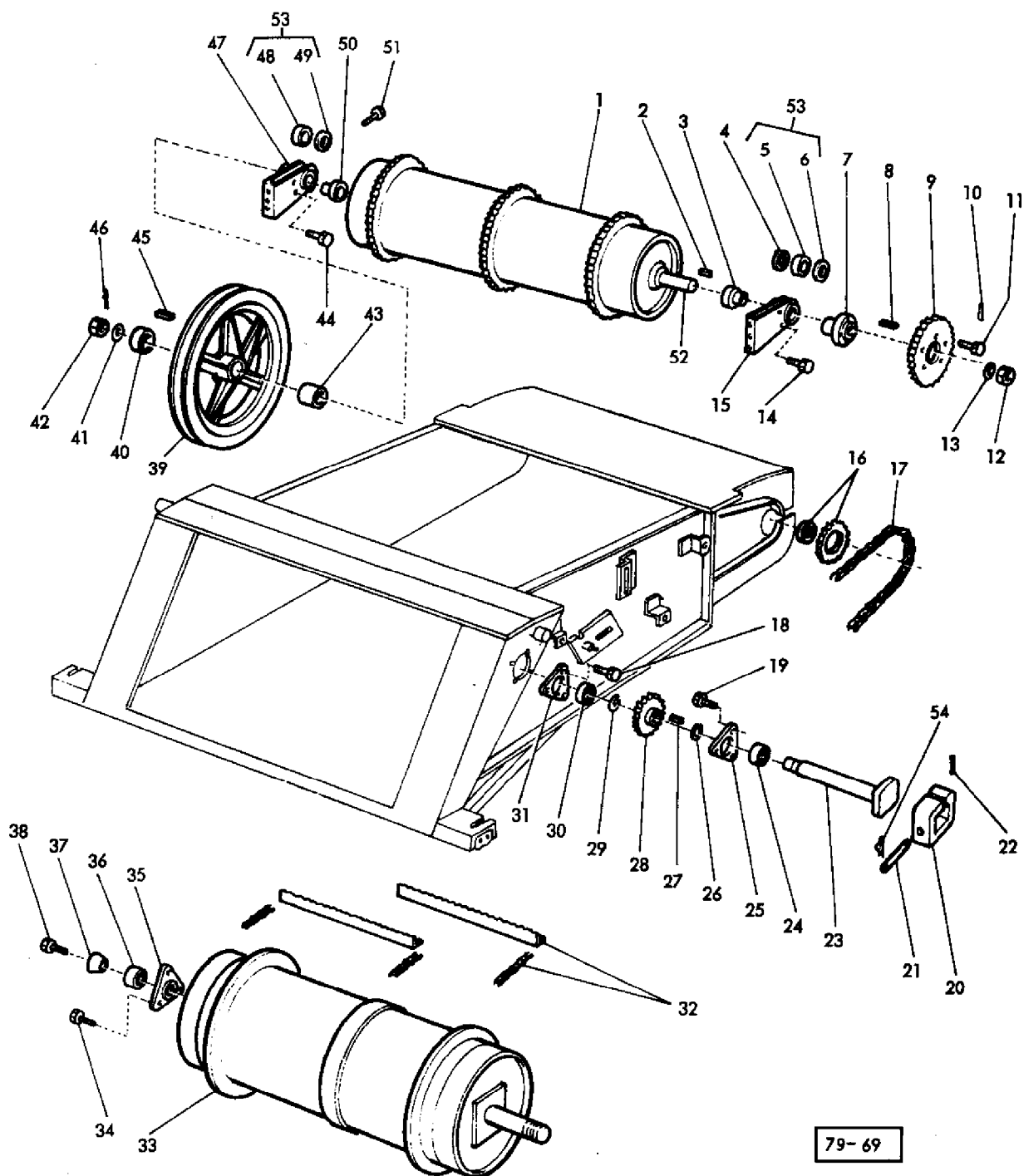
From Serial or Engine Number W1920719

(E)

KIT - 916492M91

ELEVATEUR A RECOLTE (PARTIES MOBILES)
 EINZUGSELEVATOR (ROTIERENDE TEILE)
 ELEVADOR DE ENTRADA (PARTIDO MOVIL)
 FEEDER ELEVATOR (ROTATING COMPONENTS)

QUICK-ATTACH



AGCO Corporation
Parts List Report

Massey Ferguson (Europe)

MF 506 COMBINE

Page 71 - FEEDER ELEVATOR (ROTATING COMPONENTS) - QUICK ATTACH

Item	Part Number	Qty	Part Description	Comments
				QUICK ATTACH
1	609898M92	1	Drum	(D)
2	338654X1	2	Key Door	(D)
3	609903M1	1	Spacer	
4	1440480X1	1	Circlip	
5	415331M1	1	Bearing	
6	415322M1	1	Ring	
7	609900M1	1	Hub	(D)
8	391092X1	1	Key Door	(D)
9	609721M1	1	Pinion	
10	339037X1	1	Pin	(D)
11	339451X1	5	Screw Metric	
	339376X1	5	Lock Washer	
12	391233X1	1	Nut Metric	(D)
13	1440291X1	1	Washer Metric	(D)
14	339509X1	2	Screw Metric	
	339376X1	2	Lock Washer	
	339402X1	2	Nut Metric	
15	621432M93	1	Bracket	Left Hand
16	621425M91	1	Pinion	
	365106X1	1	Sprocket	
	1440487X1	1	Bearing Assy	
17	237586M91	1	Chain	
18	339081X1	3	Screw Metric	
	339376X1	3	Lock Washer	
19	390397X1	3	Bolt	
	339376X1	3	Lock Washer	
	339402X1	3	Nut Metric	
20	249683M91	1	Sleeve	
21	249675M2	1	Shaft	
22	354078X1	1	Pin	
23	621435M3	1	Shaft	
24	1722011M1	1	Bearing Assy	
25	1722012M1	2	Flange	
26	339469X1	1	Segment	
27	2020X	1	Key	
28	913601M93	1	Sprocket	
29	354946X1	1	Ring	
30	1721404M1	1	Bearing Assy	

31	22691X1	2	Flange	
32	916521M92	1	Chain	(A, C)
	916520M92	1	Chain	(B, C)
33	916552M94	1	Drum	
34	390018X1	6	Bolt	
	339374X1	6	Lock Washer	
	339169X1	6	Nut Metric	
35	22691X	2	Flange	
	832524M1	2	Flange	
36	1721404M1	2	Bearing Assy	
37	414491M1	2	Cone	
38	1442509X1	2	Screw Metric	
39	1720440M1	1	Pulley	
40	609901M1	1	Spacer	
41	1440291X1	1	Washer Metric	
42	391233X1	1	Nut Metric	
43	609901M1	1	Spacer	
44	339509X1	2	Screw Metric	
	339376X1	2	Lock Washer	
	339402X1	2	Nut Metric	
45	391092X1	1	Key Door	
46	339037X1	1	Pin	
47	621433M93	1	Bracket	
48	415331M1	1	Bearing	
49	415322M1	1	Ring	
50	609903M1	1	Spacer	(D)
51	339401X1	10	Screw Metric	
	339376X1	10	Lock Washer	
	339402X1	10	Nut Metric	
52	609899M1	1	Shaft	(D)
53	917581M91	2	Bearing Carrier	
54	1753018M1	1	Pin	

(A)

CEREALS

(B)

MAIZE

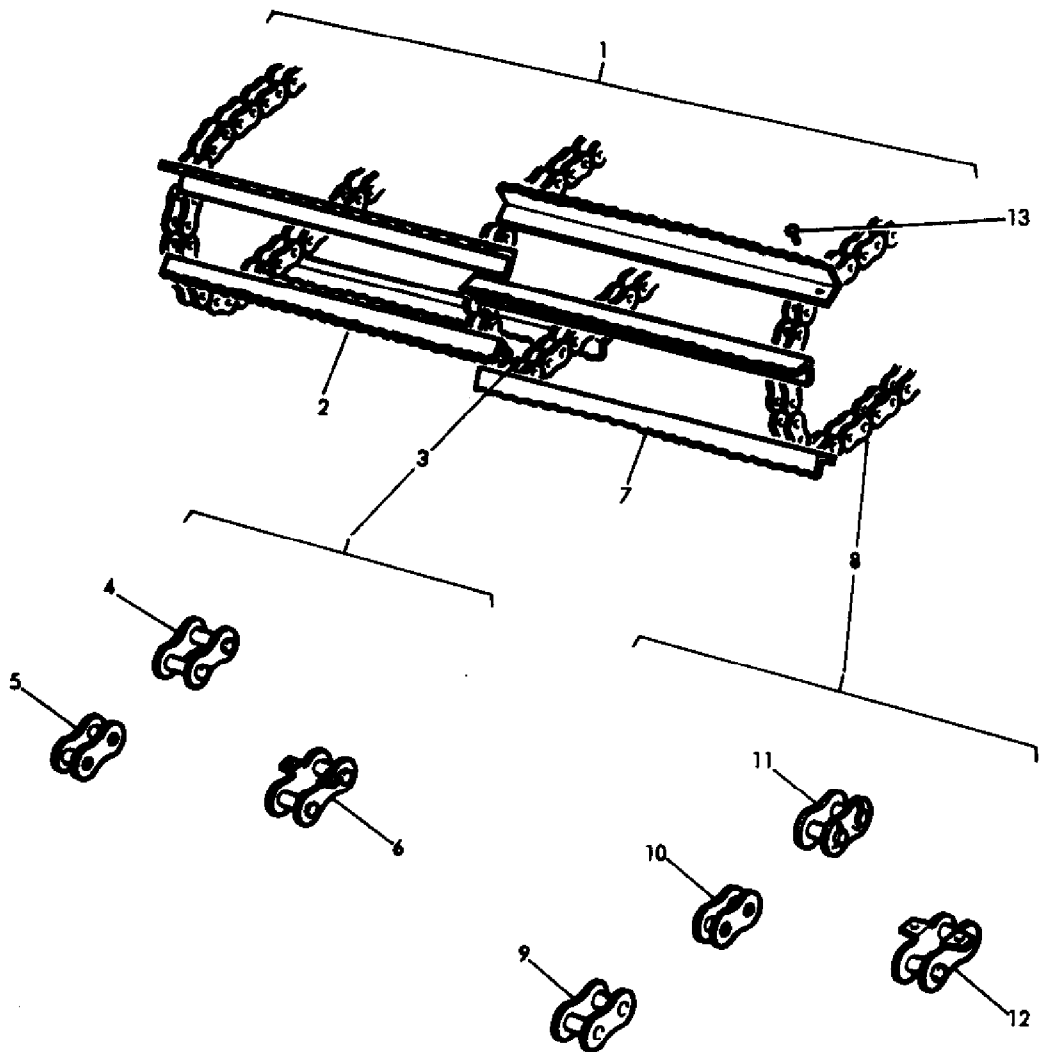
(C)

See Page/Reference Number 76

(D)

KIT 609907M91

CHAINE D'ELEVATEUR (DETAIL)	} TABLE FIXE STANDARD TISCH MESA FIJA ELEVATOR CHAIN (DETAILS)
ELEVATORKETTE (EINZELTEILE)	
CADENA DE ELEVADOR(DÉTALLE)	
ELEVATOR CHAIN (DETAILS)	



79-70

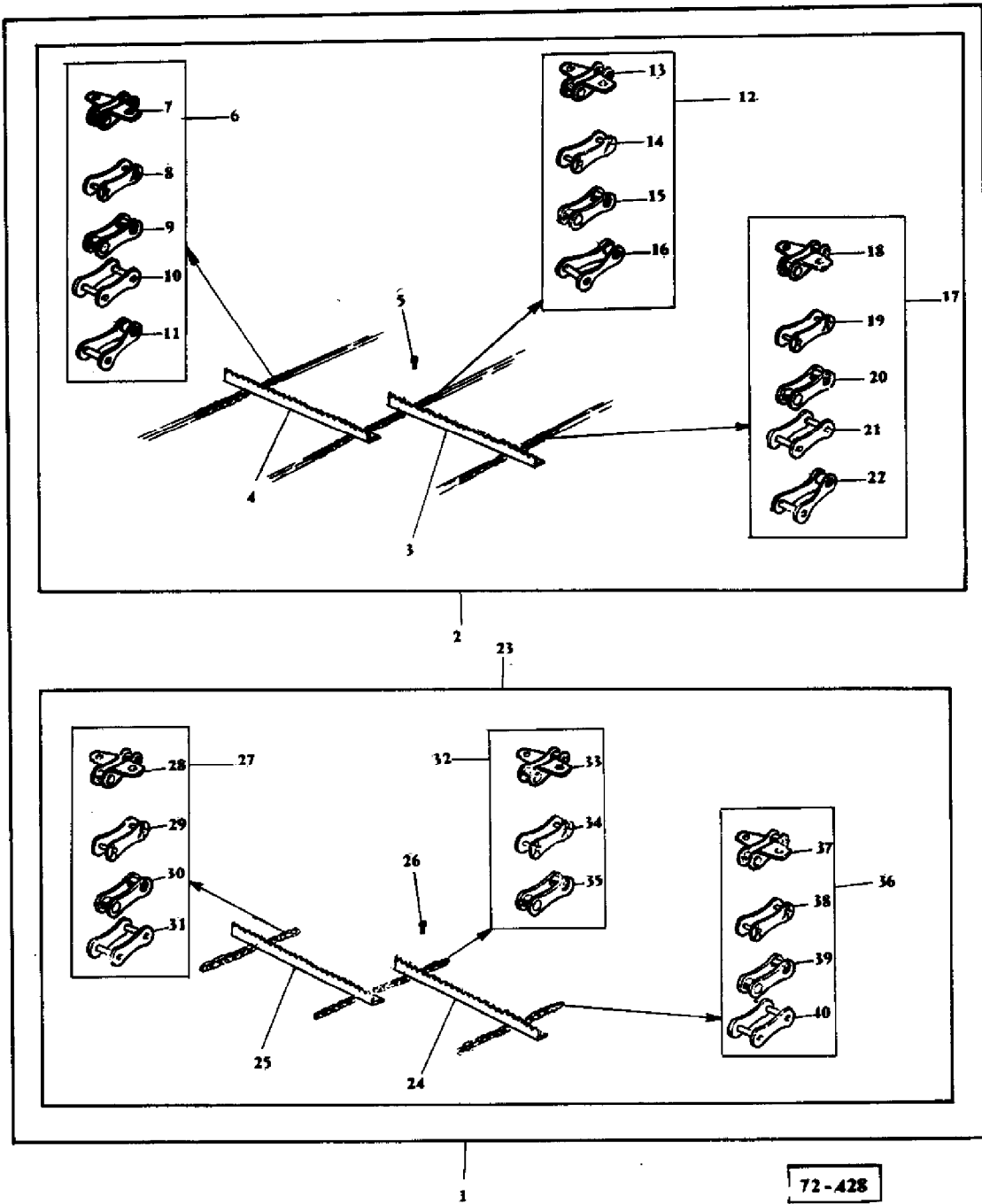
AGCO Corporation
Parts List Report

Massey Ferguson (Europe)
MF 506 COMBINE

Page 75 - ELEVATOR CHAIN (DETAILS) - FIX TABLE

Item	Part Number	Qty	Part Description	Comments
				FIX TABLE
1	1720430M91	1	Chain	
2	1720431M1	14	Strap	(A) Right Hand
	609926M1	14	Slat	(B) Right Hand
3	1720433M91	1	Chain	
4	329797M91	1	Connecting Link	
5	329795M91	23	Link	
6	329761M91	22	Link	
7	1720432M1	14	Strap	(A) Left Hand
	609927M1	14	Slat	(B) Left Hand
8	413932M91	22	Chain	
9	329796M91	22	Link	
10	329795M91	46	Link	
11	329797M91	2	Connecting Link	
12	329761M91	22	Link	
13	391138X1	112	Rivet	(A) CEREALS (B) MAIZE

CHAÎNE D'ELEVATEUR (DETAIL)
 ELEVATOR KETTE (EINZELTEILE)
 CADENA DE ELEVADOR (DETAILES)
 ELEVATOR CHAIN (DETAILS) } Q.A.



AGCO Corporation
Parts List Report

Massey Ferguson (Europe)

MF 506 COMBINE

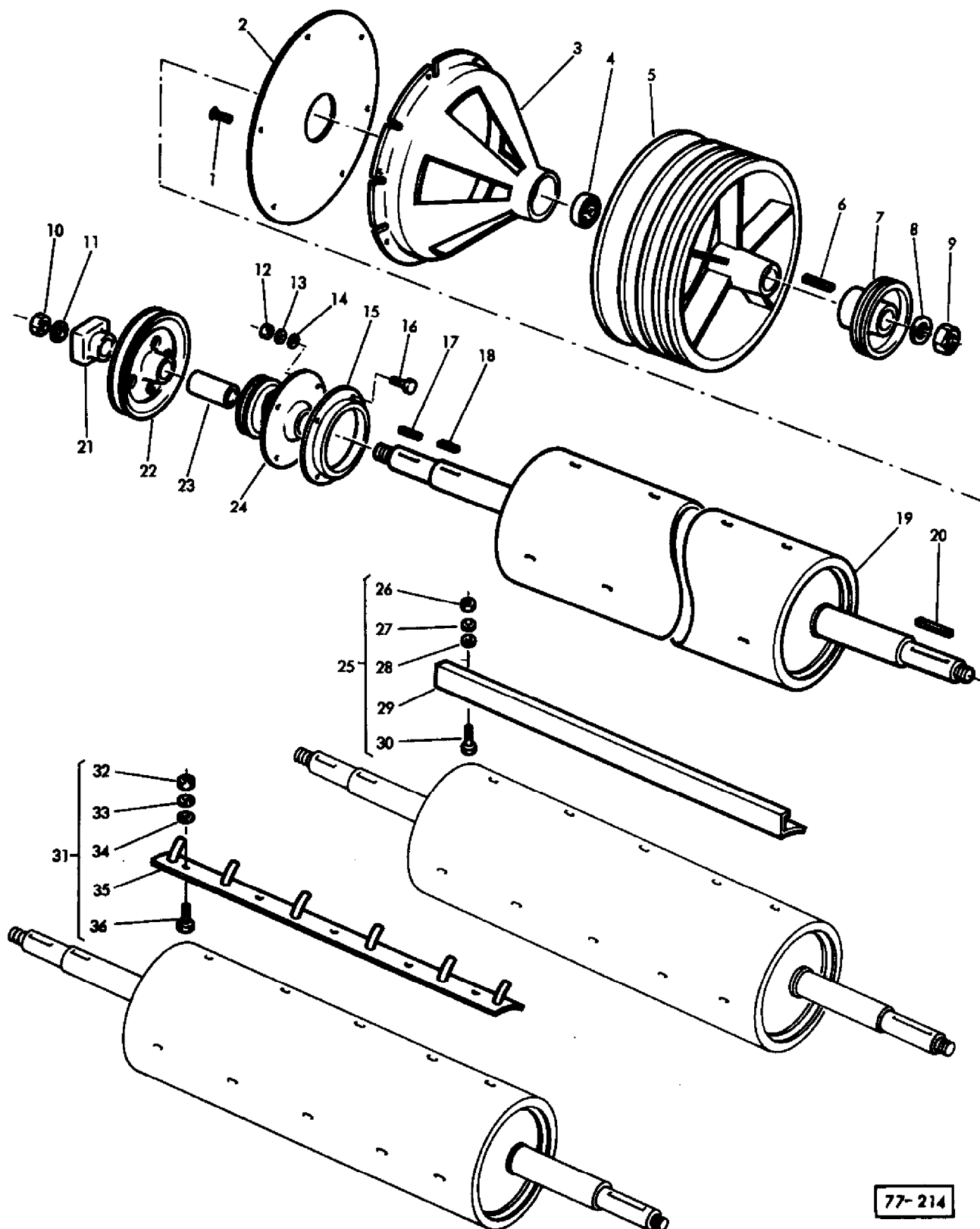
Page 76 - ELEVATOR CHAIN (DETAILS) - Q.A.

Item	Part Number	Qty	Part Description	Comments
				Q.A.
1	916521M92	1	Elevator	(A)
2	916520M92	1	Chain	(B)
3	609924M2	14	Batt	Right Hand
4	609925M2	14	Batt	Left Hand
5	391138X1	112	Rivet	
6	621525M92	1	Chain	Left Hand
7	329761M91	14	Link	
8	329797M91	1	Connecting Link	
9	329795M91	29	Link	
10	329796M91	14	Link	
11	329798M92	2	Link	
12	621527M92	1	Chain	
13	329761M91	28	Link	
14	329797M91	1	Connecting Link	
15	329795M91	29	Link	
16	329798M92	2	Link	
17	621526M92	1	Chain	Right Hand
18	329761M91	14	Link	
19	329797M91	1	Connecting Link	
20	329795M91	29	Link	
21	329796M91	14	Link	
22	329798M91	2	Link	
23	916519M91	1	Chain	
24	609924M2	1	Batt	Right Hand
25	609925M2	1	Batt	Left Hand
26	391083X1	8	Rivet	
27	916516M91	1	Chain	Left Hand
28	329761M91	1	Link	
29	329797M91	1	Connecting Link	
30	329795M91	3	Link	
31	329796M91	1	Link	
32	916517M91	1	Chain	
33	329761M91	2	Link	
34	329797M91	1	Connecting Link	
35	329795M91	3	Link	
36	916518M91	1	Chain	Right Hand
37	329761M91	1	Link	
38	329797M91	1	Connecting Link	

39	329795M91	3	Link
40	329796M91	1	Link

(A)
CEREALS
(B)
MAIZE

TAMBOUR DEFLECTEUR
 HINTERER SCHLAGER
 BATIDOR TRASERO
 REAR BEATER



77-214

AGCO Corporation
Parts List Report

Massey Ferguson (Europe)
MF 506 COMBINE
Page 79 - REAR BEATER

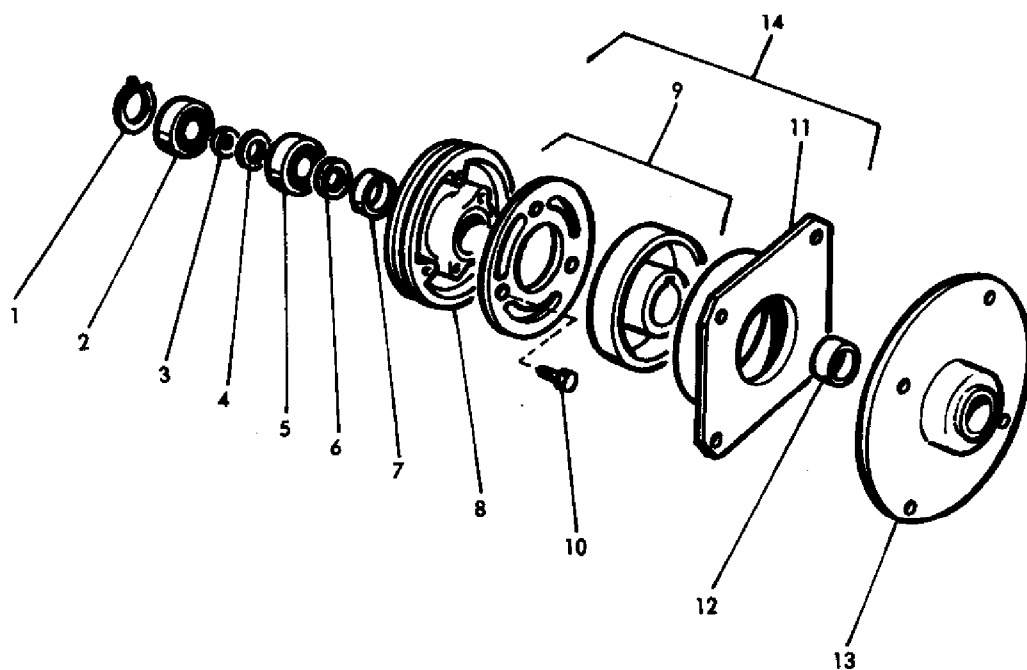
Item	Part Number	Qty	Part Description	Comments
1	390204X1	6	Screw Metric	
	339374X1	6	Lock Washer	
	339169X1	6	Nut Metric	
2	621312M92	1	Cover	
3	621091M1	1	Housing	
4	391069X1	1	Bearing Ball	
5	1721139M1	1	Pulley	
6	390772X1	1	Key	
7	1721135M1	1	Pulley	
8	390609X1	1	Washer Metric	
9	339089X1	1	Nut Metric	
10	390197X1	1	Nut Metric	
11	1441969X1	1	Washer Metric	
12	339169X1	4	Nut Metric	
13	339169X1	4	Nut Metric	
14	390972X1	1	Washer Metric	
15	1603203M91	1	Cowl	
16	339761X1	4	Screw Metric	
17	339047X1	1	Key Parallel	
18	390691X1	1	Key Door	
19	916384M92	1	Beater	
20	339825X1	1	Key Parallel	
21	916368M3	1	Coupler	
22	1721133M1	1	Pulley	
23	1721138M1	1	Spacer	
24		1	Electromagnet	(A)
25	621308M91	4	Vane	
26	353431X1	20	Nut Unf	
27	353434X1	20	Lock Washer	
28	353756X1	20	Washer	
29		4		Not Serviced, Order 25
30	353808X1	20	Bolt Unf	
31	621310M93	4	Claw	(B)
32	353431X1	20	Nut Unf	
33	353434X1	20	Lock Washer	
34	353756X1	20	Washer	
35		4		Not Serviced, Order 31
36	353808X1	20	Bolt Unf	(A)

See Page/Reference Number 80

(B)

MAIZE

EMBRAYAGE ELECTRO-MAGNETIQUE
ELECTROMAGNETISCHE KUPPLUNG
EMBRAGUE ELECTROMAGNETICO
ELECTROMAGNETIC CLUTCH



79-71

AGCO Corporation
Parts List Report

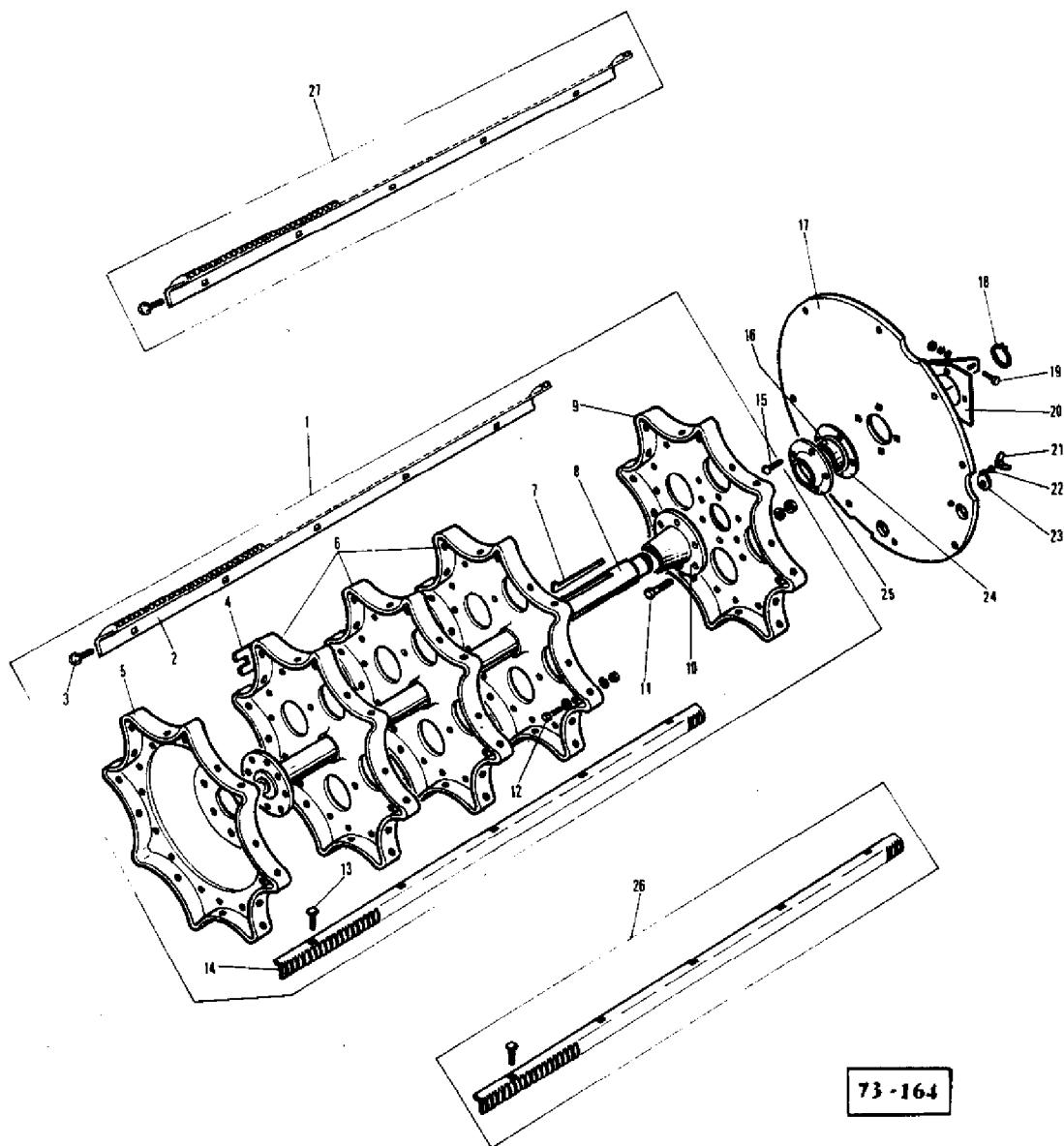
Massey Ferguson (Europe)

MF 506 COMBINE

Page 80 - ELECTROMAGNETIC CLUTCH

Item	Part Number	Qty	Part Description	Comments
1	1440819X1	1	Circlip	
2	339780X1	1	Bearing Ball	
3	1724744M2	1	Spacer	
4	1442626X1	X	Shim	
5	339780X1	1	Bearing Ball	
6	1442626X1	X	Shim	
7	916676M1	1	Spacer	
8	916674M2	1	Pulley	
9	1604050M91	1	Parts Pack	
10	1442572X1	3	Screw Metric	
11	916677M1	1	Coil	
12	916675M1	1	Spacer	
13	916673M1	1	Flange	
14	916718M1	1	Clutch	

BATTEUR
DRESCHROMMEL
CILINDRO DE TRILLA
CILINDER



73-164

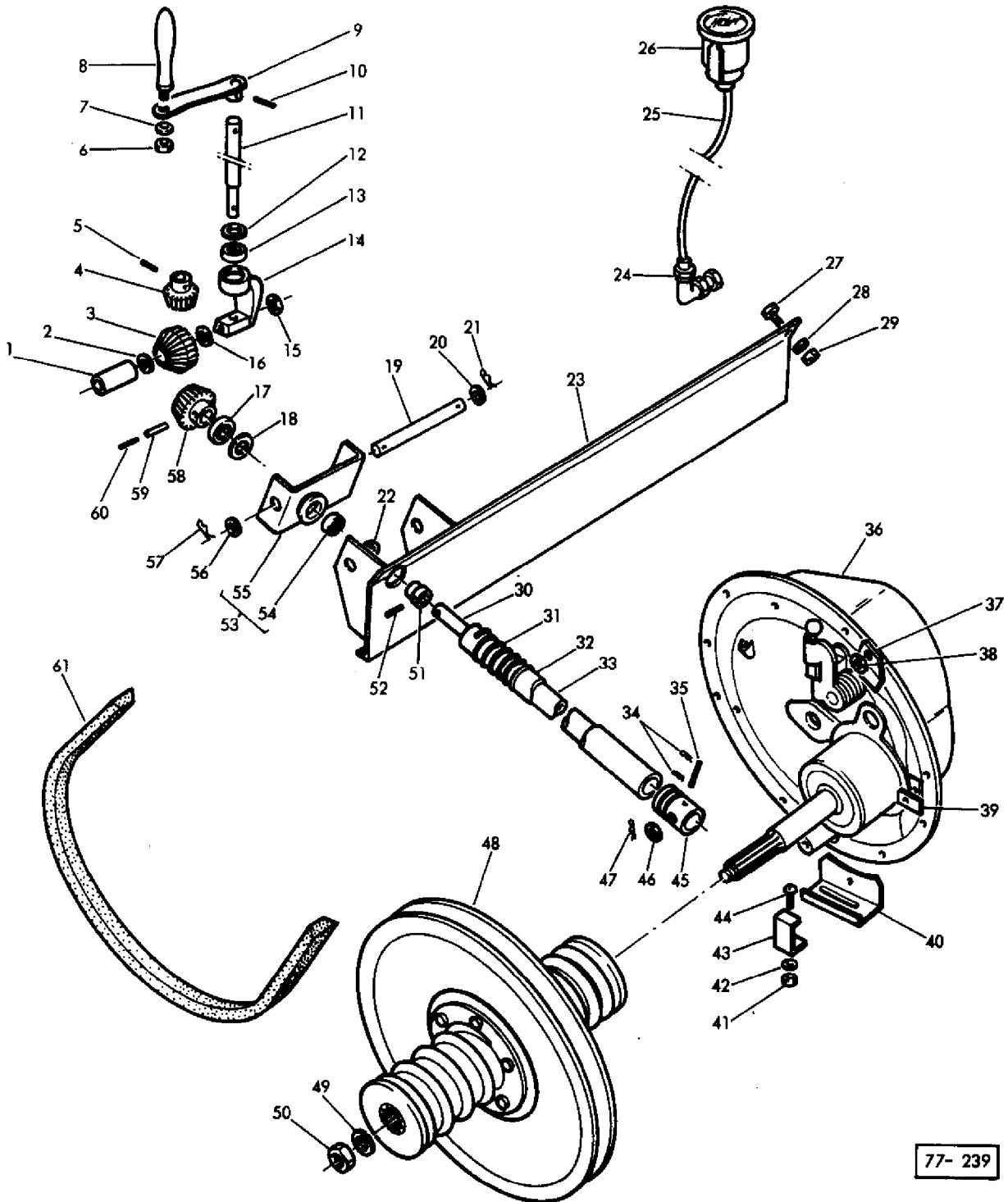
AGCO Corporation
Parts List Report

Massey Ferguson (Europe)
MF 506 COMBINE
Page 83 - CYLINDER

Item	Part Number	Qty	Part Description	Comments
1	609908M92	1	Cylinder	
2	1722379M1	4	Beater Bar	Left Hand
3	1629803M1	20	Screw	
	609930M1	20	Washer	
	1440204X1	20	Nut Metric	
4	609707M1	X	Shim	02"
	410556M1	X	Shim	04"
	410557M1	X	Shim	06"
5	621252M92	1	Flange	
6	1629804M91	3	Flange	
7	338680X1	1	Key Door	
8	609980M1	1	Shaft	
9	1629805M91	1	Flange	
10	233029M1	1	Hub	
11	361529X1	6	Bolt	
	353432X1	6	Lock Washer	
	2665X	6	Nut	
12	339123X1	4	Screw Metric	(A)
	339609X1	20	Washer	(A)
	339374X1	4	Lock Washer	(A)
	339169X1	4	Nut Metric	(A)
13	1629803M1	20	Screw	
	609930M1	20	Washer	
	1440204X1	20	Nut Metric	
14	1722380M1	4	Beater Bar	Right Hand
15	390397X1	4	Bolt	
	339376X1	4	Lock Washer	
	339402X1	4	Nut Metric	
16	417506M1	1	Bearing	
17	418392M91	1	Plate	
18	339820X1	1	Circlip	
19	339401X1	1	Screw Metric	
	339534X1	1	Washer Metric	
	339376X1	1	Lock Washer	
	339402X1	1	Nut Metric	
20	621584M1	1	Bearer	
21	339106X1	4	Nut Metric	
22	339374X1	4	Lock Washer	
23	418446M1	4	Plate	

24	417507M1	1	Flange	
25	414849M1	1	Flange	
26	609931M91	1	Beater Bar	Right Hand
27	609932M91	1	Beater Bar	Left Hand
				(A)
				FOR BALANCED

COMMANDE DE BATTEUR
 DRESCHTROMMELANTRIEB
 MANDO DEL CILINDRO
 CYLINDER DRIVE



77- 239

AGCO Corporation
Parts List Report

Massey Ferguson (Europe)
MF 506 COMBINE
Page 84 - CYLINDER DRIVE

Item	Part Number	Qty	Part Description	Comments
1	418528M1	1	Bush	
2	339596X1	1	Washer Metric	
3	418517M91	1	Pinion	
4	418521M1	1	Pinion	Number of Teeth/Splines: 12
5	339541X1	1	Peg	
6	339402X1	1	Nut Metric	
7	339376X1	1	Lock Washer	
8	418527M1	1	Handle	
9	418524M91	1	Crank	
10	390932X1	1	Pin	
11	418523M1	1	Shaft	
12	339657X1	1	Circlip	
13	1440485X1	1	Bearing Ball	
14	418522M1	1	Support	
15	391102X1	X	Washer Metric	
16	339596X1	1	Washer Metric	
17	417454M1	1	Bearing	
18	339574X1	X	Washer Metric	1 MM
	391382X1	X	Washer Metric	2 MM
19	418520M1	1	Shaft	
20	339596X1	1	Washer Metric	
21	391405X1	1	Pin	
22	391393X1	1	Washer Metric	
23	1603348M91	1	Transverse	
24	916161M1	1	Angle Drive	
25	916162M1	1	Cable	
26	916160M2	1	Tachometer	
27	339123X1	4	Screw Metric	
28	339374X1	4	Lock Washer	
29	339169X1	4	Nut Metric	
30	1722028M1	1	Plate	
31	418499M1	1	Spring	
32	1723364M1	1	Tube	
33	1722029M91	1	Tube	
34	339851X1	2	Pin	
35	1440992X1	1	Pin	
36		1	Gearbox	(A)
37	1722861M1	1	Stop	
38	339534X1	1	Washer Metric	

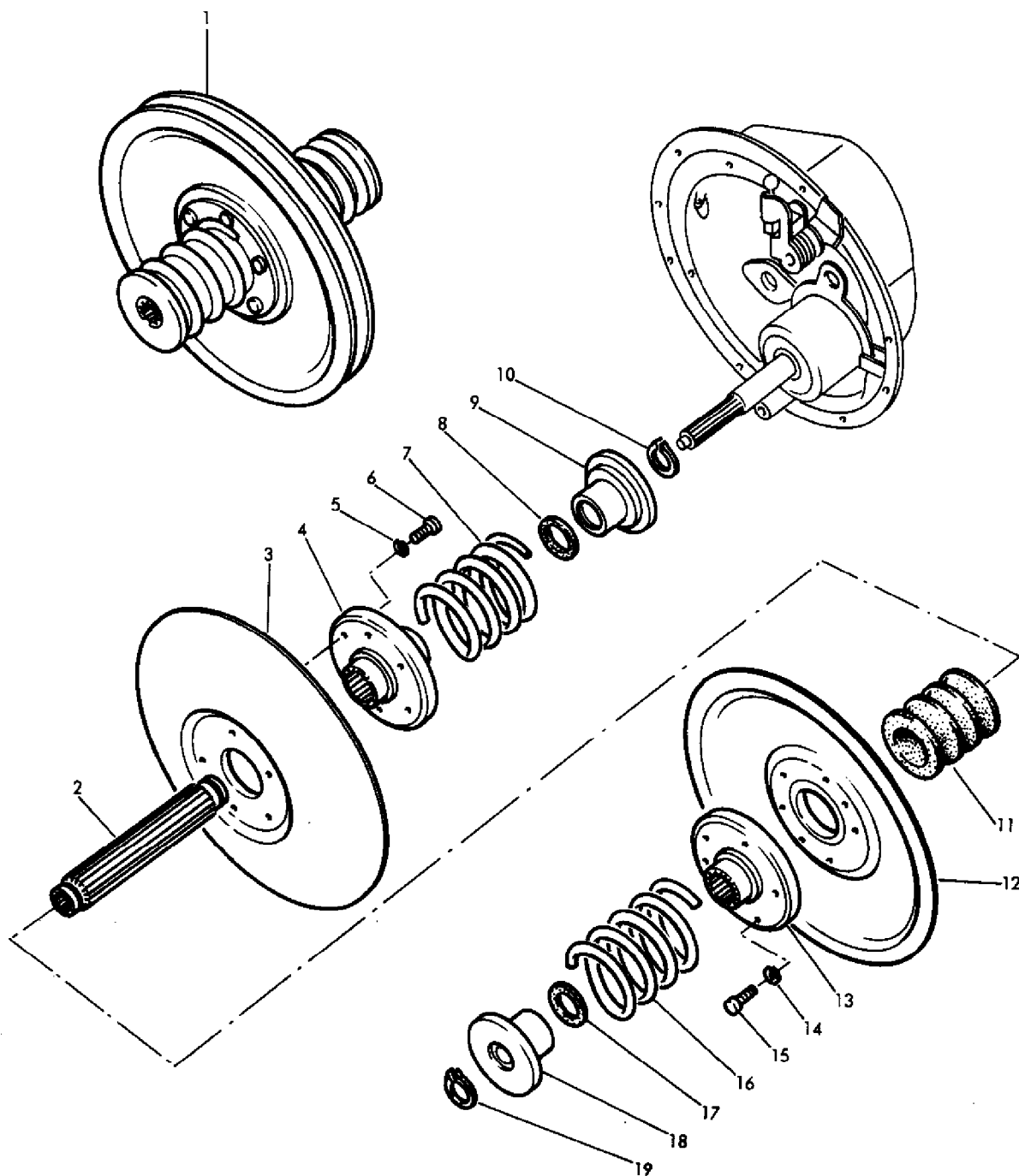
39	621868M1	1	Catch	
40	1722860M1	1	Bracket	
41	339169X1	1	Nut Metric	
42	339179X1	1	Washer	
43	621633M1	1	Bracket	
44	339170X1	1	Screw	
45	418497M1	1	Retainer	
46	390974X1	1	Washer Metric	
47	339133X1	1	Pin	
48		1	Pulley	(B)
49	339457X1	1	Washer	
50	390340X1	1	Nut Metric	
51	418515M1	1	Retainer	
52	339135X1	1	Pin	
53	418509M91	1	Bracket	
54	418510M1	1	Bearing	
55		1		Not Serviced, Order 53
56	339596X1	1	Washer Metric	
57	391405X1	1	Pin	
58	418516M1	1	Pinion	Number of Teeth/Splines: 15
59	339662X1	1	Pin	
60	339664X1	1	Pin	
61	621646M1	1	Belt	

(A)
See Page/Reference Number 91

(B)
See Page/Reference Number 87

POULIE DE VARIATEUR
 REGELSCHLEIBE (DRESCHTROMMELGETRIEBE)
 POLEA DEL VARIADOR
 PULLEY (GEAR BOX CYLINDER)

→ N° 19 199 99



77-243

AGCO Corporation
Parts List Report

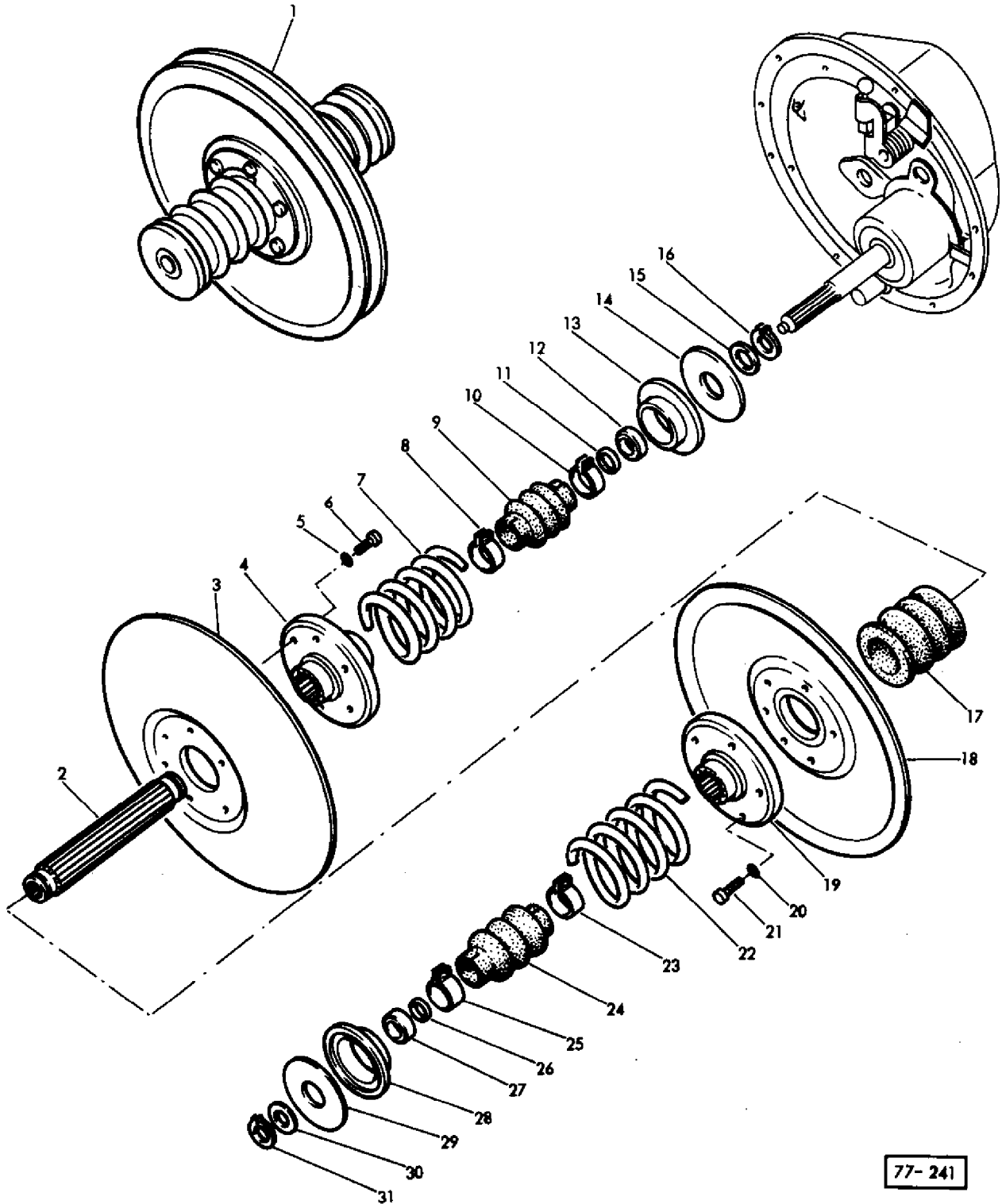
Massey Ferguson (Europe)

MF 506 COMBINE

Page 87 - PULLEY (GEAR BOX CYLINDER)

Item	Part Number	Qty	Part Description	Comments
				Up to Serial or Engine Number G1919999
1	1604918M92	1	Pulley	
2	1604916M2	1	Bush	
3	417447M1	1	Pulley	
4	1604917M2	1	Hub	
5	339376X1	6	Lock Washer	
6	390580X1	6	Screw Metric	
7	417486M91	1	Spring	
8	1603601M1	1	Gasket	
9	1603596M1	1	Bush	
10	391843X1	1	Circlip	
11	417448M2	1	Bellows	
12	417447M1	1	Pulley	
13	1604917M2	1	Hub	
14	339376X1	6	Lock Washer	
15	390580X1	6	Screw Metric	
16	417486M91	1	Spring	
17	1603601M1	1	Gasket	
18	1603596M1	1	Bush	
19	391843X1	1	Circlip	

POULIE DE VARIATEUR
 REGELSCHLEIBE (DRESCHTROMMELGETRIEBE)
 POLEA DEL VARIADOR
 PULLEY (GEAR BOX CYLINDER) } N° G 19 200 00 →



77- 241

AGCO Corporation
Parts List Report

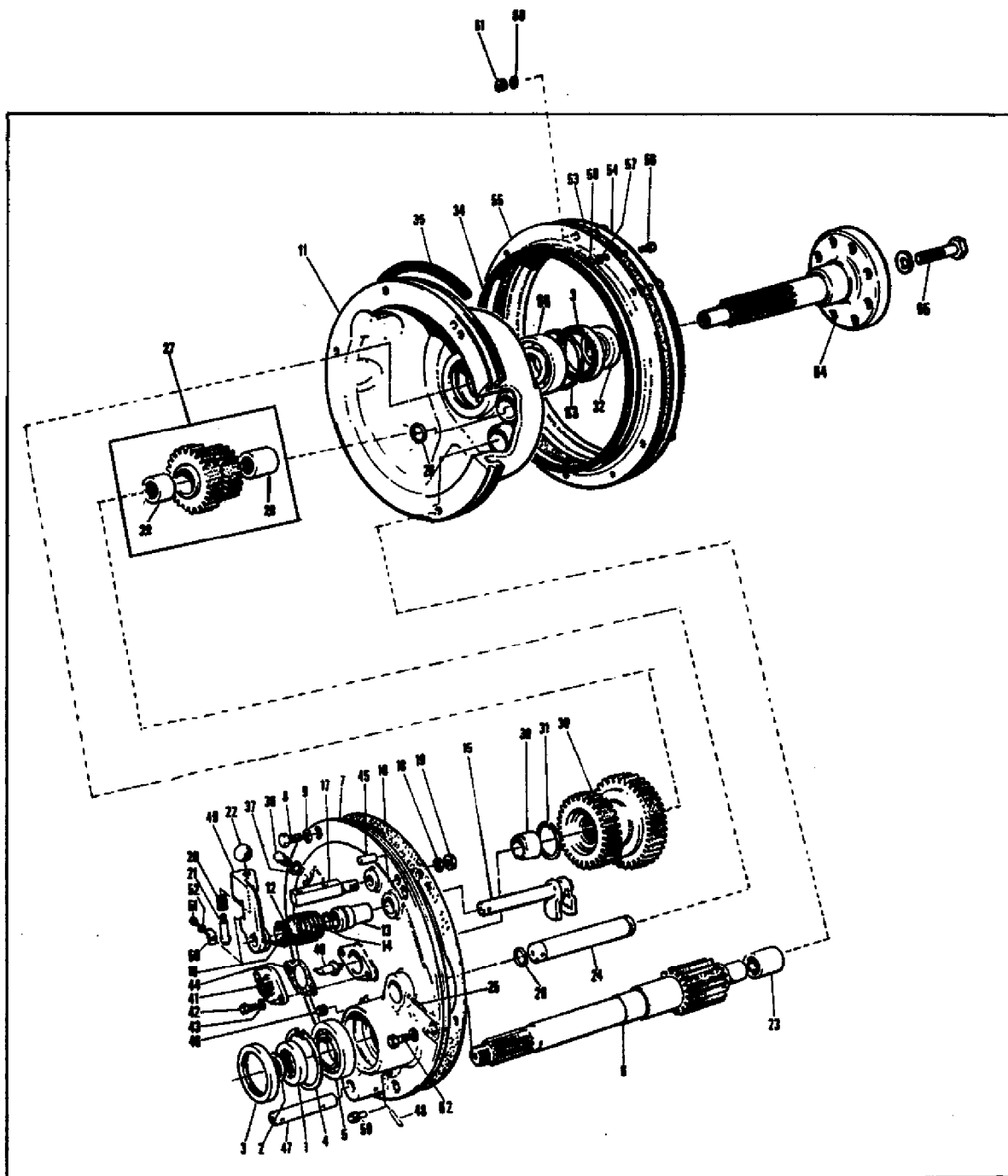
Massey Ferguson (Europe)

MF 506 COMBINE

Page 88 - PULLEY (GEAR BOX CYLINDER)

Item	Part Number	Qty	Part Description	Comments
				From Serial or Engine Number G1920000
1	417442M94	1	Pulley	
2	417443M5	1	Bush	
3	417447M1	1	Pulley	
4	417446M5	1	Hub	
5	339376X1	6	Lock Washer	
6	390580X1	6	Screw Metric	
7	417486M91	1	Spring	
8	391842X1	1	Clip	
9	417449M2	1	Gaiter	
10	391842X1	1	Clip	
11	391840X1	1	O Ring	
12	417451M1	1	Ring	
13	417452M1	1	Ring	
14	417444M1	1	Washer	
15	417450M1	1	Washer	
16	391843X1	1	Circlip	
17	417448M2	1	Bellows	
18	417447M1	1	Pulley	
19	417446M5	1	Hub	
20	339376X1	6	Lock Washer	
21	390580X1	6	Screw Metric	
22	417486M91	1	Spring	
23	391842X1	1	Clip	
24	417449M2	1	Gaiter	
25	391842X1	1	Clip	
26	391840X1	1	O Ring	
27	417451M1	1	Ring	
28	417452M1	1	Ring	
29	417444M1	1	Washer	
30	417450M1	1	Washer	
31	391843X1	1	Circlip	

VARIATEUR DE BATTEUR
 DRESCHTROMMELGETRIEBE
 CAJA DE ENGRANAJES DEL VARIADOR DEL CILINDRO
 GEAR BOX - CYLINDER



67

73-162

AGCO Corporation
Parts List Report

Massey Ferguson (Europe)
MF 506 COMBINE
Page 91 - GEAR BOX CYLINDER

Item	Part Number	Qty	Part Description	Comments
1	417404M1	1	Ring	
2	391841X1	1	O Ring	
3	417355M1	2	Washer	
4	1440516X1	1	Circlip	
5	1440511X1	1	Bearing Assy	
6	417405M1	1	Shaft	(A)
	1629208M1	1	Shaft	(B)
7	1722387M1	1	Housing	
8	339451X1	5	Screw Metric	
9	339376X1	5	Lock Washer	
10	417407M1	1	Joint	
11	1722386M1	1	Housing	
12	417409M1	1	Gaiter	
13	417410M1	1	Bush	
14	391839X1	1	Ring	
15	417411M91	1	Shaft	
16	339071X1	1	Pin	
17	417413M1	1	Pin	
18	339369X1	1	Lock Washer	
19	339186X1	1	Nut Metric	
20	1706000M1	1	Spring	
21	415585M1	1	Pin	
22	415756M1	1	Knob	
23	417414M1	1	Bearing	
24	417353M1	1	Axle	
25	339192X1	1	Pin	
26	391156X1	2	Seal	
27	417415M91	1	Wheel	
28	415591M1	1	Bearing	
29	415592M1	1	Bearing	
30	1722389M1	1	Gear	
31	1440478X1	1	Circlip	
32	1722390M1	1	Ring	
34	417419M1	2	Joint	
35	1603390M1	1	Ring	
36	623357M11	1	Breather	
37	1722391M1	1	Plug	
38	390955X1	1	Joint	
39	415592M1	1	Bearing	

40	415599M1	1	Bolt
41	415600M1	1	Flange
42	339123X1	2	Screw Metric
43	339374X1	2	Lock Washer
44	415601M1	1	Joint
45	339675X1	2	Pin
46	390816X1	1	Plug
47	417420M1	1	Pin
48	339052X1	1	Strip
49	417421M1	1	Lever
50	417422M1	1	Anglepiece
51	391074X1	1	Screw Metric
52	339375X1	1	Lock Washer
53	417423M1	2	Gasket
54	417424M92	1	Collar
55	419138M1	1	Collar
56	390379X1	3	Bolt Metric
57	339374X1	3	Lock Washer
58	339169X1	3	Nut Metric
59	417357M1	1	Plug
60	339376X1	6	Lock Washer
61	339402X1	6	Nut Metric
62	339814X1	1	Screw Metric
	339376X1	1	Lock Washer
63	390613X1	1	Circlip
64	1722388M3	1	Shaft
65	339299X1	8	Screw Metric
	339369X1	8	Lock Washer
66	1440546X1	1	Bearing Ball
67	1629207M91	1	Wobble Drive

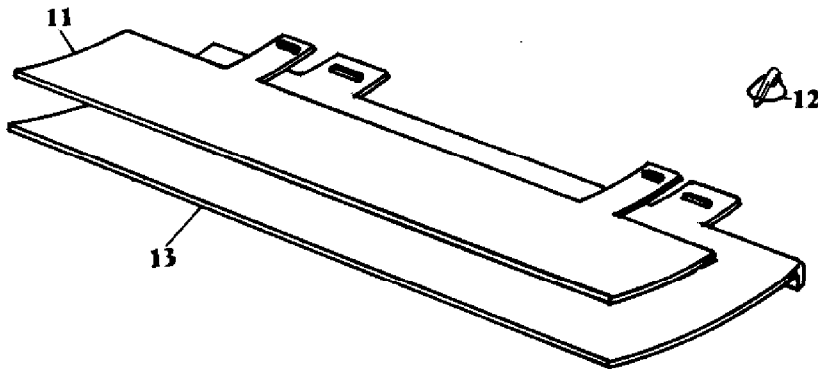
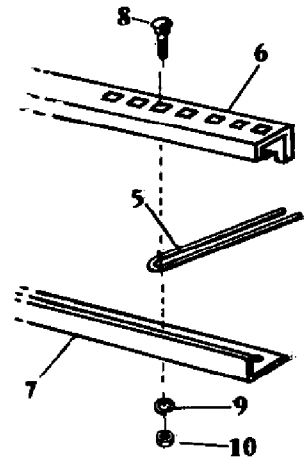
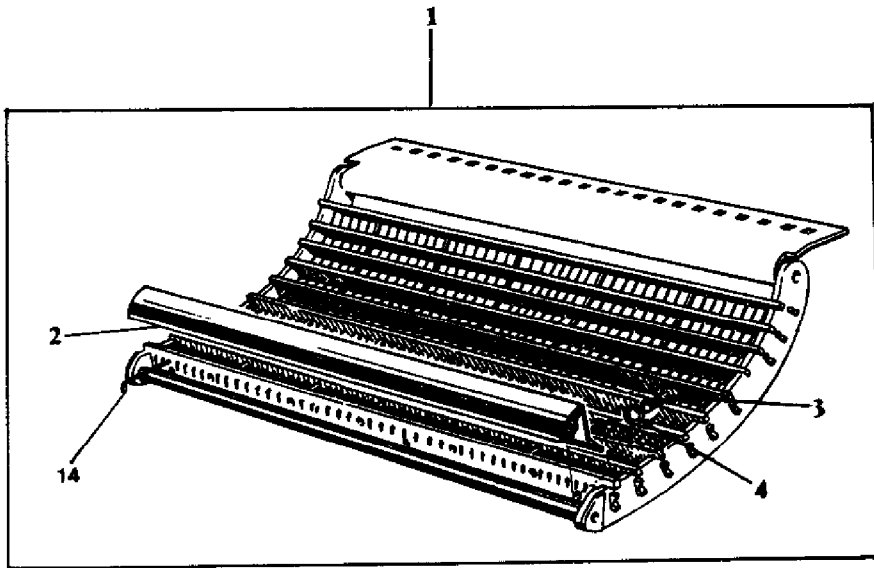
(A)

Up to Serial or Engine Number G1919999

(B)

From Serial or Engine Number G1920000

CONTRE BATTEUR
 DRESCHKORB
 CONCAVO
 CONCAVE



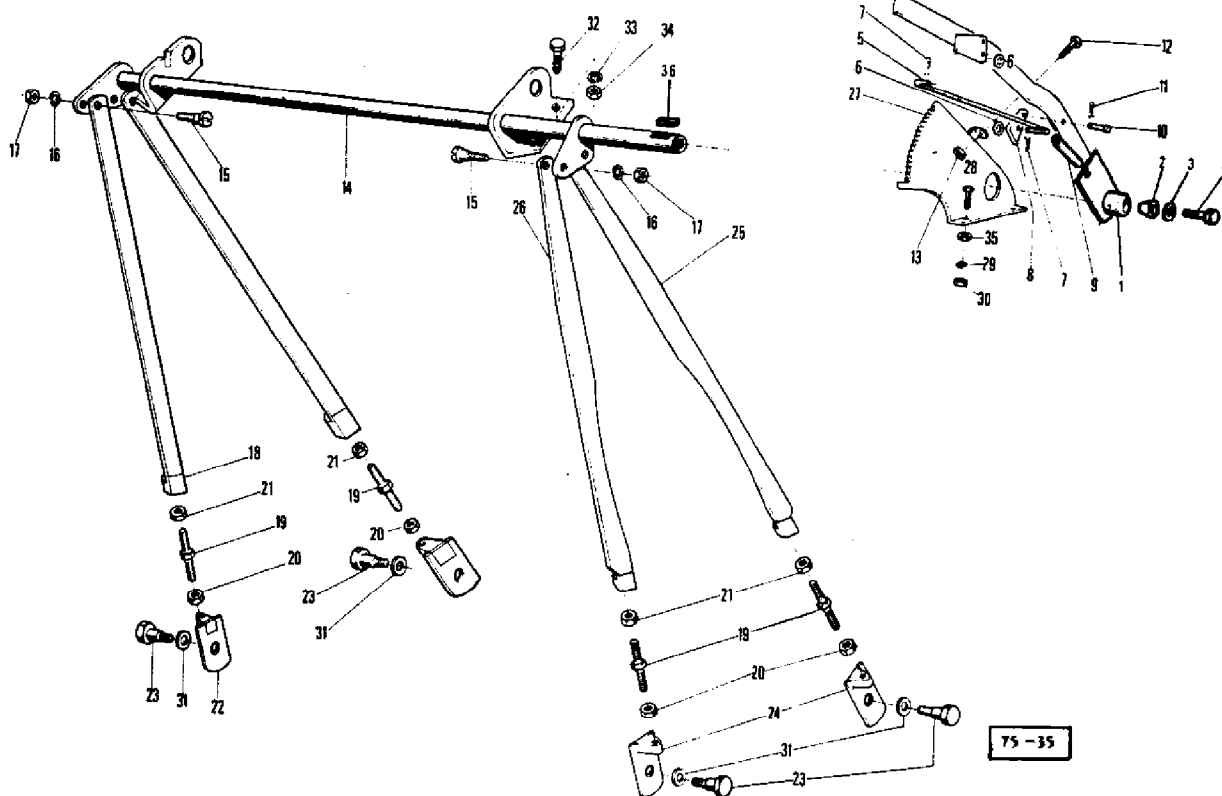
79-64

AGCO Corporation
Parts List Report

Massey Ferguson (Europe)
MF 506 COMBINE
Page 92 - CONCAVE

Item	Part Number	Qty	Part Description	Comments
1	621915M95	1	Concave	(A)
	1720664M92	1	Concave	(B)
2	1603356M91	1	Plate	(A)
	1720666M92	1	Tine	(B)
3	339287X1	8	Screw Metric	(A)
	339761X1	6	Screw Metric	(B)
4	339374X1	8	Lock Washer	(A)
4	339374X1	6	Lock Washer	(B)
5	1721624M2	25	Tine	(A, B)
6	1721773M1	1	Support	(A, B)
7	1721774M1	1	Strip	(A, B)
8	339149X1	9	Bolt Metric	(A, B)
9	339374X1	9	Lock Washer	(A, B)
10	339169X1	9	Nut Metric	(A, B)
11	1720671M91	1	Plate	(A, B)
12	811201M91	2	Lynch Pin 6mm	(A, B)
13	1720673M1	1	Plate	(A, B)
14	621932M1	56	Stem	(A)
	417717M1	56	Wire	(B)
				(A)
				REINFORCED
				(B)
				STANDARD

REGLAGE DE CONTRE-BATTEUR
 DRESCHKORBVERSTELLUNG
 TIRANTES DE REGULACION DEL CONCAVO
 CONCAVE ADJUSTMENT

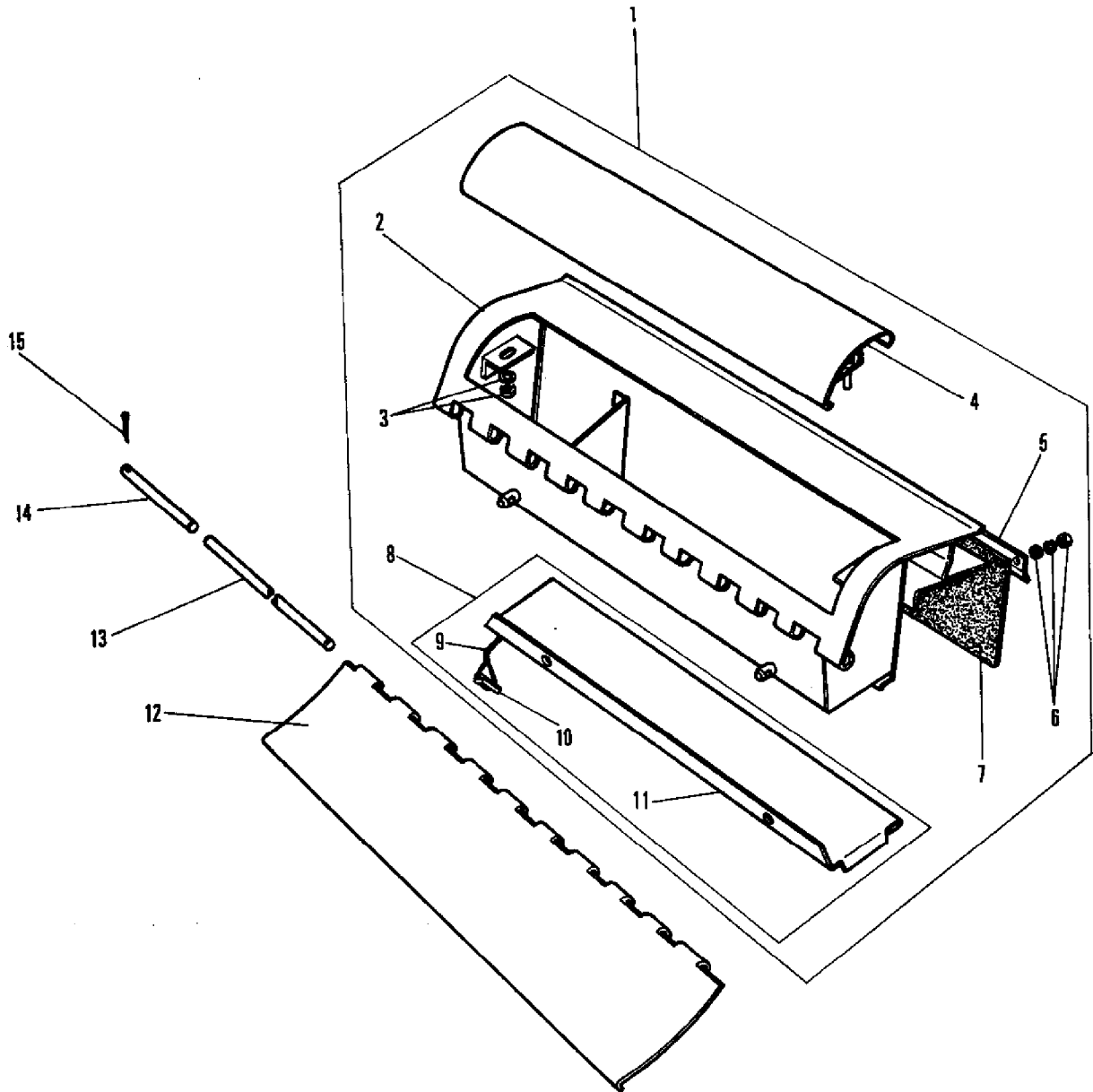


AGCO Corporation
Parts List Report

Massey Ferguson (Europe)
MF 506 COMBINE
Page 95 - CONCAVE ADJUSTMENT

Item	Part Number	Qty	Part Description	Comments
1	1603170M91	1	Lever	
2	414491M1	1	Cone	
3	339376X1	1	Lock Washer	
4	1441757X1	1	Screw Metric	
5	916525M1	1	Draglink	
6	390971X1	2	Washer Metric	
7	339851X1	2	Pin	
8	410018M2	1	Latch	
9	410019M1	1	Spring	
10	390808X1	1	Pin	
11	339851X1	1	Pin	
12	339287X1	1	Screw Metric	
13	339169X1	1	Nut Metric	
14	1629632M91	1	Shaft	
15	414833M1	4	Pin	
16	339369X1	4	Lock Washer	
17	339054X1	4	Nut Metric	
18	1603223M91	2	Draglink	
19	1603220M1	4	Screw	
20	1441158X1	4	Nut Metric	
21	1442660X1	4	Nut Metric	
22	1603224M92	2	Plate	Right Hand
23	410800M2	4	Trunnion	
24	1603225M92	2	Plate	Left Hand
25	1603221M91	1	Arm	
26	1603222M91	1	Arm	
27	1721110M91	1	Quadrant	
28	339123X1	2	Screw Metric	
29	339374X1	2	Lock Washer	
30	339169X1	2	Nut Metric	
31	339574X1	X	Washer Metric	
32	339123X1	4	Screw Metric	
33	339374X1	4	Lock Washer	
34	339169X1	4	Nut Metric	
35	391166X1	2	Washer Metric	
36	339047X1	1	Key Parallel	

BAC A PIERRES
 STEINFALLE
 TREMPA DE LAS PIEDRAS
 TRAP STONE



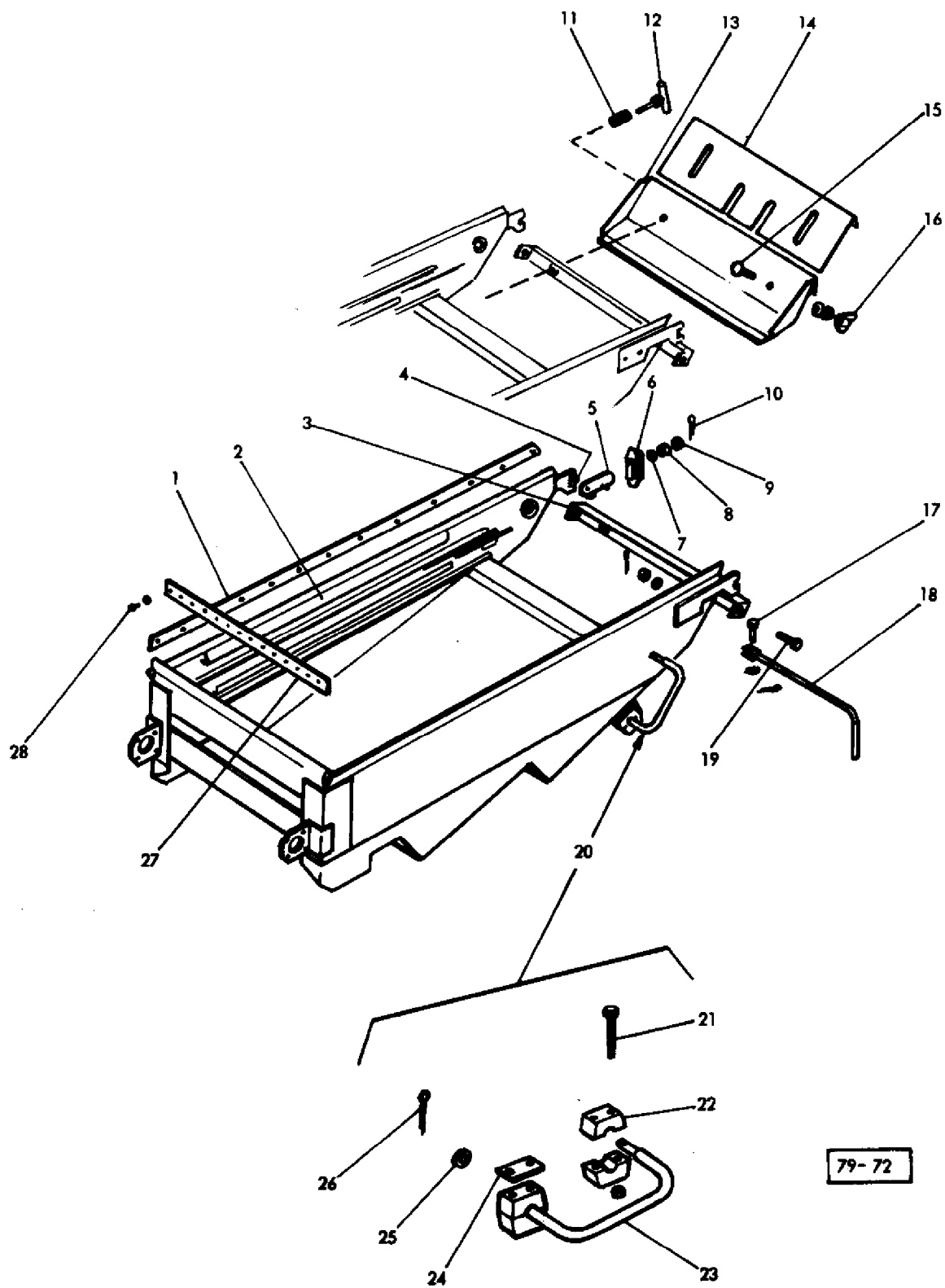
73-168

AGCO Corporation
Parts List Report

Massey Ferguson (Europe)
MF 506 COMBINE
Page 96 - TRAP STONE

Item	Part Number	Qty	Part Description	Comments
1	1720463M95	1	Trap	
2	916401M94	1	Stone Trap	
3	339024X1	4	Washer Metric	
	339169X1	4	Nut Metric	
4	1720473M92	1	Cover	
5	916631M1	1	Fastener	
6	339375X1	8	Lock Washer	
	339030X1	8	Nut Metric	
7	916402M1	1	Joint	
8	1720469M91	1	Door	
9	339802X1	2	Chain	
10	811201M91	2	Lynch Pin 6mm	
11		1		Not Serviced, Order 8
12	1720475M91	1	Plate	
13	1720451M1	1	Stem	
14	1720450M2	2	Stem	
15	391405X1	2	Pin	

COFFRE DE NETTOYAGE
 REINIGUNG
 CAJA DE ZARANDAS
 SHAKER SHOE



79-72

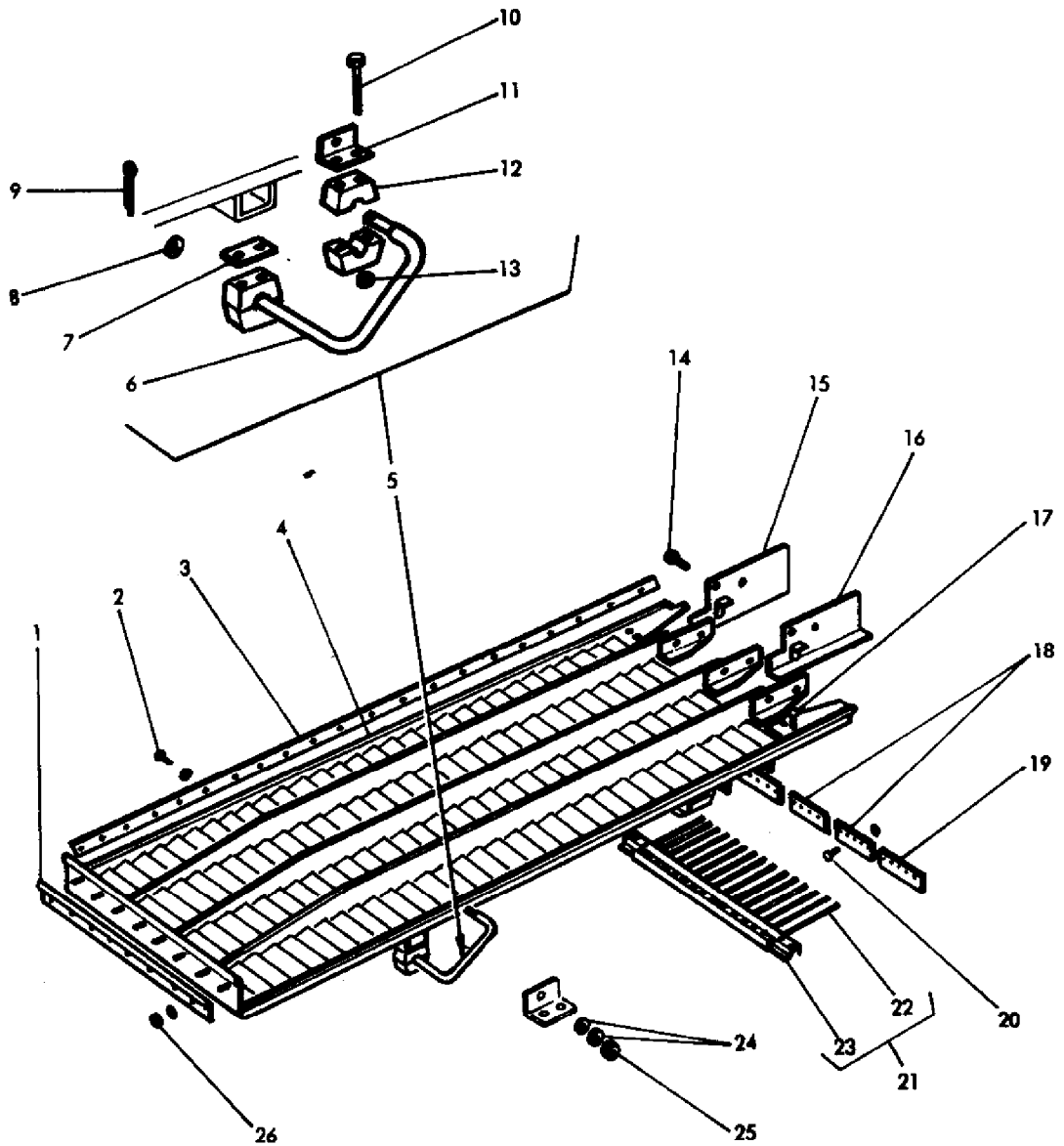
AGCO Corporation
Parts List Report

Massey Ferguson (Europe)
MF 506 COMBINE
Page 99 - SHAKER SHOE

Item	Part Number	Qty	Part Description	Comments
1	401393M2	2	Gasket	
	339362X1	30	Washer	
	338969X1	30	Rivet	
2	1629452M91	1	Boot	
3	916955M91	1	Transverse	
4	391302X1	2	Rivet	
5	916951M92	1	Lever	Right Hand
	916952M92	2	Lever	Left Hand
6	621041M2	2	Bracket	
7	339735X1	2	Washer	
8	339402X1	2	Nut Metric	
9	339433X1	2	Nut Metric	
10	390445X1	2	Pin	
11	404801M1	2	Spring	
12	404767M91	2	Handle	
	339735X1	2	Washer	
	339257X1	2	Pin	
13	621044M92	1	Door	
	391074X1	6	Screw Metric	
	339375X1	6	Lock Washer	
	339030X1	6	Nut Metric	
14	1720077M2	1	Plate	
15	339237X1	2	Screw	
	339843X1	2	Washer	
	339376X1	2	Lock Washer	
16	339539X1	2	Nut Metric	
17	390818X1	1	Pin	
	390972X1	1	Washer Metric	
	359020X1	1	Pin	
18	621285M91	1	Lever	
19	339358X1	2	Screw	
	339817X1	2	Washer Metric	
	1440256X1	2	Nut Metric	
	390445X1	2	Pin	
20	1628084M91	2	Parts Pack	
21	339204X1	4	Screw	
	339402X1	4	Nut Metric	
22	204825M1	16	Housing	
23	1628058M91	2	Arm	

	1628064M91	2	Arm
24	1628063M1	2	Plate
25	391472X1	2	Washer Metric
26	391403X1	2	Pin
27	1629448M1	1	Gasket
28	339828X1	13	Rivet
	338976X1	2	Rivet
	339362X1	15	Washer

RECEPTEUR A GRAINS
 STUFENBODEN
 BANDEJA
 PAN



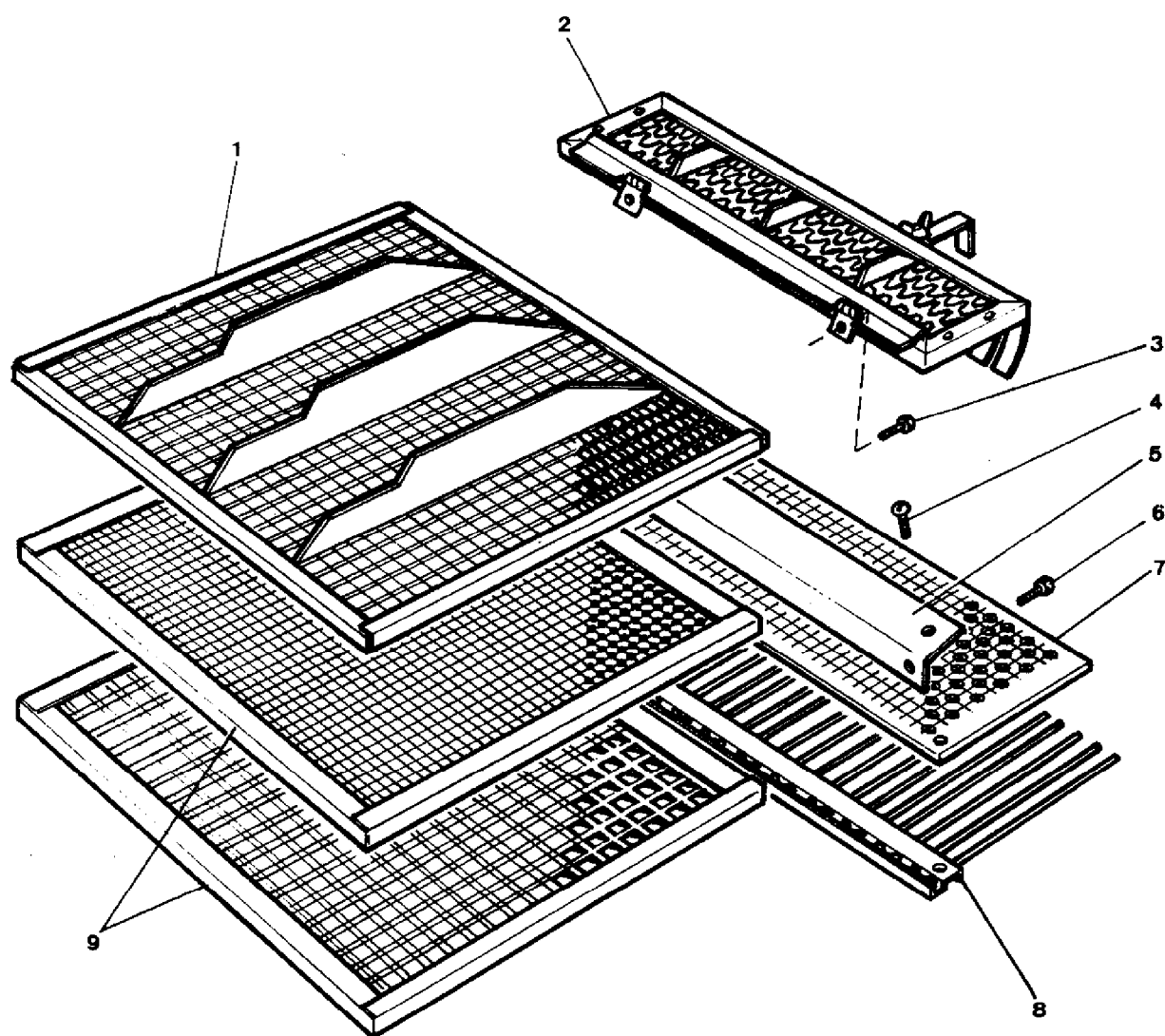
79-73

AGCO Corporation
Parts List Report

Massey Ferguson (Europe)
MF 506 COMBINE
Page 100 - PAN

Item	Part Number	Qty	Part Description	Comments
1	1720046M1	1	Pin	
2	338969X1	50	Rivet	
	339362X1	50	Washer	
3	412651M1	2	Gasket	
4	1604493M94	1	Pan	
5	1628084M91	2	Parts Pack	
6	1628058M91	2	Arm	
	1628064M91	2	Arm	
7	1628063M1	4	Plate	
8	391472X1	4	Washer Metric	
9	391403X1	4	Pin	
10	339475X1	4	Bolt Metric	
	339204X1	4	Screw	
11	1628061M1	2	Angle	
12	204825M1	16	Housing	
13	339402X1	8	Nut Metric	
14	391074X1	6	Screw Metric	
	339375X1	6	Lock Washer	
	339030X1	6	Nut Metric	
15	1628483M1	3	Fender	Right Hand
16	1628484M1	3	Fender	Left Hand
17	391484X1	5	Screw Metric	
	339375X1	5	Lock Washer	
	339030X1	5	Nut Metric	
18	916948M1	2	Gasket	
19	916947M1	2	Gasket	
20	338828X1	20	Rivet	
	339362X1	20	Washer	
21	1720071M92	1	Finger	
22	916966M1	31	Tooth	
23	1720072M1	1	Plate	
24	390972X1	2	Washer Metric	
	339374X1	2	Lock Washer	
25	339169X1	2	Nut Metric	
26	339030X1	8	Nut Metric	
	339375X1	8	Lock Washer	

GRILLES
UNTERSIEB
CRIBA
SCREEN



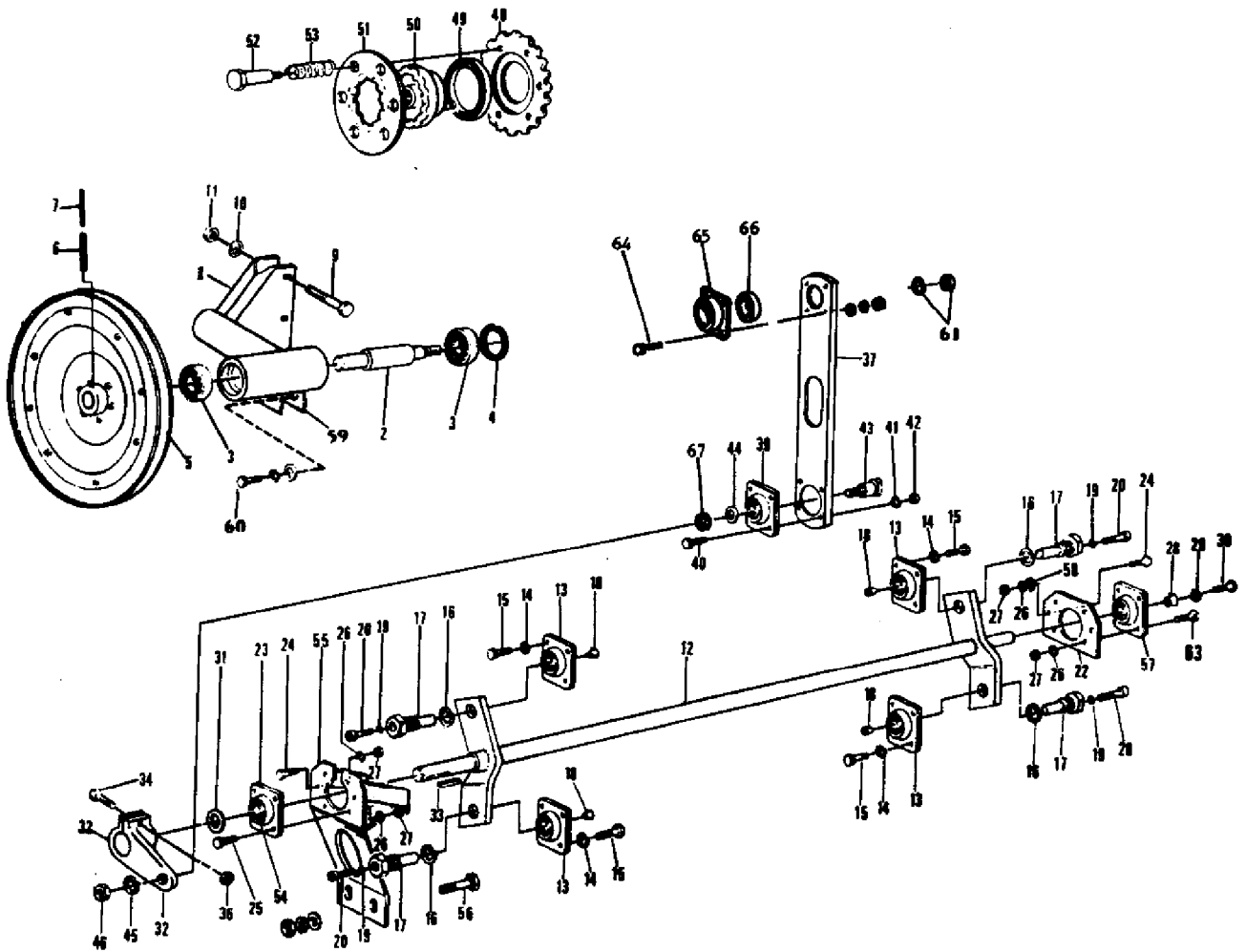
75-52

AGCO Corporation
Parts List Report

Massey Ferguson (Europe)
MF 506 COMBINE
Page 103 - SCREEN

Item	Part Number	Qty	Part Description	Comments
1	1720102M1	1	Grille	2"
	1720830M1	1	Screen	
	621140M1	1	Screen	
	621141M1	1	Screen	
2	621142M1	1	Extension	
3	339666X1	2	Screw Metric	
	339375X1	2	Lock Washer	
	339030X1	2	Nut Metric	
4	391484X1	5	Screw Metric	
	339375X1	5	Lock Washer	
	339030X1	5	Nut Metric	
5	1720074M1	5	Bracket	
6	395560X1	7	Ring	
	339375X1	7	Lock Washer	
	339030X1	7	Nut Metric	
7	1720085M1	1	Screen	
8	1720075M91	1	Rake	
9	1720099M1	1	Grille	1/8"
	1720081M1	1	Grille	3/16"
	1720082M1	1	Screen	5/16"
	1720100M1	1	Screen	3/8"
	1720083M1	1	Screen	1/2"
	1720084M1	1	Grille	5/8"
	1720101M1	1	Grille	3/4"
	916918M1	1	Grille	315" X 315
	916919M1	1	Grille	394" X 394
916920M1	1	Grille		

COMMANDE DU NETTOYEUR
 REINIGUNGSANTRIEB
 MANDO DE LA CAJA DE ZARANDAS
 SHAKER SHOE DRIVE



79-74

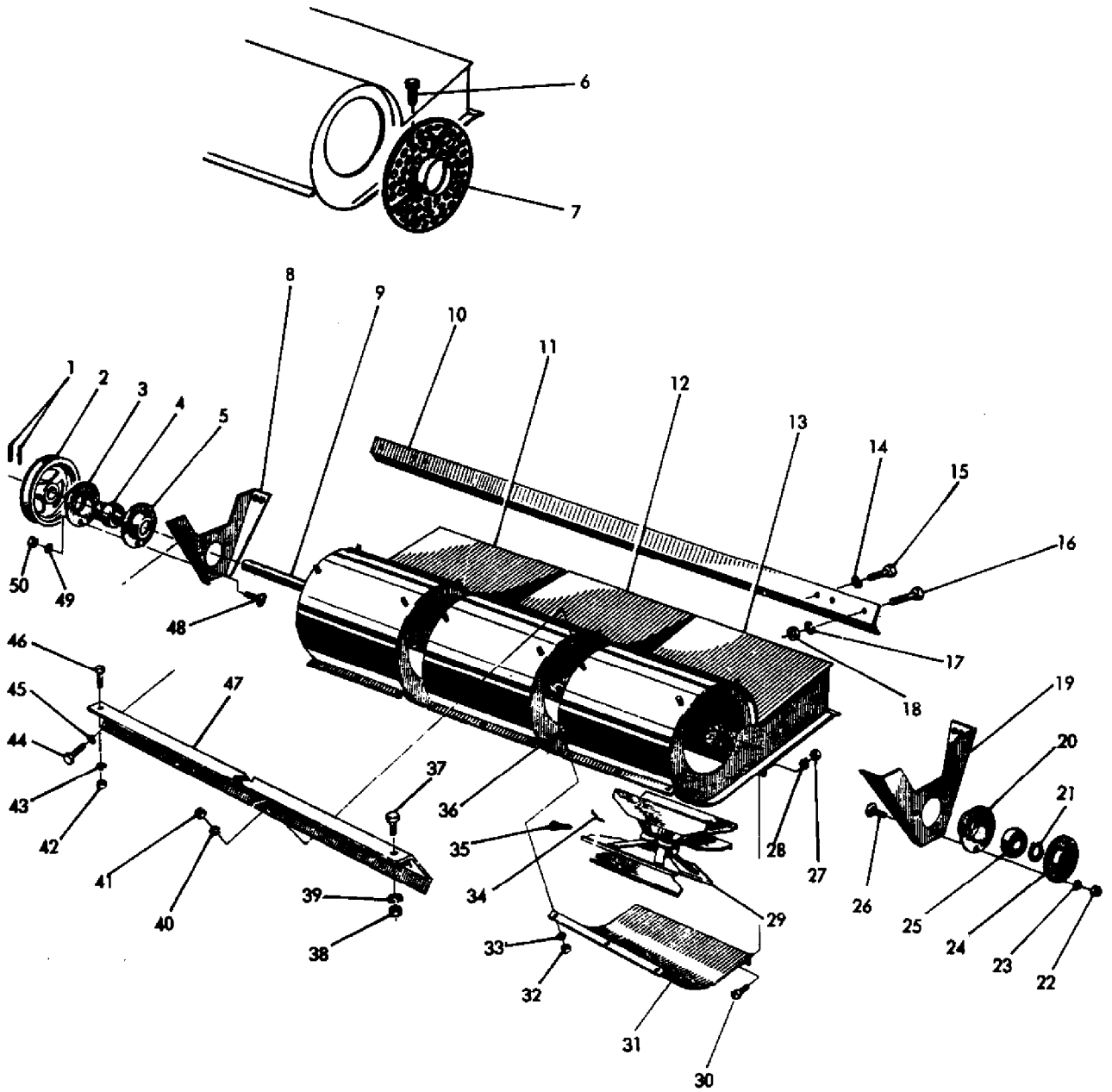
AGCO Corporation
Parts List Report

Massey Ferguson (Europe)
MF 506 COMBINE
Page 104 - SHAKER SHOE DRIVE

Item	Part Number	Qty	Part Description	Comments
1	1720620M95	1	Support	
2	916153M1	1	Shaft	
3	1440493X1	2	Bearing Assy	
4	339126X1	1	Circlip	
5	916154M91	2	Pulley	
6	339192X1	2	Pin	
7	390533X1	2	Pin	
9	339269X1	3	Bolt Metric	
10	339376X1	3	Lock Washer	
	339534X1	6	Washer Metric	
11	339402X1	3	Nut Metric	
12	1720623M92	1	Shaft	
13	1628052M1	2	Flange	
	831112M1	1	Bearing	
14	339374X1	16	Lock Washer	
15	339124X1	16	Screw Metric	
16	390944X1	4	Washer	
17	417655M1	4	Pin	
18	414494M91	4	Cone	
19	339374X1	4	Lock Washer	
20	1440341X1		Screw Metric	
22	417656M1	1	Plate	
23	1721265M1	1	Flange	
	1721101M1	1	Bearing	
24	339761X1	6	Screw Metric	
25	339123X1	4	Screw Metric	
26	339374X1	6	Lock Washer	
27	339402X1	10	Nut Metric	
28	414491M1	1	Cone	
29	339376X1	1	Lock Washer	
30	339814X1	2	Screw Metric	
31	1721386M2	2	Washer	
32	1721276M3	1	Lever	
33	339310X1	1	Key Parallel	
34	390912X1	1	Screw Metric	
36	339054X1	1	Nut Metric	
37	1628044M91	1	Conrod	
39	1628052M1	2	Flange	
	831112M1	1	Bearing	

40	390379X1	4	Bolt Metric	
41	339374X1	4	Lock Washer	
42	339169X1	4	Nut Metric	
43	1628050M1	1	Trunnion	
44	390186X1	1	Washer Metric	
45	339377X1	1	Lock Washer	
46	339623X1	1	Nut Metric	
48	418986M91	1	Sprocket	Number of Teeth/Splines: 19
49	418989M1	1	Lining	
50	609974M91	1	Clutch	
51	916183M91	1	Disc	
52	609976M2	6	Clevis Pin	
53	609977M1	6	Spring	
54	831087M1	1	Bearing	
55	1721103M91	1	Bracket	
56	339556X1	2	Bolt Metric	
	339534X1	2	Washer Metric	
	339376X1	2	Lock Washer	
	339402X1	2	Nut Metric	
57	414487M1	1	Flange	
58	339534X1	6	Washer Metric	
59	642847M2	X	Shim	004"
	780301M2	X	Shim	01"
	910403M1	X	Shim	02"
	910404M1	X	Shim	004"
60	339401X1	2	Screw Metric	
	339376X1	2	Lock Washer	
	339534X1	2	Washer Metric	
61	338161X1	1	Washer	
	1442037X1	1	Nut Metric	
62	916460M92	1	Transmission	
63	339761X1	4	Screw Metric	
	339374X1	4	Lock Washer	
	339169X1	4	Nut Metric	
64	339599X1	1	Bearing Ball	
65	417659M1	1	Housing	
66	339666X1	4	Screw Metric	
	390971X1	4	Washer Metric	
	339375X1	4	Lock Washer	
	339030X1	4	Nut Metric	
67	1628051M1	1	Spacer	

VENTILATEUR
 GEBLASE
 VENTILADOR
 FANNING MILL



79-75

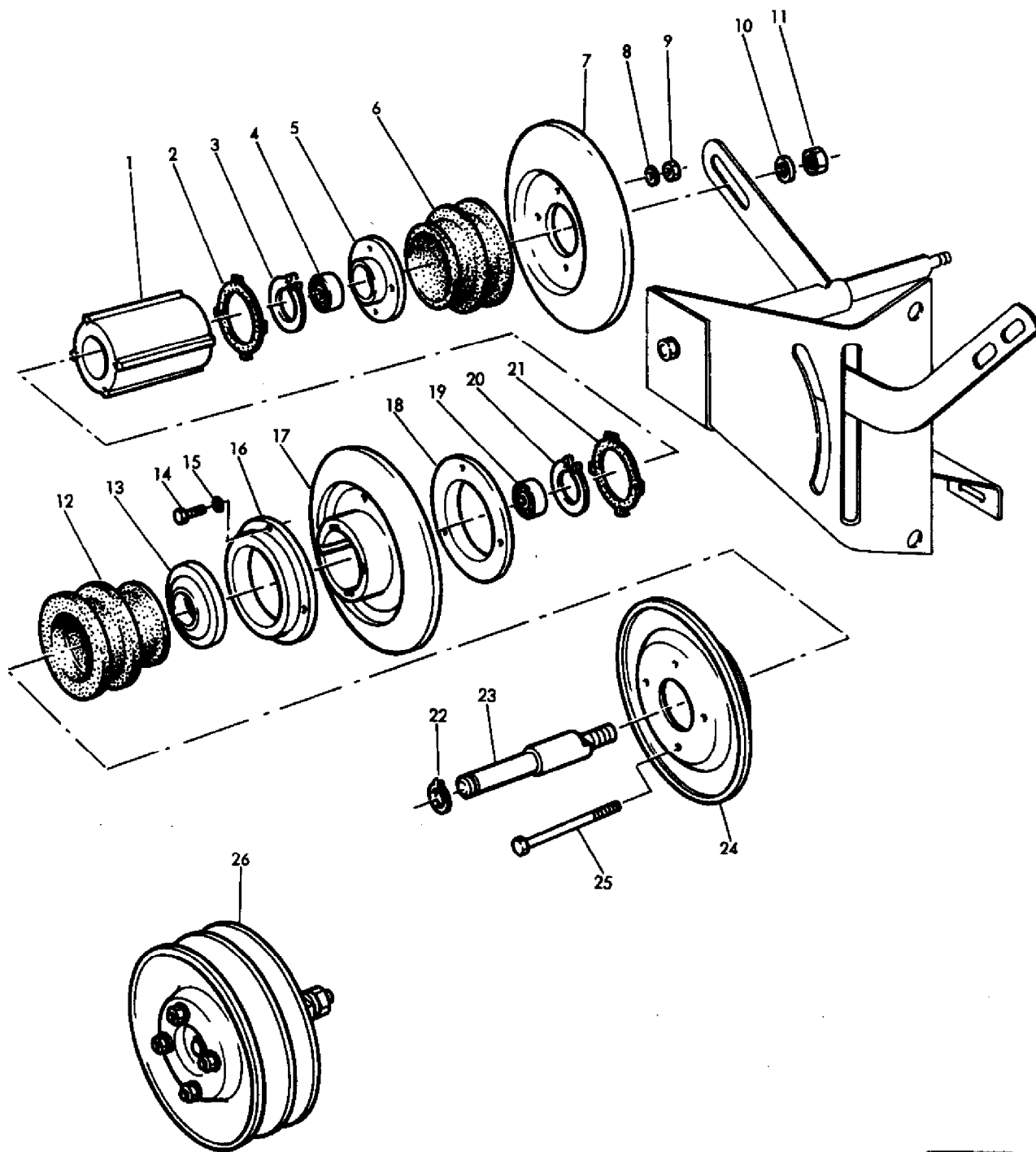
AGCO Corporation
Parts List Report

Massey Ferguson (Europe)
MF 506 COMBINE
Page 107 - FANNING MILL

Item	Part Number	Qty	Part Description	Comments
1	339052X1	2	Strip	
2	417698M1	1	Pulley	
3	412261M1	1	Ring	
4	412260M1	1	Bearing Assy	
5	412315M1	1	Ring	
6	339761X1	4	Screw Metric	
	339374X1	4	Lock Washer	
	339169X1	4	Nut Metric	
7	1722480M91	4	Flange	
8	417693M91	1	Support	Right Hand
9	917032M1	1	Shaft	
10	1721227M2	1	Carrier	
11	1721229M92	1	Housing	Right Hand
12	1721238M91	1	Housing	
13	1721245M92	1	Housing	Left Hand
14	339374X1	4	Lock Washer	
15	339124X1	4	Screw Metric	
16	339123X1	2	Screw Metric	
17	339374X1	2	Lock Washer	
18	339169X1	2	Nut Metric	
19	417696M91	1	Support	Left Hand
20	416688M1	1	Flange	
21	1440475X1	1	Circlip	
22	339169X1	3	Nut Metric	
23	339374X1	3	Lock Washer	
24	416687M1	1	Flange	
25	416690M1	1	Bearing	
26	339170X1	3	Screw	
27	339030X1	9	Nut Metric	
28	339375X1	9	Lock Washer	
29	1721234M93	3	Fan	
30	339230X1	9	Screw Metric	
31	1721249M1	2	Cover	Right Hand Left Hand
	1721250M1	1	Cover	
32	339030X1	9	Nut Metric	
33	339375X1	9	Lock Washer	
34	642034M1	3	Wire	
35	180002M1	3	Setscrew	

36	339230X1	9	Screw Metric
37	339324X1	1	Screw
38	339169X1	1	Nut Metric
39	339374X1	1	Lock Washer
40	339374X1	12	Lock Washer
41	339169X1	12	Nut Metric
42	339169X1	1	Nut Metric
43	339374X1	1	Lock Washer
44	339124X1	4	Screw Metric
45	339374X1	4	Lock Washer
46	339123X1	3	Screw Metric
47	916397M91	1	Support
48	339170X1	3	Screw
49	339374X1	3	Lock Washer
50	339169X1	3	Nut Metric

VARIATEUR DE VENTILATEUR
GEBLASEVERSTELLTRIEB
VARIADOR DEL VENTILADOR
FANNING MILL ADJUSTMENT



77-246

AGCO Corporation
Parts List Report

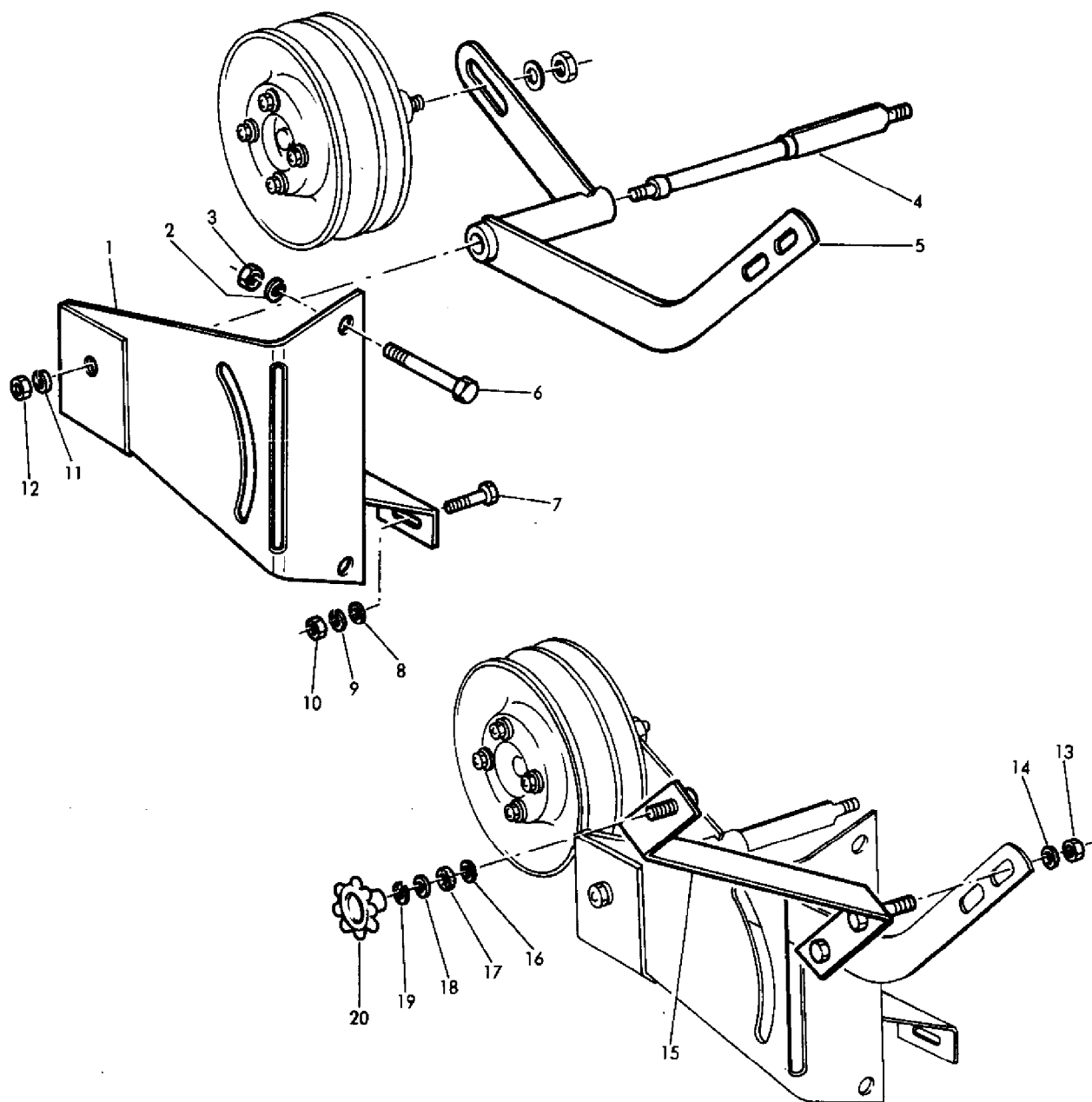
Massey Ferguson (Europe)

MF 506 COMBINE

Page 108 - FANNING MILL ADJUSTMENT

Item	Part Number	Qty	Part Description	Comments
1	417801M1	1	Hub	
2	417806M1	1	Gasket	
3	339657X1	1	Circlip	
4	1440343X1	1	Bearing Ball	
5	417802M1	1	Flange	
6	417800M1	1	Gaiter	
7	417798M1	1	Pulley	
8	621823M2	8	Washer	
9	339169X1	4	Nut Metric	
10	339026X1	1	Washer Metric	
11	339054X1	1	Nut Metric	
12	417800M1	1	Gaiter	
13	417802M1	1	Flange	
14	390961X1	6	Screw Metric	
15	339382X1	6	Lock Washer	
16	417799M1	1	Collar	
17	417796M1	1	Pulley	
18	417799M1	1	Collar	
19	1440343X1	1	Bearing Ball	
20	339657X1	1	Circlip	
21	417806M1	1	Gasket	
22	391062X1	1	Segment	
23	410541M1	1	Pin	
24	417798M1	1	Pulley	
25	339891X1	4	Screw Metric	
26	916871M91	1	Fan	

SUPPORT (VARIATEUR DE VENTILATEUR)
 HALTER (GEBLASEVERSTELLTRIEB)
 SOPORTE (VARIADOR DEL VENTILADOR)
 SUPPORT (FANNING MILL ADJUSTMENT)



77- 245

AGCO Corporation
Parts List Report

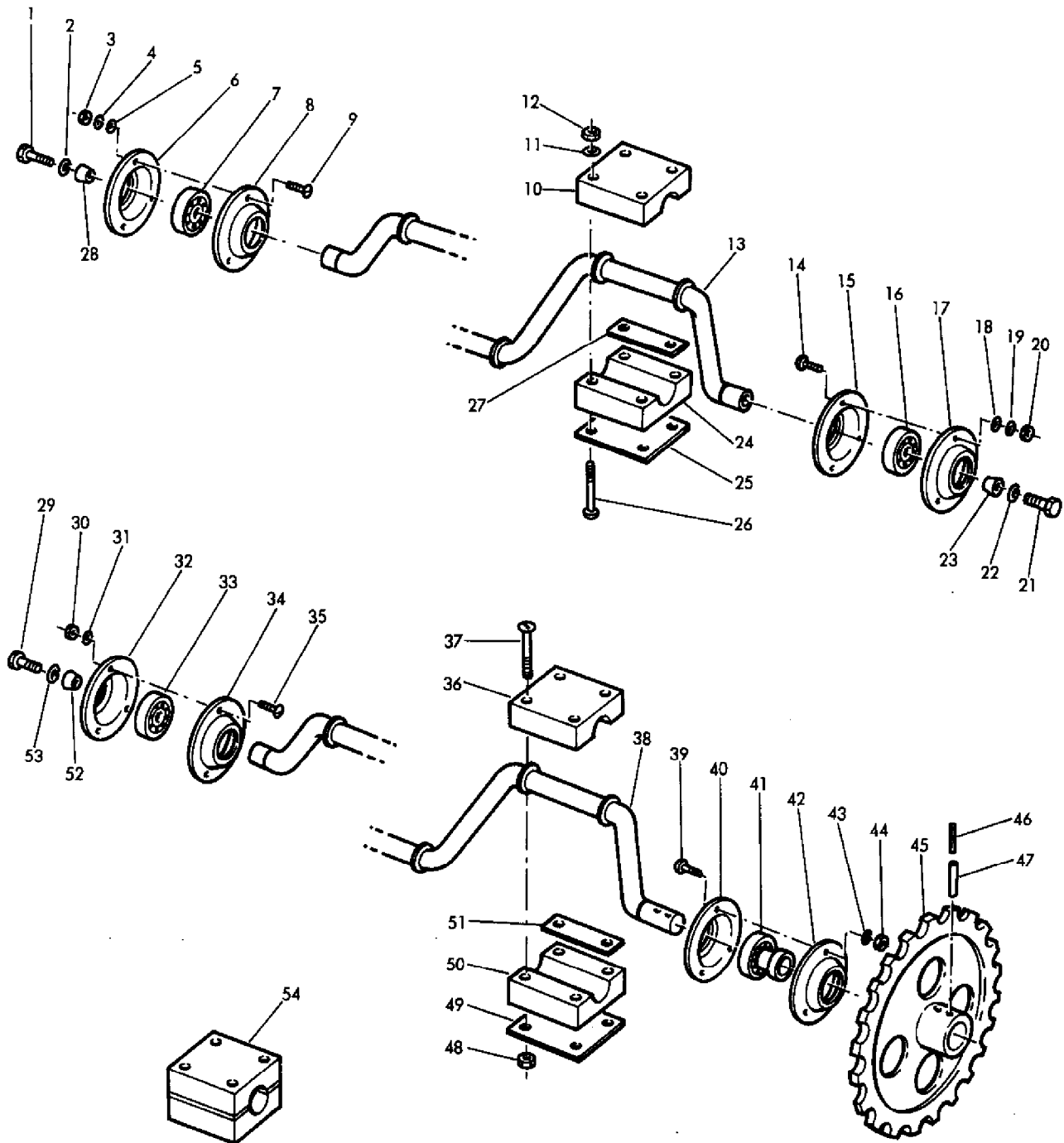
Massey Ferguson (Europe)

MF 506 COMBINE

Page 111 - SUPPORT (FANNING MILL ADJUSTMENT) - FANNING MILL ADJUSTMENT

Item	Part Number	Qty	Part Description	Comments
1	1721220M91	1	Support	
2	339376X1	2	Lock Washer	
3	339402X1	2	Nut Metric	
4	1721223M1	1	Axle	
5	1628659M91	1	Lever	
6	339582X1	2	Bolt Metric	
7	339401X1	1	Screw Metric	
8	1440287X1	1	Washer Metric	
9	339376X1	1	Lock Washer	
10	339402X1	1	Nut Metric	
11	339376X1	1	Lock Washer	
12	339402X1	1	Nut Metric	
13	339054X1	2	Nut Metric	
14	390735X1	2	Washer Metric	
15	1628706M91	1	Lever	
16	390735X1	1	Washer Metric	
17	1628982M1	1	Washer	
18	1442174X1	1	Washer	
19	390056X1	1	Washer	
20	1628708M1	1	Button	

COMMANDE DES SECOUEURS
 SCHUTTLERANTRIEB
 MANDO DE SACUDIDORES
 STRAW WALKERS DRIVE



77- 320

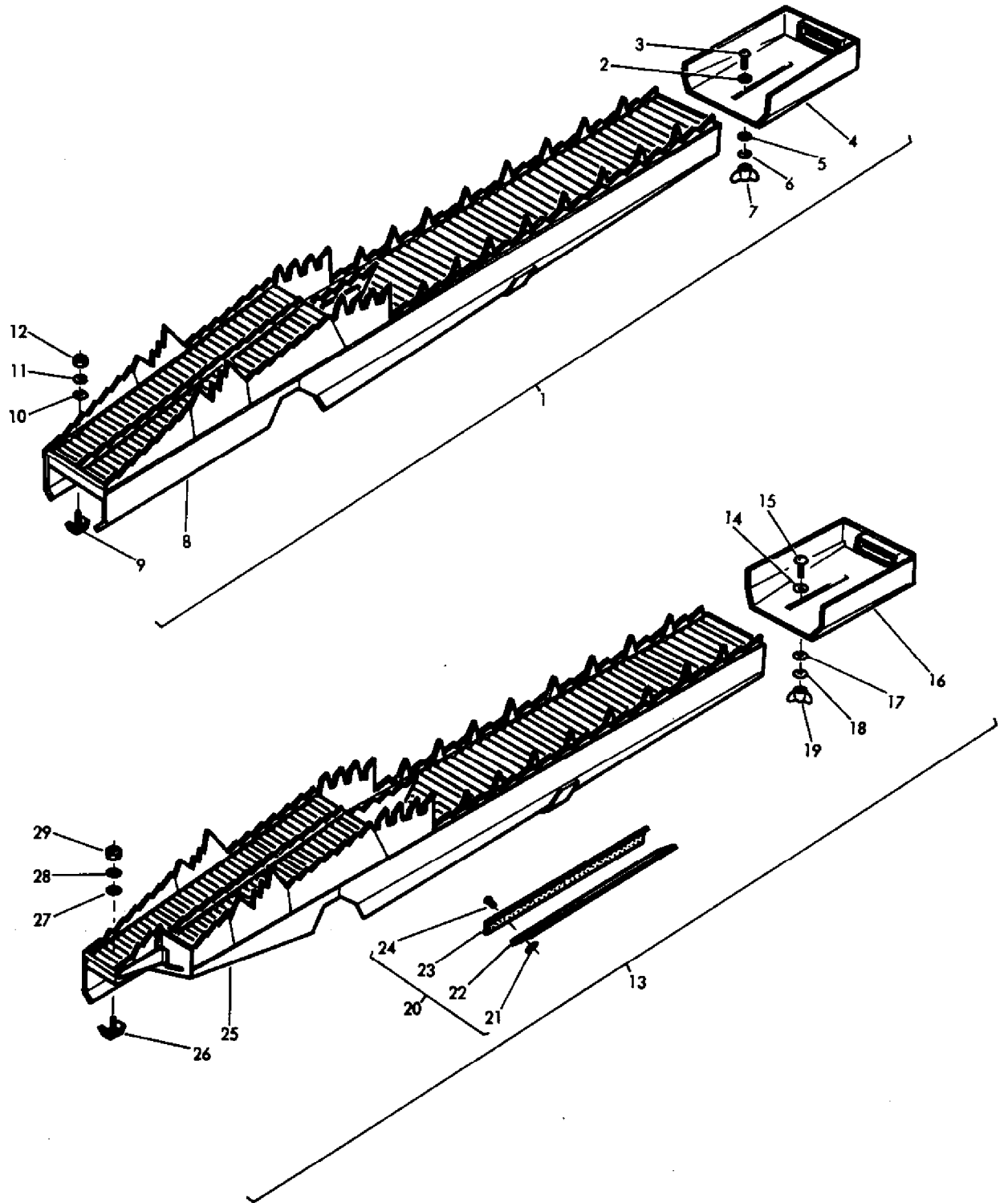
AGCO Corporation
Parts List Report

Massey Ferguson (Europe)
MF 506 COMBINE
Page 112 - STRAW WALKER DRIVE

Item	Part Number	Qty	Part Description	Comments
1	1441757X1	1	Screw Metric	
2	339376X1	1	Lock Washer	
3	339169X1	3	Nut Metric	
4	339374X1	3	Lock Washer	
5	339817X1	3	Washer Metric	
6	417624M1	1	Flange	
7	831112M1	1	Bearing	
8	417624M1	1	Flange	
9	339170X1	3	Screw	
10	1721684M1	5	Bearing	
11	339817X1	20	Washer Metric	
12	1441461X1	20	Nut Metric	
13	1720253M91	1	Crankshaft	
14	339170X1	3	Screw	
15	417624M1	1	Flange	
16	831112M1	1	Bearing	
17	417624M1	1	Flange	
18	339817X1	3	Washer Metric	
19	339374X1	3	Lock Washer	
20	339169X1	3	Nut Metric	
21	1441757X1	1	Screw Metric	
22	339376X1	1	Lock Washer	
23	414491M1	1	Cone	
24	1721684M1	5	Bearing	
25	1721686M1	5	Plate	
26	339132X1	20	Screw	
27	414798M1	20	Shim	
28	414491M1	1	Cone	
29	1441757X1	1	Screw Metric	
30	339169X1	3	Nut Metric	
31	339374X1	3	Lock Washer	
32	417624M1	1	Flange	
33	831112M1	1	Bearing	
34	417624M1	1	Flange	
35	339170X1	3	Screw	
36	1721684M1	5	Bearing	
37	339134X1	20	Bolt	
38	1720250M91	1	Crankshaft	
39	339170X1	3	Screw	

40	412315M1	1	Ring	
41	412260M1	1	Bearing Assy	
42	412261M1	1	Ring	
43	339374X1	3	Lock Washer	
44	339169X1	3	Nut Metric	
45	417619M91	1	Sprocket	Number of Teeth/Splines: 29
46	339304X1	2	Pin	5 X 40
47	339055X1	2	Pin	8 X 40
48	1441461X1	20	Nut Metric	
49	1721686M1	5	Plate	
50	1721686M1	5	Plate	
51	414798M1	20	Shim	
52	414491M1	1	Cone	
53	339376X1	1	Lock Washer	
54	1720742M91	10	Bearing	

SECOEURS
 SCHUTTLER
 SACUDIDORES
 STRAW WALKERS



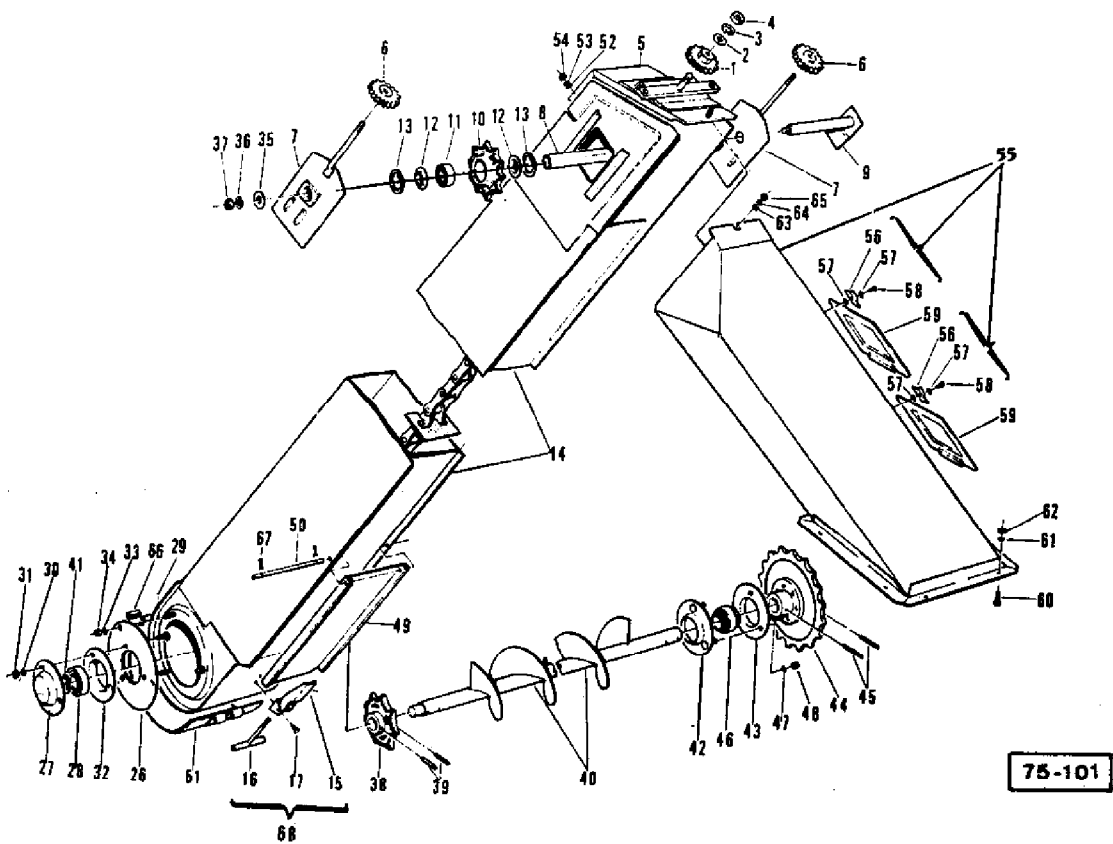
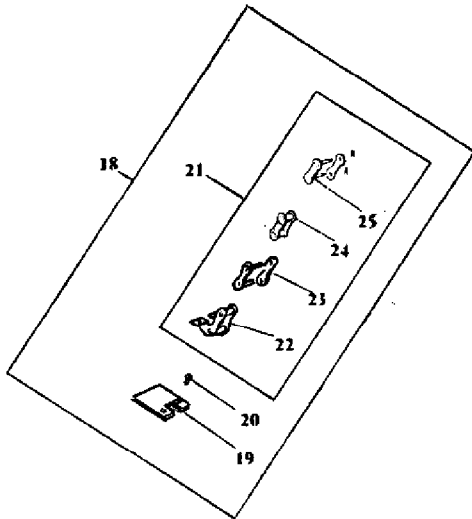
77-247

AGCO Corporation
Parts List Report

Massey Ferguson (Europe)
MF 506 COMBINE
Page 115 - STRAW WALKER

Item	Part Number	Qty	Part Description	Comments
1	1721693M93	1	Walker	
	1721610M93	1	Walker	Left Hand
	1721612M93	1	Walker	Right Hand
2	339697X1	6	Washer	
3	390018X1	6	Bolt	
4	417881M91	3	Extension	
5	339534X1	6	Washer Metric	
6	339374X1	6	Lock Washer	
7	339106X1	6	Nut Metric	
8		1		Not Serviced, Order 1
9	905539M91	9	Plate	
10	390971X1	9	Washer Metric	
11	339375X1	9	Lock Washer	
12	339030X1	9	Nut Metric	
13	1721618M94	1	Walker	Left Hand
	1721619M95	1	Walker	Right Hand
14	339697X1	4	Washer	
15	390018X1	4	Bolt	
16	417881M91	2	Extension	
17	339534X1	4	Washer Metric	
18	339374X1	4	Lock Washer	
19	339106X1	4	Nut Metric	
20	905326M91	4	Bracket	
21	339102X1	48	Washer Metric	
22	905325M1	4	Bracket	
23	401306M1	4	Seal	
24	49157X	48	Rivet	
25		1		Not Serviced, Order 13
26	906539M91	6	Tube	
27	390971X1	6	Washer Metric	
28	339375X1	6	Lock Washer	
29	339030X1	6	Nut Metric	

ELEVATEUR A OTONS
 UBERKEHRELEVATOR
 ELEVADOR DE GRANZAS
 GLEANINGS ELEVATOR



75-101

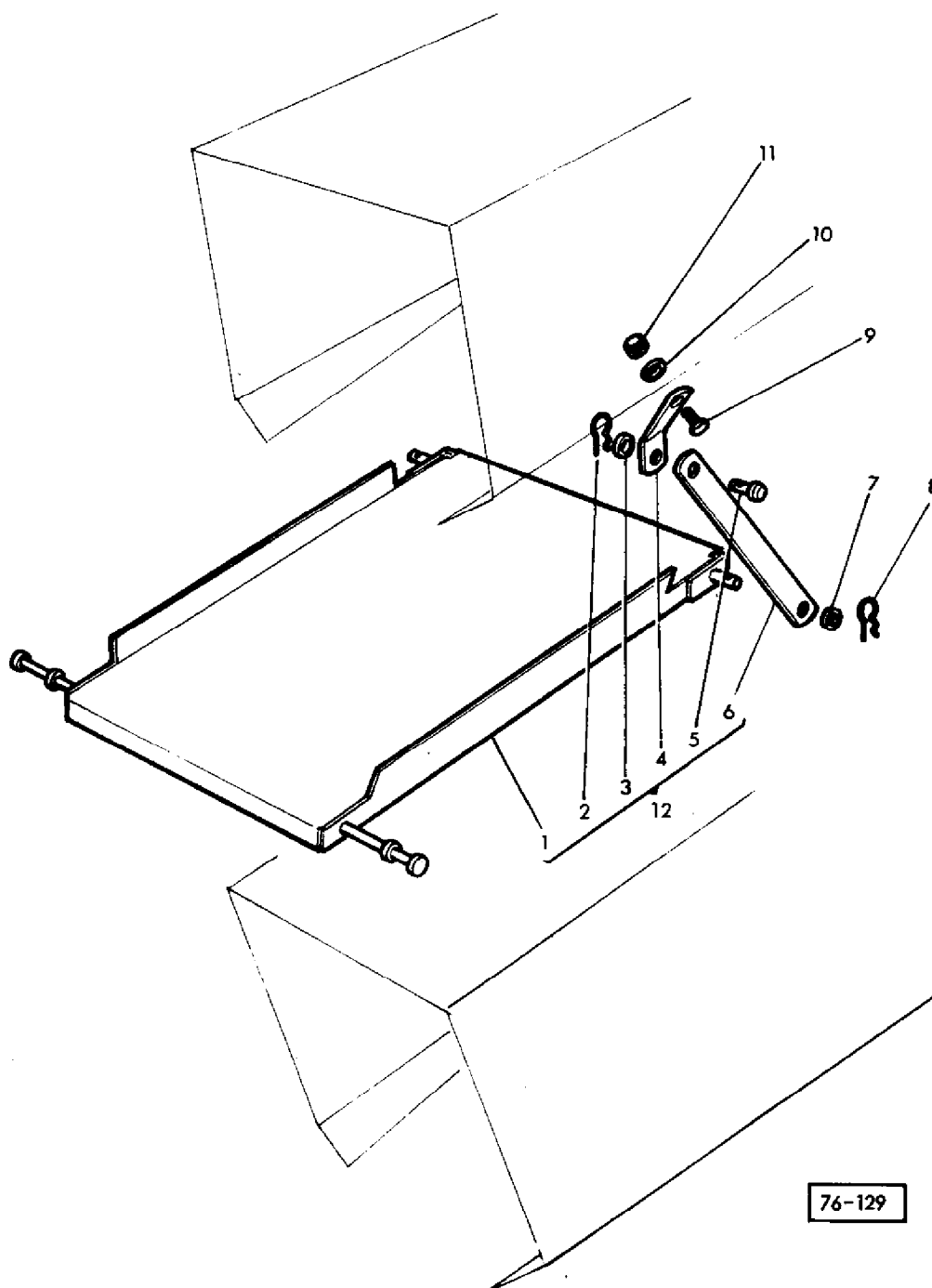
AGCO Corporation
Parts List Report

Massey Ferguson (Europe)
MF 506 COMBINE
Page 116 - GLEANINGS ELEVATOR

Item	Part Number	Qty	Part Description	Comments
1	1720646M1	1	Sprocket	Number of Teeth/Splines: 20
2	339026X1	1	Washer Metric	
3	339369X1	1	Lock Washer	
4	339054X1	1	Nut Metric	
5	1722187M91	1	Plate	
6	417886M1	2	Sprocket	Number of Teeth/Splines: 15
7	1722217M91	2	Plate	
8	1720967M1	2	Tube	
9	1720965M91	1	Axle	
10	414842M1	1	Sprocket	Number of Teeth/Splines: 8
11	391057X1	1	Bearing Ball	
12	417669M1	2	Cap	
13	391061X1	2	Circlip	
14	1722188M93	1	Riser	
15		1		Not Serviced, Order 68
16	417472M91	1	Knotter Hook	
17		2		Not Serviced, Order 68
18	1722210M91	1	Chain	
19	1720644M1	36	Plate	
	1720645M1	36	Plate	
20	1441477X1	72	Rivet	
21	1722211M91	1	Chain	
22	329177M91	36	Link	
23	329195M91	70	Link	
24	329176M91	35	Link	
25	329797M91	1	Connecting Link	
26	417913M1	1	Plate	
27	416687M1	1	Flange	
28	416690M1	1	Bearing	
29	339170X1	3	Screw	
30	339374X1	3	Lock Washer	
31	339169X1	3	Nut Metric	
32	416688M1	1	Flange	
33	339374X1	3	Lock Washer	
34	339169X1	3	Nut Metric	
35	391387X1	1	Washer Metric	
36	339369X1	1	Lock Washer	
37	339054X1	1	Nut Metric	
38	414462M1	1	Sprocket	Number of Teeth/Splines: 8

39	339052X1	2	Strip	
40	621296M91	1	Auger	
41	1440475X1	1	Circlip	
42	419143M91	1	Flange	
43	412261M1	1	Ring	
44	413411M91	1	Sprocket	Number of Teeth/Splines: 19
45	339052X1	2	Strip	
46	412260M1	1	Bearing Assy	
47	339374X1	3	Lock Washer	
48	339169X1	3	Nut Metric	
49	1720642M1	1	Door	
50	1721649M1	1	Clevis Pin	
51	1720651M91	1	Door	
52	339056X1	1	Washer Metric	
53	339374X1	1	Lock Washer	
54	339169X1	1	Nut Metric	
55	1722404M92	1	Chute	
56	320719M2	2	Tie	
57	390971X1	4	Washer Metric	
58	391488X1	2	Rivet	
59	321756M1	2	Trap	
60	339124X1	8	Screw Metric	
61	339374X1	8	Lock Washer	
62	339169X1	6	Nut Metric	
63	339024X1	1	Washer Metric	
64	339374X1	1	Lock Washer	
65	339169X1	1	Nut Metric	
66	320617M1	2	Sleeve	
67	339087X1	2	Pin	
68	417461M91	1	Fastener	

TOLE DE PROTECTION ESSIEU AR.
SCHUTZBLECH (HINTERACHSE)
DEFENSAS DEL PUENTE TRASERO
REAR AXLE GUARD



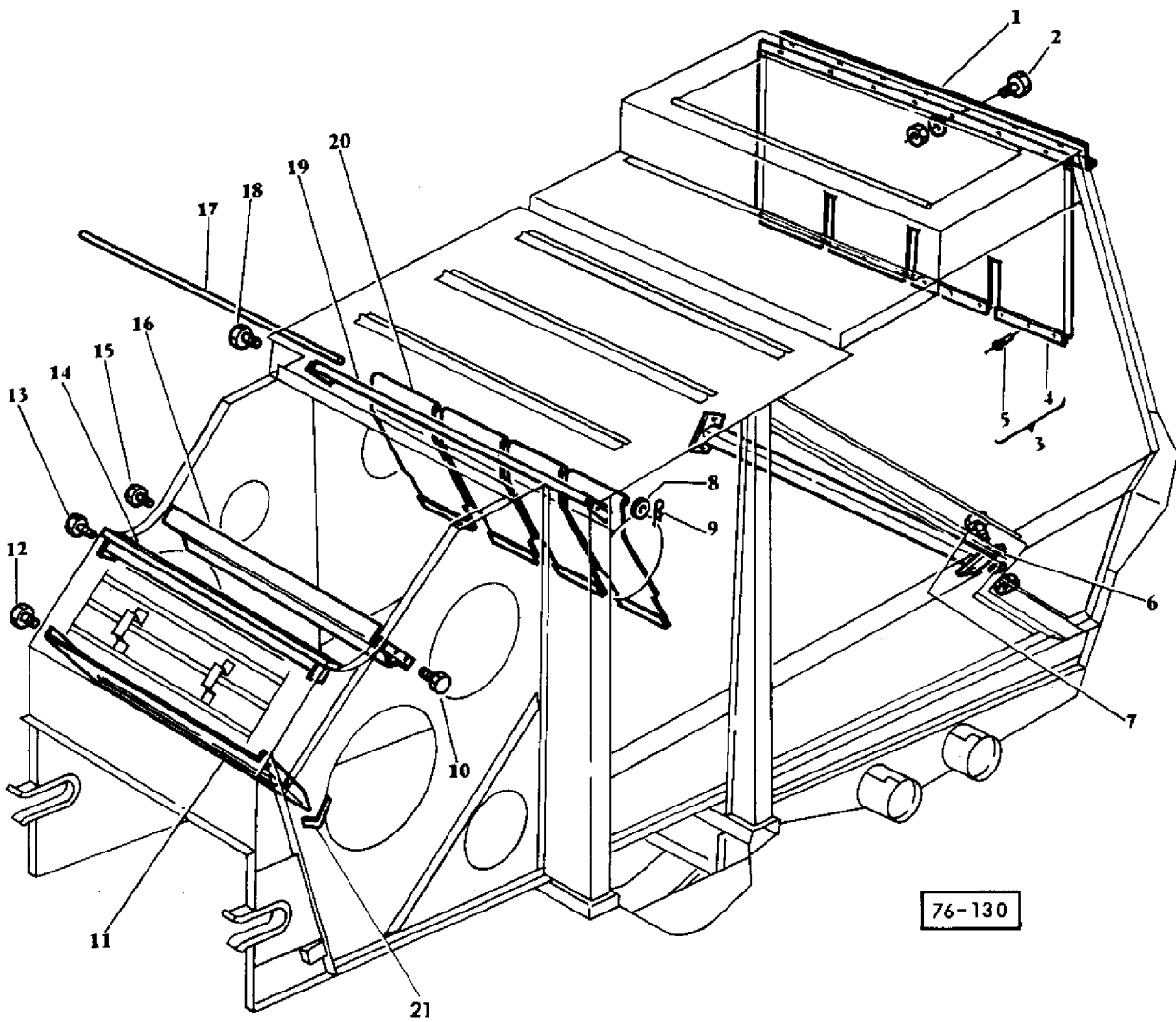
76-129

AGCO Corporation
Parts List Report

Massey Ferguson (Europe)
MF 506 COMBINE
Page 119 - REAR AXLE GUARD

Item	Part Number	Qty	Part Description	Comments
1	1603055M92	1	Shield	(A)
	1603056M93	1	Guard	(B)
2	195415M1	2	Hair Pin	(A, B)
3	339615X1	2	Washer Metric	(A, B)
4	1603051M1	2	Strap	(A, B)
5	1442655X1	2	Clevis Pin	(A, B)
6	1603052M2	2	Plate	(A)
	1603053M1	2	Plate	(B, C)
	1628684M1	1	Plate	(B, D)
				Left Hand
	1628685M1	1	Plate	(B, D)
				Right Hand
7	339615M1	2	Washer	(A, B)
8	195415M1	2	Hair Pin	(A, B)
9	339282X1	2	Screw Metric	(A, B)
10	1440314X1	2	Washer	(A, B)
11	339402X1	2	Nut Metric	(A, B)
12	1603063M92	1	Guard	(A)
	1603064M92	1	Shield	(B)
				(A)
				STANDARD
				(B)
				NARROW
				(C)
				Up to Serial or Engine Number W1920718
				(D)
				From Serial or Engine Number W1920719

BATI (PARTIES FIXES INTERNES)
 MASCHINENGEHAUSE (INNERFESTSTEHENDE TEIL)
 CAMARA DE TRILLA (PARTIDO INTERNO FIJO)
 MACHINE HOUSING (INTERNAL FIXED COMPONENTS)



76-130

AGCO Corporation
Parts List Report

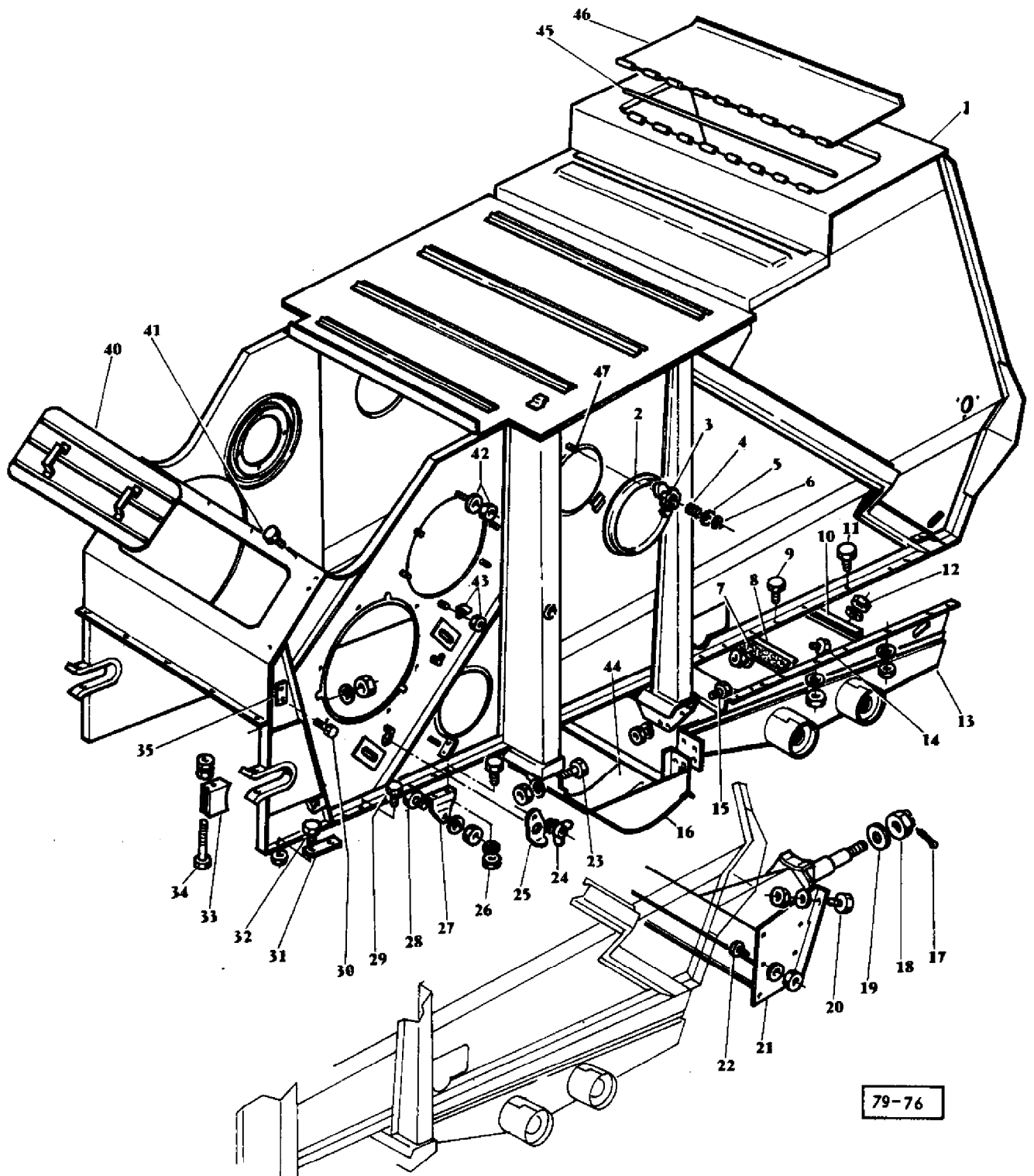
Massey Ferguson (Europe)

MF 506 COMBINE

Page 120 - MACHINE HOUSING (INTERNAL FIXED COMPONENTS)

Item	Part Number	Qty	Part Description	Comments
1	1720445M1	1	Strap	
2	339123X1	9	Screw Metric	
	339374X1	9	Lock Washer	
	339169X1	9	Nut Metric	
3	1720545M91	1	Curtain	
4		1		Not Serviced, Order 3
5	339109X1	15	Rivet	
6	1720491M91	1	Reinforcement	
7	339124X1	4	Screw Metric	
	339374X1	4	Lock Washer	
	339169X1	4	Nut Metric	
8	391593X1	8	Washer Metric	
9	391091X1	2	Pin	
10	339401X1	4	Screw Metric	
	390734X1	4	Washer Metric	
	339376X1	4	Lock Washer	
11	1628885M92	1	Deflector	
12	339123X1	4	Screw Metric	
	339374X1	4	Lock Washer	
	339169X1	4	Nut Metric	
13	339451X1	4	Screw Metric	
	339376X1	4	Lock Washer	
	339402X1	4	Nut Metric	
14	1722093M91	1	Skimmershank	
	1722094M1	1	Gasket	
15	339451X1	2	Screw Metric	
	390734X1	2	Washer Metric	
	339376X1	2	Lock Washer	
16	1720457M91	1	Scraper	
17	1720444M1	1	Clevis Pin	
18	339123X1	4	Screw Metric	
	339374X1	4	Lock Washer	
	339169X1	4	Nut Metric	
19	1720446M1	1	Bracket	
20	1604428M91	5	Deflector	
21	1721603M1	1	Reinforcement	
	339692X1	1	Washer	
	339375X1	1	Lock Washer	
	339030X1	1	Nut Metric	

BATI (PARTIES FIXES EXTERNES)
 MASCHINENGEHAUSE (AUSSERFESTSTEHENDE)
 CAMARA DE TRILLA (PARTIDO EXTERNO FIJO)
 MACHINE HOUSING (EXTERNAL FIXED COMPONENTS)



AGCO Corporation
Parts List Report

Massey Ferguson (Europe)
MF 506 COMBINE

Page 123 - MACHINE HOUSING (EXTERNAL FIXED COMPONENTS)

Item	Part Number	Qty	Part Description	Comments
1	916361M98	1	Housing	
2	418412M1	4	Door	
3	418443M1	4	Fastener	
4	418445M1	4	Spring	
5	339817X1	4	Washer Metric	
6	1440988X1	4	Clip	
7	1720449M1	1	Joint	
8	1720447M1	1	Plate	
9	339761X1	4	Screw Metric	
	339024X1	4	Washer Metric	
	339374X1	4	Lock Washer	
	339169X1	4	Nut Metric	
10	1720448M1	1	Anglepiece	
11	339123X1	9	Screw Metric	
	339374X1	9	Lock Washer	
	339169X1	9	Nut Metric	
12	339560X1	8	Screw Metric	
	390971X1	8	Washer Metric	
	339375X1	8	Lock Washer	
	339030X1	8	Nut Metric	
13	621294M93	1	Housing	
14	339666X1	11	Screw Metric	
	339375X1	11	Lock Washer	
	339030X1	11	Nut Metric	
15	339451X1	4	Screw Metric	
	339401X1	4	Screw Metric	
	339376X1	8	Lock Washer	
	339402X1	8	Nut Metric	
16	1720403M92	1	Plate	
17	339040X1	1	Pin	(A)
	3000123X1	1	Pin	(B)
18	390761X1	1	Nut Metric	(A)
	1442858X1	1	Nut Metric	(B)
19	415547M1	1	Washer	(A)
	1603721M1	1	Washer	(B)
20	418471M1	4	Bolt	
	339376X1	4	Lock Washer	
	339402X1	4	Nut Metric	
21	1720086M93	1	Bearer	(A)

	1603718M91	1	Support	(B)
22	339401X1	10	Screw Metric	
	339376X1	10	Lock Washer	
	339402X1	10	Nut Metric	
23	339124X1	12	Screw Metric	
	339374X1	12	Lock Washer	
	339169X1	12	Nut Metric	
24	339106X1	4	Nut Metric	
	339374X1	4	Lock Washer	
25	418446M1	4	Plate	
26	339401X1	2	Screw Metric	
	339376X1	2	Lock Washer	
	339402X1	2	Nut Metric	
27	418447M1	1	Suspension	
28	339733X1	1	Bolt Metric	
	339648X1	1	Washer	
	339647X1	1	Nut Metric	
29	391375X1	7	Screw Metric	
	339208X1	1	Screw	
	339054X1	12	Nut Metric	
30	339124X1	2	Screw Metric	
	339374X1	2	Lock Washer	
	339169X1	2	Nut Metric	
31	419109M1	2	Plate	
32	339208X1	3	Screw	
	339053X1	1	Bolt Metric	
	339054X1	8	Nut Metric	
33	621288M1	2	Bearing	
34	621289M2	2	Screw	
	339079X1	4	Nut	
35	1603779M1	2	Plate	
40	418385M91	1	Door	
41	339666X1	4	Screw Metric	
	390971X1	4	Washer Metric	
	339375X1	4	Lock Washer	
	339030X1	4	Nut Metric	
42	339374X1	6	Lock Washer	
	339169X1	6	Nut Metric	
43	401864M1	1	Bridle	
44	418490M1	2	Plate	
45	1720478M1	1	Pin	
46	609638M91	1	Gate	
47	418444M1	4	Pin	

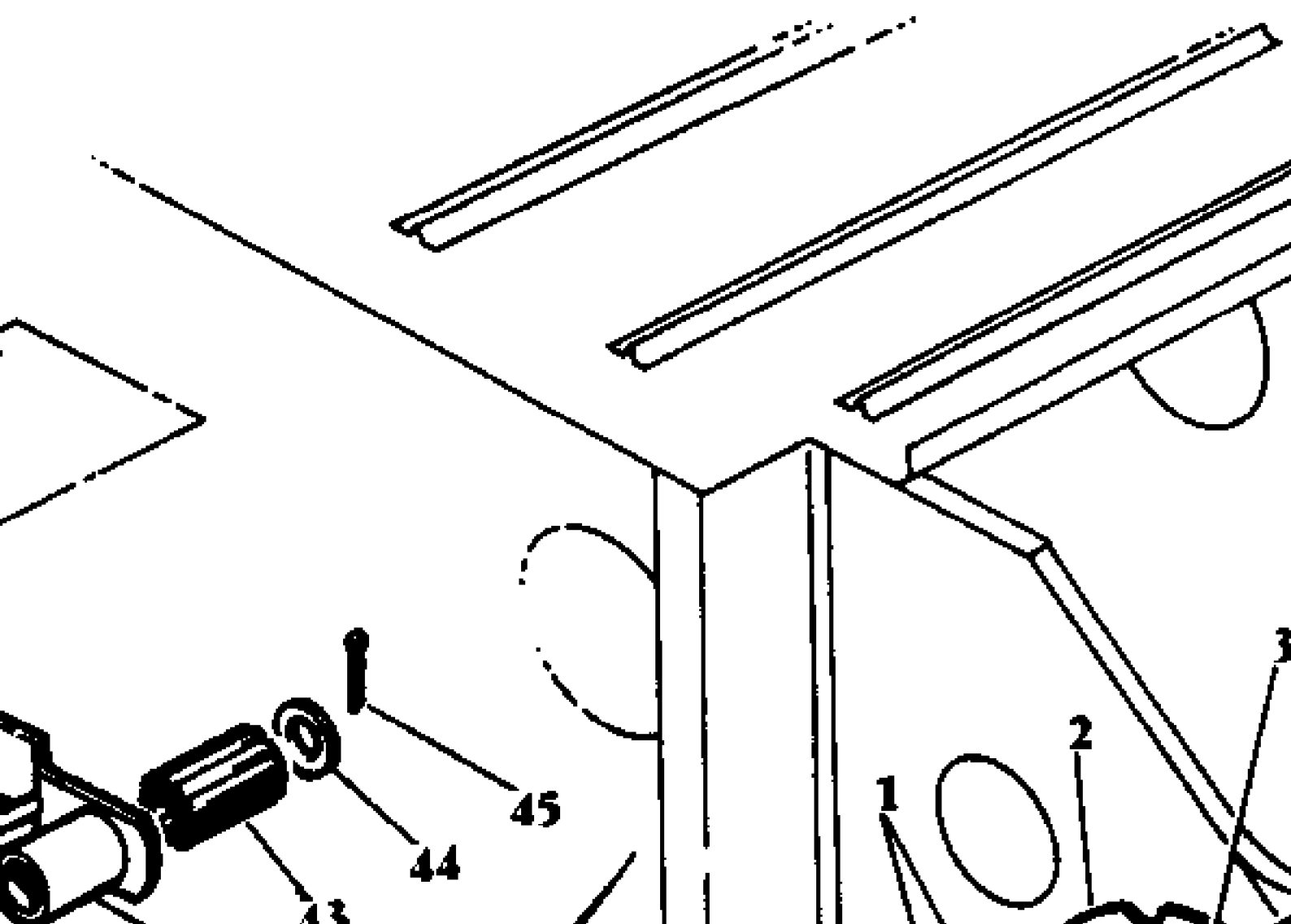
(A)
STANDARD
(B)

BATI (PARTIES MOBILES)

MASCHINENGEHAUSE (ROTIERENDE TEIL)

CAMARA DE TRILLA (PARTIDO MOVIL)

MACHINE HOUSING (ROTATING COMPONENTS)



AGCO Corporation
Parts List Report

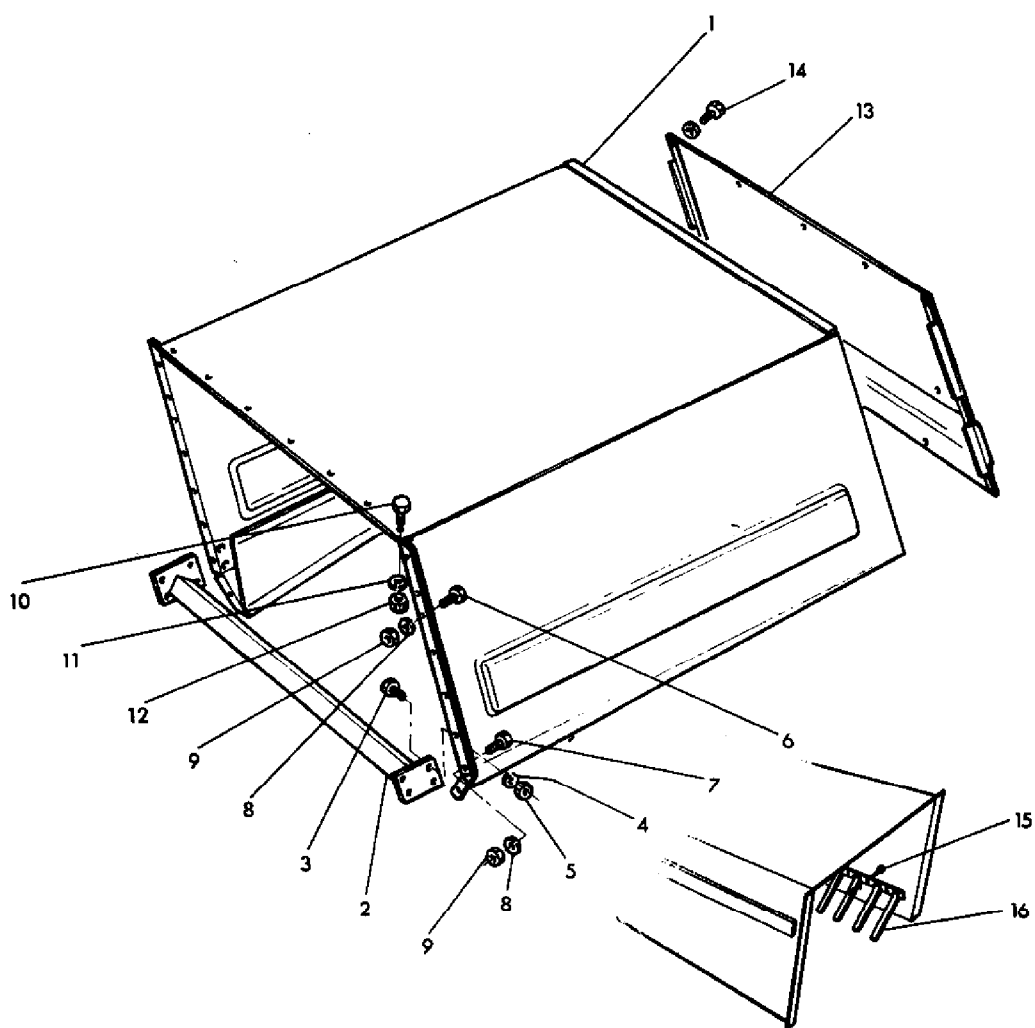
Massey Ferguson (Europe)
MF 506 COMBINE

Page 127 - MACHINE HOUSING (ROTATING COMPONENTS)

Item	Part Number	Qty	Part Description	Comments
1	339374X1	8	Lock Washer	
	339169X1	8	Nut Metric	
2	418392M91	1	Plate	
3	339299X1	2	Screw Metric	
	339369X1	2	Lock Washer	
4	621582M93	1	Reinforcement	
5	339401X1	2	Screw Metric	
	339376X1	2	Lock Washer	
	339402X1	2	Nut Metric	
6	339761X1	2	Screw Metric	
	339024X1	2	Washer Metric	
	339374X1	2	Lock Washer	
	339169X1	2	Nut Metric	
7	339123X1	2	Screw Metric	
	339024X1	2	Washer Metric	
	339374X1	2	Lock Washer	
	339169X1	2	Nut Metric	
8	1720535M92	1	Support	
9	404854M93	1	Tensioner	
10	390647X1	1	Bolt Metric	
11	339072X1	1	Washer	
12	390670X1	X	Washer Metric	04"
	390672X1	X	Washer Metric	08"
13	404737M3	1	Bush	
14	339657X1	1	Circlip	
15	339932X1	1	Bearing Assy	
16	391158X1	1	Washer Metric	
17	339376X1	1	Lock Washer	
18	339402X1	1	Nut Metric	
19	339537X1	1	Nut	
20	404726M91	1	Sprocket	Number of Teeth/Splines: 10
21	1720376M94	1	Tensioner	
22	339401X1	2	Screw Metric	
	339025X1	2	Washer Metric	
	339376X1	2	Lock Washer	
	339402X1	2	Nut Metric	
23	339761X1	2	Screw Metric	
	339024X1	2	Washer Metric	
	339374X1	2	Lock Washer	

	339169X1	1	Nut Metric
24	1720380M93	1	Bearer
25	621581M91	1	Lever
26	1720386M1	1	Shaft
27	339307X1	2	Roll Pin
	339349X1	2	Pin
28	418431M1	1	Bearing
29	1720378M1	1	Spring
30	1720379M1	1	Quadrant
31	339377X1	1	Lock Washer
32	339034X1	1	Nut Metric
33	621579M91	1	Pulley
34	208230M1	1	Ring
35	22258X	1	Bearing Assy
36	353774X1	1	Washer
37	213736M1	1	Pulley
38	353433X1	1	Lock Washer
39	353429X1	1	Nut Unf
40	1720486M91	1	Sector
41	1720485M2	1	Spring
42	621580M91	1	Lever
43	418431M1	1	Bearing
44	391393X1	1	Washer Metric
45	391371X1	1	Pin
46	621579M91	1	Pulley
47	354429X1	1	Bolt Unf
48	353433X1	1	Lock Washer
49	353774X1	1	Washer
50	213736M1	1	Pulley
51	22258X	1	Bearing Assy
52	208230M1	1	Ring
53	1720306M91	1	Bearer
54	339123M1	3	Bolt
	339024X1	3	Washer Metric
	339374X1	3	Lock Washer
	339169X1	3	Nut Metric
55	1720441M93	1	Tensioner

HOTTE ARRIERE
ABSCHLUSSHAUBE
CAPOT
HOOD



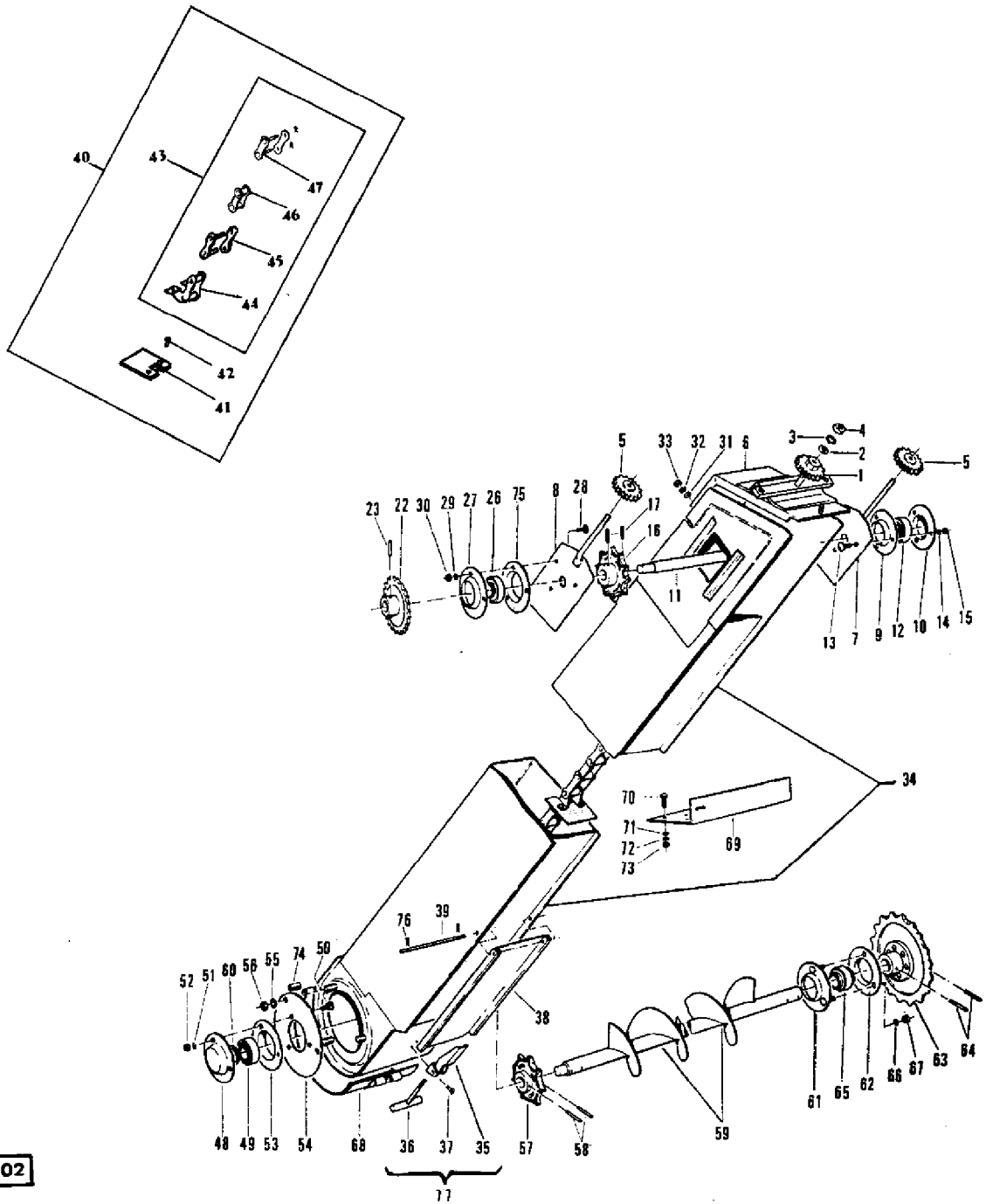
75.67

AGCO Corporation
Parts List Report

Massey Ferguson (Europe)
MF 506 COMBINE
Page 131 - HOOD

Item	Part Number	Qty	Part Description	Comments
1	1603795M93	1	Hood	
2	1720515M91	1	Transverse	
3	339123X1	8	Screw Metric	
4	339374X1	8	Lock Washer	
5	339169X1	8	Nut Metric	
6	339123X1	11	Screw Metric	
7	339761X1	5	Screw Metric	
8	339374X1	16	Lock Washer	
9	339169X1	16	Nut Metric	
10	339124X1	7	Screw Metric	
11	339374X1	7	Lock Washer	
12	339169X1	7	Nut Metric	
13	1603804M91	1	Cover	
14	339124X1	12	Screw Metric	
	390972X1	12	Washer Metric	
				DEFLECTOR
15	339560X1	3	Screw Metric	
	391130X1	3	Washer	
	339030X1	3	Nut Metric	
16	621649M91	1	Deflector	

ELEVATEUR A GRAINS
 KORNERLEVATOR
 ELEVADOR DEL GRANO
 GRAIN ELEVATOR



75-102

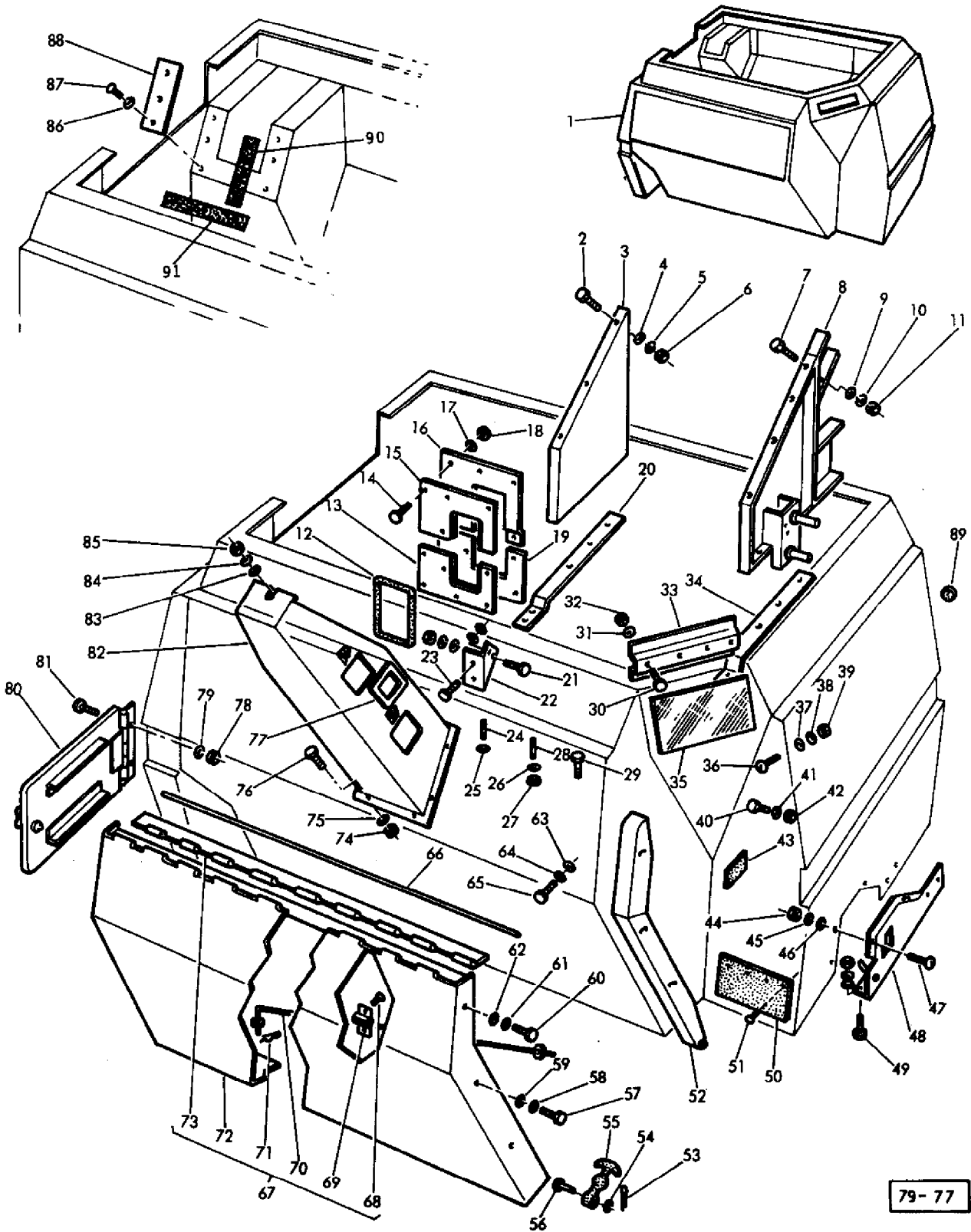
AGCO Corporation
Parts List Report

Massey Ferguson (Europe)
MF 506 COMBINE
Page 132 - GRAIN ELEVATOR

Item	Part Number	Qty	Part Description	Comments
1	1720646M1	1	Sprocket	Number of Teeth/Splines: 20
2	339026X1	1	Washer Metric	
3	339369X1	1	Lock Washer	
4	339054X1	1	Nut Metric	
5	417886M1	2	Sprocket	Number of Teeth/Splines: 15
6	1722187M91	1	Plate	
7	1722218M91	1	Plate	
8	1722219M91	1	Plate	
9	417896M1	1	Flange	
10	417897M1	1	Flange	
11	1720558M1	1	Shaft	
12	417899M1	1	Bearing	
13	339247X1	3	Bolt	
14	339374X1	3	Lock Washer	
15	339169X1	3	Nut Metric	
16	414308M1	1	Sprocket	Number of Teeth/Splines: 8
17	339052X1	2	Strip	
22	1722306M91	1	Sprocket	Number of Teeth/Splines: 21
23	339783X1	2	Pin	
26	658087M1	1	Bearing	
27	417904M1	1	Flange	
28	339247X1	3	Bolt	
29	339374X1	3	Lock Washer	
30	330169X1	3	Nut	
31	339056X1	1	Washer Metric	
32	339374X1	1	Lock Washer	
33	339169X1	1	Nut Metric	
34	1722189M91	1	Elevator	
35		1		Not Serviced, Order 77
36	417472M91	1	Knotter Hook	
37		2		Not Serviced, Order 77
38	1720642M1	1	Door	
39	1721649M1	1	Clevis Pin	
40	1722208M91	2	Chain	
41	1720644M1	33	Plate	
	1720645M1	33	Plate	
42	1441477X1	66	Rivet	
43	1722209M91	1	Chain	
44	329177M91	33	Link	

45	329195M91	64	Link	
46	339176M91	32	Link	
47	329797M91	1	Connecting Link	
48	416687M1	1	Flange	
49	416690M1	1	Bearing	
50	339170X1	3	Screw	
51	339374X1	3	Lock Washer	
52	339169X1	3	Nut Metric	
53	416688M1	1	Flange	
54	417913M1	1	Plate	
55	339374X1	3	Lock Washer	
56	339169X1	3	Nut Metric	
57	414462M1	1	Sprocket	Number of Teeth/Splines: 8
58	339052X1	2	Strip	
59	621291M91	1	Auger	
60	1440475X1	1	Circlip	
61	419143M91	1	Flange	
62	412261M1	1	Ring	
63	413411M91	1	Sprocket	Number of Teeth/Splines: 19
64	339052X1	2	Strip	
65	412260M1	1	Bearing Assy	
66	339374X1	3	Lock Washer	
67	339169X1	3	Nut Metric	
68	1720651M91	1	Door	
69	1720559M1	1	Anglepiece	
70	390379X1	4	Bolt Metric	
71	339024X1	4	Washer Metric	
72	339374X1	4	Lock Washer	
73	339169X1	4	Nut Metric	
74	320617M1	2	Sleeve	
75	417904M1	1	Flange	
76	339087X1	2	Pin	
77	417461M91	1	Fastener	

RESERVOIR A GRAINS
 KORNTANK
 TANQUE DEL GRANO
 GRAIN TANK



79-77

AGCO Corporation
Parts List Report

Massey Ferguson (Europe)
MF 506 COMBINE
Page 136 - GRAIN TANK

Item	Part Number	Qty	Part Description	Comments
1	1603965M95	1	Reservoir	
2	339123X1	2	Screw Metric	
3	1720952M4	1	Bearer	Right Hand
4	391166X1	6	Washer Metric	
5	339374X1	6	Lock Washer	
6	339169X1	6	Nut Metric	
7	390379X1	5	Bolt Metric	
8	1603984M91	1	Bearer	Left Hand
	1604214M1	1	Shim	
9	391166X1	6	Washer Metric	
10	339374X1	6	Lock Washer	
11	339169X1	6	Nut Metric	
12	1722399M1	1	Seal	
13	1722402M1	1	Shield	
14	339761X1	10	Screw Metric	
15	1722400M1	1	Shield	
16	1722401M1	1	Cover	
17	339374X1	10	Lock Washer	
18	339169X1	10	Nut Metric	
19	1722403M1	1	Cover	
20	916505M1	1	Plate	Right Hand
21	339123X1	1	Screw Metric	
	390972X1	2	Washer Metric	
	339374X1	1	Lock Washer	
	339169X1	1	Nut Metric	
22	1603214M1	1	Gusset	
23	390379X1	2	Bolt Metric	
	339024X1	2	Washer Metric	
	339374X1	2	Lock Washer	
24	391005X1	2	Stud	
25	339376X1	2	Lock Washer	
26	391158X1	8	Washer Metric	
27	339402X1	10	Nut Metric	
28	391005X1	8	Stud	
29	339761X1	8	Screw Metric	
30	391074X1	4	Screw Metric	
31	339375X1	4	Lock Washer	
32	339030X1	4	Nut Metric	
33	1604062M1	1	Slipper	

34	916504M1	1	Plate	Left Hand
35	1604061M1	1	Plate	
36	339170X1	4	Screw	
37	339697X1	4	Washer	
38	339374X1	4	Lock Washer	
39	339169X1	4	Nut Metric	
40	339124X1	6	Screw Metric	
41	339374X1	6	Lock Washer	
42	339169X1	6	Nut Metric	
43	621945M1	1	Protector	
44	339169X1	5	Nut Metric	
45	339374X1	5	Lock Washer	
46	339697X1	5	Washer	
47	339247X1	5	Bolt	
48	905543M91	1	Door	
49	339560X1	1	Screw Metric	
	390971X1	2	Washer Metric	
	339375X1	1	Lock Washer	
	339030X1	1	Nut Metric	
50	1604572M1	1	Gasket	
51	338696X1	4	Screw	
52	1629081M1	1	Band	
53	390147X1	1	Pin	
54	390146X1	1	Washer Metric	
55	403657M1	1	Fastener	
56	403660M1	1	Pin	
57	339228X1	2	Screw Metric	
58	339024X1	2	Washer Metric	
59	339374X1	2	Lock Washer	
60	339124X1	1	Screw Metric	
61	339024X1	1	Washer Metric	
62	339374X1	1	Lock Washer	
63	339374X1	7	Lock Washer	
64	339024X1	7	Washer Metric	
65	339124X1	7	Screw Metric	
66	905382M1	1	Clevis Pin	
67	1604585M91	1	Bonnet	
68	338604X1	2	Rivet	
69	619513M1	1	Pliers	
70	1603347M91	1	Stem	
71	390446X1	1	Pin	
72		1		Not Serviced, Order 67
73	905381M1	1	Hinge	
74	339169X1	6	Nut Metric	
75	339374X1	8	Lock Washer	
76	339124X1	8	Screw Metric	

77	321756M1	2	Trap	
78	339169X1	2	Nut Metric	
79	339374X1	2	Lock Washer	
80	905593M92	1	Door	(A)
	1628147M91	1	Gate	(B)
81	339124X1	2	Screw Metric	
82	1722404M92	1	Chute	
83	339609X1	1	Washer	
84	339374X1	1	Lock Washer	
85	339169X1	1	Nut Metric	
86	390468X1	9	Washer Metric	
87	338969X1	9	Rivet	
88	1722465M2	2	Pad	
89	793115M1	1	Plug	
90	1722475M1	2	Gasket	
91	1722476M1	1	Gasket	

(A)

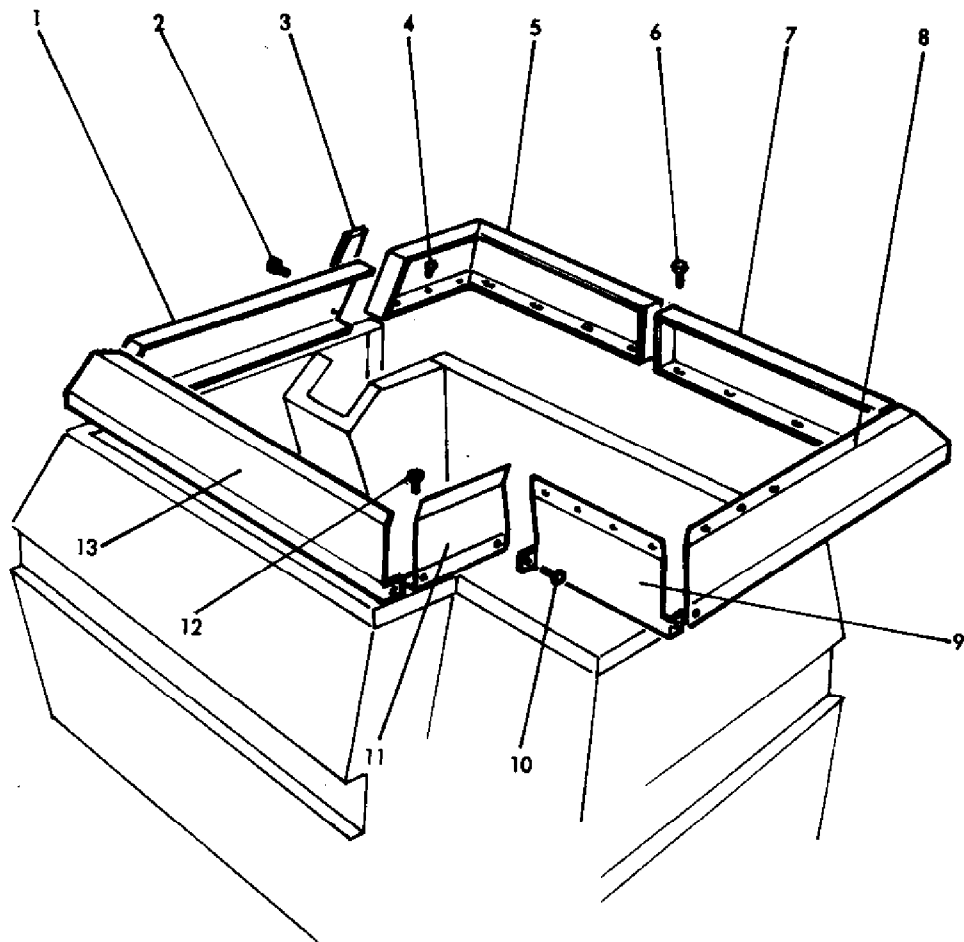
Up to Serial or Engine Number G1918999

(B)

From Serial or Engine Number G1919000

139A

REHAUSSES
HALTER
CHAPAS DEL TANQUE DE CRANO
PLATE



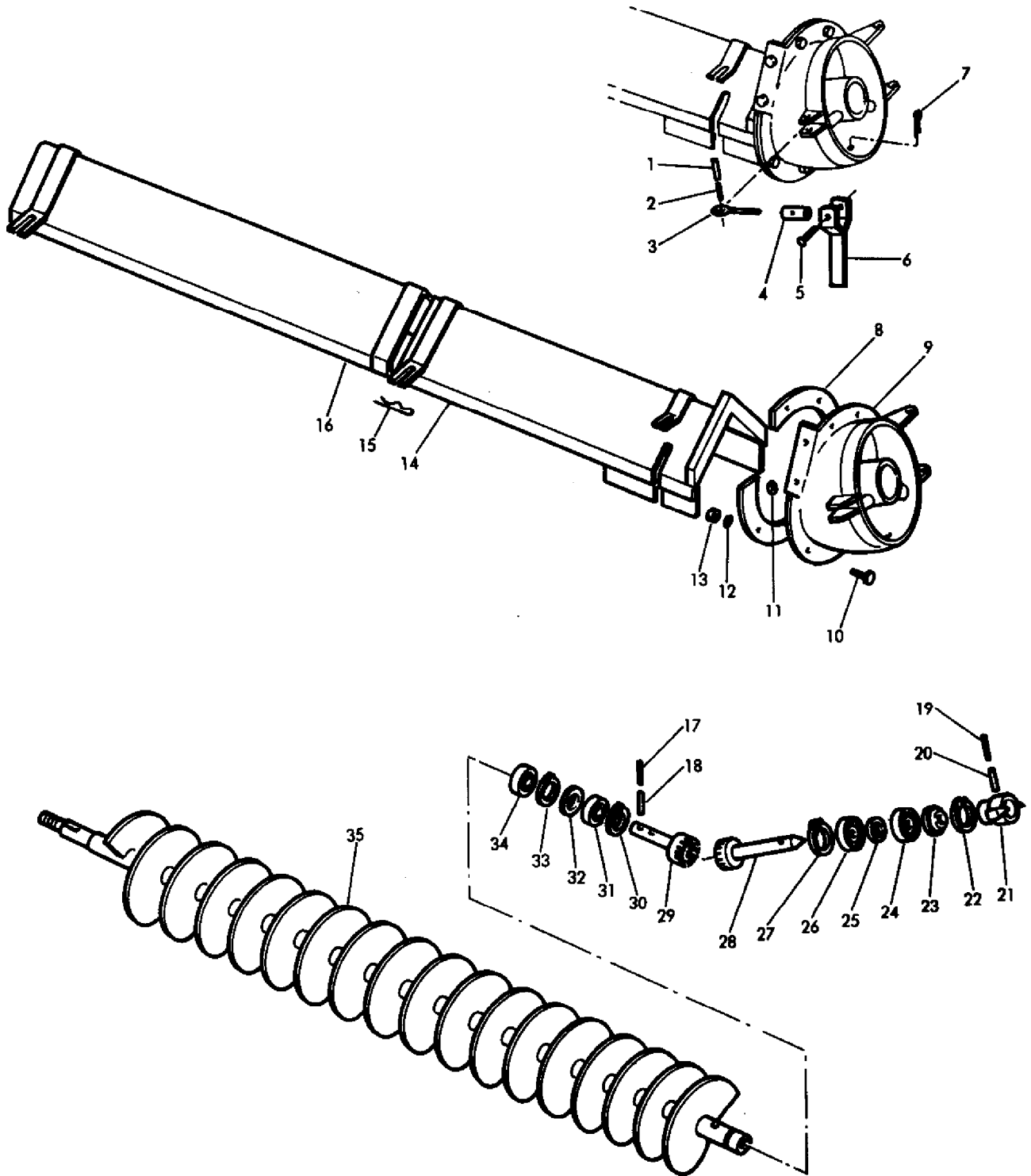
79-78

AGCO Corporation
Parts List Report

Massey Ferguson (Europe)
MF 506 COMBINE
Page 139A - PLATE

Item	Part Number	Qty	Part Description	Comments
1	1721919M1	1	Panel	
2	391074X1	2	Screw Metric	
	339692X1	2	Washer	
	339375X1	2	Lock Washer	
	339030X1	2	Nut Metric	
3	621488M1	1	Gasket	
4	338969X1	3	Rivet	
	390468X1	3	Washer Metric	
5	1721883M2	1	Panel	
6	339124X1	26	Screw Metric	
	391166X1	26	Washer Metric	
	339374X1	26	Lock Washer	
	339169X1	26	Nut Metric	
7	1721882M1	1	Panel	
8	1721921M1	1	Panel	
9	1721885M1	1	Panel	
10	390903X1	4	Screw Metric	
	339375X1	4	Lock Washer	
	339030X1	4	Nut Metric	
11	1721920M2	1	Extension	
12	391074X1	9	Screw Metric	
	390903X1	3	Screw Metric	
	339375X1	12	Lock Washer	
	339030X1	12	Nut Metric	
13	1721918M1	1	Panel	

VIS DE DECHARGE
 UNTERE SCHNECKE
 SINFIN INFERIOR
 AUGER LOWER



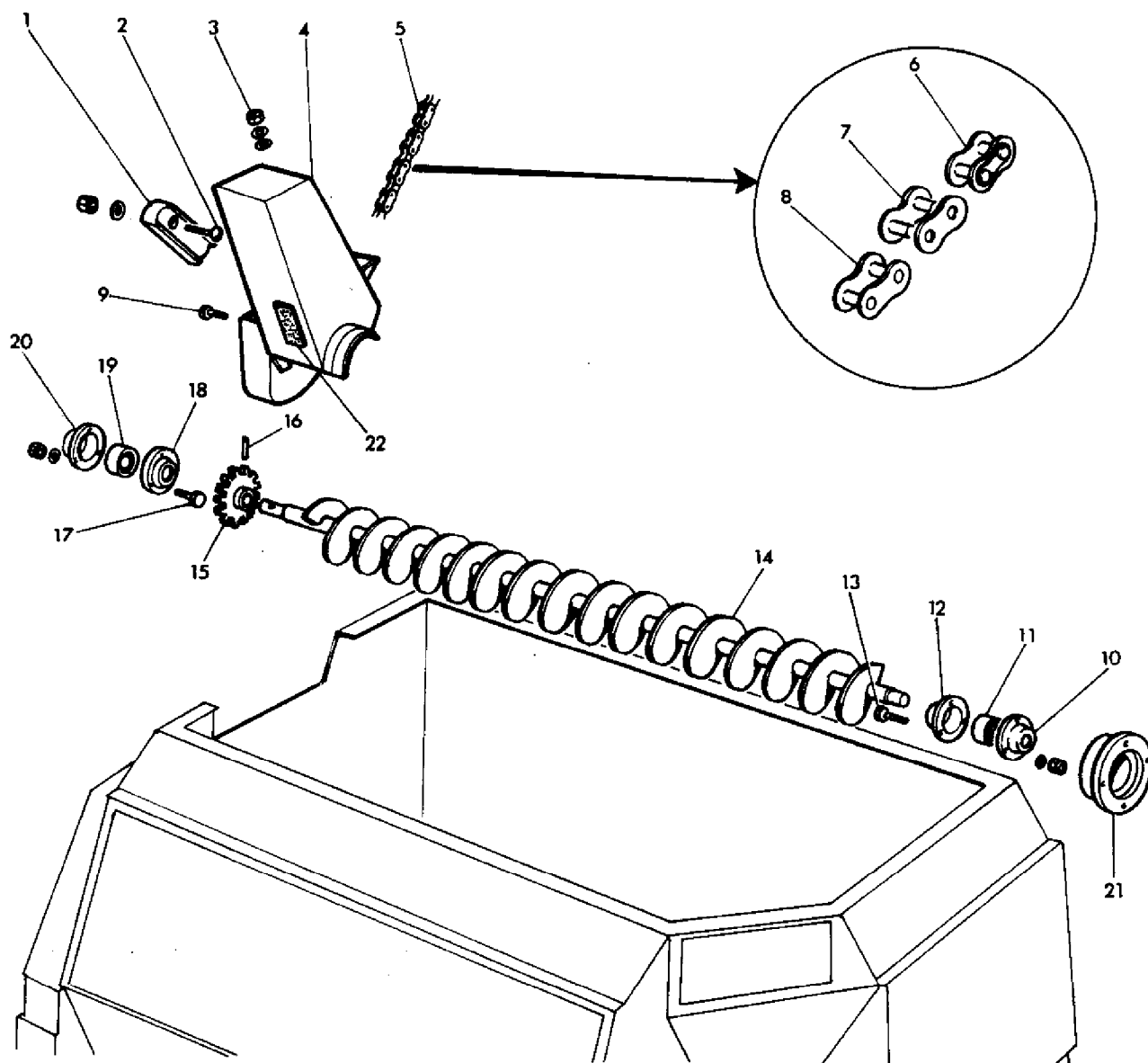
77-341

AGCO Corporation
Parts List Report

Massey Ferguson (Europe)
MF 506 COMBINE
Page 140 - AUGER LOWER

Item	Part Number	Qty	Part Description	Comments
1	1440999X1	1	Pin	8 X 36
2	391018X1	1	Pin	5 X 36
3	339538X1	1	Bolt Metric	
4	324581M1	1	Bush	
5	390704X1	1	Rivet	
6	324579M92	1	Handle	
7	1442854X1	1	Pin	
8	418787M1	X	Quadrant	
9	418744M1	1	Housing	
10	339337X1	7	Screw Metric	
	360037X1	1	Clamp	
11	339024X1	2	Washer Metric	
12	339374X1	7	Lock Washer	
13	339169X1	7	Nut Metric	
14	609917M91	1	Plate	Left Hand
15	324610M1	6	Pin	
16	418749M91	1	Plate	Right Hand
17	391018X1	2	Pin	5 X 36
18	1440999X1	2	Pin	8 X 36
19	339304X1	1	Pin	5 X 40
20	339055X1	1	Pin	8 X 40
21	418743M91	1	Ring	
22	1440479X1	1	Circlip	
23	402896M1	1	Ring	
24	339583X1	1	Bearing Assy	
25	391353X1	1	Washer Metric	
26	339583X1	1	Bearing Assy	
27	390386X1	1	Circlip	
28	1722079M1	1	Gear	
29	916375M1	1	Pinion	
30	390386X1	1	Circlip	
31	339583X1	1	Bearing Assy	
32	390580X1	1	Screw Metric	
33	1440479X1	1	Circlip	
34	412982M1	1	Cap	
35	916365M92	1	Screw	

VIS DE REPARTITION
VERTEILERSCHNECKE
SINFIN DISTRIBUTOR
AUGER DIVIDER



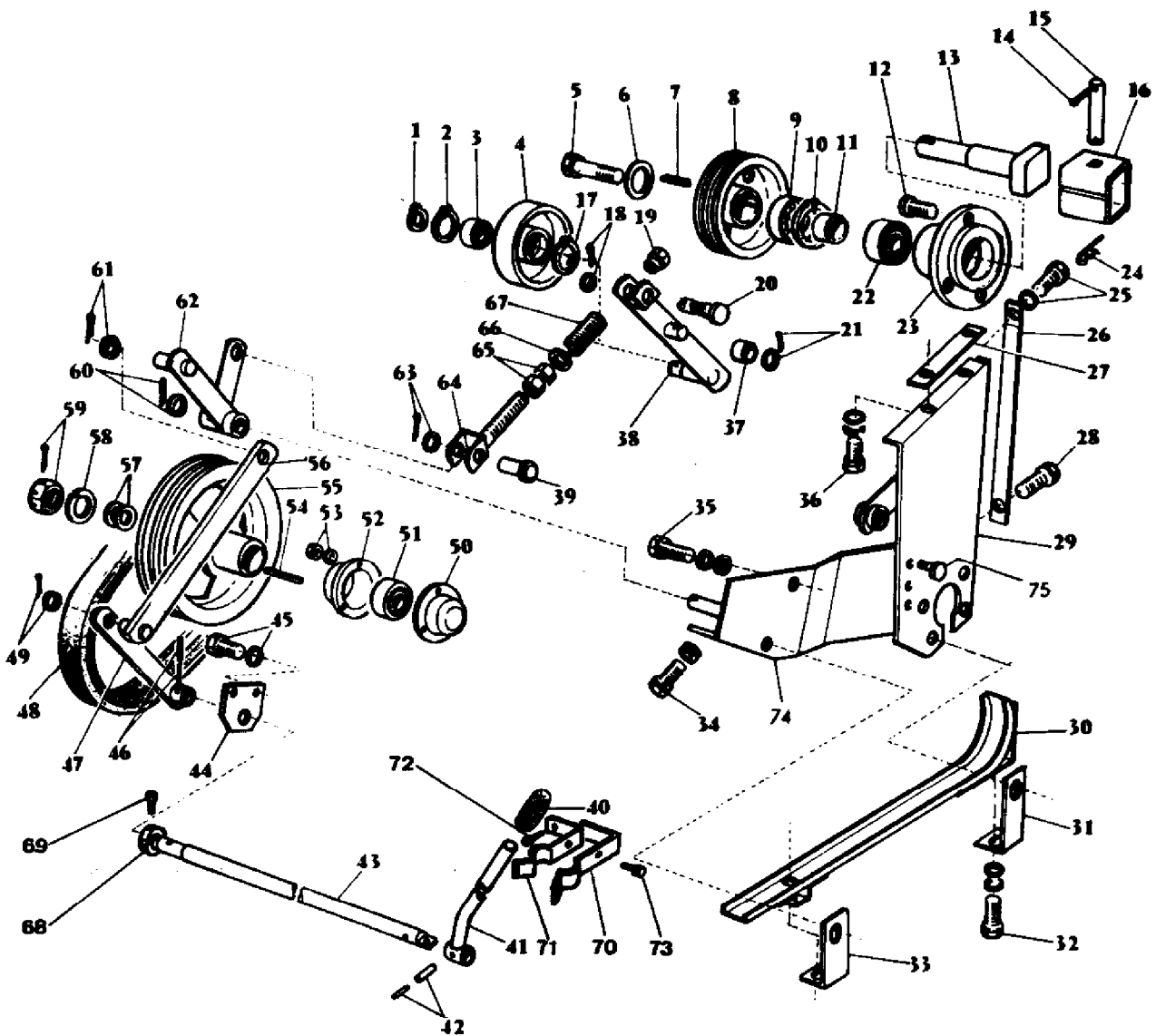
76-136

AGCO Corporation
Parts List Report

Massey Ferguson (Europe)
MF 506 COMBINE
Page 143 - AUGER DIVIDER

Item	Part Number	Qty	Part Description	Comments
1	1720911M1	1	Tensioner	
2	390653X1	1	Bolt Metric	
	390652X1	1	Washer Metric	
	339169X1	2	Nut Metric	
3	339169X1	1	Nut Metric	
	339374X1	1	Lock Washer	
	339024X1	1	Washer Metric	
4	621486M91	1	Housing	
5	1722398M91	1	Chain	
6	329206M91	1	Link	
7	329203M91	34	Link	
8	329202M91	35	Link	
9	390379X1	4	Bolt Metric	
	339374X1	8	Lock Washer	
	339169X1	8	Nut Metric	
10	416687M1	1	Flange	
11	416690M1	1	Bearing	
12	416688M1	1	Flange	
13	339170X1	3	Screw	
	339374X1	3	Lock Washer	
	339169X1	3	Nut Metric	
14	1720909M91	1	Auger	
15	403508M91	1	Sprocket	Number of Teeth/Splines: 21
16	339783X1	1	Pin	
17	339170X1	3	Screw	
	339374X1	3	Lock Washer	
	339169X1	3	Nut Metric	
18	417904M1	1	Flange	
19	658087M1	1	Bearing	
20	417904M1	1	Flange	
21	1722293M1	1	Cover	
22	621488M1	1	Gasket	

COMMANDE DE DECHARGEUR
 KORNTANKENTLEERUNGSANTRIEB
 MANDO DE DESCARGA DEL TANQUE
 DRIVING SHAFT FOR TANK UNLOADING



76-137

AGCO Corporation
Parts List Report

Massey Ferguson (Europe)

MF 506 COMBINE

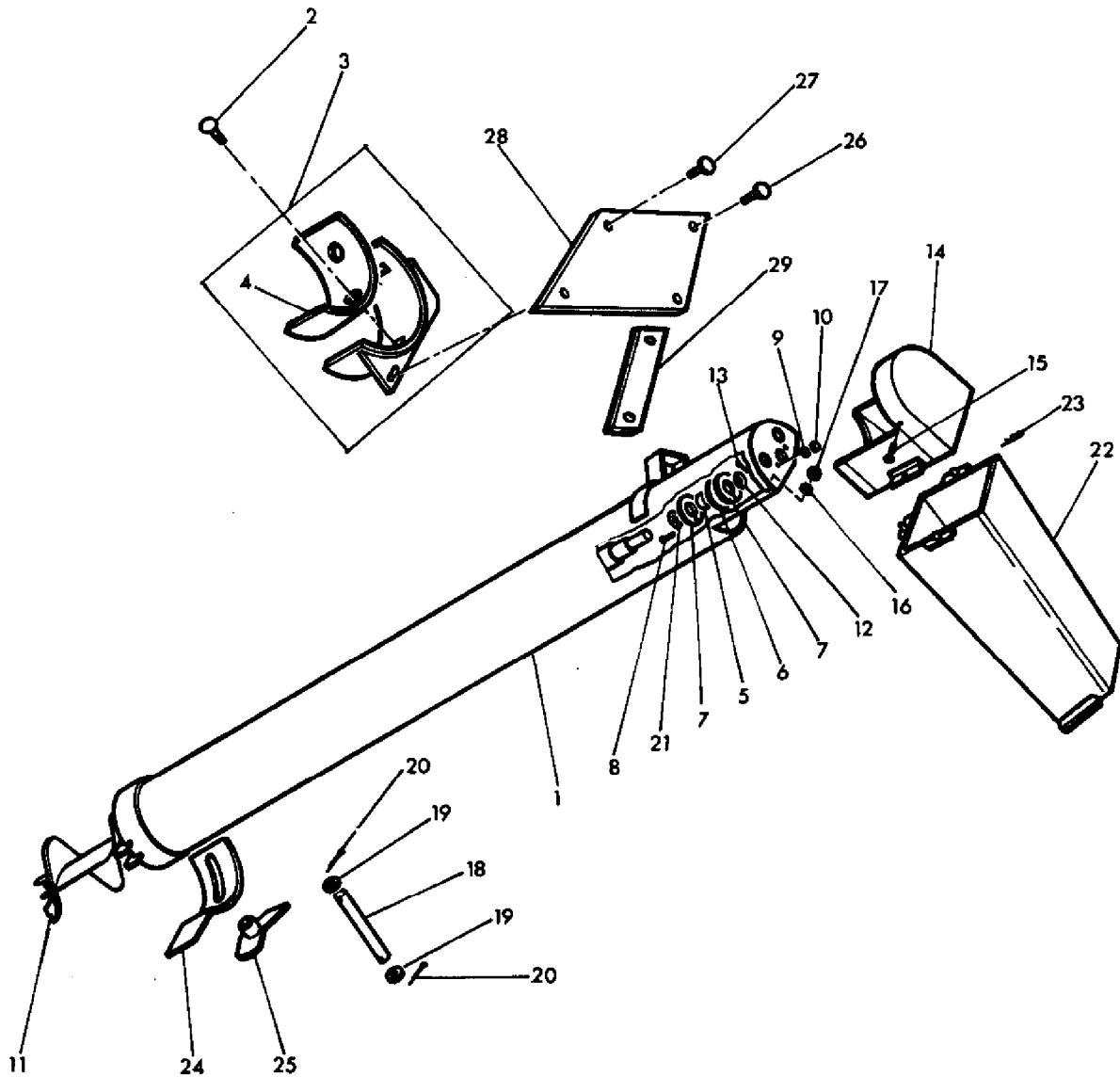
Page 144 - DRIVING SHAFT FOR TANK UNLOADING

Item	Part Number	Qty	Part Description	Comments
1	1440476X1	1	Circlip	
2	339126X1	1	Circlip	
3	339251X1	1	Bearing Ball	
4	916315M2	1	Pulley	
5	390580X1	1	Screw Metric	
6	339768X1	1	Washer Metric	
7	339841X1	1	Key Door	
8	916291M2	1	Pulley	
9	339583X1	1	Bearing Assy	
10	1440479X1	1	Circlip	
11	916422M1	1	Spacer	
12	339299X1	3	Screw Metric	
	391375X1	1	Screw Metric	
	390735X1	1	Washer Metric	
	339369X1	4	Lock Washer	
	339054X1	4	Nut Metric	
13	916289M3	1	Shaft	
14	354078X1	1	Pin	
15	249675M2	1	Shaft	
16	249683M91	1	Sleeve	
17	339126X1	1	Circlip	
18	391382X1	3	Washer Metric	
	339133X1	1	Pin	
19	1440329X1	1	Locknut	
20	916313M1	1	Pin	
21	390975X1	1	Washer Metric	
	339133X1	1	Pin	
22	339583X1	1	Bearing Assy	
23	916290M1	1	Hub	
24	1753018M1	1	Pin	
25	339123X1	1	Screw Metric	
	339374X1	1	Lock Washer	
26	418197M1	1	Bracket	
27	621819M1	1	Shim	04"
	609995M1	X	Shim	024"
28	339123X1	1	Screw Metric	
	339024X1	1	Washer Metric	
	339374X1	1	Lock Washer	
	339169X1	1	Nut Metric	

29	1628582M91	1	Bearer
30	1603028M91	1	Cowl
31	1603031M1	1	Strap
32	339124X1	2	Screw Metric
	339374X1	2	Lock Washer
	390972X1	2	Washer Metric
33	1603032M1	1	Strap
34	339761X1	1	Screw Metric
	1442029X1	1	Nut Metric
35	339123X1	2	Screw Metric
	339609X1	2	Washer
	339374X1	2	Lock Washer
36	339081X1	2	Screw Metric
	339376X1	2	Lock Washer
	391381X1	2	Washer Metric
37	916314M1	1	Bush
38	916309M91	1	Bearer
39	391169X1	1	Pin
40	402910M1	1	Handle
41	1603041M92	1	Lever
42	339071X1	1	Pin
	1440911X1	1	Pin
43	1720443M1	1	Shaft
44	916306M1	1	Strap
45	339123X1	2	Screw Metric
	339374X1	2	Lock Washer
	1440921X1	2	Washer Metric
46	339071X1	1	Pin
	1440911X1	1	Pin
47	916307M91	1	Lever
48	905980M1	1	Belt
49	390973X1	1	Washer Metric
	391405X1	1	Pin
50	832524M1	1	Flange
51	415331M1	1	Bearing
52	831834M1	1	Flange
53	339169X1	3	Nut Metric
	339374X1	3	Lock Washer
54	339441X1	1	Key Parallel
55	916301M2	1	Pulley
56	916303M91	1	Conrod
57	1628588M1	X	Washer
	1628589M1	X	Washer
58	339378X1	1	Lock Washer
59	339480X1	1	Nut
	391423X1	1	Pin

60	390973X1	1	Washer Metric	
	391405X1	1	Pin	
61	390973X1	1	Washer Metric	
	391405X1	1	Pin	
62	916295M91	1	Rod	
63	1440282X1	1	Washer Metric	
	391405X1	1	Pin	
64	916292M91	1	Clevis	
65	339433X1	2	Nut Metric	
66	390734X1	1	Washer Metric	
67	408508M1	1	Spring	
68	1440916X1	1	Collar	
69	1440914X1	1	Screw Metric	
70	418755M1	1	Spring	Left Hand
71	418756M1	1	Spring	Right Hand
72	339560X1	2	Screw Metric	
	339375X1	2	Lock Washer	
	339030X1	2	Nut Metric	
73	391074X1	1	Screw Metric	
	339375X1	1	Lock Washer	
	339030X1	1	Nut Metric	
74	1628583M91	1	Bearer	
75	390809X1	3	Bolt Metric	
	390734X1	3	Washer Metric	
	339376X1	3	Lock Washer	
	339402X1	3	Nut Metric	

DECHARGEUR A GRAINS
 AUSLAUFRHOR
 TUBO DE DESCARGA
 UNLOADER PIPE



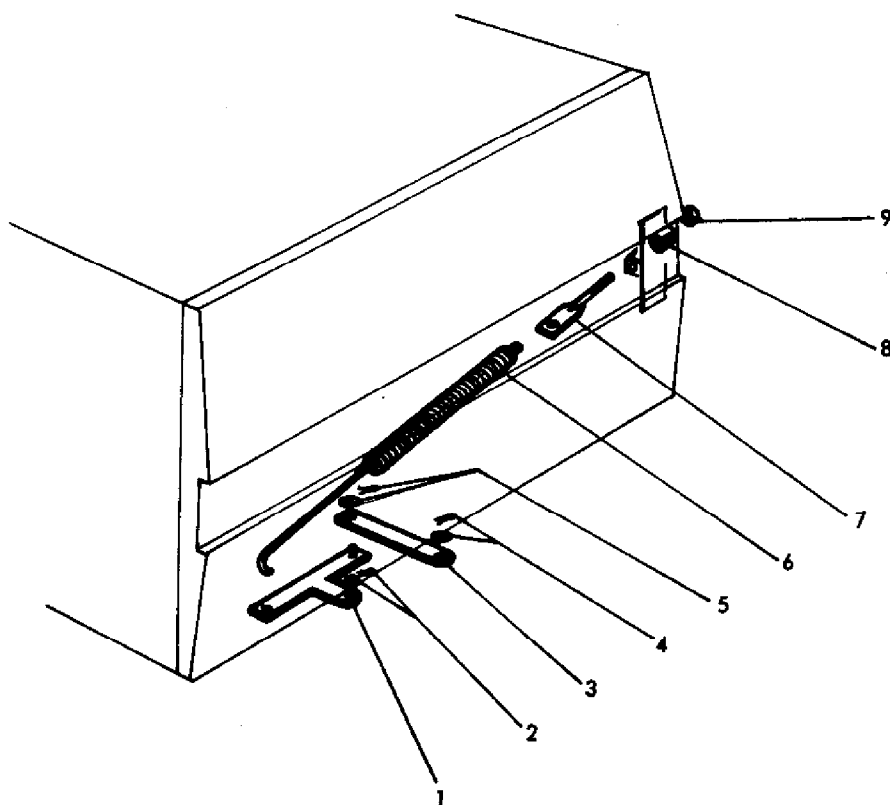
75-107

AGCO Corporation
Parts List Report

Massey Ferguson (Europe)
MF 506 COMBINE
Page 148 - UNLOADER PIPE

Item	Part Number	Qty	Part Description	Comments
1	905605M91	1	Pipe	
2	390653X1	1	Bolt Metric	
	1441461X1	1	Nut Metric	
3	905596M91	1	Bearer	
4	905599M1	1	Shock Absorber	
5	415955M1	1	Bearing	
6	323591M1	1	Spacer	
7	323592M1	2	Flange	
8	339666X1	3	Screw Metric	
9	339375X1	3	Lock Washer	
10	339030X1	3	Nut Metric	
11	1721650M92	1	Auger	
12	1604873M1	1	Bush	
13	391018X1	1	Pin	
14	418033M91	1	Channel	
15	339081X1	3	Screw Metric	
16	339376X1	3	Lock Washer	
17	339402X1	2	Nut Metric	
18	1440878X1	1	Pin	
19	339763X1	X	Washer	
20	339076X1	2	Pin	
21	418043M1	1	Washer	
22	1721656M91	1	Spout	
23	410366M1	3	Pin	
24	905612M1	1	Strap	
25	905613M92	1	Lever	
26	339337X1	2	Screw Metric	
	390972X1	2	Washer Metric	
	339374X1	2	Lock Washer	
	339169X1	2	Nut Metric	
27	339814X1	2	Screw Metric	
	339025X1	4	Washer Metric	
	339376X1	2	Lock Washer	
	339402X1	2	Nut Metric	
28	905600M1	1	Strap	
29	418296M1	2	Shim	

EQUILIBRAGE BUSE DE DECHARGE
GLEICHGEWICHTAUSLAUFROHR
EQUILIBRIO DE TUBO DE DESCARGA
BALANCE UNLOADER PIPE



79-79

AGCO Corporation
Parts List Report

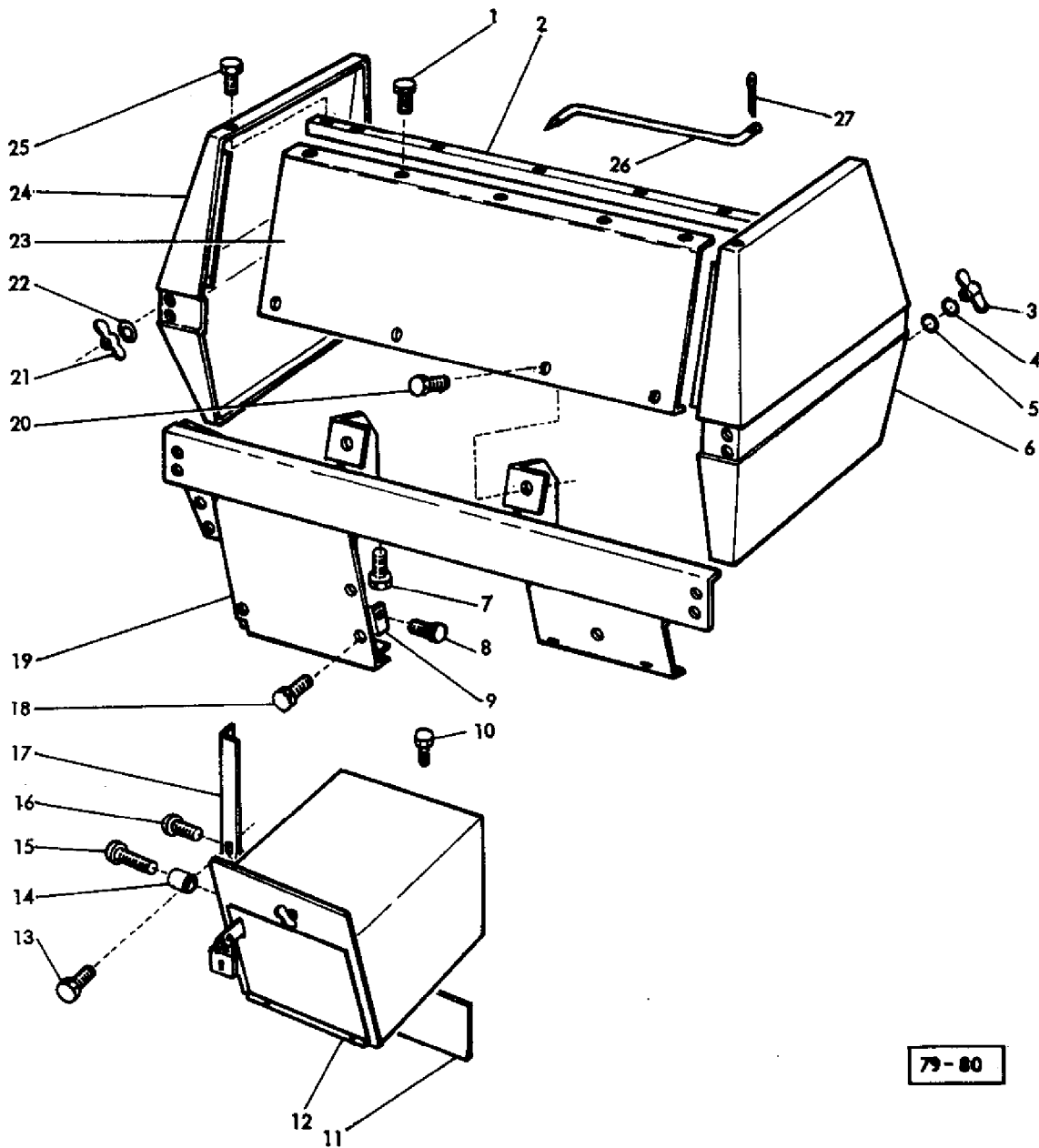
Massey Ferguson (Europe)

MF 506 COMBINE

Page 151 - BALANCE UNLOADER PIPE

Item	Part Number	Qty	Part Description	Comments
1	905548M91	1	Lever	
2	390448X1	1	Pin	
	1441664X1	1	Washer Metric	
3	905552M1	1	Rod Link	
4	390735X1	1	Washer Metric	
	1442034X1	1	Pin	
5	390735X1	1	Washer Metric	
	1442034X1	1	Pin	
6	905553M1	1	Spring	
7	905557M1	1	Stem	
8	905558M1	1	Spacer	
9	339079X1	2	Nut	

CAPOT MOTEUR
 MOTOR-DECKEL
 CAPO DEL MOTOR
 ENGINE COVER ARRANGEMENT



79-80

AGCO Corporation
Parts List Report

Massey Ferguson (Europe)

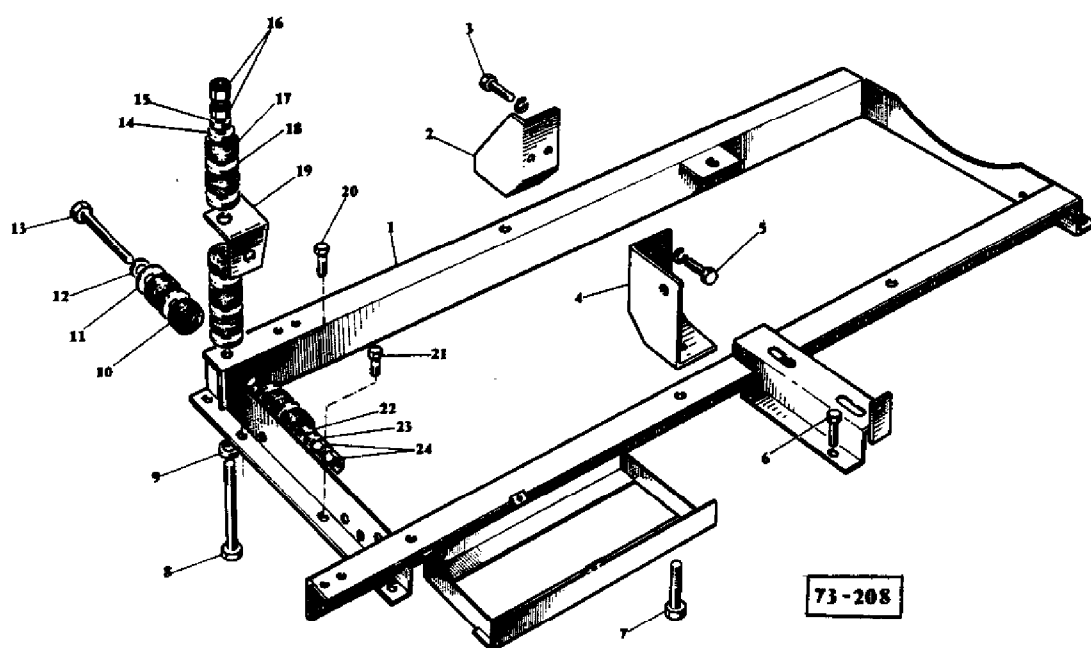
MF 506 COMBINE

Page 152 - ENGINE COVER ARRANGEMENT

Item	Part Number	Qty	Part Description	Comments
1	339761X1	5	Screw Metric	
	339024X1	5	Washer Metric	
	339374X1	5	Lock Washer	
	339169X1	5	Nut Metric	
2	1604952M93	1	Bracket	
3	339761X1	8	Screw Metric	
	339106X1	8	Nut Metric	
4	339374X1	8	Lock Washer	
5	339024X1	8	Washer Metric	
6	905713M93	1	Side	Right Hand
7	339123X1	4	Screw Metric	
	339024X1	4	Washer Metric	
	339374X1	4	Lock Washer	
	339169X1	4	Nut Metric	
8	339170X1	2	Screw	
	339697X1	2	Washer	
	339374X1	2	Lock Washer	
	339169X1	2	Nut Metric	
9	1721001M2	2	Anglepiece	
10	391074X1	2	Screw Metric	
	390971X1	2	Washer Metric	
	339375X1	2	Lock Washer	
	339030X1	2	Nut Metric	
11	1721569M92	1	Plate	
12	1721561M91	1	Boot	
	1721562M91	1	Boot	
	1721567M1	1	Gate	
	418304M1	2	Stem	
	418065M1	1	Fastener	
	786051M2	1	Cup	
	391074X1	2	Screw Metric	
	390971X1	2	Washer Metric	
	339375X1	2	Lock Washer	
	339030X1	2	Nut Metric	
	339256X1	4	Bolt Metric	
	339697X1	4	Washer	
	339374X1	4	Lock Washer	
	339169X1	4	Nut Metric	
1721573M1	4	Tube		

13	339124X1	2	Screw Metric
	339374X1	2	Lock Washer
	339169X1	2	Nut Metric
14	1721573M1	4	Tube
15	339256X1	4	Bolt Metric
	339697X1	4	Washer
	339374X1	4	Lock Washer
	339169X1	4	Nut Metric
16	339170X1	2	Screw
	339697X1	2	Washer
	339374X1	2	Lock Washer
	339169X1	2	Nut Metric
17	1721571M2	1	Anglepiece
18	339124X1	2	Screw Metric
	339374X1	2	Lock Washer
	339169X1	2	Nut Metric
19	1603694M92	1	Bearer
20	339124X1	4	Screw Metric
	339024X1	4	Washer Metric
	339374X1	4	Lock Washer
	339169X1	4	Nut Metric
21	339107X1	6	Wingbolt
22	339374X1	6	Lock Washer
23	1604048M93	1	Cowl
24	905601M93	1	Panel
25	339761X1	4	Screw Metric
	339024X1	4	Washer Metric
	339374X1	4	Lock Washer
	339169X1	4	Nut Metric
	339124X1	2	Screw Metric
26	1721088M1	1	Bar
27	339076X1	1	Pin

BATI DU MOTEUR
MOTORRAHMEN
BANCADA DEL MOTOR
FRAME ENGINE



AGCO Corporation
Parts List Report

Massey Ferguson (Europe)
MF 506 COMBINE
Page 155 - FRAME ENGINE

Item	Part Number	Qty	Part Description	Comments
1	916212M91	1	Bearer	(A)
	1604649M95	1	Bearer	(B)
2	414143M91	1	Bracket	
3	353560X1	4	Screw Unf	
	353432X1	4	Lock Washer	
4	1721671M94	1	Bearer	(A)
	1604646M92	1	Bearer	(B)
5	353560X1	4	Screw Unf	
	353432X1	4	Lock Washer	
6	390379X1	2	Bolt Metric	
	391166X1	2	Washer Metric	
	339374X1	2	Lock Washer	
	339169X1	2	Nut Metric	
7	390913X1	3	Bolt	
	413627M1	15	Bumper	
	413628M1	15	Washer	
	413629M1	6	Washer	
	390650X1	3	Washer Metric	
	339054X1	6	Nut Metric	
8	391885X1	1	Bolt Metric	
9	413629M1	1	Washer	
10	413627M1	4	Bumper	
11	413628M1	4	Washer	
12	413629M1	1	Washer	
13	339484X1	1	Bolt Metric	
14	390650X1	1	Washer Metric	
15	413629M1	1	Washer	
16	339054X1	2	Nut Metric	
17	413627M1	5	Bumper	
18	413628M1	5	Washer	
19	916203M1	2	Bearer	
20	339401X1	4	Screw Metric	
	339534X1	4	Washer Metric	
	339376X1	4	Lock Washer	
	339402X1	4	Nut Metric	
21	339451X1	4	Screw Metric	
	339534X1	4	Washer Metric	
	339376X1	4	Lock Washer	
	339402X1	4	Nut Metric	

22	390650X1	1	Washer Metric
23	413629M1	1	Washer
24	339054X1	2	Nut Metric

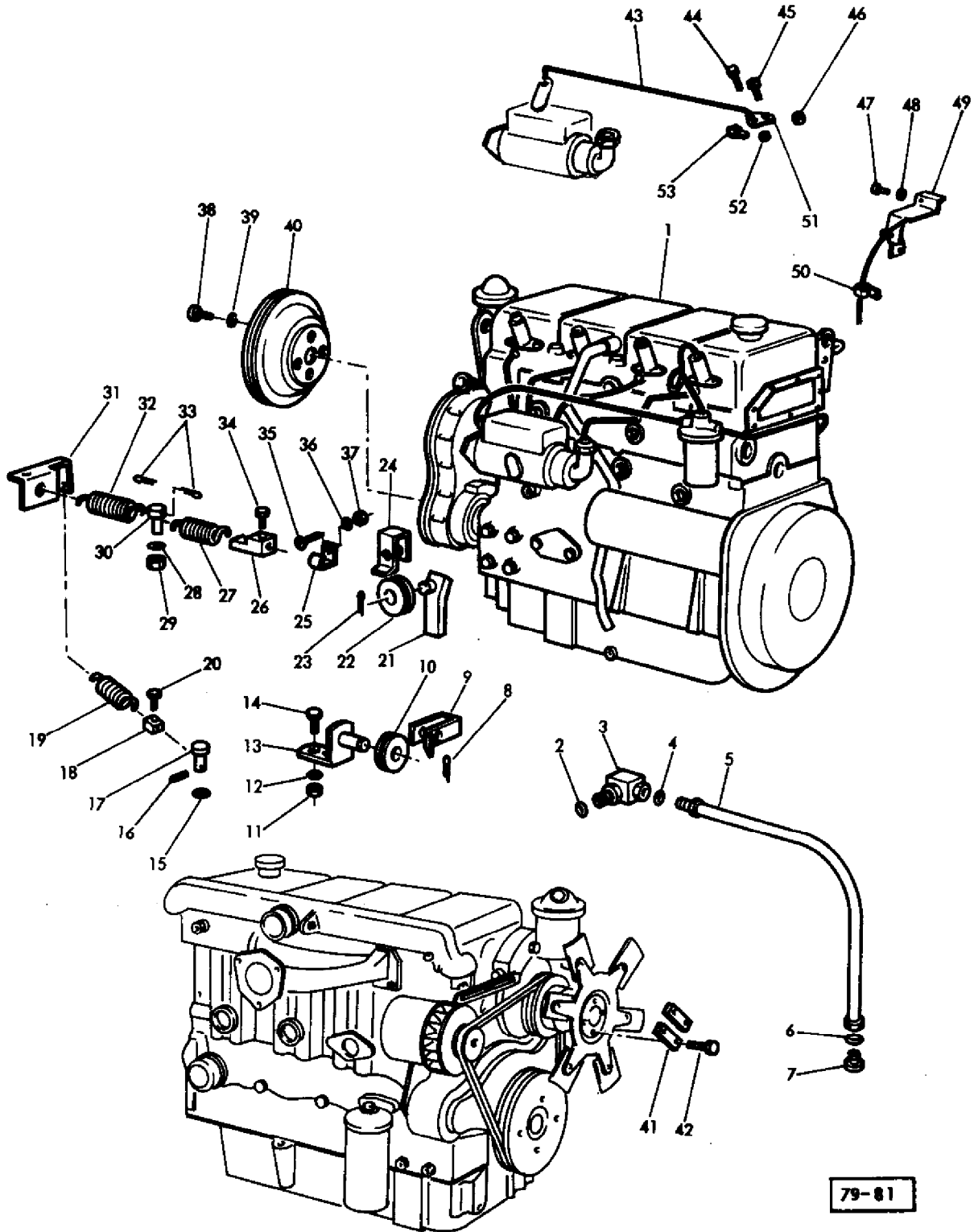
(A)

Up to Serial or Engine Number E1921399

(B)

From Serial or Engine Number E1921401

MOTEUR
MOTOR
MOTOR
ENGINE



79-81

AGCO Corporation
Parts List Report

Massey Ferguson (Europe)
MF 506 COMBINE
Page 156 - ENGINE

Item	Part Number	Qty	Part Description	Comments
1	1603926M91	1	Engine	(A)
	1604953M91	1	Engine	(B)
2	338868X1	1	Washer	
3	358762X91	1	Elbow	
4	831497M1	1	O Ring	(D)
	826001M1	1	Washer	(E)
5	916930M91	1	Hose	(D)
	1628248M91	1	Hydr Hose	(E)
6	221361M1	1	Seal	
7	1501588M1	1	Plug	(D)
	390820X1	1	Plug	(E)
8	390445X1	1	Pin	
9	401643M1	1	Guide	
10	401642M1	1	Roller	
11	339030X1	2	Nut Metric	
12	339375X1	2	Lock Washer	
13	1721289M91	1	Bracket	
14	339560X1	2	Screw Metric	
15	390469X1	1	Washer Metric	
16	339851X1	1	Pin	
17	412325M1	1	Pin	
18	413007M1	1	Pliers	
19	731588M1	1	Spring	
20	339160X1	1	Screw	
21	412194M91	1	Bracket	
22	401642M1	1	Roller	
23	390445X1	1	Pin	
24	401643M1	1	Guide	
25	1441001X1	1	Strap	
26	403573M1	1	Clip	
27	403568M1	1	Spring	
28	339375X1	1	Lock Washer	
29	339030X1	1	Nut Metric	
30	403571M1	1	Trunnion	
31	414101M1	1	Bracket	
32	403569M1	1	Spring	
33	339076X1	2	Pin	
34	390990X1	1	Screw Metric	
35	339113X1	1	Screw Metric	

36	339382X1	1	Lock Washer
37	339111X1	1	Nut
38	354261X1	4	Bolt Unc (C)
39	353434X1	4	Lock Washer (C)
40	418897M1	1	Pulley (C)
41	731398M1	2	Plate
42	353521X1	4	Bolt Unf
43	1629107M1	1	Stem
44	1442171X1	1	Screw
45	1629120M1	1	Pivot
46	1440724X1	1	Nut
47	353538X1	1	Screw Unf
48	353434X1	1	Lock Washer
49	1629099M91	1	Bearer
50	619091M1	1	Strap
51	1629104M91	1	Lever
52	339024X1	1	Washer Metric
53	894224M1	2	Clip

(A)

Up to Serial or Engine Number

(B)

From Serial or Engine Number

(C)

Up to Serial or Engine Number E1921399

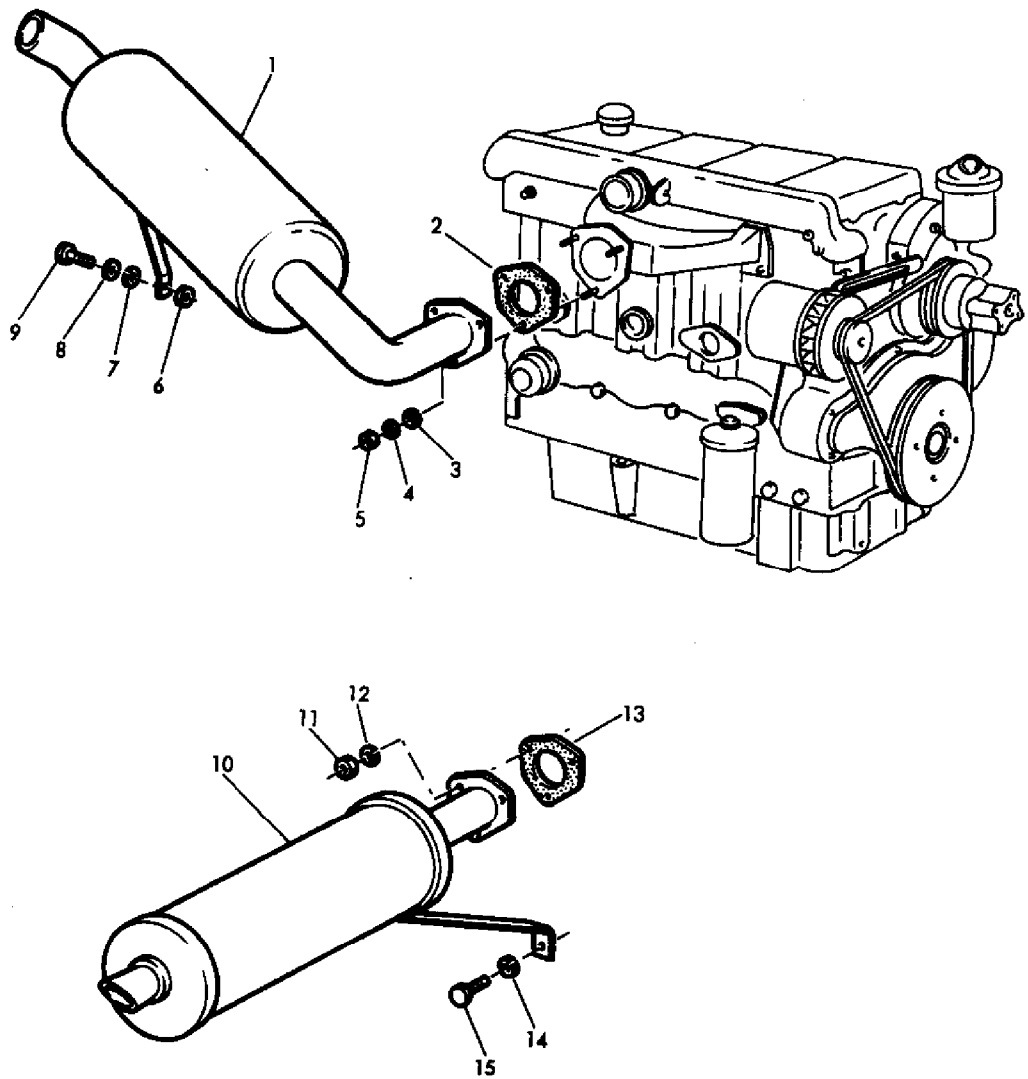
(D)

Up to Serial or Engine Number

(E)

From Serial or Engine Number

ECHAPPEMENT
AUSPUFF
SILENCIADOR
EXHAUST



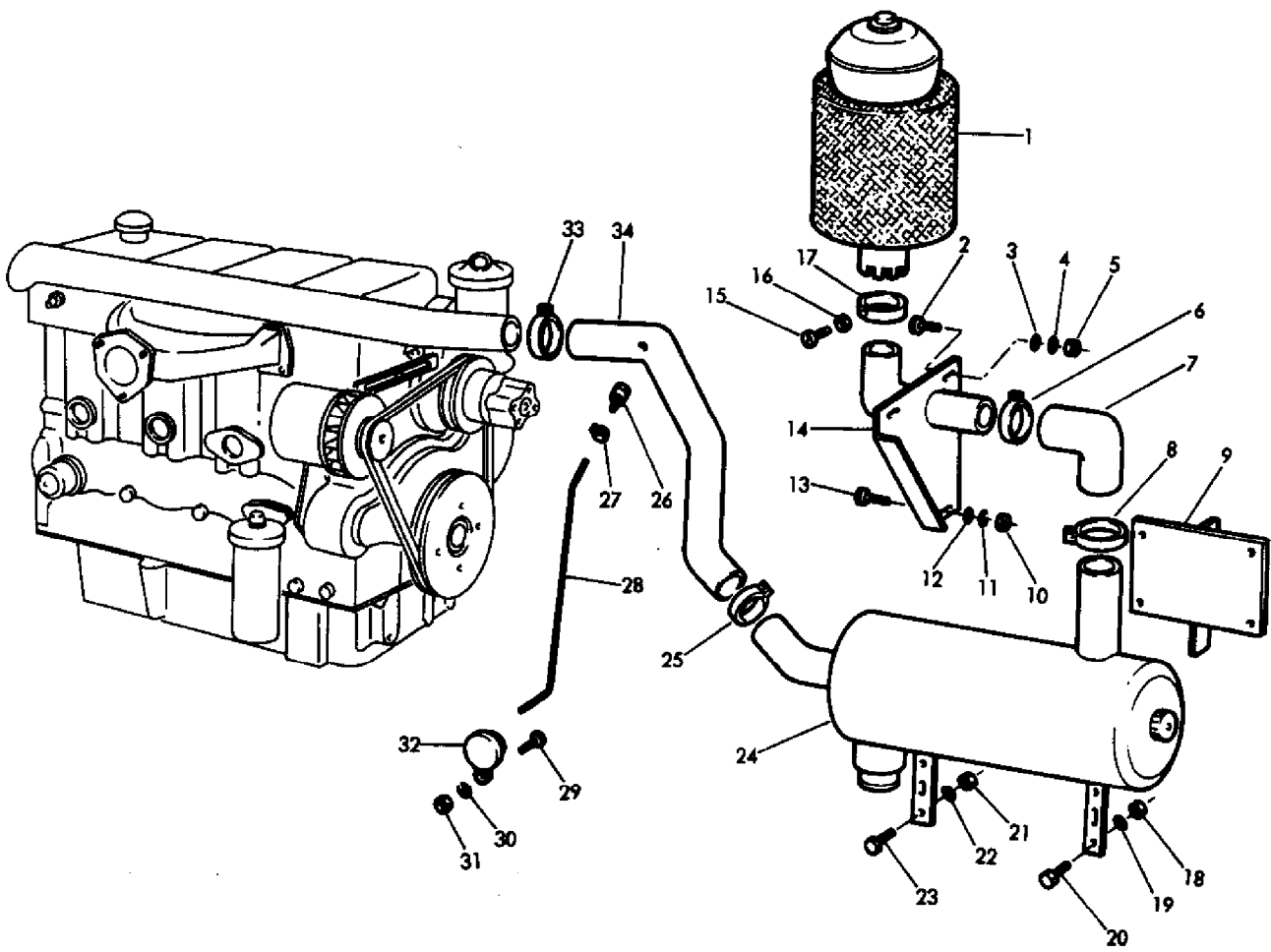
77-353

AGCO Corporation
Parts List Report

Massey Ferguson (Europe)
MF 506 COMBINE
Page 159 - EXHAUST

Item	Part Number	Qty	Part Description	Comments
1	1720776M93	1	Silencer	(A)
2	414379M1	1	Gasket	(A)
3	353434X1	3	Lock Washer	(A)
4	391388X1	3	Washer Metric	(A)
5	353431X1	3	Nut Unf	(A)
6	361089X1	1	Shim	(A)
7	353434X1	1	Lock Washer	(A)
8	391388X1	1	Washer Metric	(A)
9	353540X1	1	Screw Unf	(A)
10	1628562M1	1	Silencer	(B)
11	353431X1	3	Nut Unf	(B)
12	353434X1	3	Lock Washer	(B)
13	414379M1	1	Gasket	(B)
14	353434X1	1	Lock Washer	(B)
15	353536X1	1	Screw Unf	(B)
				(A)
				Up to Serial or Engine Number
				(B)
				From Serial or Engine Number

FILTRE A AIR
 LUFTFILTER
 FILTRO DE AIRE
 AIR FILTER } → N°



77- 354

AGCO Corporation
Parts List Report

Massey Ferguson (Europe)

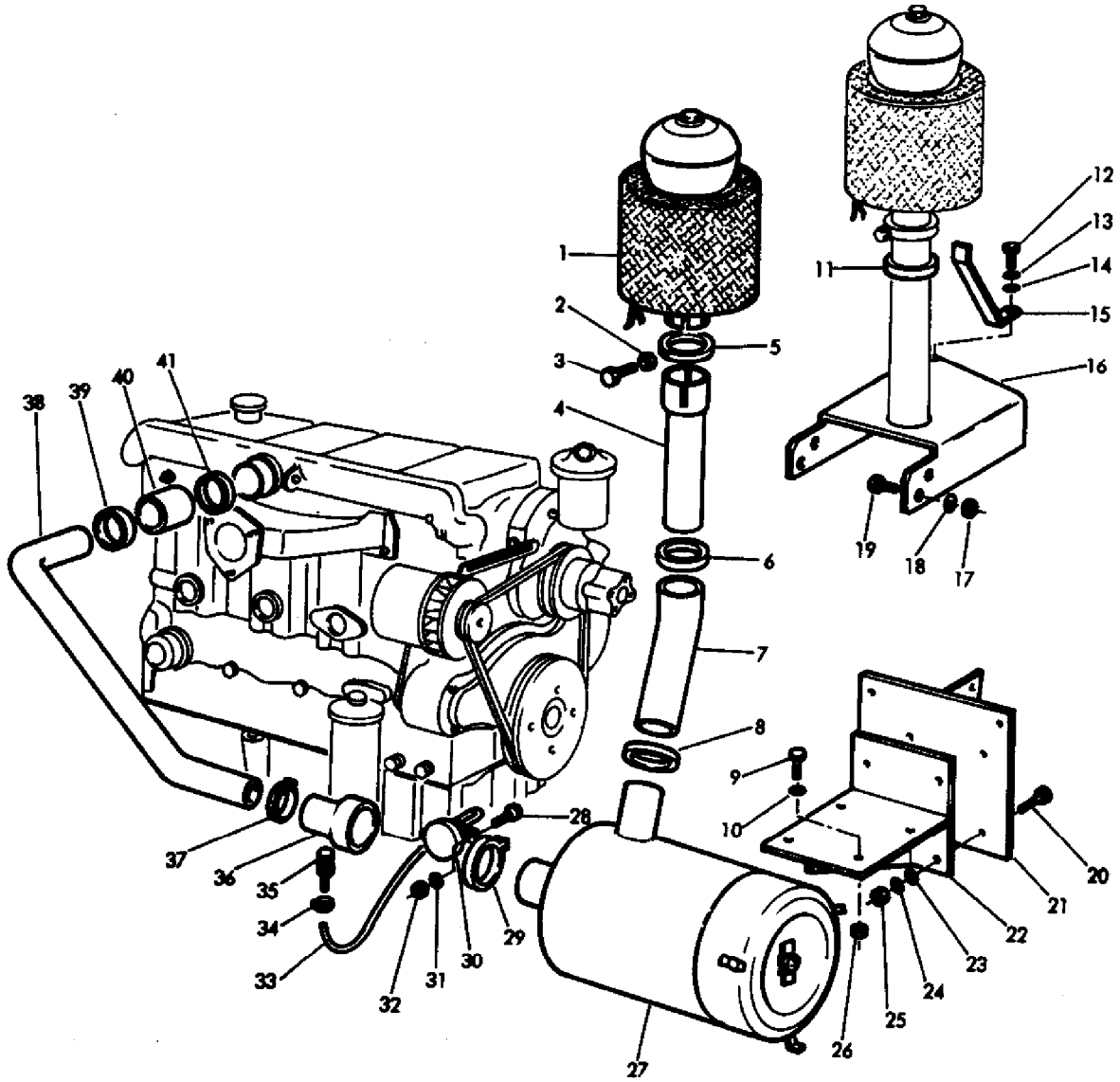
MF 506 COMBINE

Page 160 - AIR FILTER-DRY ELEMENT - UP TO SERIAL NO

Item	Part Number	Qty	Part Description	Comments
				UP TO SERIAL NO
1	911188M2	1	Cleaner	(A)
2	339124X1	2	Screw Metric	
3	339024X1	2	Washer Metric	
4	339374X1	2	Lock Washer	
5	339169X1	2	Nut Metric	
6	364128X1	1	Clamp	
9	621358M92	1	Bearer	
10	339169X1	2	Nut Metric	
11	339374X1	2	Lock Washer	
12	339024X1	2	Washer Metric	
13	339761X1	2	Screw Metric	
14	621355M91	1	Bearer	
15	339337X1	1	Screw Metric	
16	339169X1	1	Nut Metric	
17	609690M1	1	Collar	
18	353916X1	1	Nut Unf	
19	353446X1	1	Lock Washer	
20	353518X1	1	Screw Unf	
21	353916X1	1	Nut Unf	
22	353446X1	1	Lock Washer	
23	353517X1	1	Screw Unf	
24	908945M93	1	Filter	(B)
25	364127X1	1	Clamp	
26	963028M2	1	Valve	
27	338845X1	1	Washer	
28	609791M1	1	Tube	
29	339124X1	1	Screw Metric	
30	339374X1	1	Lock Washer	
31	339169X1	1	Nut Metric	
32	963015M3	1	Vacuometer	
33	364127X1	1	Clamp	
34	621370M91	1	Elbow	
				(A)
				See Page/Reference Number 167
				(B)
				See Page/Reference Number 168

FILTRE A AIR
LUFTFILTER
FILTRO DE AIRE
AIR FILTER

} N° 1



77-359

AGCO Corporation
Parts List Report

Massey Ferguson (Europe)

MF 506 COMBINE

Page 163 - AIR FILTER-DRY ELEMENT - FROM SERIAL NO

Item	Part Number	Qty	Part Description	Comments
				FROM SERIAL NO
1	911188M2	1	Cleaner	(A)
2	339169X1	1	Nut Metric	
3	339337X1	1	Screw Metric	
4	916575M1	1	Extension	
5	609690M1	1	Collar	
6	338619X1	1	Hose Clip	
7	1603933M1	1	Connector	
8	338619X1	1	Hose Clip	
9	339123X1	4	Screw Metric	
10	390972X1	4	Washer Metric	
11	338619X1	2	Hose Clip	
12	339123X1	1	Screw Metric	
13	390972X1	1	Washer Metric	
14	339374X1	1	Lock Washer	
15	1603932M1	1	Support	
16	1603895M91	1	Bearer	
17	339169X1	4	Nut Metric	
18	339374X1	4	Lock Washer	
19	339123X1	4	Screw Metric	
20	339123X1	4	Screw Metric	
21	621358M92	1	Bearer	
22	1603891M92	1	Bearer	
23	390972X1	4	Washer Metric	
24	339374X1	4	Lock Washer	
25	339169X1	4	Nut Metric	
26	339169X1	4	Nut Metric	
27	1604852M92	1	Filter	(B)
28	339124X1	1	Screw Metric	
29	338618X1	1	Hose Clip	
30	963015M3	1	Vacuometer	
31	339374X1	1	Lock Washer	
32	339169X1	1	Nut Metric	
33	609791M1	1	Tube	
34	338845X1	1	Washer	
35	963028M2	1	Valve	
36	1604270M91	1	Connector	
37	338619X1	1	Hose Clip	
38	1604271M1	1	Connector	

39	338618X1	1	Hose Clip
40	1604268M1	1	Connector
41	338618X1	1	Hose Clip

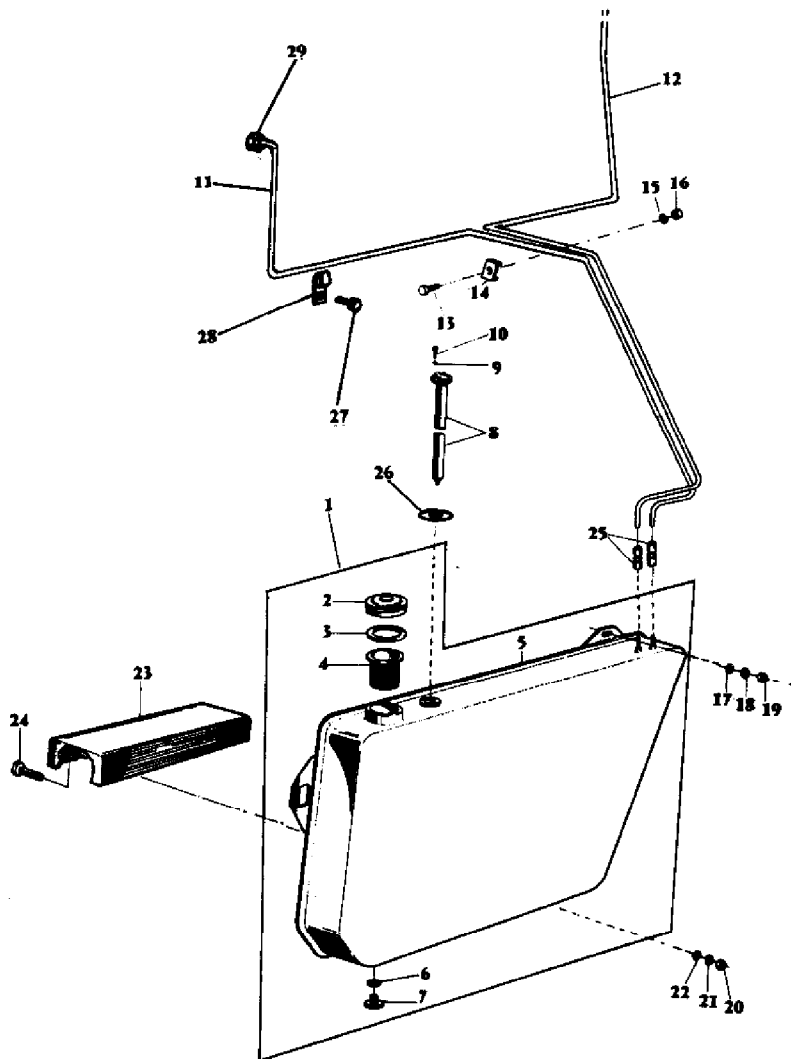
(A)

See Page/Reference Number 167

(B)

See Page/Reference Number 171

RESERVOIR A CARBURANT ET TUYAUTERIES
 KRAFTSTOFFBEHALTER UND LEITUNGEN
 DEPOSITO Y TUBOS DEL COMBUSTIBLE
 FUEL TANK AND FUEL LINES



79-65

AGCO Corporation
Parts List Report

Massey Ferguson (Europe)

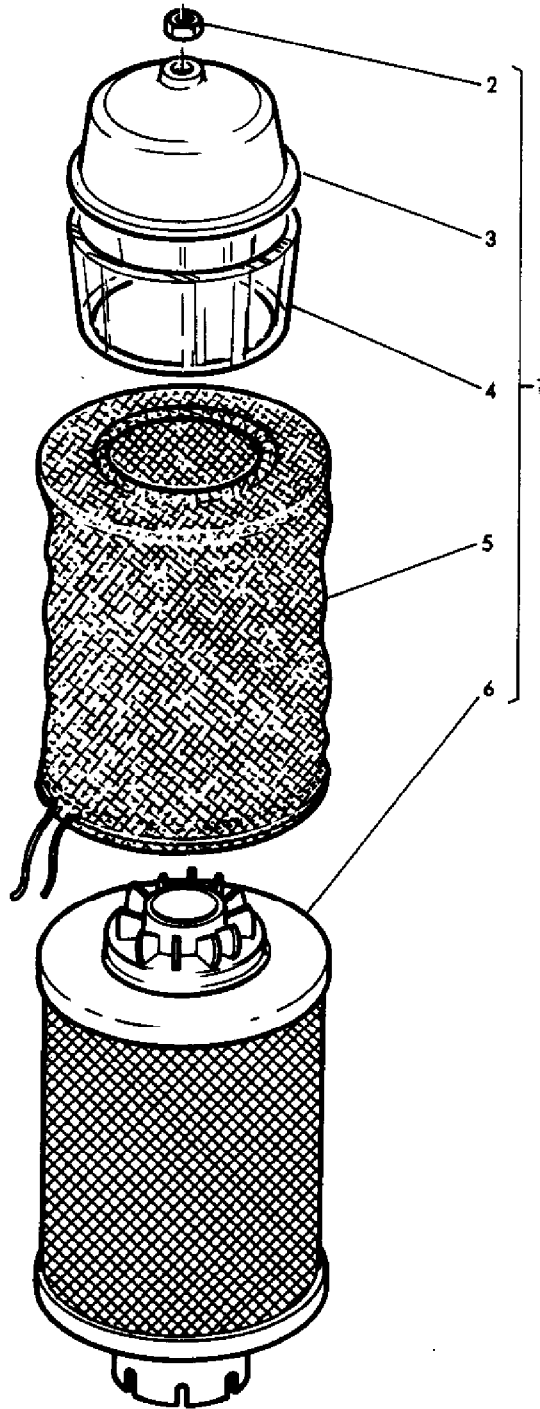
MF 506 COMBINE

Page 164 - FUEL TANK AND FUEL LINES

Item	Part Number	Qty	Part Description	Comments
1	621228M92	1	Reservoir	
2	322507M1	1	Plug	
3	390839X1	1	Washer	
4	411674M1	1	Screen	
5		1		Not Serviced, Order 1
6	390839X1	1	Washer	
7	339687X1	1	Plug	
8	916159M1	1	Gauge	
9	339381X1	5	Lock Washer	
10	339721X1	5	Screw Metric	
11	1603925M91	1	Tube	
12	916497M2	1	Tube	
13	339113X1	2	Screw Metric	
14	1441001X1	2	Strap	
15	339382X1	2	Lock Washer	
16	339111X1	2	Nut	
17	339534X1	1	Washer Metric	
18	339376X1	1	Lock Washer	
19	339402X2	1	Nut	
20	339169X1	2	Nut Metric	
21	339374X1	2	Lock Washer	
22	391166X1	2	Washer Metric	
23	1720930M1	1	Plate	
24	339123X1	2	Screw Metric	
24	413911M1	2	Connection	
26	189605M2	1	Gasket	
27	339112X1	2	Screw Metric	
	339382X1	2	Lock Washer	
	339111X1	2	Nut	
	390468X1	2	Washer Metric	
28	326891M1	2	Strap	
29	735710M1	1	Union	
	376525X1	1	Olive	

PREFILTRE
VORFILTER
PRE-PURIFICADOR
PRE-FILTER

} 911 188 M2



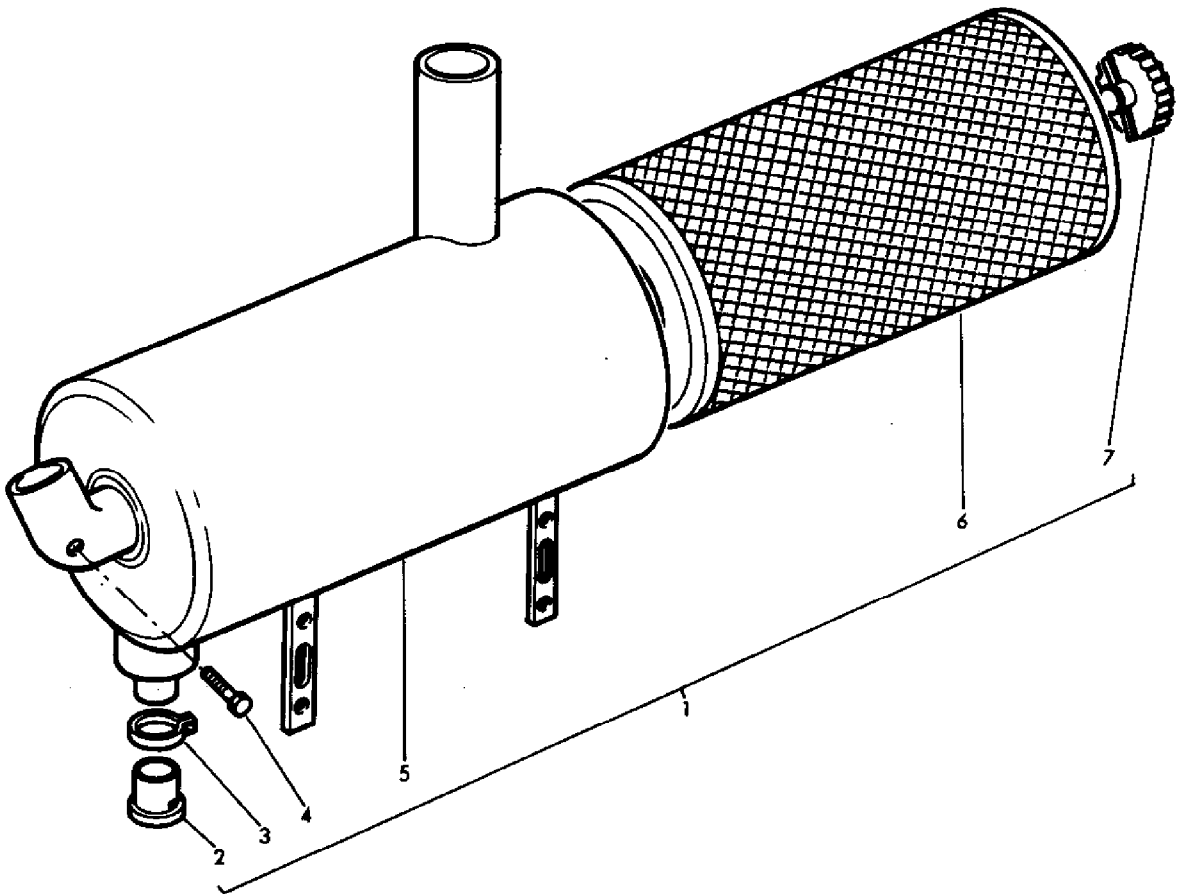
77- 360

AGCO Corporation
Parts List Report

Massey Ferguson (Europe)
MF 506 COMBINE
Page 167 - PRE-FILTER - 911188M2

Item	Part Number	Qty	Part Description	Comments
				911188M2
1	911188M2	1	Cleaner	
2	1804691M1	1	Nut	
3	1804690M1	1	Cap	
4	1804689M1	1	Cup	
5	1805179M1	1	Filter	
6	1805178M1	1	Body	

FILTRE A AIR }
LUFTFILTER } 908 945 M93
FILTRO DE AIRE }
AIR FILTER }



77- 355

AGCO Corporation
Parts List Report

Massey Ferguson (Europe)

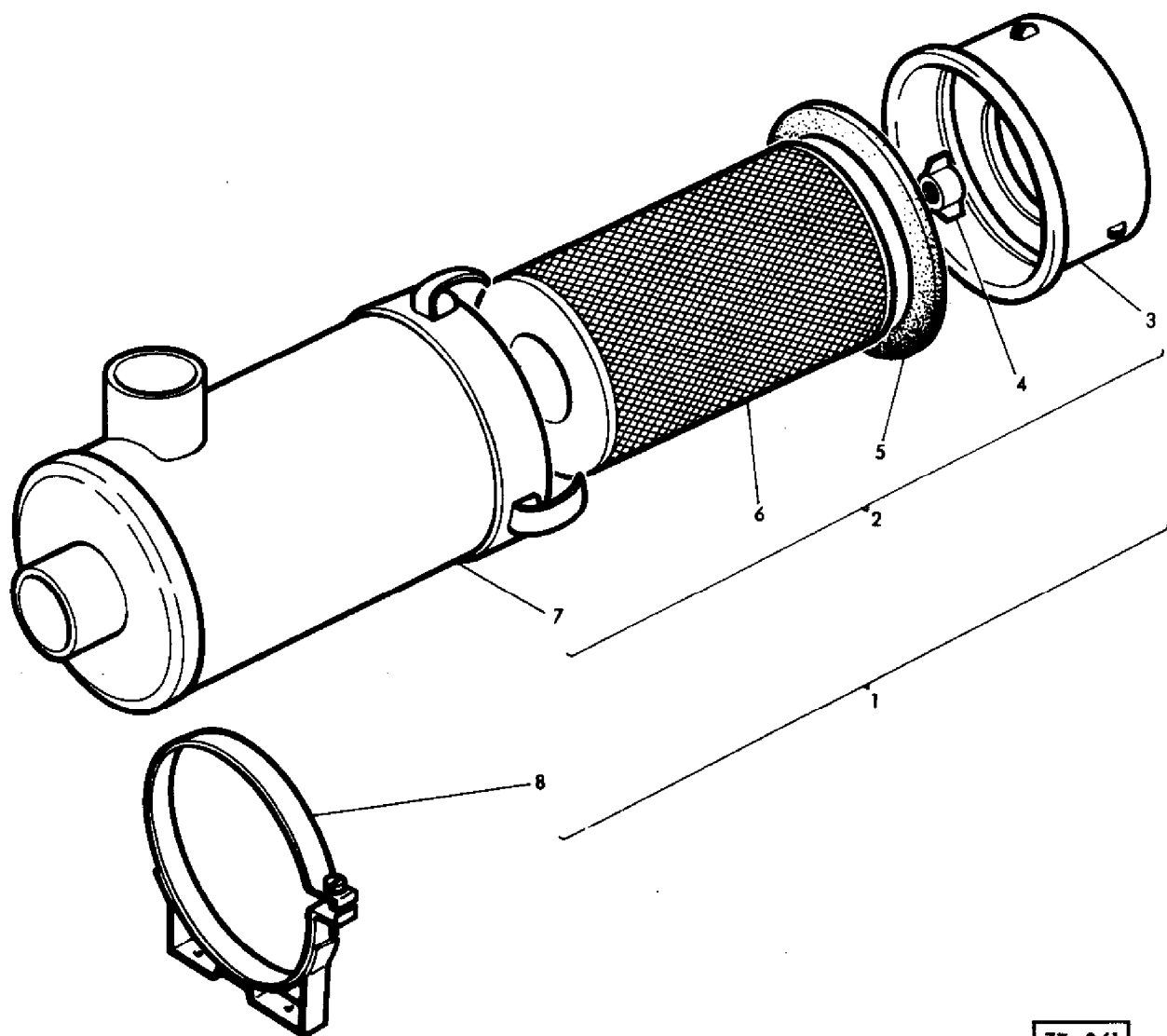
MF 506 COMBINE

Page 168 - AIR FILTER-DRY ELEMENT - 908945M93

Item	Part Number	Qty	Part Description	Comments
				908945M93
1	908945M93	1	Filter	
2	1805629M1	1	Bowl	
3	1806089M1	1	Collar	
4	355547X1	1	Screw	
5	1806689M1	1	Filter	
6	1806688M2	1	Cartridge	
7	1805046M1	1	Fastener	

FILTRE A AIR
LUFILTER
FILTRO DE AIRE
AIR FILTER

1604 852 M92



77-361

AGCO Corporation
Parts List Report

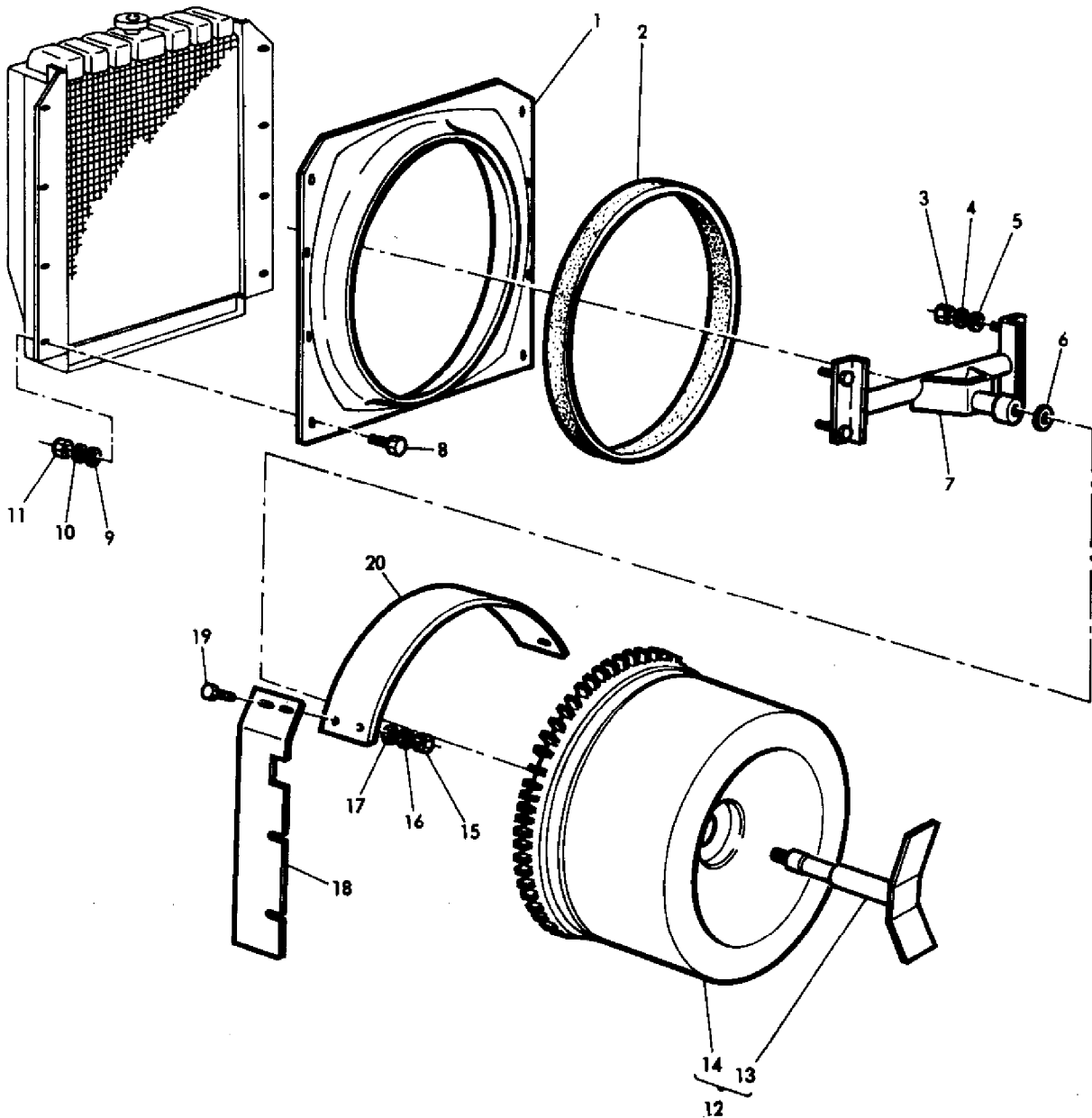
Massey Ferguson (Europe)

MF 506 COMBINE

Page 171 - AIR FILTER-DRY ELEMENT - 1604852M92

Item	Part Number	Qty	Part Description	Comments
				1604852M92
1	1604852M92	1	Filter	
2	1604853M92	1	Cleaner	
3	1639414M1	1	Cover	
4	1639412M1	1	Nut	
5	1639411M1	1	Gasket	
6	1639413M1	1	Cartridge	
7	1639415M1	1	Filter Body	
8	1604854M1	2	Collar	

PRISE D'AIR TOURNANTE
 ROTIERENDER ANSAUGKORD
 TOMA DE AIRE GIRATORIA
 ROTATING AIR INTAKE



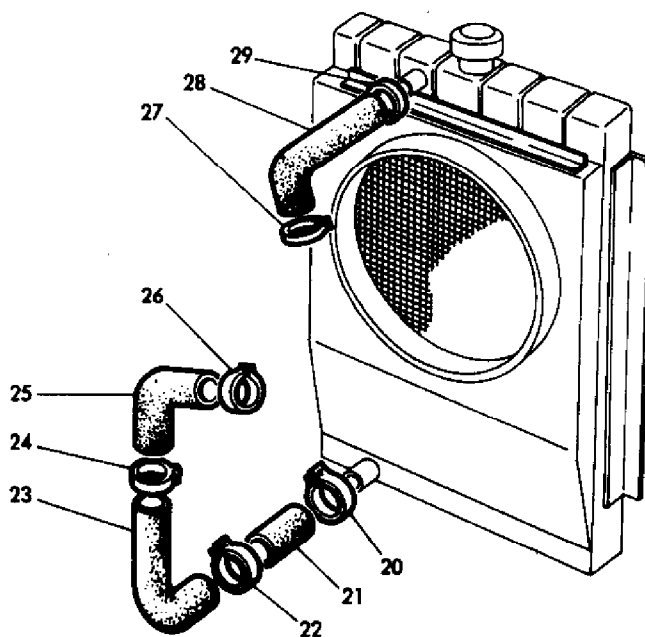
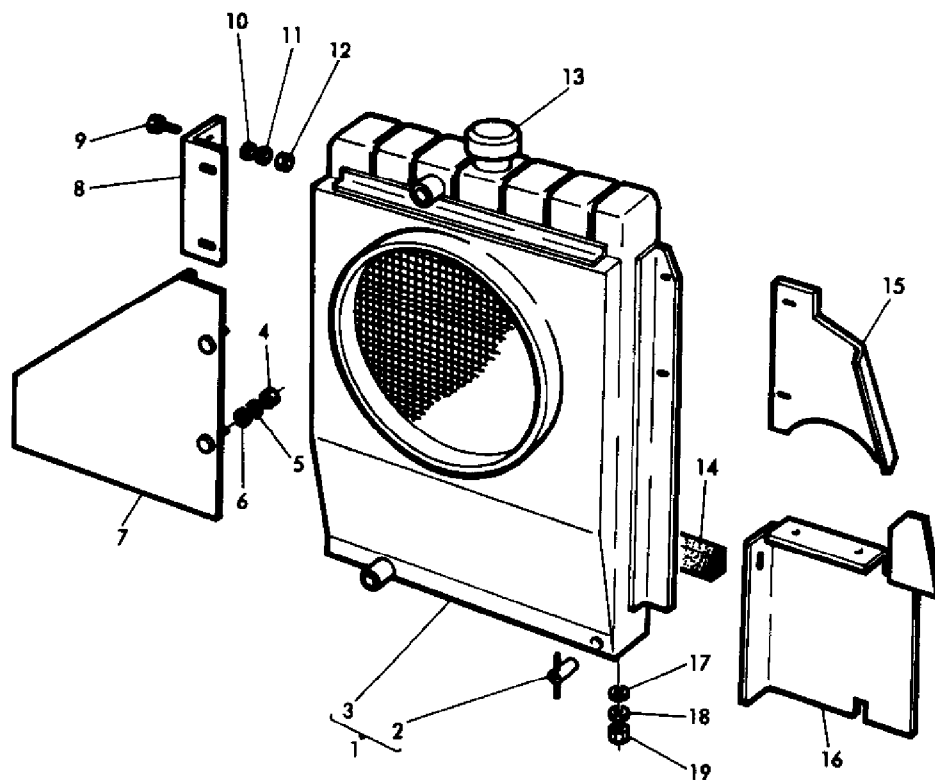
77- 363

AGCO Corporation
Parts List Report

Massey Ferguson (Europe)
MF 506 COMBINE
Page 172 - ROTATING AIR INTAKE

Item	Part Number	Qty	Part Description	Comments
1	1628934M91	1	Deflector	
2	414998M1	1	Joint	
3	339402X1	4	Nut Metric	
4	339376X1	4	Lock Washer	
5	391381X1	2	Washer Metric	
6	609779M1	X	Washer	
7	416114M94	1	Axle	(A)
	1604809M91	1	Axle	(B)
8	339123X1	6	Screw Metric	
	339761X1	2	Screw Metric	
9	339024X1	16	Washer Metric	
10	339374X1	8	Lock Washer	
11	339169X1	8	Nut Metric	
12	1629229M91	1	Intake	
13	1629233M91	1	Axle	
14	1629230M91	1	Screen	
15	339169X1	2	Nut Metric	
16	339374X1	2	Lock Washer	
17	390972X1	4	Washer Metric	
18	609761M1	1	Guard	(C)
	1604091M1	1	Guard	(D)
19	339123X1	2	Screw Metric	
20	609762M1	1	Guard	
				(A) Up to Serial or Engine Number W1919199
				(B) From Serial or Engine Number W1919201
				(C) Up to Serial or Engine Number G1930205
				(D) From Serial or Engine Number G1930206

RADIATEUR
 KÜHLER
 RADIADOR
 RADIATOR



77-362

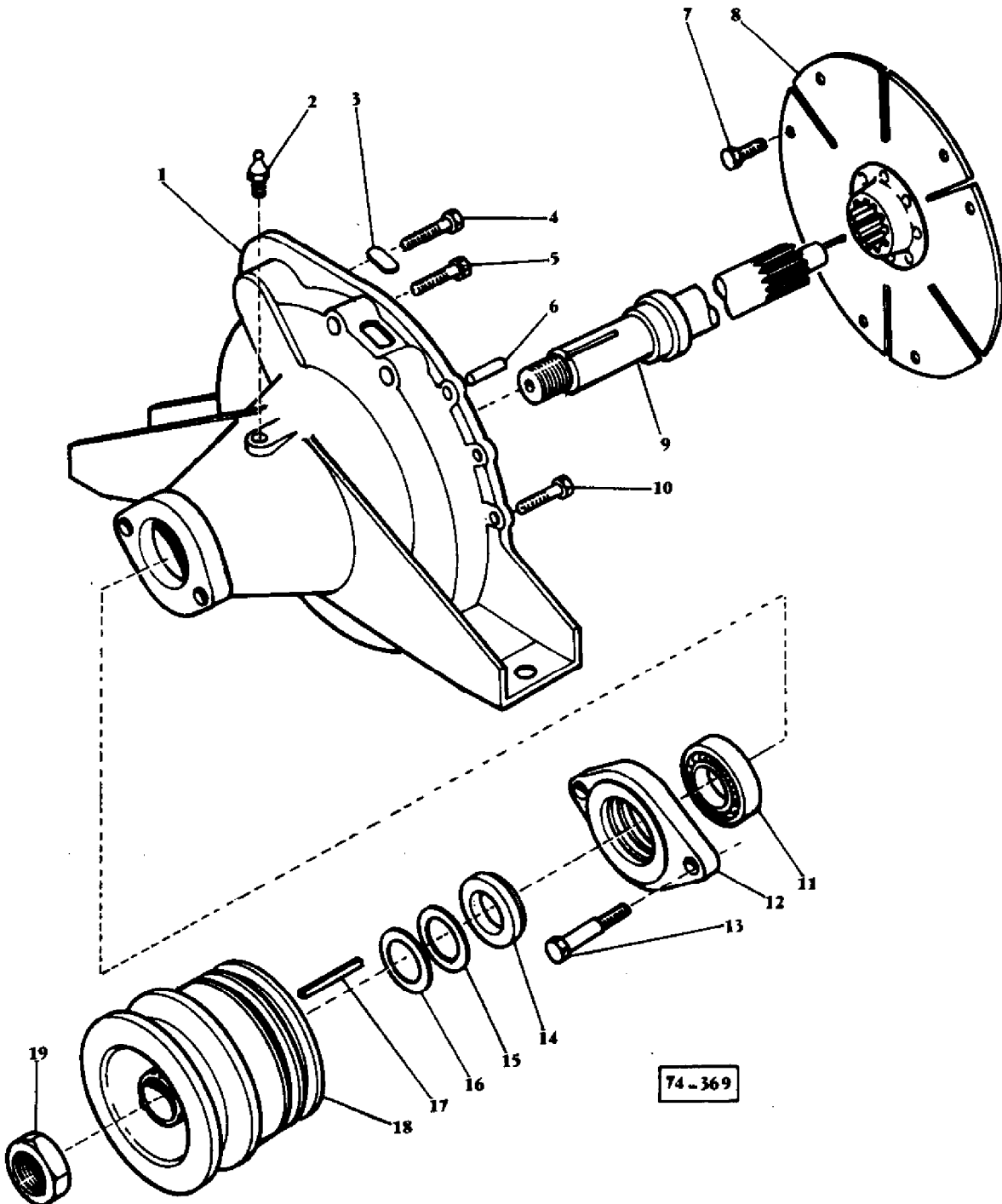
AGCO Corporation
Parts List Report

Massey Ferguson (Europe)
MF 506 COMBINE
Page 175 - RADIATOR

Item	Part Number	Qty	Part Description	Comments
1	905307M91	1	Radiator	
2	786505M1	1	Cock	
3		1		Not Serviced, Order 1
4	339169X1	2	Nut Metric	
5	339374X1	2	Lock Washer	
6	390972X1	2	Washer Metric	
7	1628336M91	1	Panel	
8	418240M1	1	Anglepiece	
9	390379X1	2	Bolt Metric	
10	390972X1	2	Washer Metric	
11	339374X1	2	Lock Washer	
12	339169X1	2	Nut Metric	
13		1		Not Serviced, Order 1
14	416328M2	2	Gasket	
15	621776M1	1	Panel	(A)
	1603930M1	1	Panel	(B)
16	621799M91	1	Panel	(A)
	1604282M91	1	Guard	(B)
17	339534X1	2	Washer Metric	
18	339376X1	2	Lock Washer	
19	339402X1	2	Nut Metric	
20	338616X1	1	Collar	
21	1720552M1	1	Tube	
	338616X1	1	Collar	
23	1720683M2	1	Tube	
24	338616X1	1	Hose Clip	
25	414135M1	1	Elbow	
26	338616X1	1	Hose Clip	
27	338616X1	1	Hose Clip	
28	1720563M2	1	Elbow	
29	338616X1	1	Hose Clip	

(A)
Up to Serial or Engine Number
(B)
From Serial or Engine Number

SORTIE DE MOTEUR
 MOTOR ZAPFWELLE
 SALIDA DEL MOTOR
 ENGINE POWER OUTPUT SHAFT



74-369

AGCO Corporation
Parts List Report

Massey Ferguson (Europe)

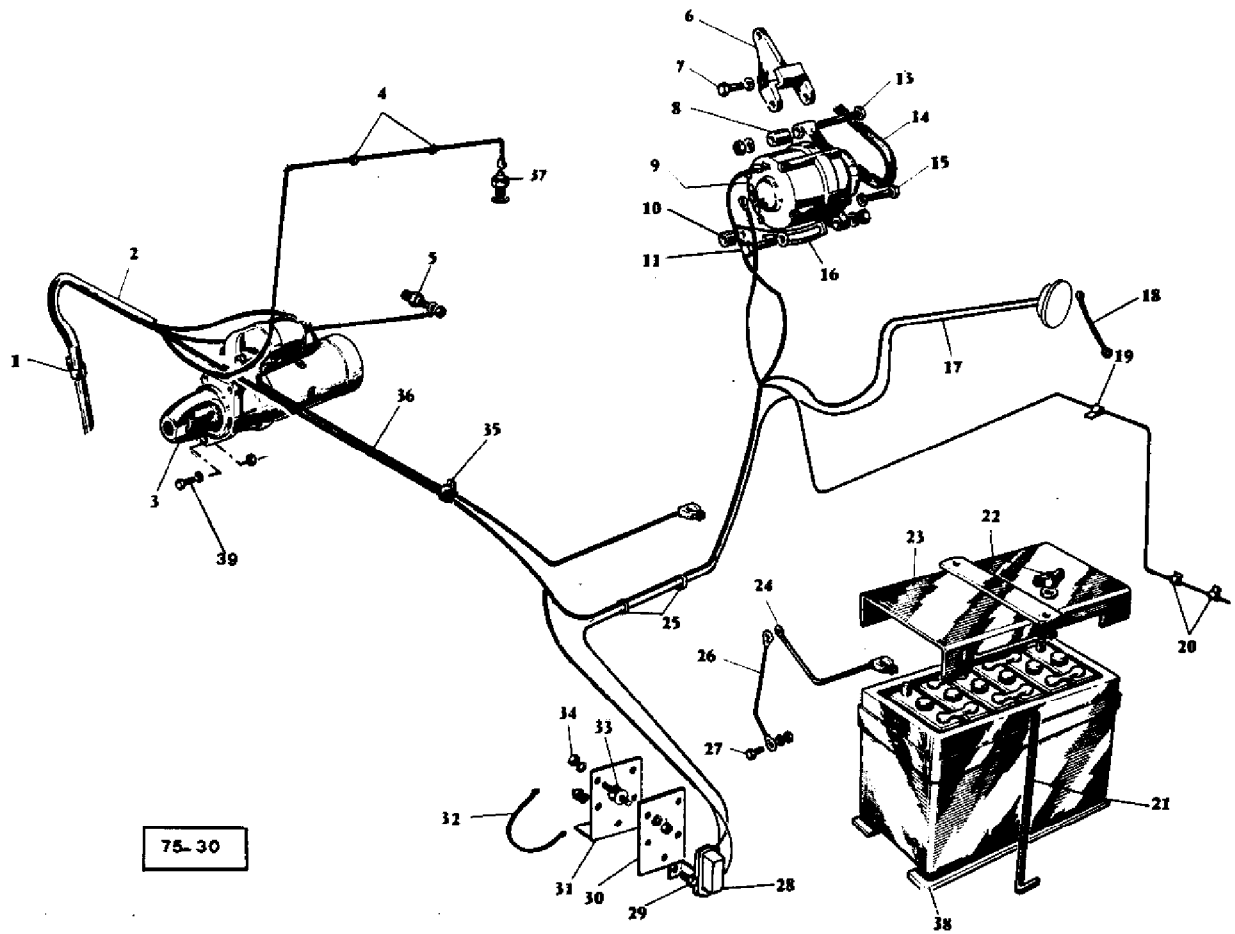
MF 506 COMBINE

Page 176 - ENGINE POWER OUT PUT SHAFT

Item	Part Number	Qty	Part Description	Comments
1	916211M1	1	Housing	
2	365572X1	1	Nipple	
3	732902M1	1	Plug	
4	353699X1	1	Screw Unc	
	353432X1	1	Lock Washer	
5	354632X1	2	Bolt Unc	
	353434X1	2	Lock Washer	
6	832253M1	2	Pin	
7	203028M1	6	Screw	
	353434X1	6	Lock Washer	
8	230925M91	1	Disc	
9	619852M2	1	Shaft	
10	353710X1	5	Bolt Unc	
	353432X1	5	Lock Washer	
11	833647M1	1	Bearing	
12	606851M1	1	Plug	
13	353681X1	2	Bolt Unc	
	353446X1	2	Lock Washer	
14	606852M1	1	Bush	
15	832533M1	X	Washer	0.31"
16	832534M1	X	Washer	0.62"
17	338610X1	1	Key	
18	916210M1	1	Pulley	
19	913922M1	1	Nut	

EQUIPEMENT ELECTRIQUE
 ELEKTRISCHE ANLAGE
 EQUIPO ELECTRICO
 ELECTRICAL EQUIPMENT

PARIS RHONE → N° E 19 213 99



AGCO Corporation
Parts List Report

Massey Ferguson (Europe)

MF 506 COMBINE

Page 179 - ELECTRICAL EQUIPMENT - PARIS RHONE

Item	Part Number	Qty	Part Description	Comments
				PARIS RHONE
				Up to Serial or Engine Number E1921399
1	968429M1	1	Fastener	
2	916163M1	1	Harness	
3	909971M1	1	Starting Aid	(A)
4	656447M1	2	Collar	
5	916706M1	1	Switch	
6	906019M91	1	Bracket	
7	1650486M1	1	Washer	
	353546X1	1	Screw	
8	906060M1	1	Spacer	
9	908487M2	1	Alternator	(B)
10	731981M1	1	Spacer	
11	353521X1	1	Bolt Unf	
	353755X1	1	Washer	
	353446X1	1	Lock Washer	
	353916X1	1	Nut Unf	
13	390122X1	1	Bolt Metric	
	339376X1	1	Lock Washer	
	339402X1	1	Nut Metric	
14	619192M2	1	Belt	
15	353535X1	1	Bolt Unf	
	353755X1	1	Washer	
16	609613M91	1	Plate	
17	609954M1	1	Wire	
18	911842M1	1	Cable	
19	950218M1	1	Clip	
20	405912M1	2	Clamp	
21	1723834M1	2	Hook	
22	339722X1	2	Nut	
	339588X1	2	Washer	
23	413710M91	1	Cover	
24	916929M1	1	Cable	
25	656447M1	2	Collar	
26	418940M1	1	Cable	
47	339124X1	1	Screw Metric	
	339374X1	1	Lock Washer	
	339169X1	1	Nut Metric	
28	906056M1	1	Regulator	

29	353502X1	2	Screw Unf
	16381X1	2	Washer
	395918X1	2	Nut
30	609716M1	1	Plate
31	609935M1	1	Bearer
32	414543M1	1	Cable
33	609715M1	3	Vibration Mount
34	339030X1	6	Nut Metric
	339375X1	6	Lock Washer
35	327289M2	1	Strap
36	621484M1	1	Cable
37	963418M1	1	Thermometer
	1440997X1	1	Ring
38	413716M1	2	Band
39	353431X1	3	Lock Washer
	353434X1	3	Nut

(A)

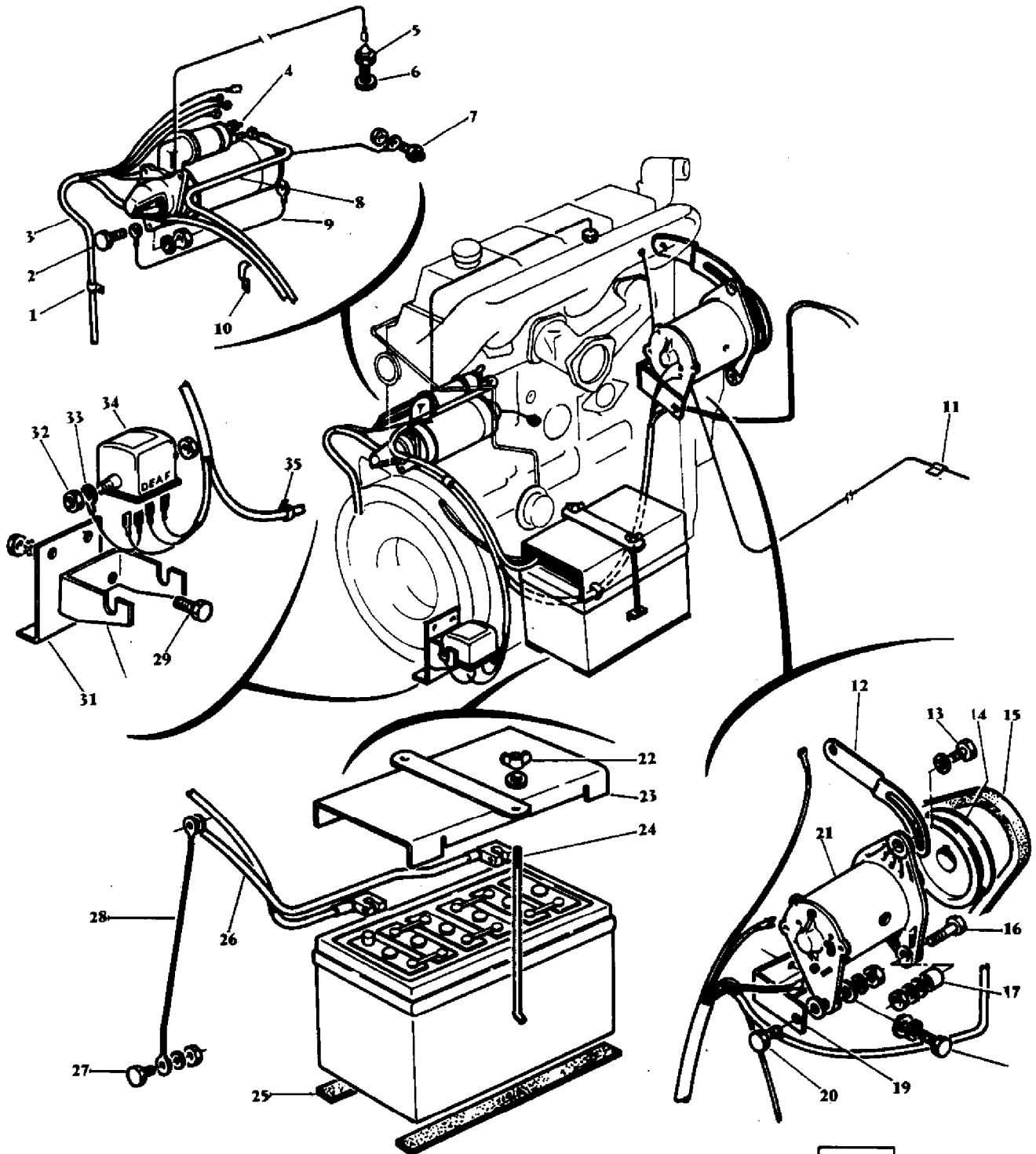
See Page/Reference Number 188

(B)

See Page/Reference Number 191

EQUIPEMENT ELECTRIQUE
 ELEKTRISCHE ANLAGE
 EQUIPO ELECTRICO
 ELECTRICAL EQUIPMENT

LUCAS → N° E 19 213 99



74-343

AGCO Corporation
Parts List Report

Massey Ferguson (Europe)

MF 506 COMBINE

Page 180 - ELECTRICAL EQUIPMENT - LUCAS

Item	Part Number	Qty	Part Description	Comments
				LUCAS
				Up to Serial or Engine Number E1921399
1	968429M1	1	Fastener	
2	353542X1	3	Bolt Unf	
	353431X1	3	Lock Washer	
	353534X1	3	Nut	
3	1604363M1	1	Harness	
4	1860093M2	1	Startermotor	(A)
5	963418M1	1	Thermometer	
6	1440997X1	1	Ring	
7	916706M1	1	Switch	
8	621067M1	1	Cable	
9	969112M1	1	Cable	
10	327289M2	1	Strap	
11	950218M1	1	Clip	
	405912M1	1	Clamp	
12	960960M1	1	Lever	
13	353680X1	1	Screw Unc	
	353446X1	1	Lock Washer	
14	960028M1	1	Pulley	
15	619192M1	1	Bolt	
16	609817M91	1	Plate	
	353755X1	1	Washer	
	353446X1	1	Lock Washer	
	353916X1	1	Nut Unf	
17	960959M1	1	Spacer	
18	353518X1	2	Screw Unf	
	353755X1	2	Washer	
	353446X1	2	Lock Washer	
19	735300M1	1	Bearer	
20	353527X1	1	Screw	
	353755X1	1	Washer	
	355618X1	X	Washer	
	353446X1	1	Lock Washer	
	353916X1	1	Nut Unf	
21	897104M92	1	Dynamo	(B)
22	339722X1	1	Nut	
	339588X1	1	Washer	
23	413710M91	1	Cover	

24	1723834M1	2	Stem
25	413716M1	2	Band
26	916929M1	1	Cable
27	339124X1	1	Screw Metric
	391025X1	1	Lock Washer
	339169X1	1	Nut Metric
28	418940M1	1	Cable
29	353503X1	2	Screw Unf
	16381X	2	Washer
	353918X1	2	Nut Unf
30	967510M1	1	Bearer
31	609935M1	1	Bearer
32		2	
33	414173M1	1	Cable
34	894835M1	1	Control Box
35	656447M1	4	Collar

WITH CONTROL BOX

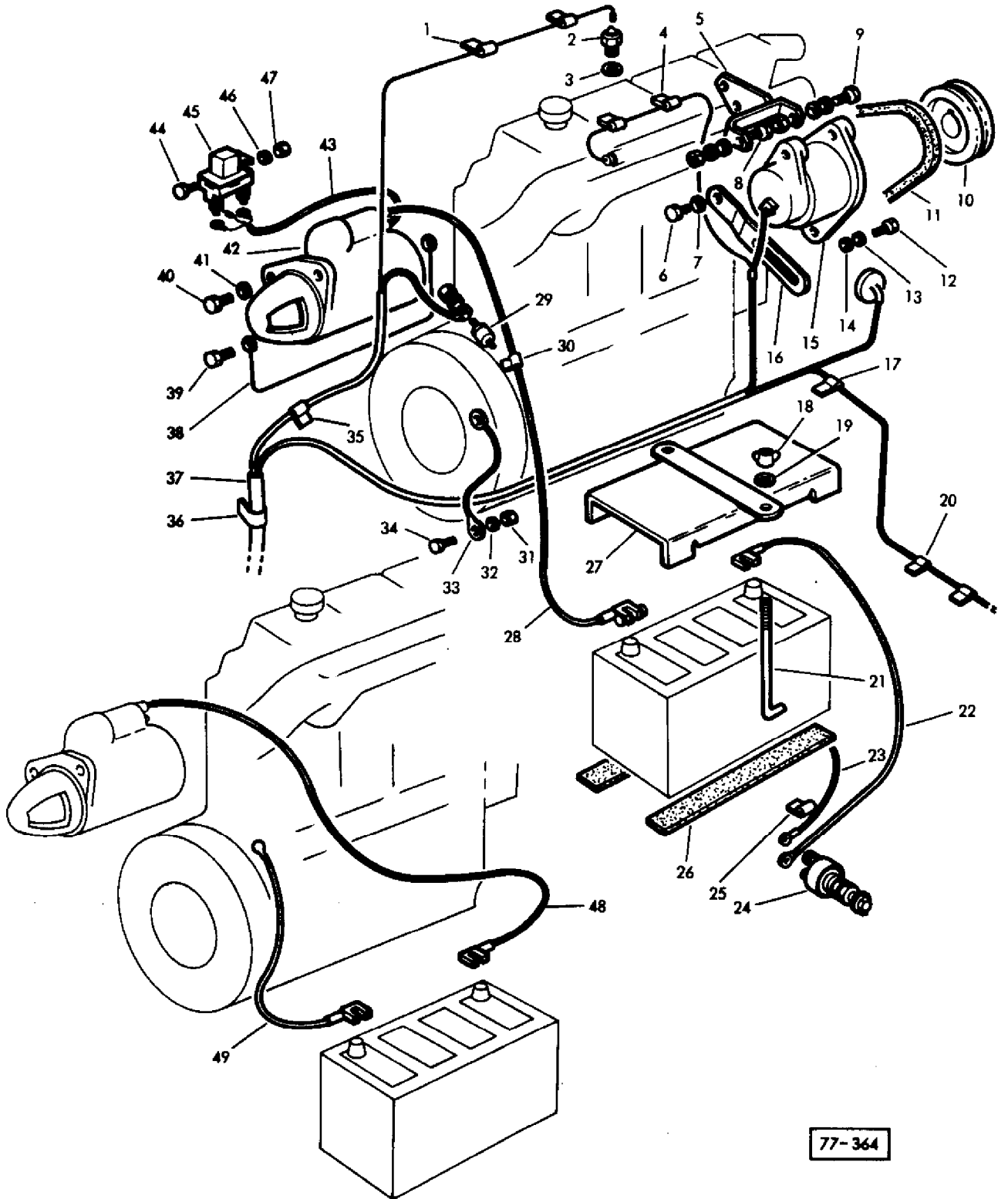
(A)

See Page/Reference Number 187

(B)

See Page/Reference Number 184

EQUIPEMENT ELECTRIQUE }
ELEKTRISCHE ANLAGE } LUCAS N° E 19 214 01 →
EQUIPO ELECTRICO }
ELECTRICAL EQUIPMENT }



77-364

AGCO Corporation
Parts List Report

Massey Ferguson (Europe)

MF 506 COMBINE

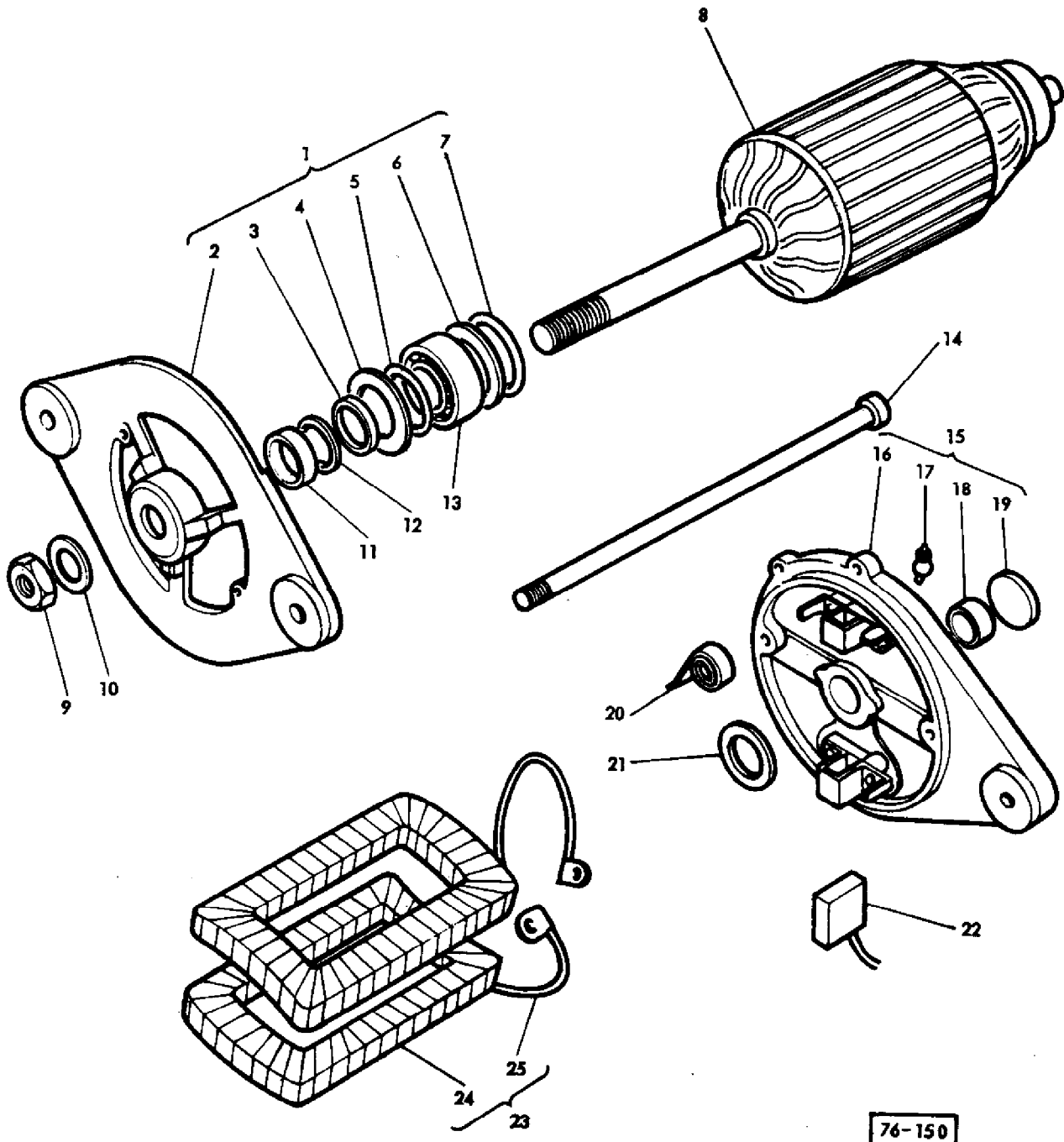
Page 183 - ELECTRICAL EQUIPMENT - LUCAS

Item	Part Number	Qty	Part Description	Comments
				LUCAS
				From Serial or Engine Number E1921401
1	829943M1	2	Clip	
2	963418M1	1	Thermometer	
3	1440997X1	1	Ring	
4	829943M1	2	Clip	
5	1604467M91	1	Bearer	
6	353546X1	1	Screw	
7	1650486M1	1	Washer	
8	353523X1	1	Bolt Unf	
	353755X1	1	Washer	
	353446X1	1	Lock Washer	
	353916X1	1	Nut Unf	
9	353521X1	1	Bolt Unf	
	353755X1	1	Washer	
	353446X1	1	Lock Washer	
	353916X1	1	Nut Unf	
10	739118M1	1	Pulley	
11	1604464M1	1	Belt	
12	353678X1	1	Screw Unc	
13	353755X1	1	Washer	
14	353446X1	1	Lock Washer	
15	1446923M91	1	Alternator	(A)
16	1604466M1	1	Tensioner	
17	950218M1	1	Clip	
18	339588X1	2	Washer	
19	339722X1	2	Nut	
20	405812M1	2	Clip	
21	1603693M1	2	Draglink	
22	1628977M1	1	Cable	(F)
23	1628978M1	1	Cable	(F)
24	1616777M1	1	Switch	(F)
25	829943M1	1	Clip	(F)
26	413716M2	2	Shim	
27	1604045M91	1	Cover	
28	1723929M1	1	Cable	(F)
29	916706M1	1	Switch	
30	327289M2	1	Strap	
31	339169X1	1	Nut Metric	

32	339374X1	1	Lock Washer	
33	418940M1	1	Cable	
34	339124X1	1	Screw Metric	
35	418712M1	1	Clamp	
36	418712M1	1	Clamp	
37	1604470M1	1	Harness	(C)
	1604742M3	1	Harness	(D)
	1604915M3	1	Harness	
38	969112M1	1	Cable	
39	353693X1	1	Screw Unc	
40	353691X1	2	Screw Unc	
41	353434X1	2	Lock Washer	
	353431X1	3	Nut Unf	
42	1860093M2	1	Startermotor	(B)
43	1629127M1	1	Harness	(G)
44	339721X1	2	Screw Metric	(G)
45	1629128M2	1	Relay	(G)
46	1441808X1	2	Washer	(G)
47	1440096X1	2	Nut Metric	(G)
48	621067M1	1	Cable	(E)
49	916929M1	1	Cable	(E)
				(A)
				See Page/Reference Number 192
				(B)
				See Page/Reference Number 187
				(C)
				Up to Serial or Engine Number E1921399
				(D)
				From Serial or Engine Number E1921401
				(E)
				Up to Serial or Engine Number
				(F)
				From Serial or Engine Number
				(G)
				From Serial or Engine Number

DYNAMO
LICHTMASCHINE
DINAMO
DYNAMO

897 104 M92



76-150

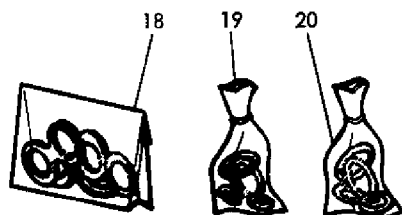
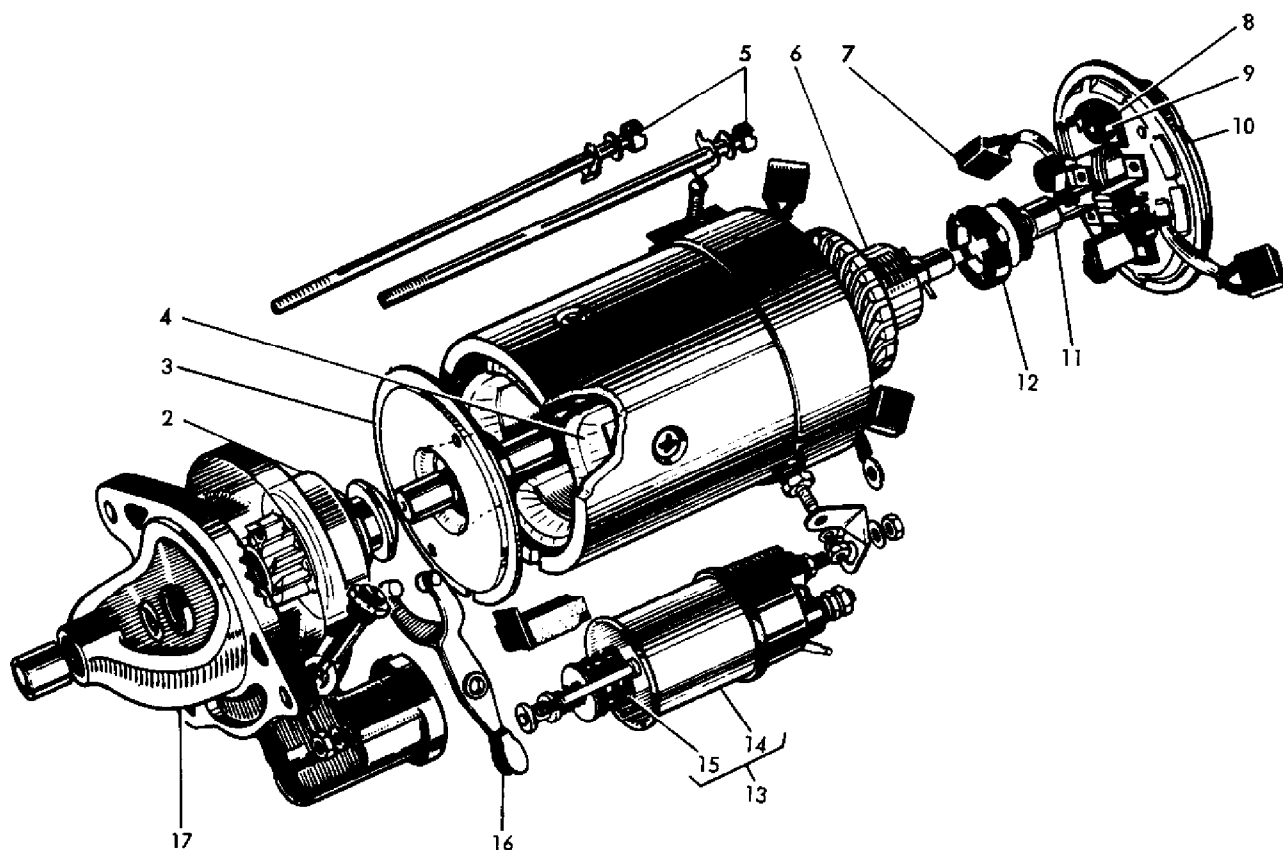
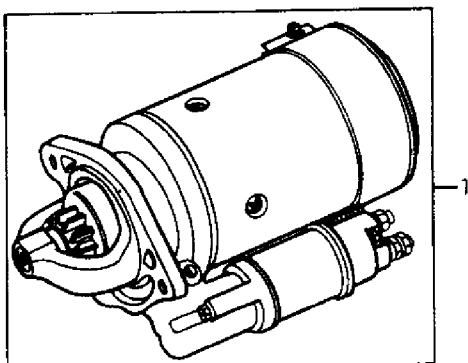
AGCO Corporation
Parts List Report

Massey Ferguson (Europe)
MF 506 COMBINE
Page 184 - DYNAMO - 897104M92

Item	Part Number	Qty	Part Description	Comments
				897104M92
1	635579M91	1	Bracket	
2		1		Not Serviced, Order 1
3	1635583M1	1	Washer	
4	1635580M1	1	Washer	
5	1635584M1	1	Seal	
6	1635582M1	1	Washer	
7	1635905M1	1	Circlip	
8	1024026M1	1	Armature	
9	353426X1	1	Nut Unf	
10	353432X1	1	Lock Washer	
11	1024389M1	1	Bush	
12	1016011M1	1	Washer	
13	1440485X1	1	Bearing Ball	
14	1016014M1	2	Screw	
15	1806157M91	1	Bearing Carrier	
16	1024035M1	1	Greaser	
17	829969M1	1	Bearing	
18	1016004M1	1	Plug	
19	1024029M91	2	Spring	
20	1016007M1	1	Washer	
21	1024034M1	2	Brush	
22	1024027M91	2	Inductor	
23		2		Not Serviced, Order 23
24	1024033M91	2	Terminal	
25	1024036M91	1	Parts Pack	(A)
				(A)
				NOT ILLUSTRATED

DEMARREUR
 ANLASSER
 MOTOR DE ARRANQUE
 STARTER

1860 093 M2



75 - 548

AGCO Corporation
Parts List Report

Massey Ferguson (Europe)

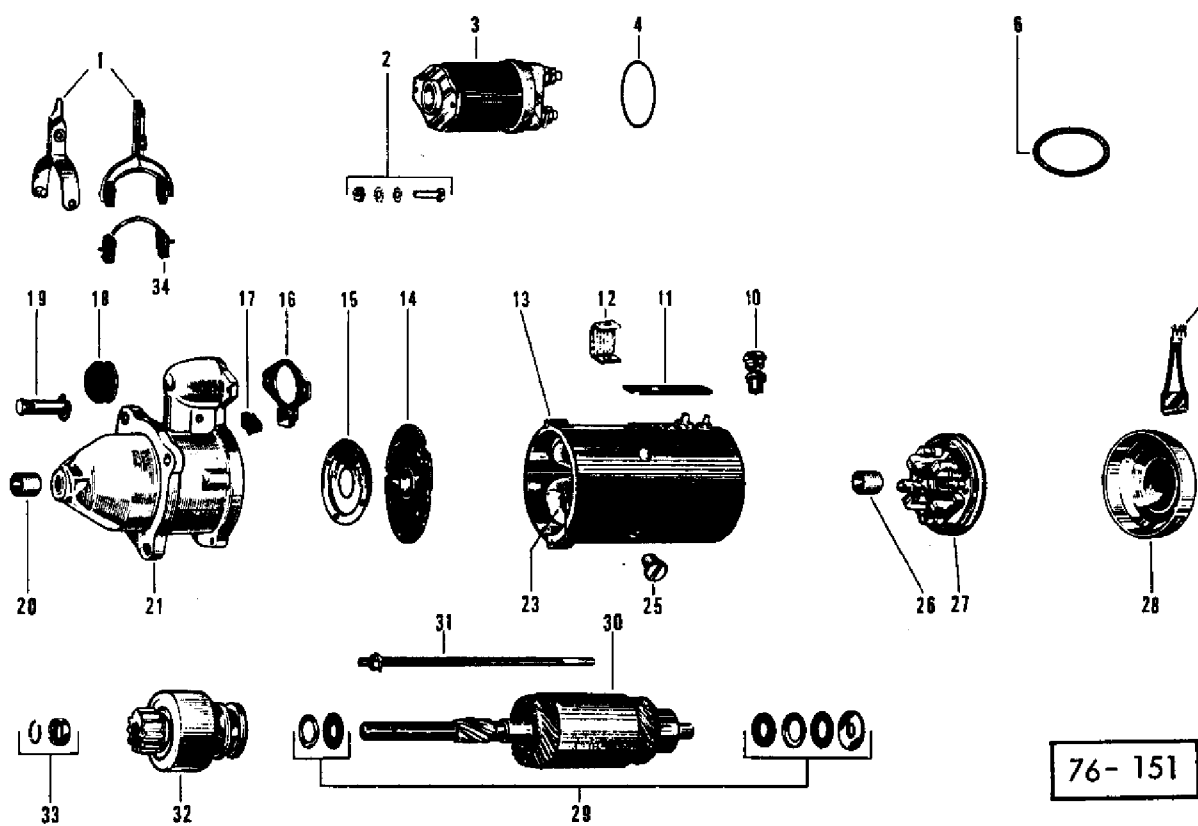
MF 506 COMBINE

Page 187 - STARTER - 1860093M2

Item	Part Number	Qty	Part Description	Comments
				1860093M2
1	1860093M2	1	Startermotor	
2	1888292M91	1	Drive	
3	1805998M1	1	Bracket	
4	1887953M91	1	Coil	
5	1887962M1	2	Bolt	
6	1887964M91	1	Armature	
7	1806001M1	1	Kit, Brush	
8	1887952M91	1	Kit, Brush Plate	
9	1887965M91	1	Spring	
10	1806009M1	1	Housing	
11	1887955M91	1	Kit, Bush	
12	1887956M91	1	Kit, Brake	
13	1887960M91	1	Solenoid Switch	
14	1887961M91	1	Housing	
15	1806226M1	1	Plunger	
16	1887958M1	1	Fork	
17	1635906M91	1	Bearing Carrier	
18	1887967M91	1	Kit, Sundry	
19	1806002M1	1	Kit, Seal	
20	1806003M1	1	Kit, Seal	

DEMARREUR
 ANLASSER
 MOTOR DE ARRANQUE
 STARTER

} 909 971 M2

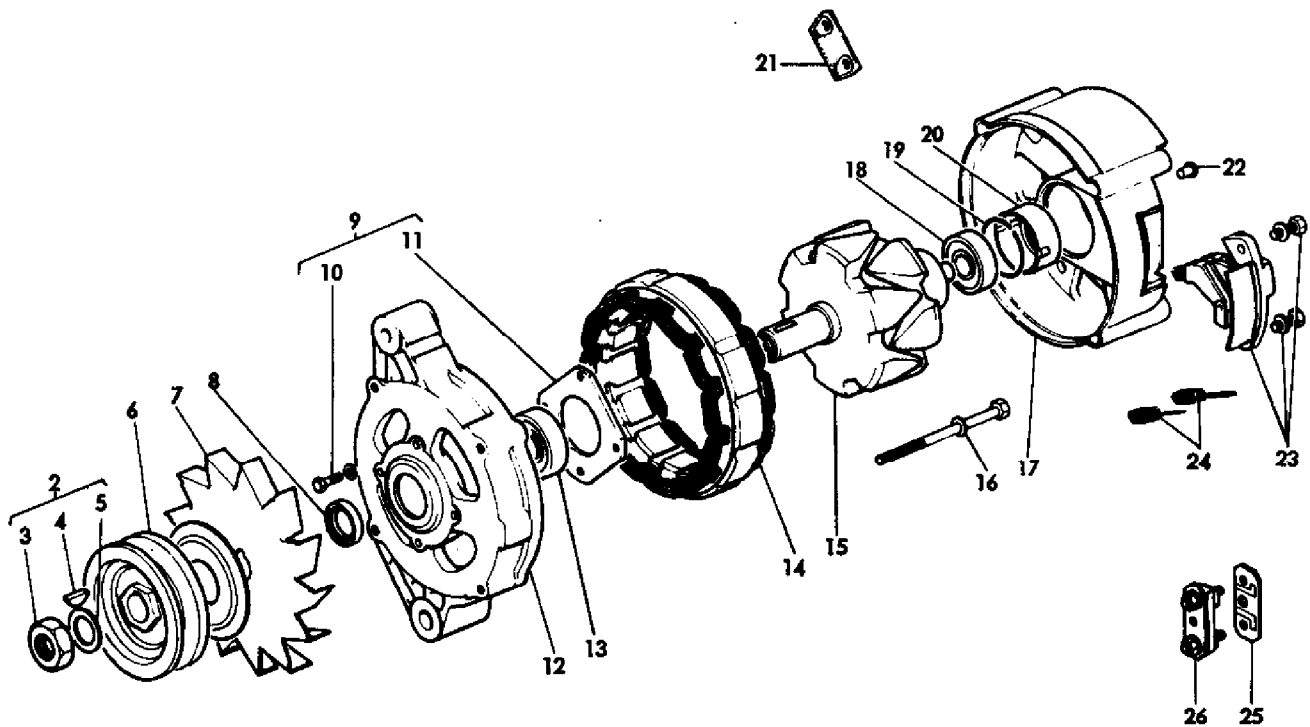
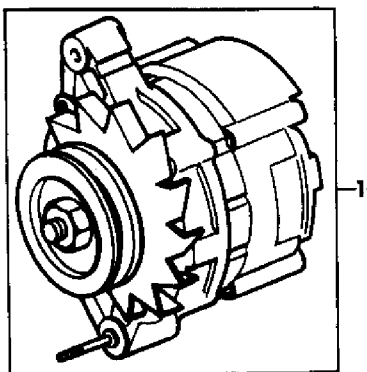


AGCO Corporation
Parts List Report

Massey Ferguson (Europe)
MF 506 COMBINE
Page 188 - STARTER - 909971M2

Item	Part Number	Qty	Part Description	Comments
				909971M2
1	1807149M1	1	Fork	
2	1807157M1	1	Kit	
3	1807158M1	1	Relay	
4	1807156M1	1	Gasket	
6	1807160M2	1	Joint	
8	1630966M91	1	Brush	
10	1807148M1	1	Terminal	
11	1807147M1	1	Plate	
12	1802142M1	1	Union	
13	1807144M1	1	Housing	
14	1639406M91	1	Bearing	
15	1639410M1	1	Disc	
16	1807156M1	1	Gasket	
17	1807155M1	1	Joint	
18	1807138M1	1	Plug	
19	1807151M1	1	Pin	
20	1601858M1	1	Bush	
21	1807137M1	1	Bracket	
23	1807145M1	1	Inductor	
25	1802713M1	4	Screw	
26	1601044M1	1	Bush	
27	1807139M1	1	Bearing	
	1807142M1	4	Spring	
28	1807143M1	1	Cover	
29	1807134M1	1	Parts Pack	
30	1639400M1	1	Armature	
31	1639276M91	2	Bolt	
32	1639401M1	1	Pinion	
33	1807136M1	1	Parts Pack	
34	1807150M1	1	Kit, Brush	

ALTERNATEUR }
 DREHSTROMGENERATOR } 908 487 M2
 ALTERNADOR }
 ALTERNATOR }



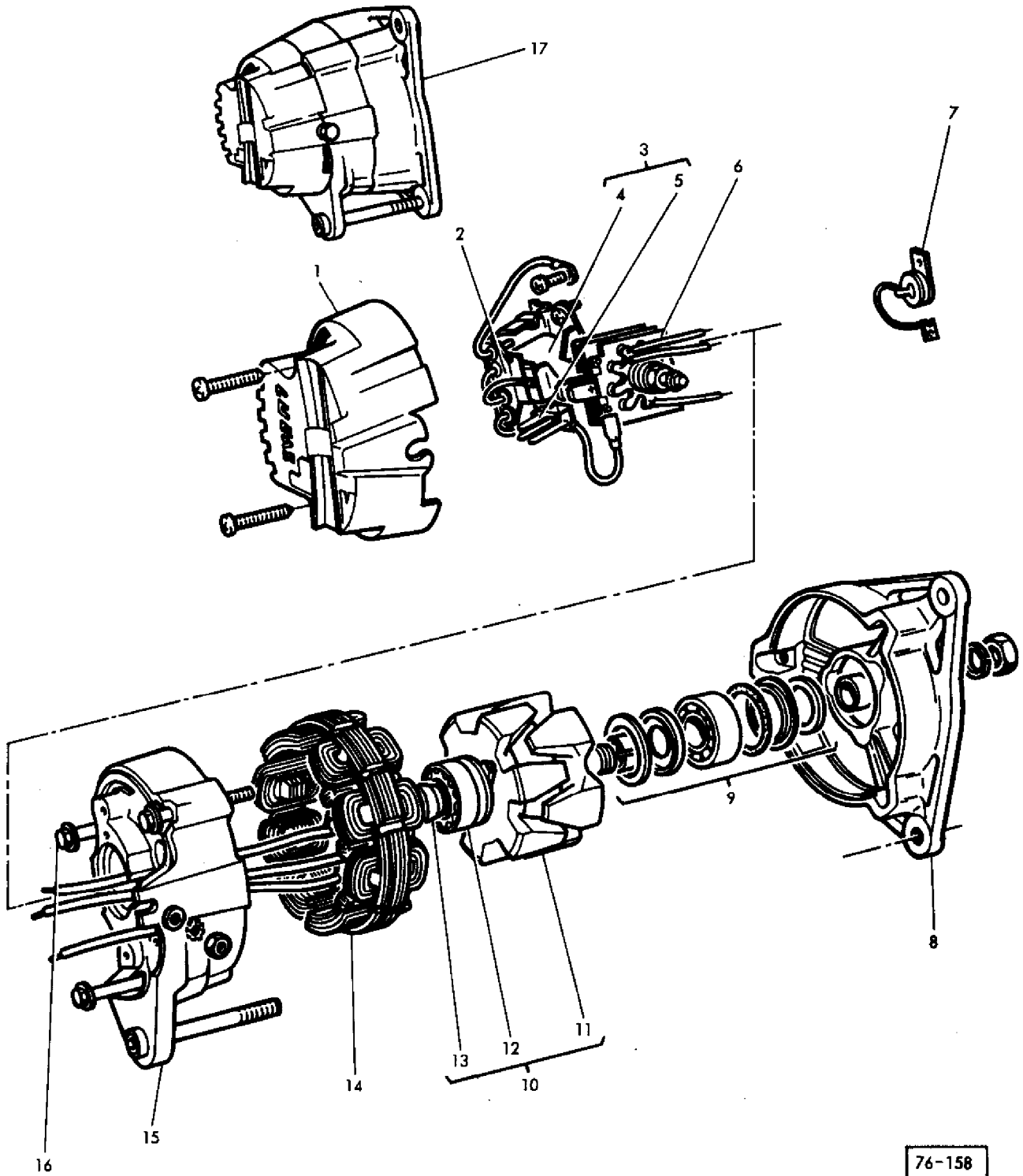
75-542

AGCO Corporation
Parts List Report

Massey Ferguson (Europe)
MF 506 COMBINE
Page 191 - ALTERNATOR - 908487M2

Item	Part Number	Qty	Part Description	Comments
				908487M2
1	908487M2	1	Alternator	
2	1635843M91	1	Parts Pack	(A)
	1805505M1	1	Adjustment	(B)
3		1		Not Serviced, Order 2
4		1		Not Serviced, Order 2
5		1		Not Serviced, Order 2
6	1805502M1	1	Pulley	
7	1805503M2	1	Pan	
8	1805504M1	1	Spacer	
9	1805508M2	1	Plate	
10		4		Not Serviced, Order 9
11		1		Not Serviced, Order 9
12	1805506M1	1	Bearing Carrier	
13	29963X	1	Bearing	
14	1807462M1	1	Stator	
15	1805511M1	1	Rotor	
16	1805510M1	1	Screw	SET 4
17	1630978M91	1	Bearing Carrier	
18	1805525M1	1	Bearing	
19	1630980M1	1	Gasket	
20	1639402M1	1	Bush	
21	1805519M1	1	Condenser	
22	1805524M92	1	Plug	SET 20
23	1805514M2	1	Bearer	
	1645920M1	1	Deflector	
24	1805518M1	1	Brush	SET 2
25	1805522M1	1	Bearer	
26	1630979M1	1	Fuse	
				(A)
				WITH NUT 14.150
				(B)
				WITH NUT 16.125

ALTERNATEUR }
DREHSTROMGENERATOR } 1 446 923 M91
ALTERNADOR }
ALTERNATOR }



76-158

AGCO Corporation
Parts List Report

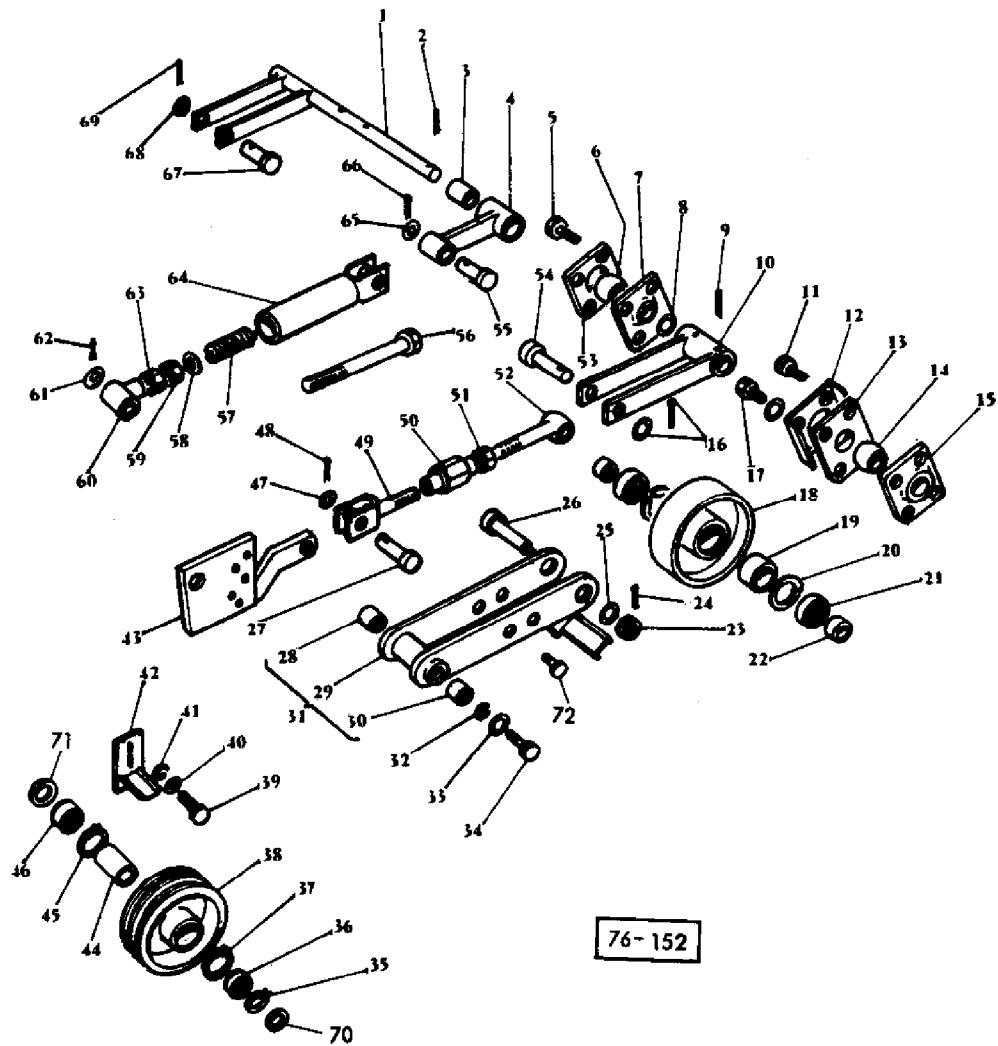
Massey Ferguson (Europe)

MF 506 COMBINE

Page 192 - ALTERNATOR - 1446923M91

Item	Part Number	Qty	Part Description	Comments
				1446923M91
1	1889096M1	1	Cover	
2	1887416M1	1	Regulator	
3	1887425M1	1	Box	
4		1		Not Serviced, Order 3
5	1887426M1	1	Brush	
6	1888323M1	1	Rectifier	
7	1889099M1	1	Protector	
8	1888324M1	1	Support	
9	1889097M1	1	Bearing Assy	
10	1889098M1	1	Rotor	
11		1		Not Serviced, Order 10
12	1887422M1	1	Kit, Bearing	
13	1887421M1	1	Ring	
14	1889101M1	1	Stator	
15	1888326M1	1	Bearing Carrier	
16	1887427M1	1	Bolt	
17	1446923M91	1	Alternator	

COMMANDE DE BATTAGE
DRESCHANTRIEB
MANDO DEL CILINDRO DE TRILLA
CYLINDER DRIVE



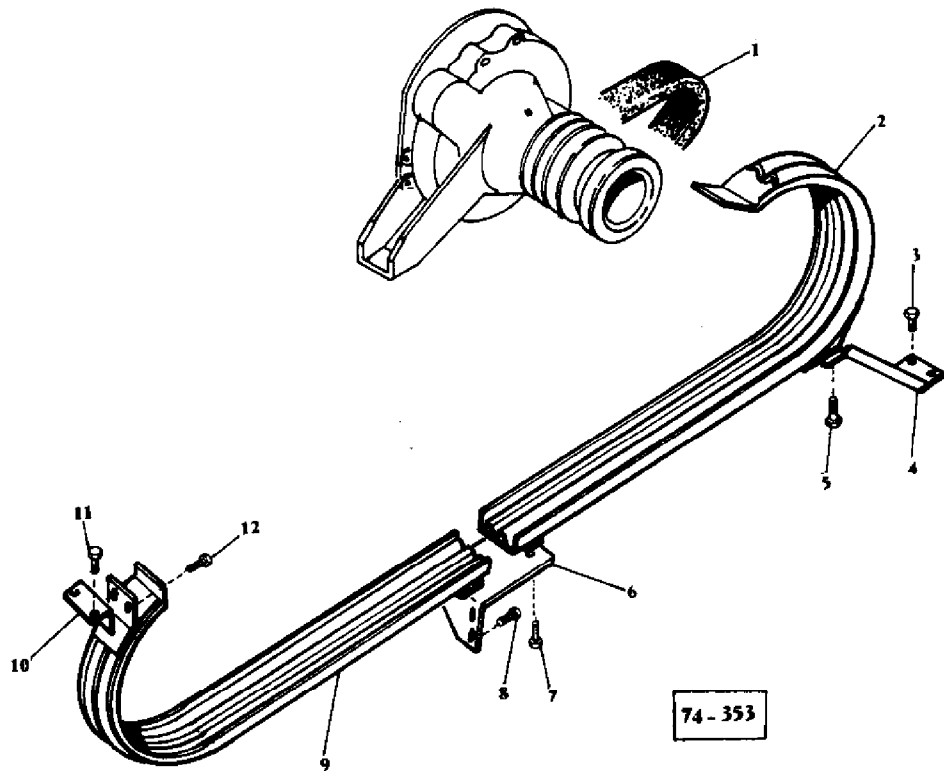
AGCO Corporation
Parts List Report

Massey Ferguson (Europe)
MF 506 COMBINE
Page 195 - CYLINDER DRIVE

Item	Part Number	Qty	Part Description	Comments
1	916931M91	1	Lever	
2	339052X1	3	Pin	
	339174X1	3	Pin	
3	1721067M1	1	Bush	
4	1721639M91	1	Lever	
5	390379X1	4	Bolt Metric	
	339374X1	4	Lock Washer	
	339169X1	4	Nut Metric	
6	323621X1	1	Bearing	
7	414815X1	1	Plate	
8	391013X1	1	Washer Metric	
9	397436X1	1	Pin	
10	1721066M91	1	Lever	
11	390379X1	2	Bolt Metric	
	339374X1	2	Lock Washer	
	339169X1	2	Nut Metric	
12	1721680M1	1	Plate	
13	414815X1	1	Plate	
14	323621X1	1	Bearing	
15	414815X1	1	Plate	
16	391123X1	1	Washer Metric	
	391405X1	1	Pin	
17	339761X1	2	Screw Metric	
	390972X1	2	Washer Metric	
	339374X1	2	Lock Washer	
	339169X1	2	Nut Metric	
18	1721013M1	1	Pulley	
19	1721010M1	1	Bush	
20	339199X1	2	Ring	
21	391107X1	2	Bearing Assy	
22	1721011M1	2	Spacer	
23	391214X1	1	Nut Metric	
24	339129X1	1	Pin	
25	390735X1	1	Washer Metric	
26	1721012M1	1	Pin	
27	1441324X1	1	Pin	
28	1720262M1	1	Bush	
29	1603708M91	1	Bracket	
30	1720262M1	1	Bush	

31	1603709M91	1	Bracket	
32	339369X1	1	Lock Washer	
33	339882X1	1	Washer	
34	339139X1	1	Screw Metric	
35	1440475X1	1	Circlip	
36	391107X1	1	Bearing Assy	
37	339199X1	1	Ring	
38	1603689M1	1	Pulley	
39	390379X1	2	Bolt Metric	
40	390972X1	2	Washer Metric	
41	339374X1	2	Lock Washer	
42	1603683M91	1	Bracket	
43	1721070M92	1	Plate	
44	1721010M1	1	Bush	
45	339199X1	1	Ring	
46	391107X1	1	Bearing Assy	
47	391123X1	1	Washer Metric	
48	391405X1	1	Pin	
49	1720283M91	1	Yoke	
50	339340X1	1	Nut Metric	
51	339495X1	1	Nut	
52	1720286M91	1	Arm	
53	414815X1	1	Plate	
54	1441323X1	1	Pin	
55	1441323X1	1	Pin	
56	391905X1	1	Bolt Metric	
57	1706050M1	1	Spring	
58	1721005M1	1	Washer	
59	1440210X1	1	Nut	
60	1721034M91	1	Block	
61	339554X1	1	Washer	
62	339133X1	1	Pin	
63	1440210X1	1	Nut	
64	1721015M91	1	Yoke	
65	391123X1	1	Washer Metric	
66	391405X1	1	Pin	
67	1441324X1	1	Pin	
68	391123X1	1	Washer Metric	
69	391405X1	1	Pin	
70	390776X1	1	Washer Metric	1MM
71	390798X1	3	Washer	2 MM
72	339299X1	1	Screw Metric	
	339569X1	1	Lock Washer	
	339054X1	1	Nut Metric	

GARANTS (COMMANDE DE BATTAGE)
SCHUTZBLECHE (DRESCHANTRIEB)
PROTECCIONES (MANDO DEL CILINDRO DE TRILLA)
GUARDS (CYLINDER DRIVE)



AGCO Corporation
Parts List Report

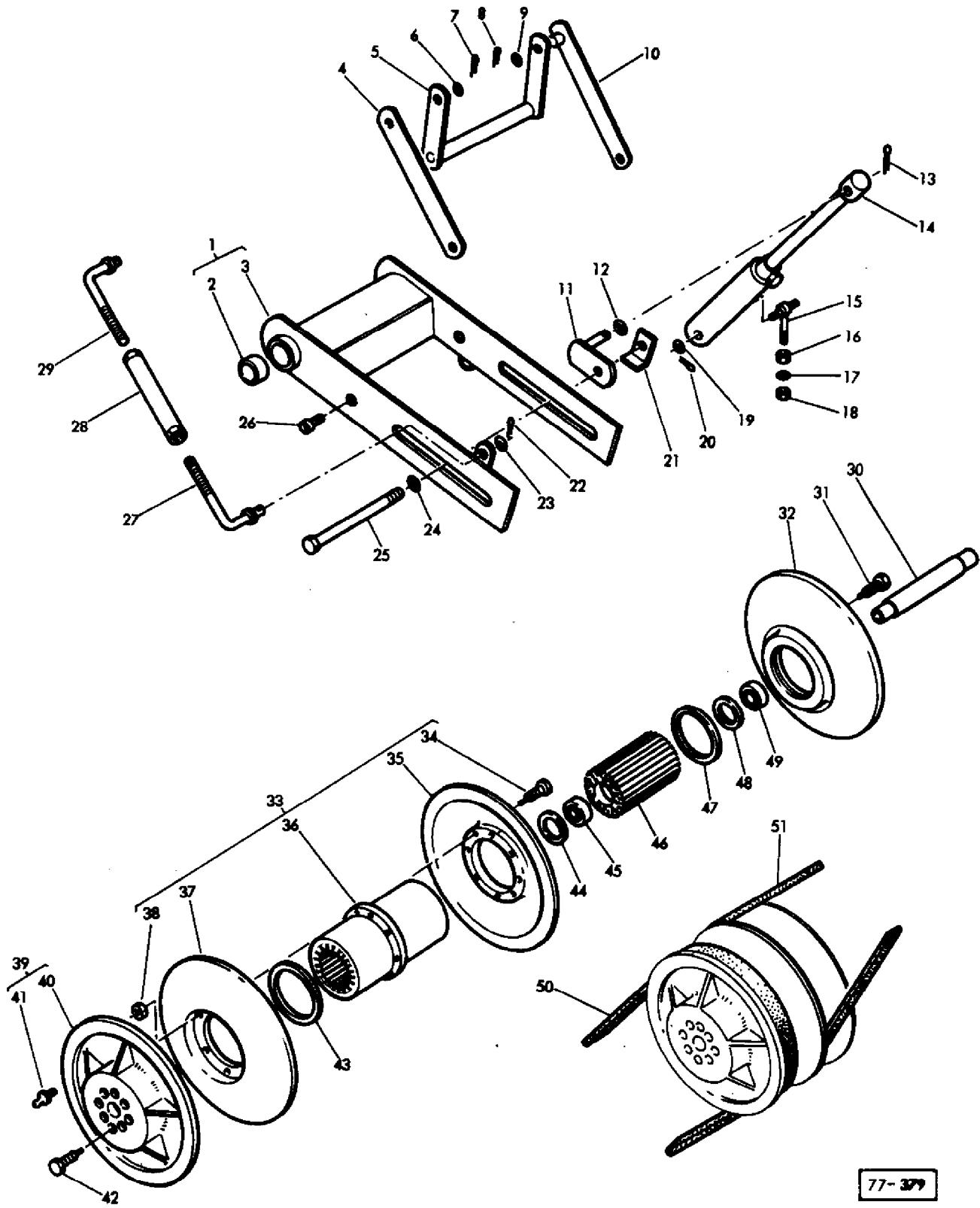
Massey Ferguson (Europe)

MF 506 COMBINE

Page 199 - GUARDS-TRANSMISSION - CYLINDER DRIVE

Item	Part Number	Qty	Part Description	Comments
				CYLINDER DRIVE
1	1720255M1	1	Belt	
2	916273M91	1	Guard	
3	339761X1	2	Screw Metric	
	390972X1	2	Washer Metric	
	339374X1	2	Lock Washer	
	339169X1	2	Nut Metric	
4	609854M91	1	Bracket	
5	339124X1	2	Screw Metric	
	339374X1	2	Lock Washer	
	390972X1	2	Washer Metric	
6	916275M1	1	Bearer	
7	339124X1	4	Screw Metric	
	339374X1	4	Lock Washer	
	390972X1	4	Washer Metric	
8	390379X1	2	Bolt Metric	
	339374X1	2	Lock Washer	
	390972X1	2	Washer Metric	
9	916272M92	1	Cowl	
10	609861M1	1	Plate	
11	339170X1	2	Screw	
	390972X1	2	Washer Metric	
	339374X1	2	Lock Washer	
	339169X1	2	Nut Metric	
12	339228X1	2	Screw Metric	
	339374X1	2	Lock Washer	
	390972X1	2	Washer Metric	

VARIATEUR DE VITESSES
FAHVERSTELLTRIEB
VARIADOR DE VELOCIDADES
TRACTION DRIVE



77-379

AGCO Corporation
Parts List Report

Massey Ferguson (Europe)
MF 506 COMBINE
Page 200 - TRACTION DRIVE

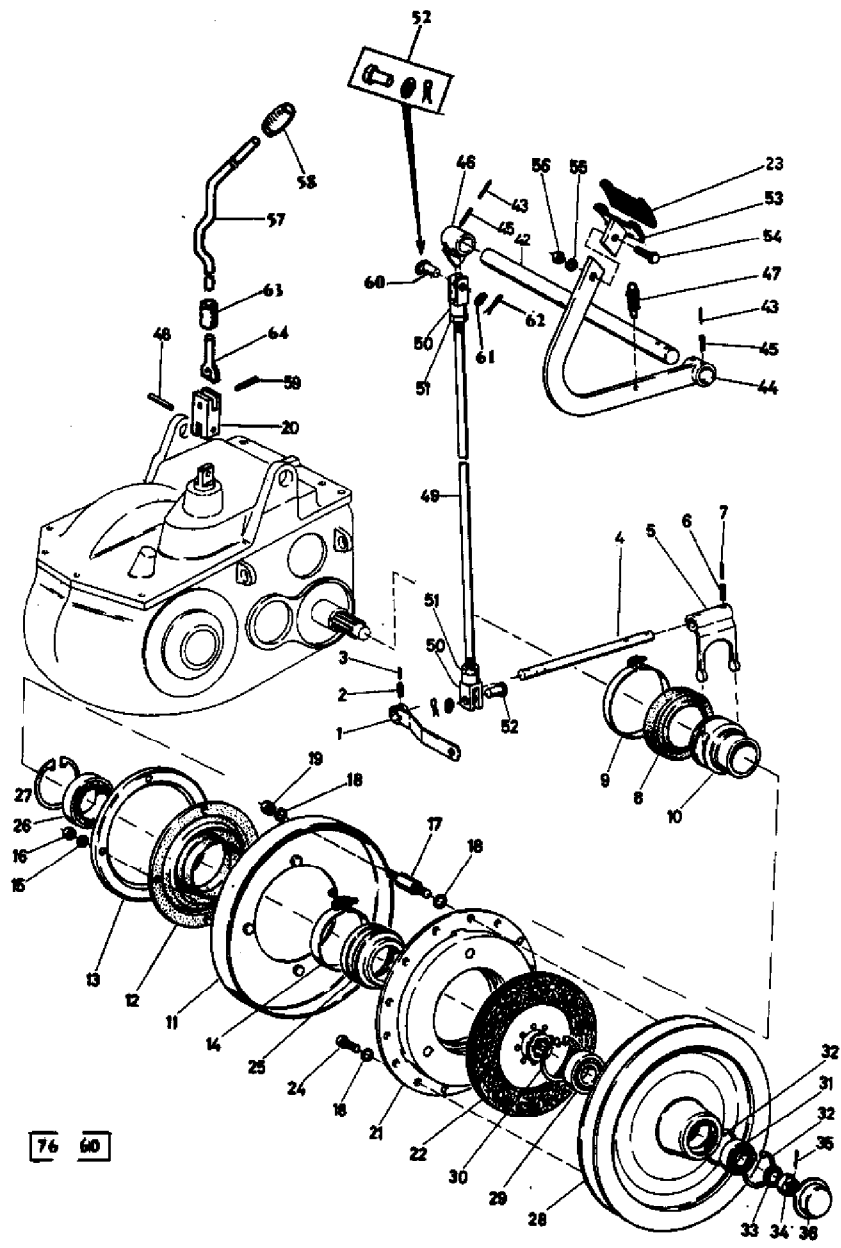
Item	Part Number	Qty	Part Description	Comments
1	621313M92	1	Arm	
2	417984M1	2	Bush	
3		1		Not Serviced, Order 1
4	404804M1	1	Plate	
5	621318M91	1	Axle	
6	390187X1	1	Washer Metric	
7	339076X1	1	Pin	
8	339076X1	1	Pin	
9	390187X1	1	Washer Metric	
10	417996M91	1	Plate	
11	621600M91	1	Plate	
12	339027X1	2	Washer Metric	
13	391405X1	1	Pin	
14		1	Ram	(A)
15	418005M91	1	Bolt	
16	339035X1	1	Nut Metric	
17	339378X1	1	Lock Washer	
18	339035X1	1	Nut Metric	
19	339027X1	1	Washer Metric	
20	391405X1	1	Pin	
21	621322M91	1	Nut	
22	339076X1	1	Pin	
23	390187X1	1	Washer Metric	
24	339057X1	1	Washer	
25	621324M1	1	Bolt	
26	391110X1	2	Screw Metric	
27	404828M91	1	Bolt	
28	404837M91	1	Tumbuckle	
29	404834M91	1	Bolt	
30	916045M3	1	Shaft	
31	339401X1	7	Screw Metric	
	1442647X1	1	Screw	
32	1603314M2	1	Pulley	
33	916445M92	1	Pulley	
34	339009X1	8	Bolt Metric	
35	916391M2	1	Pulley Half	
36	916392M2	1	Bush	
37	916391M2	1	Pulley Half	
38	339169X1	8	Nut Metric	

39	1603047M92	1	Pulley	
40		1		Not Serviced, Order 39
41	1441858X1	1	Greaser	
42	339401X1	7	Screw Metric	
	1442647X1	1	Screw	
43	916394M1	1	Gasket	
44	916437M2	1	Gasket	
45	1440496X1	1	Bearing Ball	
46	916393M2	1	Hub	
47	916394M1	1	Gasket	
48	916437M2	1	Gasket	
49	1440496X1	1	Bearing Ball	
50	621320M2	1	Belt	
51	621321M2	1	Belt	

(A)

See Page/Reference Number 291

EMBRAYAGE
 KUPPLUNG
 EMBRAGUE
 CLUTCH



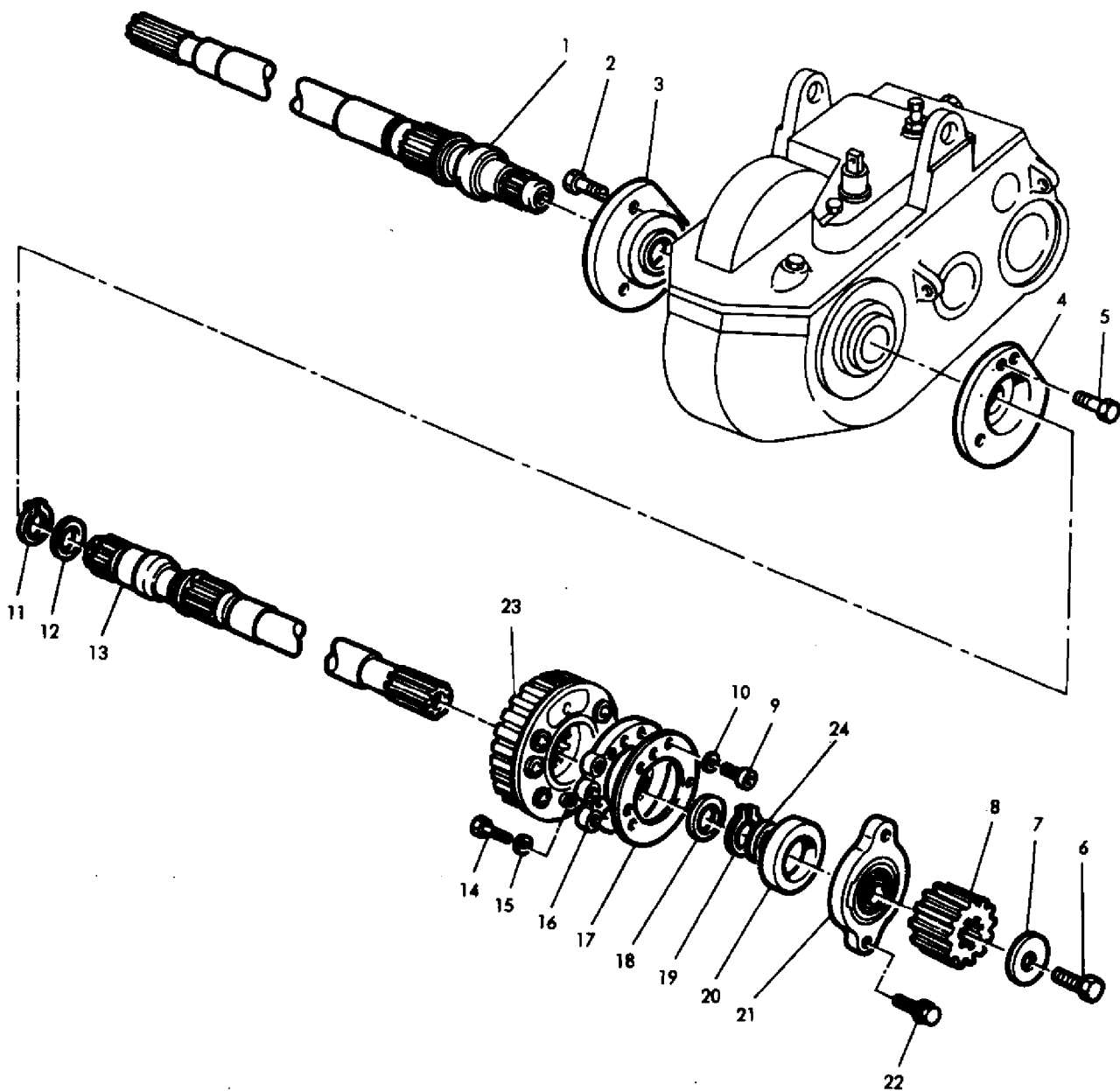
AGCO Corporation
Parts List Report

Massey Ferguson (Europe)
MF 506 COMBINE
Page 203 - CLUTCH

Item	Part Number	Qty	Part Description	Comments
1	621337M92	1	Lever	
2	339390X1	1	Pin	
3	339541X1	1	Peg	
4	415840M1	1	Shaft	
5	415294M91	1	Fork	
6	339071X1	2	Pin	
7	339664X1	2	Pin	
8	415270M1	1	Gaiter	
9	391147X1	1	Clip	
10	415271M91	1	Bush	
11	415274M91	1	Housing	
12	415276M1	1	Gaiter	
13	416847M1	1	Retainer	
14	391146X1	1	Clip	
15	339375X1	4	Lock Washer	
16	339030X1	4	Nut Metric	
17	415281M1	3	Bolt	
18	339374X1	15	Lock Washer	
19	339169X1	3	Nut Metric	
20	417033M1	1	Block	
21	1722157M1	1	Plate	
22	1722158M1	1	Disc	
23	1603394M1	1	Cap	
24	339123X1	9	Screw Metric	
25	415282M1	1	Coupler	
26	391145X1	1	Bearing Ball	
27	339606X1	1	Circlip	
28	621330M1	1	Pulley	
29	391361X1	1	Bearing Ball	
30	1440479X1	1	Circlip	
31	391360X1	1	Bearing Ball	
32	339126X1	2	Circlip	
33	415284M1	1	Washer	
34	339075X1	1	Nut Metric	
35	339058X1	1	Pin	
36	414089M1	1	Cap	
42	418636M1	1	Shaft	
43	339174X1	2	Pin	
44	417098M91	1	Lever	

	346161X1	1	Hair Pin
45	339052X1	2	Strip
46	418641M91	1	Lever
47	417134M2	1	Spring
48	339080X1	2	Roll Pin
49	609774M1	1	Rod
50	390094X1	2	Yoke
51	339402X1	2	Nut Metric
52	391257X1	1	Pin
53	916997M91	1	Pedal
54	339451X1	1	Screw Metric
55	339376X1	1	Lock Washer
56	339402X1	1	Nut Metric
57	1604013M2	1	Lever
58	403262M1	1	Handle
59	391362X1	2	Pin
60	391257X1	1	Pin
61	339503X1	2	Washer Metric
62	1441482X1	2	Pin
63	1604015M2	1	Bush
64	1604014M1	1	Stem

TRANSMISSION (AVANCEMENT)
UBERTRAGUNG (FORTSCHRITT)
TRANSMISSION (AVANCE)
TRANSMISSION (TRACTION)



79-82

AGCO Corporation
Parts List Report

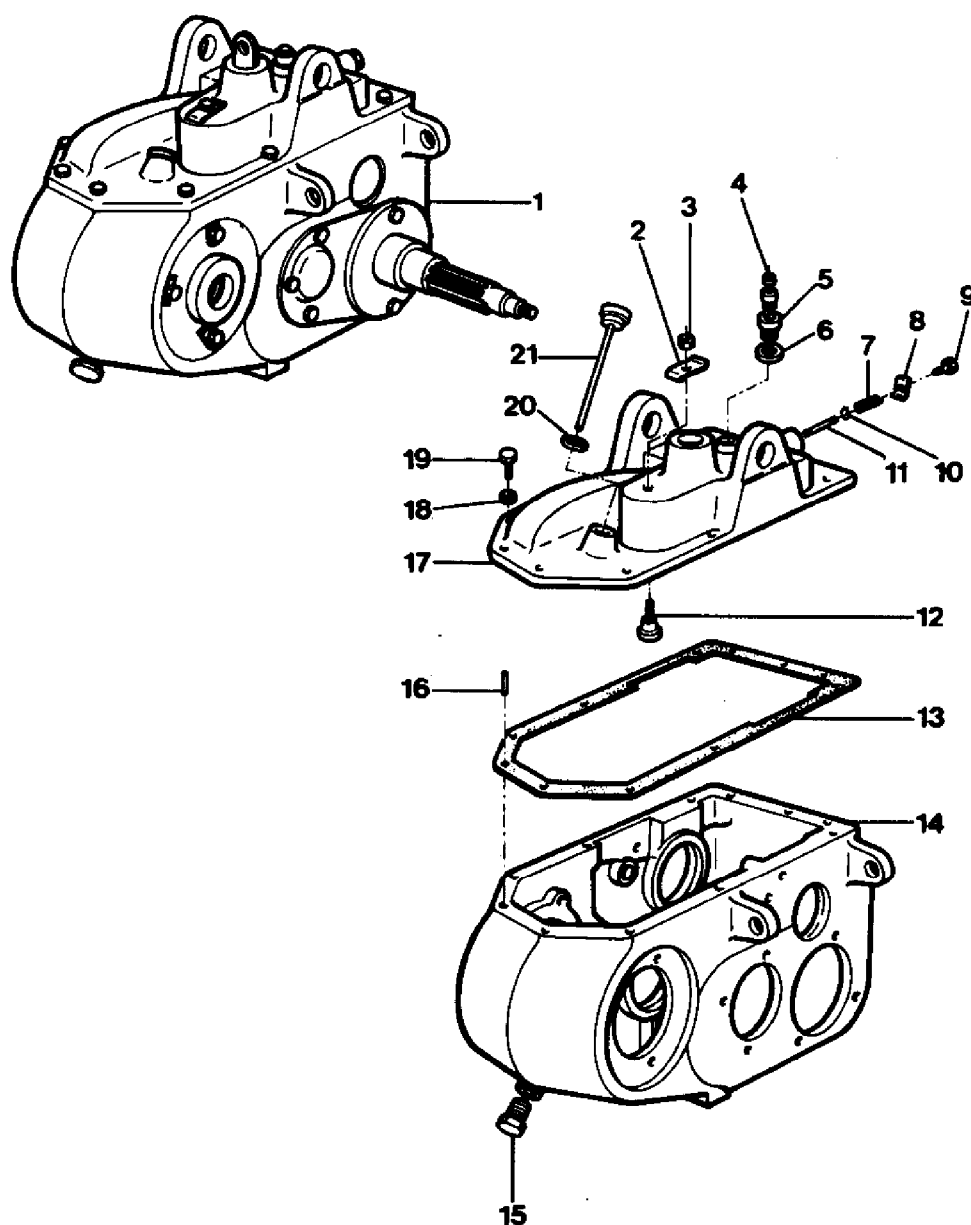
Massey Ferguson (Europe)

MF 506 COMBINE

Page 204 - TRANSMISSION - TRACTION

Item	Part Number	Qty	Part Description	Comments
				TRACTION
1	1628826M91	1	Shaft	Right Hand
2	339008X1	3	Bolt Metric	
	339817X1	3	Washer Metric	
	339374X1	3	Lock Washer	
	339169X1	3	Nut Metric	
3	403185M1	1	Retainer	
4	403185M1	1	Retainer	
5	339008X1	3	Bolt Metric	
	339817X1	3	Washer Metric	
	339374X1	3	Lock Washer	
	339169X1	3	Nut Metric	
6	1442334X1	2	Bolt	
7	338642X1	2	Washer	
8	609684M1	2	Pinion	Number of Teeth/Splines: 12
9	1440904X1	12	Screw Metric	
10	1440990X1	12	Washer	
11	1440478X1	1	Circlip	
12	417128M1	1	Washer	
13	1628827M91	1	Shaft	Left Hand
14	1441701X1	12	Screw Metric	
15	1440990X1	12	Washer	
16	418134M1	2	Housing	
17	1725304M1	2	Joint	
18	417128M1	1	Washer	
19	1440478X1	1	Circlip	
20	417213M1	2	Washer	
21	418135M1	2	Housing	
22	391369X1	4	Bolt Metric	
23	1721440M1	2	Brake	
24	609683M1	2	Spacer	

BOITE DE VITESSES - COUVERCLE - CARTER
 GETRIEBE - DECKEL - GEHAUSE
 CAJA DE VELOCIDADES - TAPA - CAJA
 GEAR BOX - COVER - HOUSING



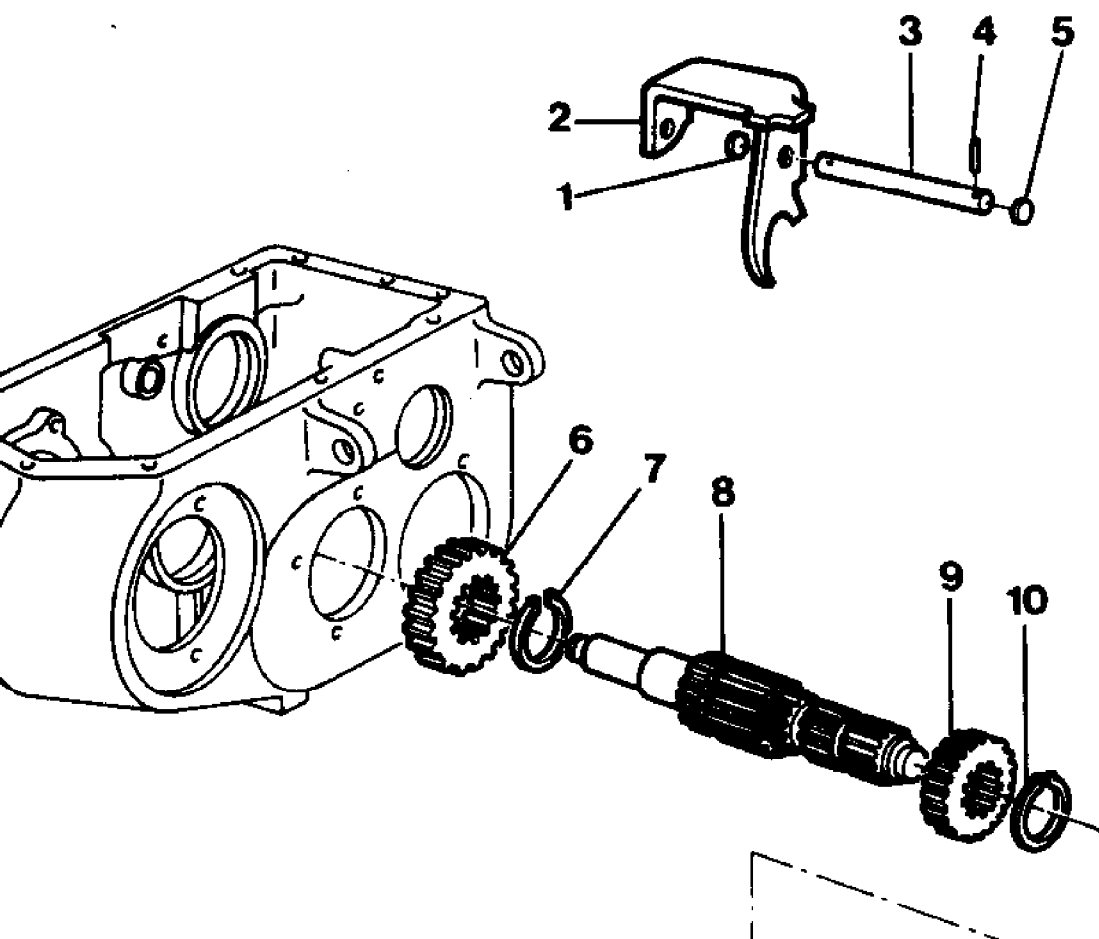
79-83

AGCO Corporation
Parts List Report

Massey Ferguson (Europe)
MF 506 COMBINE
Page 207 - GEAR BOX - COVER

Item	Part Number	Qty	Part Description	Comments
				COVER
				HOUSING
1	1603501M96	1	Gearbox	
2	613407M1	1	Lock Washer	
3	353916X1	1	Nut Unf	
4	190729M91	1	Breather	
5	416830M1	1	Plug	
6	391358X1	1	Washer	
7	418535M1	2	Spring	
8	405367M1	1	Plate	
9	418534M1	2	Bolt	
10	390236X1	2	Ring	
11	418536M1	2	Pin	
12	404252M1	1	Stop	
13	613409M1	1	Gasket	
14	417844M1	1	Housing	
15	417856M1	1	Plug	
16	391416X1	2	Pin	
17	417845M1	1	Cover	
18	22764X	9	Lock Washer	
19	353691X1	9	Screw Unc	
20	390688X1	1	Seal	
21	416831M91	1	Dipstick	

BOITE DE VITESSES - PIGNONS VITESSES
GETRIEBE - GESCHWINDIGKEITKEGELRAD
CAJA DE VELOCIDADES - ENGRANAJES DE VELOCIDADES
GEAR BOX - SPEED GEAR



AGCO Corporation
Parts List Report

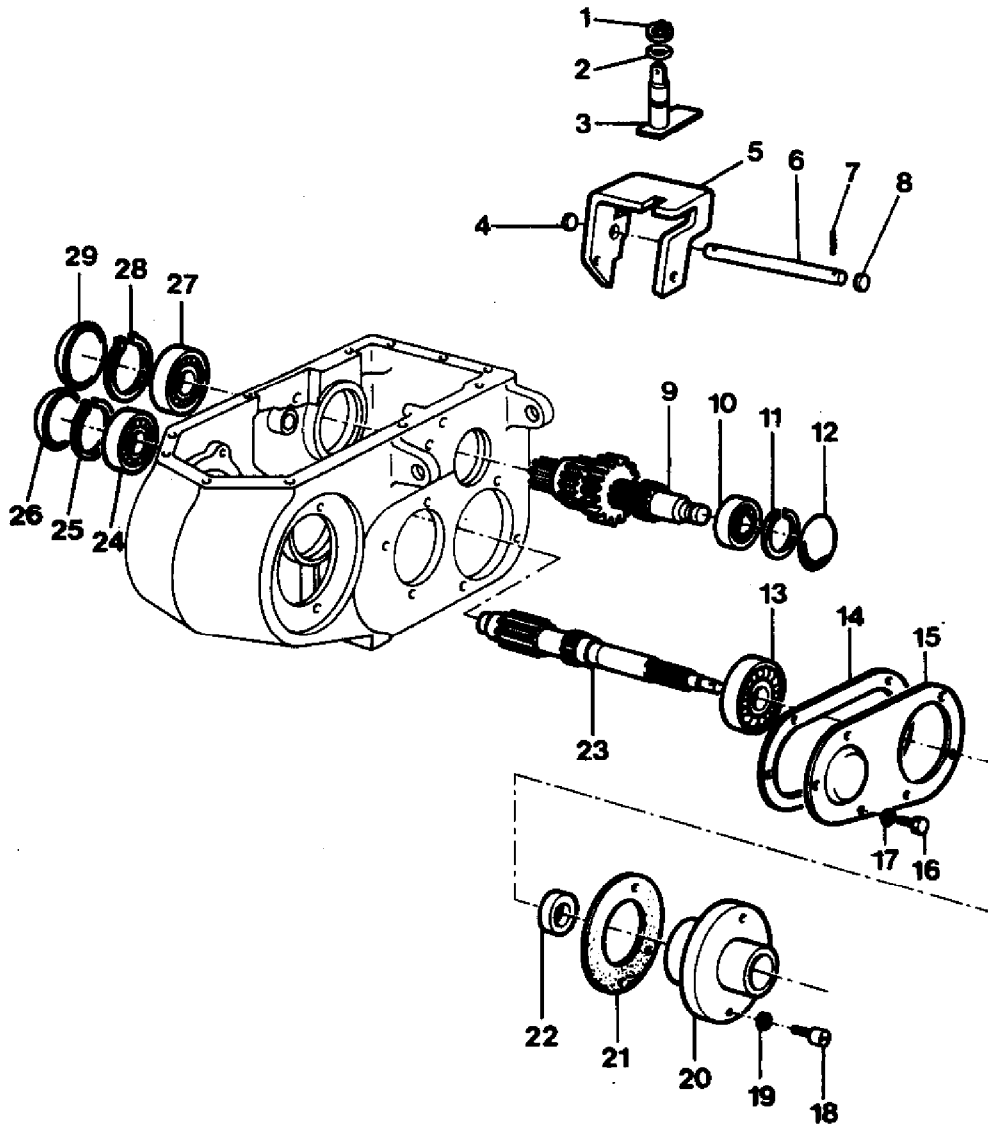
Massey Ferguson (Europe)

MF 506 COMBINE

Page 208 - GEAR BOX - SPEED GEAR

Item	Part Number	Qty	Part Description	Comments
				SPEED GEAR
1	390239X1	1	Plug	
2	414652M91	1	Fork	
3	613435M1	1	Rod	
4	330386X1	1	Pin	
5	390239X1	1	Plug	
6	412058M1	1	Gear	2ND
7	390232X1	1	Circlip	
8	412060M4	1	Shaft	
9	412059M1	1	Gear	3RD
10	390233X1	1	Circlip	
11	1440508X1	1	Bearing Ball	
12	1603499M4	1	Gear	1ST REVE SP
13	1440511X1	1	Bearing Assy	
14	1440516X1	1	Circlip	
15	390242X1	1	Seal	

BOITE DE VITESSES - ARBRE PRIMAIRE ET SECONDAIRE
 GETRIEBE - HAUPTWELLE - NEBENWELLE
 CAJA DE VELOCIDADES - ARBOL PRIMARIO - SECUNDARIO
 GEAR BOX - PRIMARY AND SECOND MOTION SHAFT



79-85

AGCO Corporation
Parts List Report

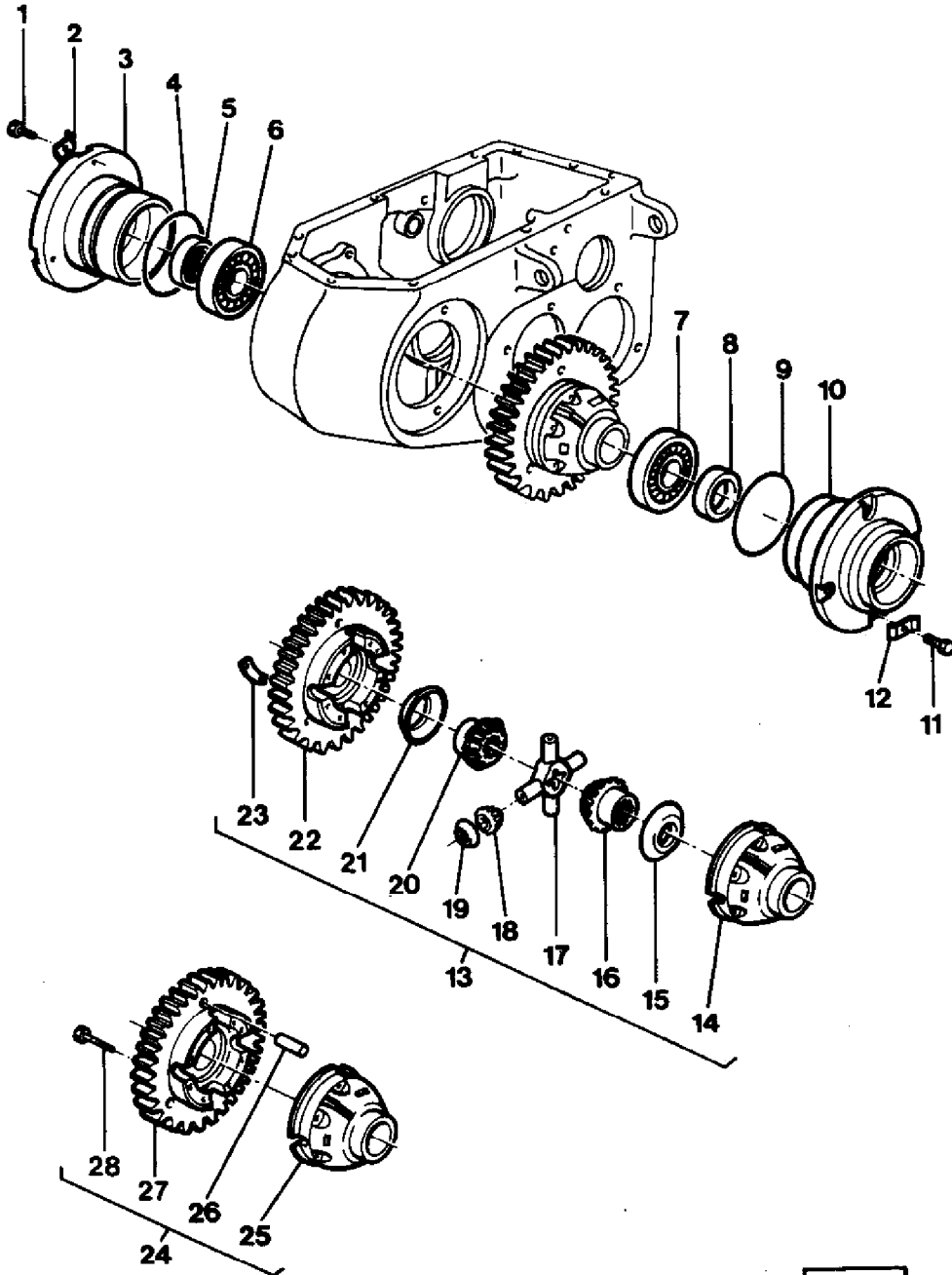
Massey Ferguson (Europe)

MF 506 COMBINE

Page 209B - GEAR BOX - PRIMARY AND SECOND MOTION SHAFT

Item	Part Number	Qty	Part Description	Comments
				PRIMARY AND SECOND MOTION SHAFT
1	1442373X1	1	Ring	
2	390235X1	1	Ring	
3	609951M91	1	Selector	
4	390239X1	1	Plug	
5	414655M1	1	Fork	
6	613435M1	1	Rod	
7	330386X1	1	Pin	
8	390239X1	1	Plug	
9	1604162M92	1	Shaft	
10	1440494X1	1	Bearing Ball	
11	1440479X1	1	Circlip	
12	390238X1	1	Plug	
13	1440511X1	1	Bearing Assy	
14	415837M1	1	Joint	
15	415836M1	1	Cover	
16	339124X1	3	Screw Metric	
17	339374X1	3	Lock Washer	
18	390174X1	3	Bolt	
19	339374X1	3	Lock Washer	
20	415838M1	1	Flange	
21	415839M1	1	Joint	
22	415269M1	1	Bush	
23	1603500M2	1	Shaft	
24	1440508X1	1	Bearing Ball	
25	1440480X1	1	Circlip	
26	390237X1	1	Plug	
27	1440508X1	1	Bearing Ball	
28	1440480X1	1	Circlip	
29	390237X1	1	Plug	

BOITE DE VITESSES - DIFFERENTIEL
GETRIEBE - DIFFERENTIAL
CAJA DE VELOCIDADES - DIFERENCIAL
GEAR BOX - DIFFERENTIAL



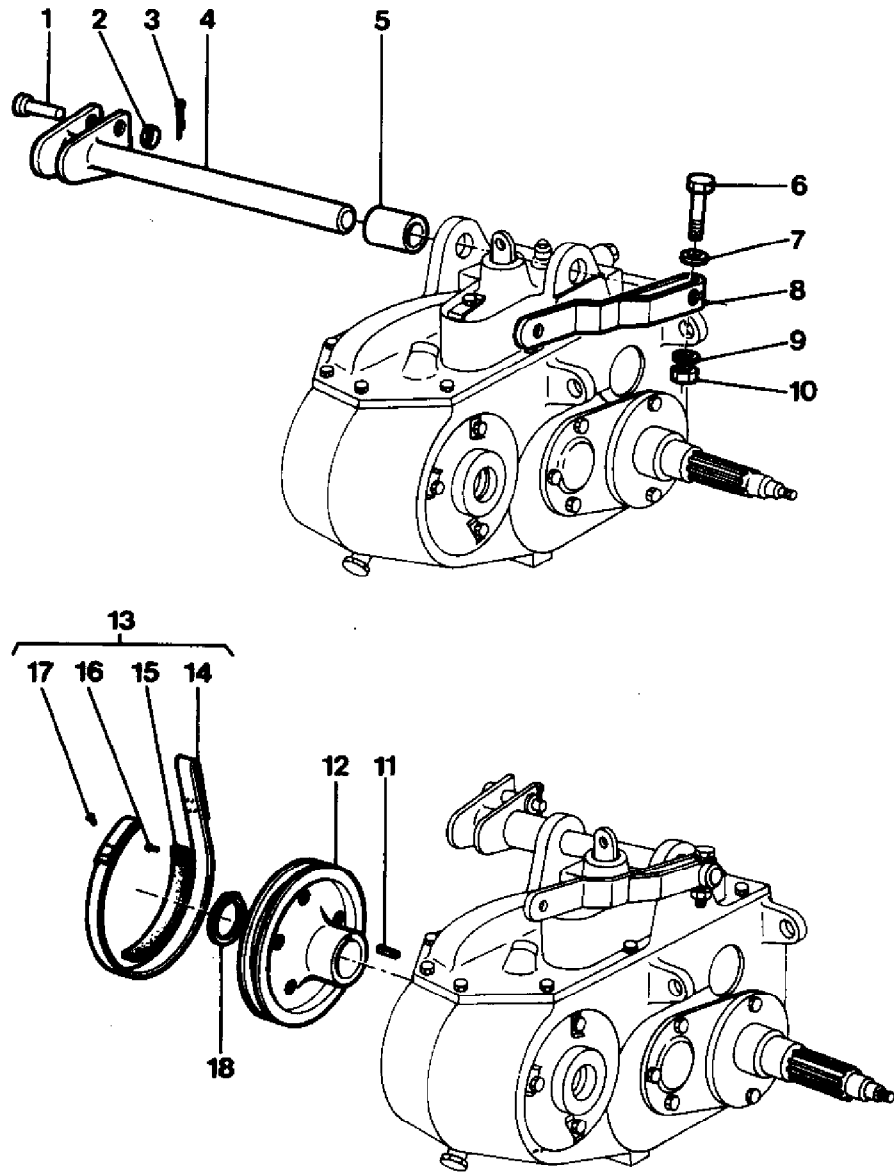
79-86

AGCO Corporation
Parts List Report

Massey Ferguson (Europe)
MF 506 COMBINE
Page 209C - GEAR BOX - DIFFERENTIAL

Item	Part Number	Qty	Part Description	Comments
DIFFERENTIAL				
1	353690X1	3	Screw Unc	
2	414607M1	3	Plate	
3	416765M1	1	Housing	
4	416766M1	1	Seal	
5	1441464X1	1	Bush	
6	391162X1	1	Bearing Ball	
7	391162X1	1	Bearing Ball	
8	1441464X1	1	Seal	
9	416766M1	1	Seal	
10	416765M1	1	Housing	
11	353690X1	3	Screw Unc	
12	414607M1	3	Plate	
13	417857M93	1	Differential	
14		1	Housing	(A)
15	415963M1	1	Washer	
16	416773M1	1	Pinion	
17	417582M2	1	Crosspiece	
18	417584M92	4	Pinion	
19	1628536M1	4	Washer	
20	416773M1	1	Pinion	
21	415963M1	1	Washer	
22		1	Cap	(A)
23	417586M1	4	Plate	
24	417858M91	1	Housing	
25		1	Housing	(A)
26	1628883M1	3	Pin	
27		1	Cap	(A)
28	339291X1	8	Bolt Metric	(A)
				Not Serviced, Order 417858M91

BOITE DE VITESSES - FREIN
 GETRIEBE - BREMS
 CAJA DE VELOCIDADES - FRENO
 GEAR BOX - BRAKE



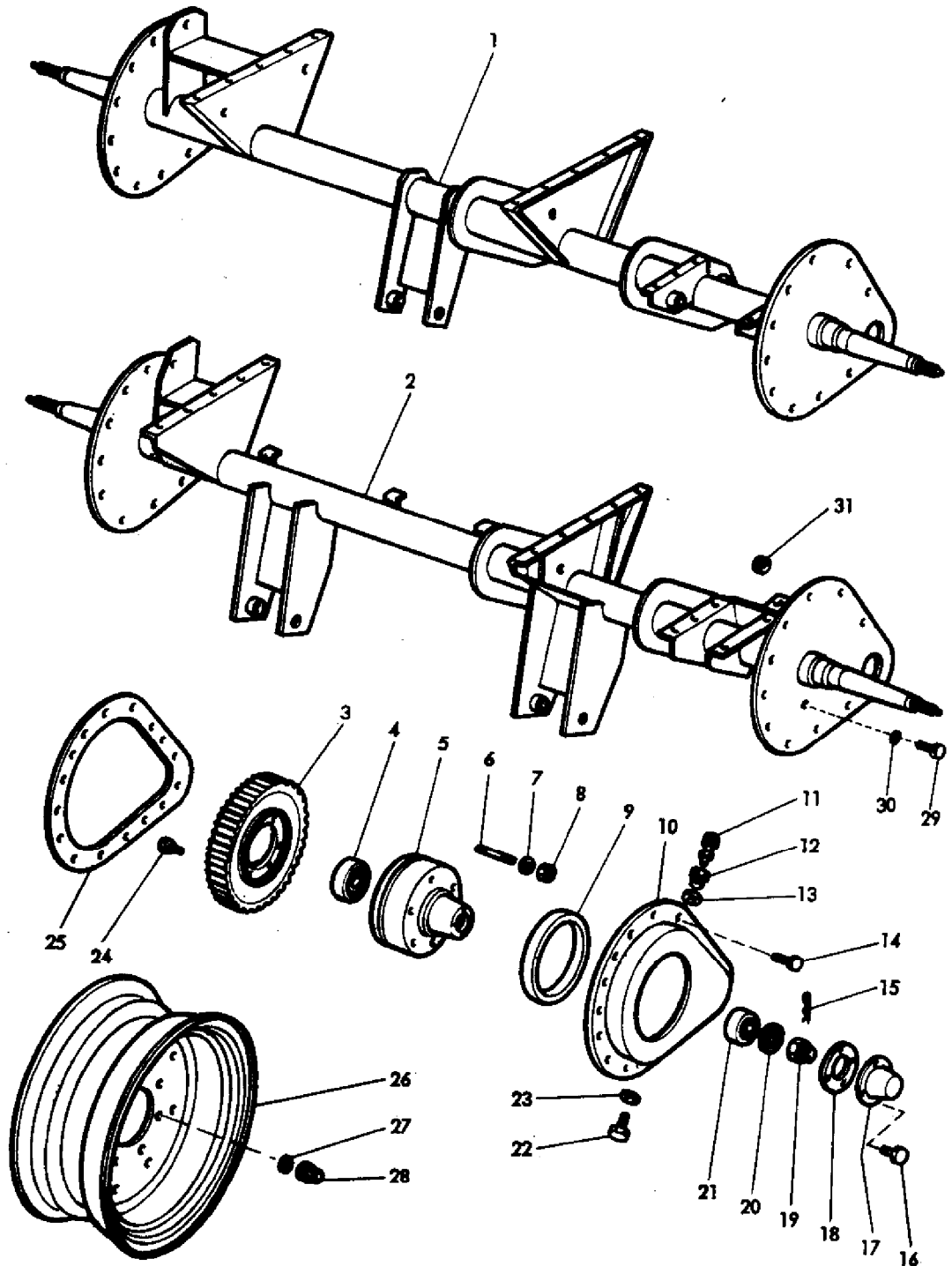
79-87

AGCO Corporation
Parts List Report

Massey Ferguson (Europe)
MF 506 COMBINE
Page 209F - GEAR BOX - BRAKE

Item	Part Number	Qty	Part Description	Comments
				BRAKE
1	339154X1	2	Pin	
2	339763X1	2	Washer	
3	339076X1	2	Pin	
4	418127M91	1	Shaft	
5	417546M1	1	Spacer	
6	339403X1	1	Screw	
7	339026X1	1	Washer Metric	
8	418126M1	1	Lever	
9	339026X1	1	Washer Metric	
10	339054X1	1	Nut Metric	
11	339460X1	1	Key Parallel	
12	401024M1	1	Pulley	
13	412493M91	1	Band	
14	412494M91	1	Band	
15	401027M1	1	Lining	
16	339101X1	13	Rivet	
17	12950X	8	Rivet	
18	339469X1	1	Segment	

PONT AVANT
 VORDERACHSE
 PUENTE DELANTERO
 FRONT AXLE



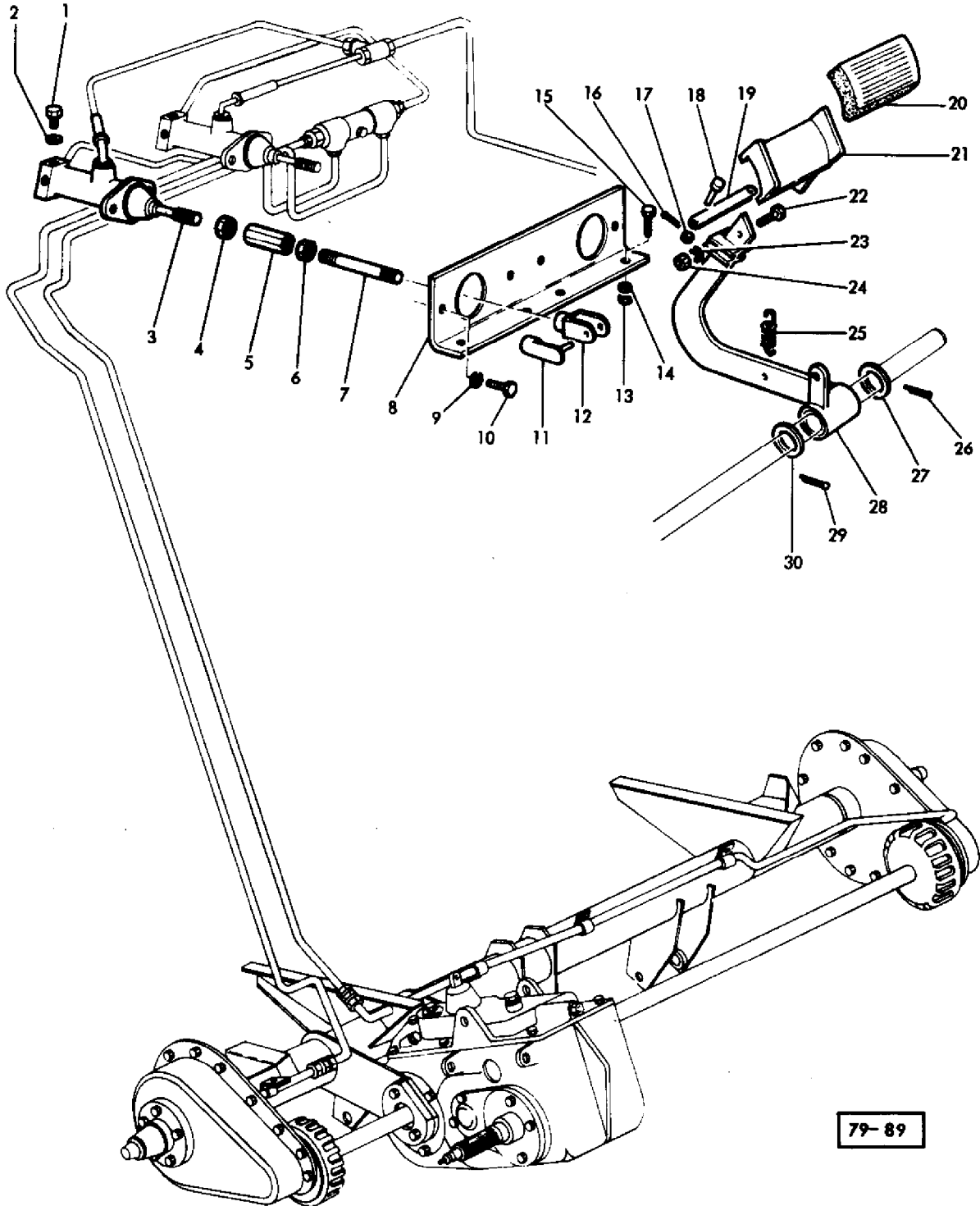
79-88

AGCO Corporation
Parts List Report

Massey Ferguson (Europe)
MF 506 COMBINE
Page 211 - FRONT AXLE

Item	Part Number	Qty	Part Description	Comments
1	609896M92	1	Axle	(A)
2	1604517M91	1	Axle	(B)
3	416955M1	2	Gear	Number of Teeth/Splines: 63
4	339439X1	2	Bearing	
5	1724689M2	2	Hub	
6	390851X1	12	Stud	
7	339448X1	12	Washer	
8	339447X1	12	Nut Metric	
9	416954M1	2	Joint	
10	418136M91	2	Cover	
11	623357M1	2	Breather	
12	416956M1	2	Plug	
13	390202X1	2	Seal	
14	339666X1	28	Screw Metric	
15	339040X1	2	Pin	
16	339123X1	8	Screw Metric	
	339374X1	8	Lock Washer	
17	1724692M1	2	Cap	
18	1724691M1	2	Gasket	
19	390761X1	2	Nut Metric	
20	391309X1	2	Washer Metric	
21	339440X1	2	Bearing	
22	339494X1	2	Plug	
23	390202X1	2	Seal	
24	339442X1	12	Bolt Metric	
	390764X1	12	Washer Metric	
25	418139M1	2	Joint	
26	413797M1	2	Wheel	12X36
	413286M2	2	Wheel	14X20
	621143M2	2	Rim	12X24
27	339448X1	12	Washer	
28	339447X1	12	Nut Metric	
29	1441535X1	2	Plug	
30	391312X1	2	Gasket	
31	1441462X1	28	Locknut	
				(A)
				WITH 1 RAM
				(B)
				WITH 2 RAM

COMMANDE DE FREINS	PEDALE
BREMSBETÄTIGUNG	PEDAL
MANDO DEL FRENO	PEDAL
BRAKE OPERATING	PEDAL



AGCO Corporation
Parts List Report

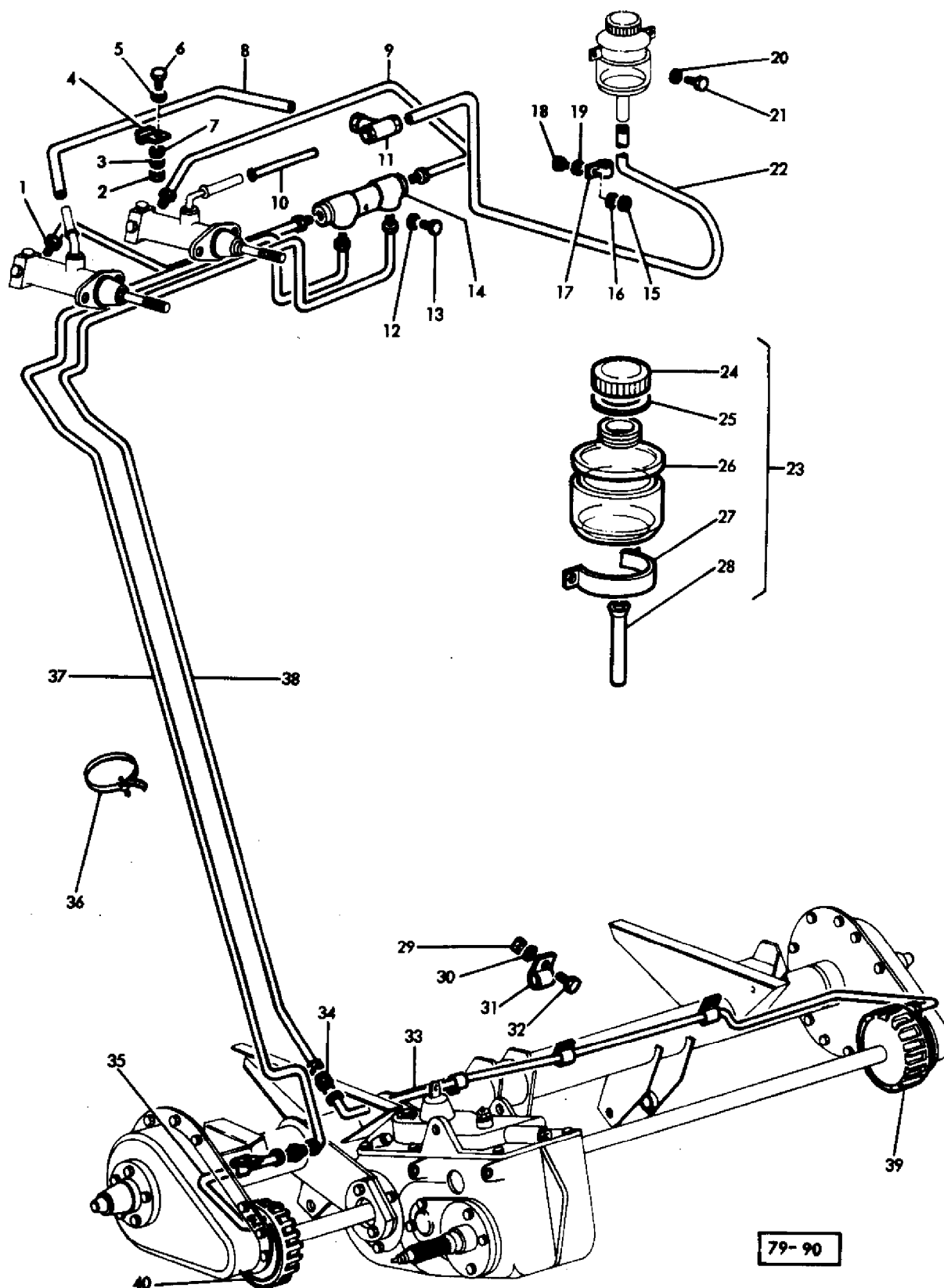
Massey Ferguson (Europe)

MF 506 COMBINE

Page 212 - BRAKE OPERATING - PEDAL

Item	Part Number	Qty	Part Description	Comments
				PEDAL
1	1440994X1	6	Plug	
2	1440993X1	6	Seal	
3	418644M1	2	Cylinder	(A)
4	339433X1	2	Nut Metric	
5	418645M1	2	Spacer	
6	339433X1	2	Nut Metric	
7	391240X1	2	Stud	
8	417073M1	1	Reinforcement	
9	339374X1	4	Lock Washer	
10	339123X1	4	Screw Metric	
11	391373X1	2	Pin	
12	390094X1	2	Yoke	
13	339169X1	3	Nut Metric	
14	339374X1	3	Lock Washer	
15	339124X1	3	Screw Metric	
16	390739X1	1	Pin	
17	391388X1	1	Washer Metric	
18	391257X1	1	Pin	
19	417069M1	1	Lever	
20	1603475M91	2	Cap	
21	1603473M93	1	Pedal	Left Hand
	1603474M92	1	Pedal	Right Hand
22	339451X1	2	Screw Metric	
23	339376X1	2	Lock Washer	
24	339402X1	2	Nut Metric	
25	417134M2	2	Spring	
26	391428X1	1	Pin	
27	391393X1	1	Washer Metric	
28	418637M92	1	Lever	Left Hand
	418640M92	1	Treadle	Right Hand
29	391428X1	1	Pin	
30	391393X1	1	Washer Metric	
				(A)
				See Page/Reference Number 220

COMMANDE DE FREINS HYDRAULIQUE
 BREMSBETÄTIGUNG HYDRAULIK
 MANDO DEL FRENO HIDRAULICO
 BRAKE OPERATING HYDRAULIC



AGCO Corporation
Parts List Report

Massey Ferguson (Europe)

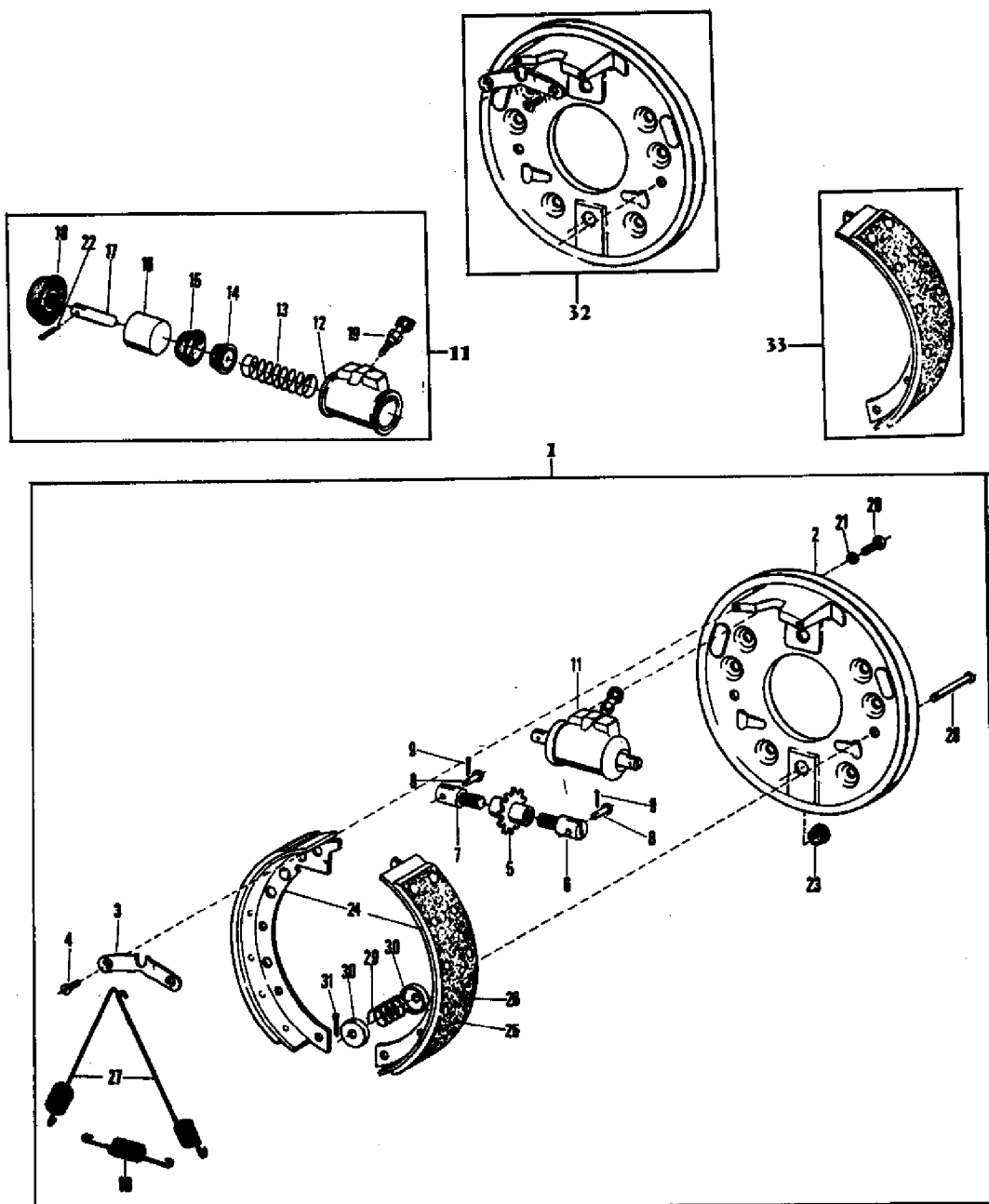
MF 506 COMBINE

Page 215 - BRAKE OPERATING HYDRAULIC

Item	Part Number	Qty	Part Description	Comments
1	621389M91	1	Tube	
	390835X1	2	Union	
2	339169X1	1	Nut Metric	
3	339374X1	1	Lock Washer	
4	405203M1	1	Clip	
5	391166X1	1	Washer Metric	
6	339123X1	1	Screw Metric	
7	390048X1	1	Washer Metric	
8	418657M1	1	Tube	
9	621157M91	1	Pipe	
	390835X1	2	Union	
10	418652M1	1	Tube	
11	1440995X1	1	Connection	
12	339374X1	1	Lock Washer	
13	339228X1	1	Screw Metric	
14	417860M1	1	Pressure Valve	
15	339169X1	1	Nut Metric	
16	339374X1	1	Lock Washer	
17	405203M1	1	Clip	
18	339124X1	1	Screw Metric	
19	391166X1	1	Washer Metric	
20	339375X1	2	Lock Washer	
21	391074X1	2	Screw Metric	
22	418651M1	1	Tube	
23	418646M1	1	Container	
24	1701394M91	1	Plug	
25	1701396M1	1	Gasket	
26		1	Bottle	(A)
27	1701395M1	1	Clamp	
28	1701393M1	1	Hose	
29	339030X1	5	Nut Metric	
30	339375X1	5	Lock Washer	
31	827244M1	5	Clip	
32	339560X1	5	Screw Metric	
33	916658M91	1	Tube	Right Hand
34	390813X1	2	Connection	
35	916660M91	1	Tube	Left Hand
36	829943M1	1	Clip	
37	916664M93	1	Tube	

	390835X1	1	Union	
38	916662M93	1	Tube	
	390835X1	1	Union	
39	418132M1	2	Drum	
40	418133M1	2	Brake	(BC)
	1720018M1	2	Brake	(BD)
				(A)
				Not Serviced, Order 418646M1
				(B)
				ALTERNATIVE
				(C)
				See Page/Reference Number 219
				(D)
				See Page/Reference Number 216

FREIN TAMBOUR }
 TROMMELBREMSE } KNOTT
 FRENO DE TAMBOR }
 DRUM BRAKE }



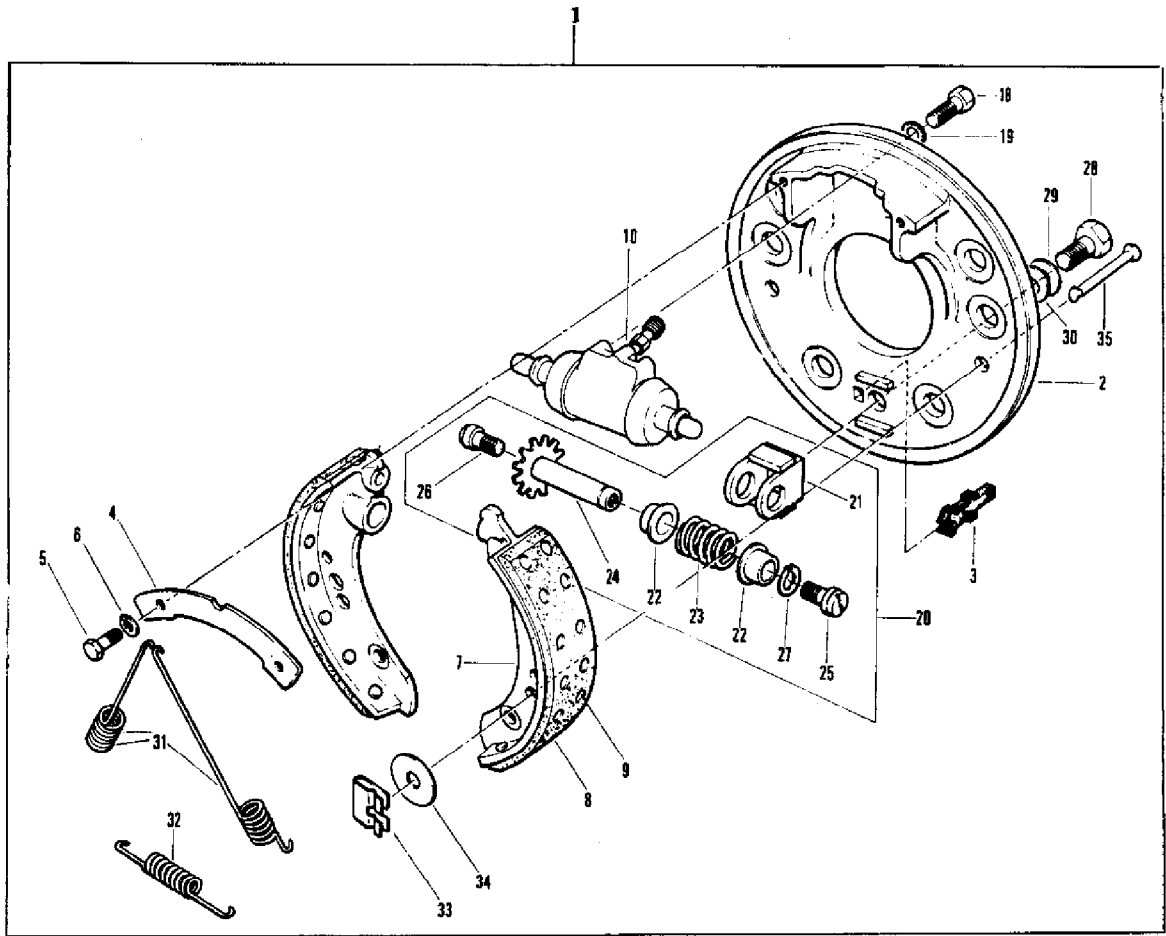
73-278

AGCO Corporation
Parts List Report

Massey Ferguson (Europe)
MF 506 COMBINE
Page 216 - DRUM BRAKE - KNOTT

Item	Part Number	Qty	Part Description	Comments
				KNOTT
1	1720018M1	1	Brake	
2		1		Not Serviced, Order 32
3	1701598M1	1	Plate	
4	1441943X1	2	Screw Metric	
5	1701604M1	1	Pinion	
6	1701602M1	1	Pin	Left Hand
7	1701616M1	1	Pin	Right Hand
8	1701603M1	2	Pin	
9	391400X1	2	Pin	
10	1701606M1	1	Spring	
11	1701608M91		Cylinder	
12		1		Not Serviced, Order 1701608M91
13	1700871M1	1	Spring	
14	1701610M1	2	Seat	
15	1701611M1	2	Ring	
16	1701612M1	2	Piston	
17	1701614M1	2	Pin	
18	1701613M1	2	Cap	
19	1700875M1	1	Breather	
20	339108X1	2	Bolt	
21	391130X1	2	Washer	
22	339087X1	2	Pin	
23	1701599M1	1	Plug	
24		1		Not Serviced, Order 33
25	1701601M1	2	Lining	
26	1441942X1	28	Rivet	
27	1701605M1	2	Spring	
28	1701607M1	2	Pin	
29	1701036M1	2	Spring	
30	1701037M1	4	Cover	
31	391401X1	2	Pin	
32	1701596M91	1	Bracket	
33	1701600M91	2	Shoe	

FREIN TAMBOR }
 TROMMELBREMSE } PERROT
 FRENO DE TAMBOR }
 DRUM BRAKE }



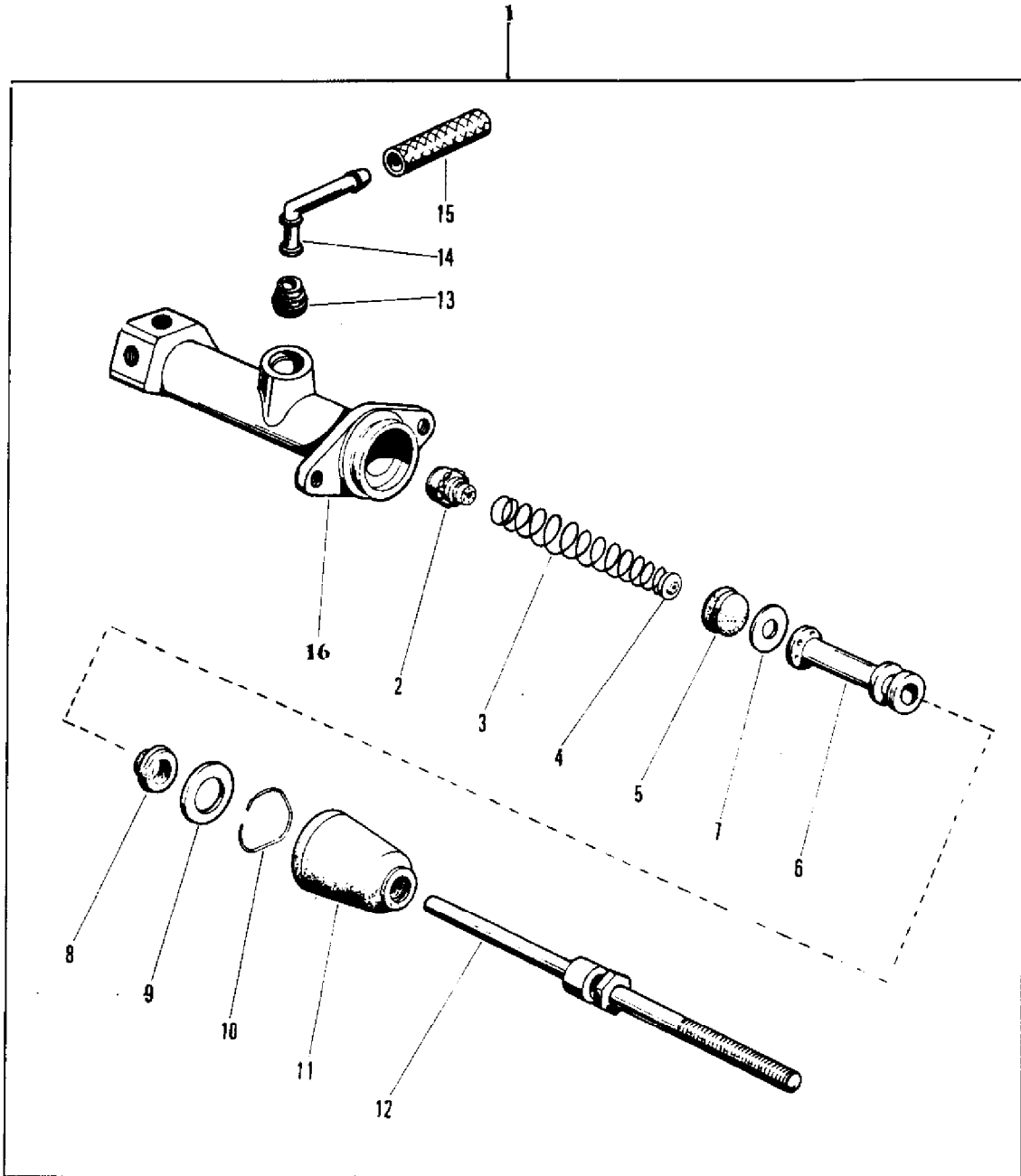
73-277

AGCO Corporation
Parts List Report

Massey Ferguson (Europe)
MF 506 COMBINE
Page 219 - DRUM BRAKE - PERROT

Item	Part Number	Qty	Part Description	Comments
				PERROT
1	418133M1	1	Brake	
2	1701397M1	1	Plate	
3	1701398M1	1	Plug	
4	1701399M1	1	Plate	
5	391074X1	2	Screw Metric	
6	399375X1	2	Lock Washer	
7		1		Not Serviced, Order 36
8	1701401M1	1	Lining	
9	1441205X1	14	Rivet	
10	1701402M91	1	Cylinder	
11		1		Not Serviced, Order 10
12	1700871M1	1	Spring	
13	1701403M1	2	Ring	
14	1701404M1	2	Piston	
15	1701405M1	2	Pin	
16	1700888M1	1	Cap	
17	1700875M1	1	Breather	
18	339666X1	2	Screw Metric	
19	1441206X1	2	Lock Washer	
20	1701406M1	1	Adjuster	
21	1701407M1	1	Housing	
22	1701408M1	2	Bush	
23	1701409M1	1	Spring	
24	1701410M1	1	Nut	
25	1701411M1	1	Bolt	Left Hand
26	1701412M1	1	Bolt	Right Hand
27	339069X1	1	Circlip	
28	339081X1	1	Screw Metric	
29	391363X1	1	Washer	
30	390734X1	1	Washer Metric	
31	1701413M1	2	Spring	
32	1701414M1	1	Spring	
33	1701415M1	2	Spring	
34	1701416M1	2	Washer	
35	1701417M1	2	Pin	
36	1701400M91	2	Shoe	

MAITRE CYLINDRE
HAUPTBREMSZYLINDER
CILINDRO PRINCIPAL
MASTER CYLINDER } 418 644 M1



73-280

AGCO Corporation
Parts List Report

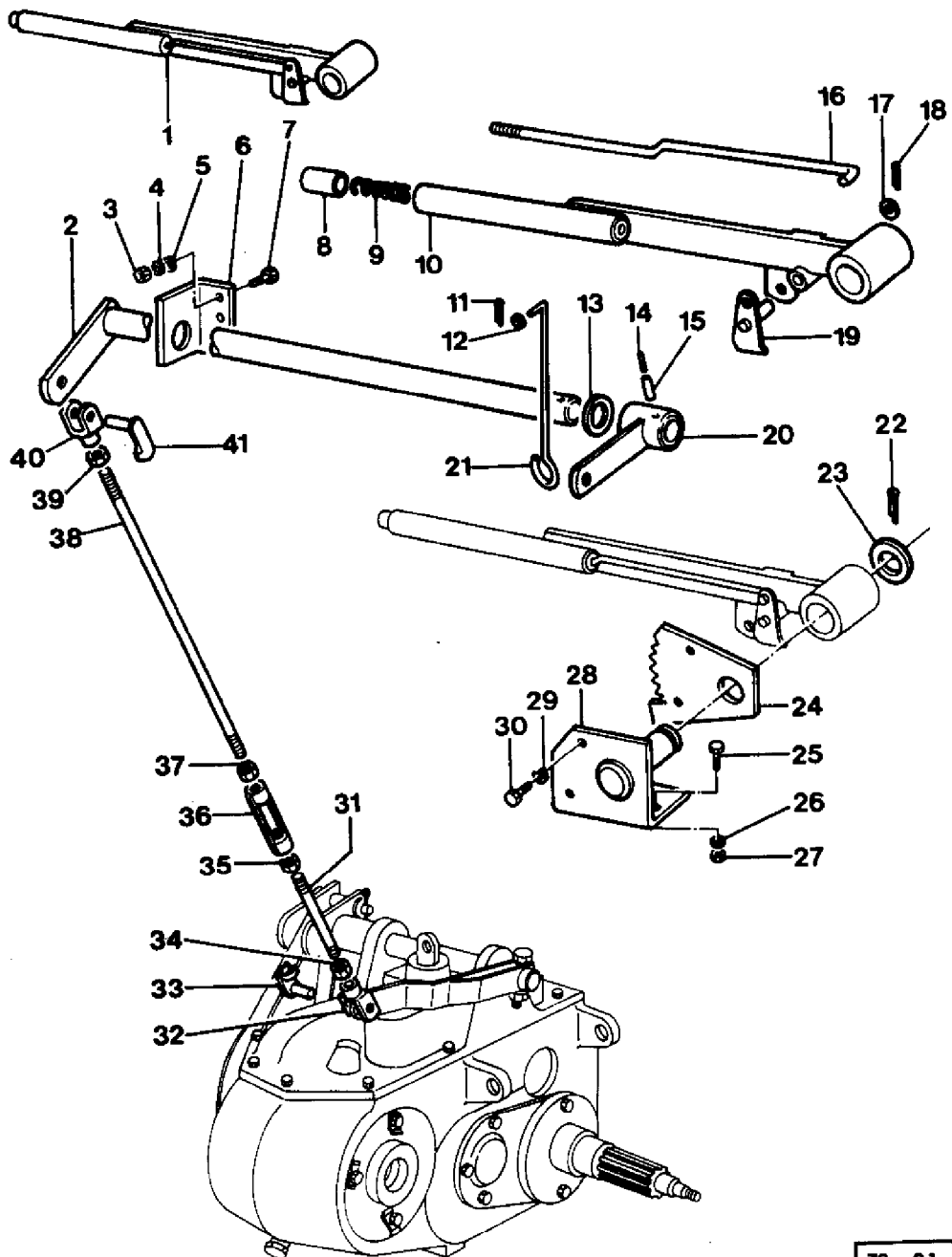
Massey Ferguson (Europe)

MF 506 COMBINE

Page 220 - MASTER CYLINDER - 418644M1

Item	Part Number	Qty	Part Description	Comments
				418644M1
1	418644M1	1	Cylinder	
2	1701380M1	1	Valve	
3	1701381M91	1	Spring	
4	1701382M1	1	Seat	
5	1701383M1	1	Seal	
6	1701384M91	1	Piston	
7	1701385M1	1	Washer	
8	1701386M1	1	Seal	
9	1701387M1	1	Washer	
10	1701388M1	1	Ring	
11	1701389M1	1	Cap	
12	1701390M1	1	Rod	
13	1701391M1	1	Plug	
14	1701392M1	1	Elbow	
15	1701393M1	1	Hose	
16		1		Not Serviced, Order 1

FREIN A MAIN
 HANDBREMSANLAGE
 FRENO DE MANO
 HANDBRAKE



79- 91

AGCO Corporation
Parts List Report

Massey Ferguson (Europe)
MF 506 COMBINE
Page 223 - HANDBRAKE

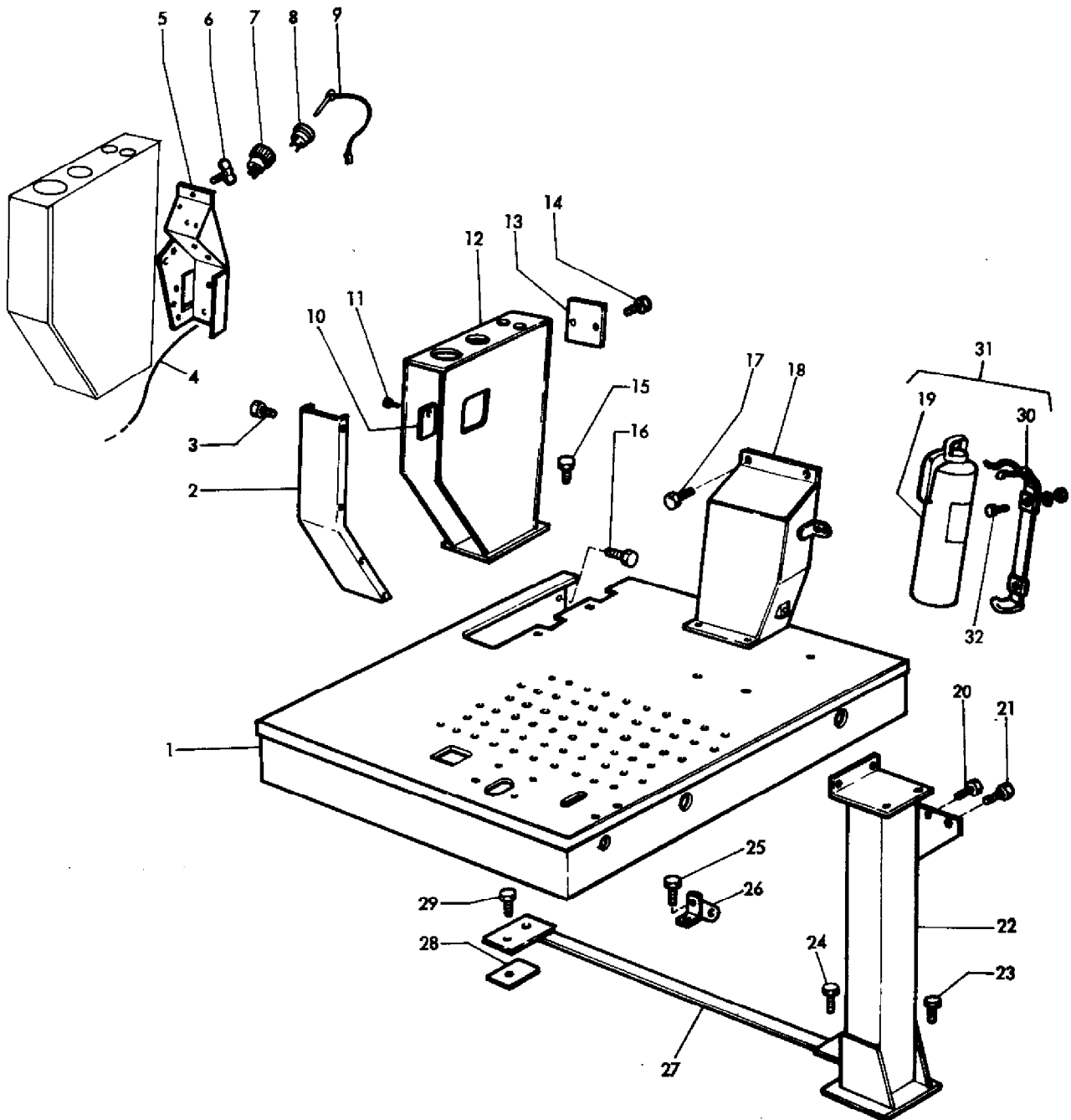
Item	Part Number	Qty	Part Description	Comments
1	418617M91	1	Lever	
2	1720359M91	1	Shaft	
3	339169X1	2	Nut Metric	
4	339374X1	2	Lock Washer	
5	391166X1	1	Washer Metric	
6	1720363M1	1	Anglepiece	
7	339761X1	2	Screw Metric	
8	401998M1	1	Button	
9	402000M1	1	Spring	
10		1	Lever	(A)
11	339087X1	1	Pin	
12	391380X1	1	Washer Metric	
13	390975X1	1	Washer Metric	
14	1440911X1	1	Pin	
15	339071X1	1	Pin	
16	418618M1	1	Rod	
17	339024X1	1	Washer Metric	
18	339087X1	1	Pin	
19	418621M91	1	Handle	
20	1720361M91	1	Lever	
21	418622M1	1	Rod	
22	339133X1	1	Pin	
23	1440301X1	1	Washer Metric	
24	418616M1	1	Quadrant	
25	339123X1	3	Screw Metric	
26	339374X1	3	Lock Washer	
27	339169X1	3	Nut Metric	
28	418614M91	1	Angle	
29	339374X1	2	Lock Washer	
30	339124X1	2	Screw Metric	
31	1629044M1	1	Draglink	
32	339654X1	1	Yoke	
33	391359X1	1	Pin	
34	339169X1	1	Nut Metric	
35	339169X1	1	Nut Metric	
36	1441789X1	1	Tensioner	
37	339169X1	1	Nut Metric	
38	1629043M1	1	Draglink	
39	339169X1	1	Nut Metric	

40	339654X1	1	Yoke
41	391359X1	1	Pin

(A)

Not Serviced, Order 418617M91

PLATE FORME DE CONDUITE
 FAHRERSTAND
 PLATAFORMA DEL CONDUCTOR
 OPERATORS PLATFORM



79-92

AGCO Corporation
Parts List Report

Massey Ferguson (Europe)
MF 506 COMBINE
Page 224 - OPERATORS PLATFORM

Item	Part Number	Qty	Part Description	Comments
1	1603969M93	1	Platform	
2	418602M91	1	Cover	
3	391074X1	8	Screw Metric	
	339375X1	8	Lock Washer	
4	1604864M1	1	Wire	
5	1604867M91	1	Gate	(A)
	1604919M91	1	Gate	(B)
	1628664M91	1	Gate	(C)
6	390265X1	1	Bolt Metric	
	339375X1	1	Lock Washer	
7	963385M2	1	Switch	
8	1628601M1	1	Switch	
9	260139M3	1	Cable	
	260140M1	1	Cowl	
10	621363M2	2	Dust Shield	
11	338320X1	4	Screw	
12	621366M96	1	Housing	(D)
	1604887M93	1	Housing	(E)
	1628669M91	1	Housing	(C)
13	418658M1	1	Plate	
14	391074X1	2	Screw Metric	
	339375X1	2	Lock Washer	
15	339761X1	2	Screw Metric	
	390018X1	2	Bolt	
	339374X1	4	Lock Washer	
	22428X1	1	Washer	
	339169X1	4	Nut Metric	
16	339124X1	1	Screw Metric	
	391166X1	2	Washer Metric	
	339374X1	1	Lock Washer	
	339169X1	1	Nut Metric	
17	390379X1	6	Bolt Metric	
	391166X1	8	Washer Metric	
	339374X1	6	Lock Washer	
	339169X1	6	Nut Metric	
18	1720350M97	1	Bearer	
19	1628624M1	1	Extinguisher	
	339150X1	2	Screw Metric	
	339375X1	2	Lock Washer	

20	339401X1	1	Screw Metric
	339376X1	1	Lock Washer
	339402X1	1	Nut Metric
21	339081X1	6	Screw Metric
	339376X1	1	Lock Washer
	339402X1	6	Nut Metric
22	1720343M92	1	Column
23	339299X1	3	Screw Metric
	391026X1	2	Washer
24	339401X1	2	Screw Metric
	339369X1	5	Lock Washer
	339054X1	5	Nut Metric
25	339081X1	2	Screw Metric
	339376X1	2	Lock Washer
	339402X1	2	Nut Metric
26	418633M91	1	Support
27	1720334M92	1	Bearer
28	17221694M1	1	Plate
29	391375X1	2	Screw Metric
	339376X1	2	Lock Washer
	339402X1	2	Nut Metric
30	1628625M1	1	Bearer
31	1628623M91	1	Extinguisher
32	391150X1	2	Bolt
	339375X1	2	Lock Washer
	339030X1	2	Nut Metric

(A)

Up to Serial or Engine Number E1920099

(B)

E1920100 - E1927899

(C)

From Serial or Engine Number E1927900

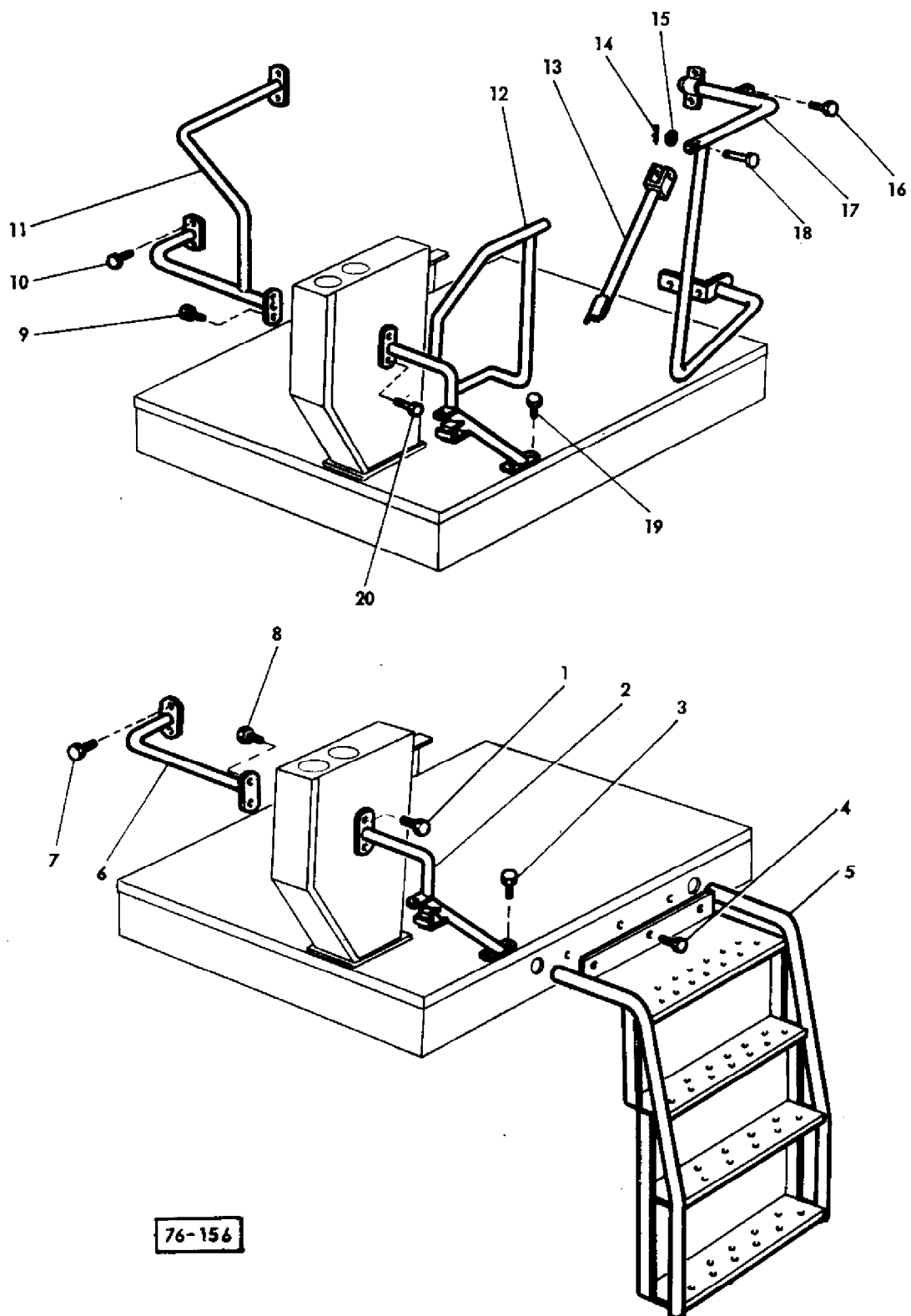
(D)

Up to Serial or Engine Number E1921399

(E)

E1924501 - E1927899

ECHELLE - RAMBARDES
 AUSTIEG - GELÄNDER
 ESCALERA - BARANDILLA
 LADDER - RAILS



76-156

AGCO Corporation
Parts List Report

Massey Ferguson (Europe)
MF 506 COMBINE
Page 227 - LADDER RAILS

Item	Part Number	Qty	Part Description	Comments
1	390018X1	1	Bolt	(A)
	391166X1	2	Washer Metric	(A)
	339374X1	1	Lock Washer	(A)
	339169X1	1	Nut Metric	(A)
2	1604609M93	1	Rail	(A)
				Left Hand
3	339170X1	3	Screw	
	339374X1	3	Lock Washer	
	339169X1	3	Nut Metric	
4	339081X1	3	Screw Metric	(A, B)
	339376X1	3	Lock Washer	(A, B)
	339402X1	3	Nut Metric	(A, B)
5	1628875M91	1	Ladder	(A, B)
6	1720358M91	1	Ramp	(A)
				Right Hand
7	339170X1	3	Screw	(A)
	339024X1	2	Washer Metric	(A)
	339374X1	3	Lock Washer	(A)
	339169X1	3	Nut Metric	(A)
8	390018X1	1	Bolt	(A)
	391166X1	2	Washer Metric	(A)
	339374X1	1	Lock Washer	(A)
	339169X1	1	Nut Metric	(A)
9	390018X1	1	Bolt	(B)
	391166X1	2	Washer Metric	(B)
	339374X1	1	Lock Washer	(B)
	339169X1	1	Nut Metric	(B)
10	339170X1	3	Screw	(B)
	339024X1	2	Washer Metric	(B)
	339374X1	3	Lock Washer	(B)
	339169X1	3	Nut Metric	(B)
11	1604606M91	1	Ramp	(B)
				Right Hand
12	1604608M93	1	Rail	(B)
				Left Hand
13	1603272M92	1	Tie	(B)
14	390445X1	1	Pin	(B)
15	391166X1	1	Washer Metric	(B)
16	339170X1	1	Screw	(B)

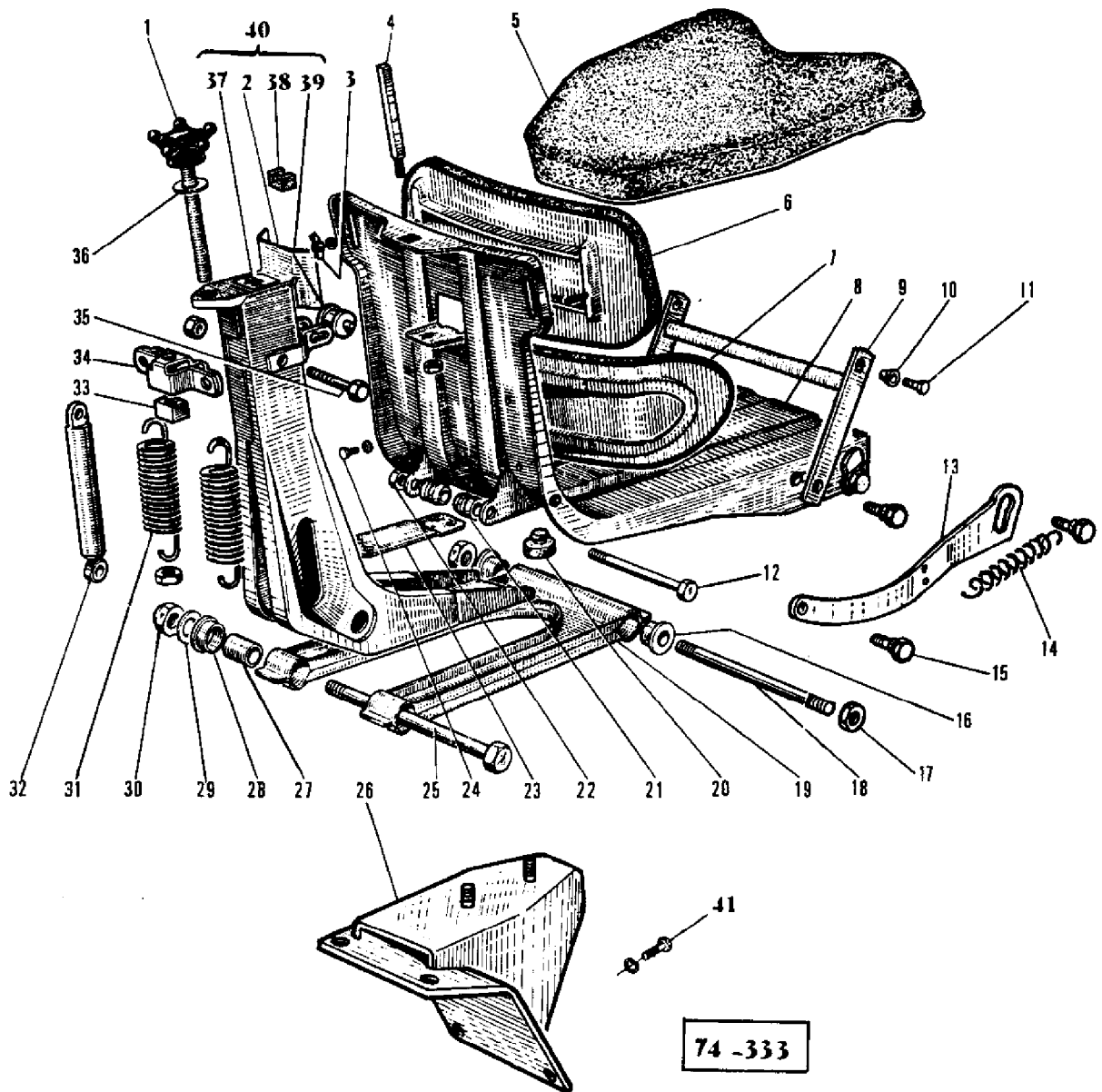
	339697X1	1	Washer	(B)
	339374X1	1	Lock Washer	(B)
	339169X1	1	Nut Metric	(B)
17	1604614M92	1	Ramp	(B)
18	1440942X1	1	Clevis Pin	(B)
19	339170X1	3	Screw	(B)
	339374X1	3	Lock Washer	(B)
	339169X1	3	Nut Metric	(B)
20	390018X1	1	Bolt	(B)
	391166X1	2	Washer Metric	(B)
	339374X1	1	Lock Washer	(B)
	339169X1	1	Nut Metric	(B)

(B)

SCANDINAVIA

SIEGE
FAHRERSITZ
ASIENTO
SEAT

} "SABLE"



AGCO Corporation
Parts List Report

Massey Ferguson (Europe)
MF 506 COMBINE
Page 228 - SEAT - SABLE

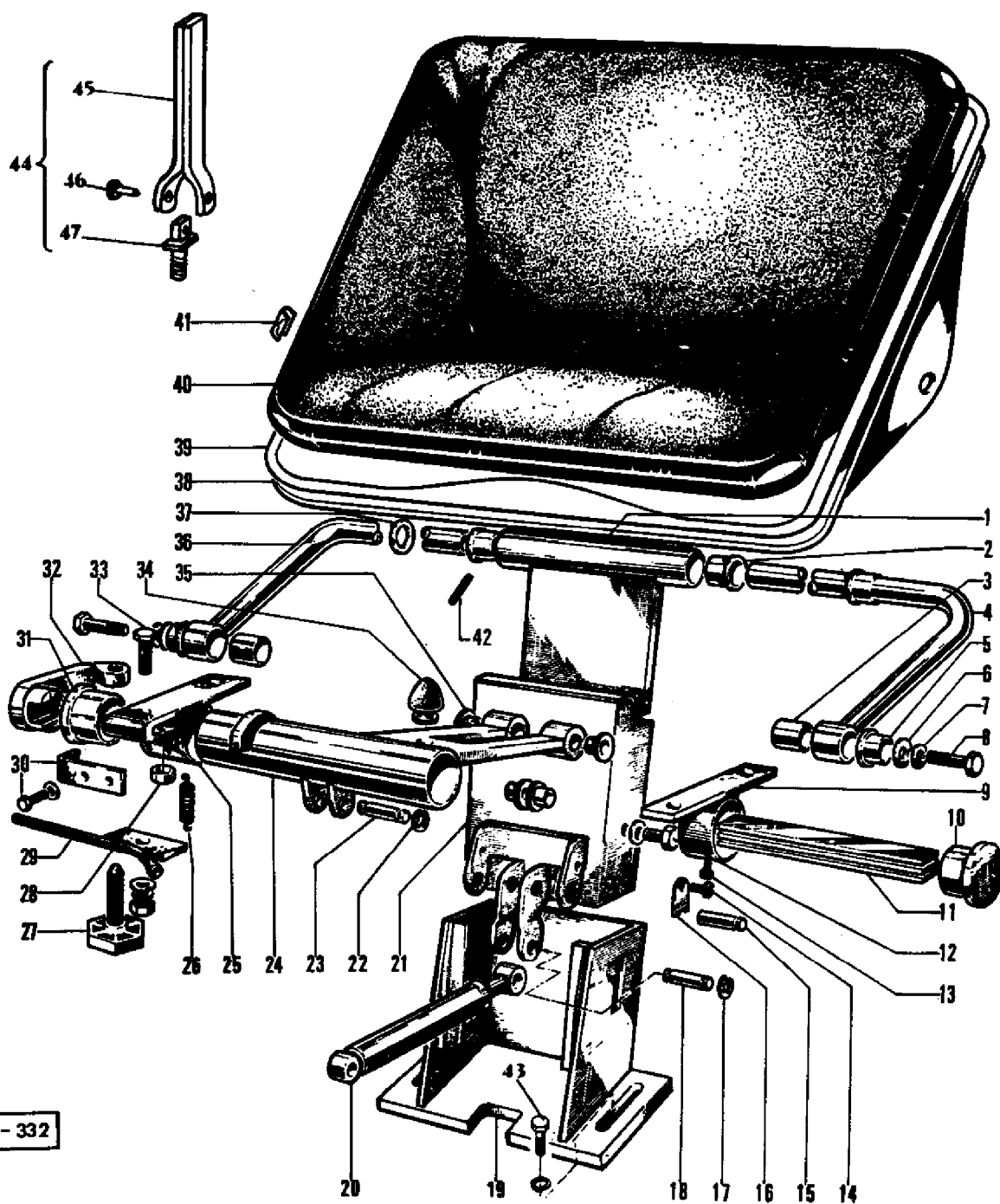
Item	Part Number	Qty	Part Description	Comments
				SABLE
	609792M1	1	Seat	
1	1804996M1	1	Knob	
2	1806718M1	1	Bracket	
3	1804946M1	2	Nut	
	1806697M1	2	Washer	
4	1806705M1	1	Rod	
		1	Nut	
5	1805774M1	1	Seat	
6	1638376M91	1	Back Rest	
7	1645998M91	1	Back Rest	
8	1807222M1	1	Arm	
9	1805767M1	1	Link	
10	1804953M1	2	Spacer	
11	1804952M1	2	Bolt	
12	1805970M1	1	Bolt	
13	1805768M1	1	Link	Right Hand
	1805769M1	1	Link	Left Hand
14	1807221M1	1	Spring	
15	1805770M1	6	Screw	
16	1804961M1	2	Bush	
17	1638388M1	2	Nut	
18	1804955M1	1	Rod	
19	1807226M1	1	Arm	
20	1638406M1	1	Stop	
21	1804960M1	2	Bush	
22	1638396M1	3	Nut	
23	1804957M1	1	Plate	
24	1804966M1	4	Screw	
	1804967M1	4	Washer	
25	1807227M1	1	Bolt	
26	1807228M1	1	Bearer	
27	1804972M1	2	Bush	
28	1804965M1	4	Bush	
29	1636012M1	4	Washer	
30	1638392M1	1	Nut	
31	1804943M1	2	Spring	
32	1806714M1	1	Damper	(A)
	1806728M1	1	Damper	(A)

33	1806713M1	1	Nut
34	1806712M1	1	Support
35	1806715M1	1	Bolt
36	1804991M1	1	Washer
37	1806698M1	1	Label
38	1806704M1	1	Shoe
39	1806703M1	1	Roller
40	1807224M1	1	Pedestal
41	339401X1	4	Screw Metric
	339376X1	4	Lock Washer

(A)
ALTERNATIVE

SIEGE
FAHRERSITZ
ASIENTO
SEAT

"FRITZMEIER"



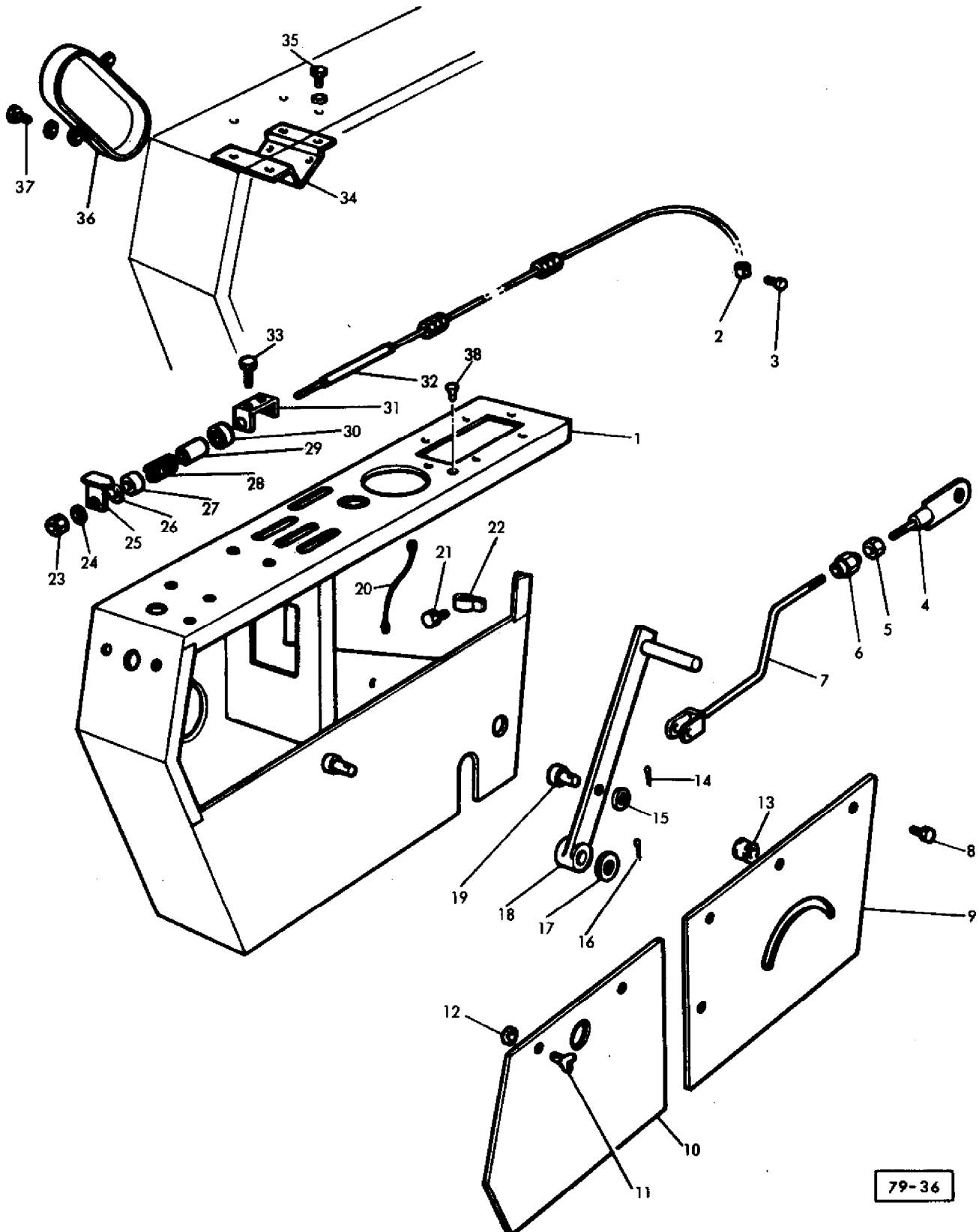
AGCO Corporation
Parts List Report

Massey Ferguson (Europe)
MF 506 COMBINE
Page 231 - SEAT - FRITZMEIER

Item	Part Number	Qty	Part Description	Comments
	418608M2	1	Seat	FRITZMEIER
1	1701319M1	1	Guide	
2	1701320M1	2	Bush	
3	1701341M1	2	Spacer	
4	1701321M1	1	Support	
5	1701320M1	2	Bush	
6	1701591M1	2	Washer	
7	1701592M1	2	Washer	
8	339018X1	2	Bolt Metric	
9	1701335M1	1	Support	
10	1701336M1	1	Bush	
11	1701330M1	3	Spring	
12	339081X1	2	Screw Metric	
	390734X1	2	Washer Metric	
13	1441945X1	2	Screw Metric	
14	1441944X1	1	Screw Metric	
15	1701325XM1	2	Pin	
16	1701326M1	2	Cowl	
17	391415X1	2	Circlip	
18	1701329M1	1	Clevis Pin	
19	1701316M1	1	Bearer	
20	1701328M1	1	Shock Absorber	
21	1701317M1	1	Slipper	
22	391415X1	2	Circlip	
23	1701329M1	1	Clevis Pin	
24	1701323M1	1	Pendulum	
25	101331M1	1	Harness	
26	1701338M1	1	Spring	
27	1701337M1	1	Screw	
28	1701590M1	1	Washer	
29	1701340M1	1	Lever	
30	1701334M1	1	Plate	
	1701589M1	2	Washer	
	391074X1	2	Screw Metric	
31	1701332M1	1	Bush	
32	1701333M1	1	Handle	
33	339401X1	4	Screw Metric	
	339376X1	4	Lock Washer	

	390972X1	1	Washer Metric	
	339169X1	4	Nut Metric	
34	1701327M1	1	Catch	
35	1701324M1	2	Bush	
36	1701322M1	1	Pendulum	
37	339554X1	1	Washer	
38	1701342M1	1	Seat	
39	1701593M1	1	Cushion	
40	1701594M1	1	Cover	
41	1701595M1	28	Clip	
42	339071X1	1	Pin	
43	339401X1	2	Screw Metric	
	390734X1	2	Washer Metric	
	390734X1	4	Washer Metric	(A)
44	1603982M91	2	Latch	
	1603982M91	4	Latch	(A)
45	1603980M91	2	Lever	
	1603980M91	4	Lever	(A)
46	339450X1	2	Rivet	
	339450X1	4	Rivet	(A)
47	1603981M1	2	Screw	
	1603981M1	4	Screw	(A)
				(A)
				GERMANY

BOITE DE CONTROLE
 GERATEKONSOLE
 CUADRO DE PALANCAS
 CONTROL PANEL



AGCO Corporation
Parts List Report

Massey Ferguson (Europe)
MF 506 COMBINE
Page 232 - CONTROL PANEL

Item	Part Number	Qty	Part Description	Comments
1	1603590M92	1	Control Panel	(A)
	1604024M94	1	Control Panel	(B)
2	609750M1	1	Grommet	
3	390990X1	1	Screw Metric	
4	1603998M91	1	Arm	
5	339054X1	1	Nut Metric	
6	339880X1	1	Nut	
7	1603574M91	1	Yoke	
8	391074X1	4	Screw Metric	
	339375X1	4	Lock Washer	
9	1603591M91	1	Cover	
10	1604020M91	1	Cover	
11	1604071M1	2	Latch	
12	786051M2	2	Washer	
13	612494M1	1	Grommet	
14	391401X1	1	Pin	
15	339534X1	1	Washer Metric	
16	390447X1	1	Pin	
17	390866X1	1	Washer Metric	
18	1603577M91	1	Lever	
19	339791X1	1	Pin	
20	911842M1	1	Cable	
21	339124X1	14	Screw Metric	
	339024X1	16	Washer Metric	
	339374X1	14	Lock Washer	
	339169X1	14	Nut Metric	
22	170676M1	1	Clip	
23	339030X1	1	Nut Metric	
24	339375X1	1	Lock Washer	
25	1721993M91	1	Pointer	
26	339843X1	1	Washer	
27	1721997M1	1	Washer	
28	1706055M1	1	Spring	
29	1721996M1	1	Tube	
30	1721997M1	1	Washer	
31	418082M91	1	Bracket	
32	609765M1	1	Cable	
33	391074X1	2	Screw Metric	
	339375X1	2	Lock Washer	

34	1604009M91	1	Bearer
35	339228X1	4	Screw Metric
	339374X1	4	Lock Washer
36	1604010M92	1	Cover
37	391074X1	2	Screw Metric
	339375X1	2	Lock Washer
38	1629088M2	1	Lever

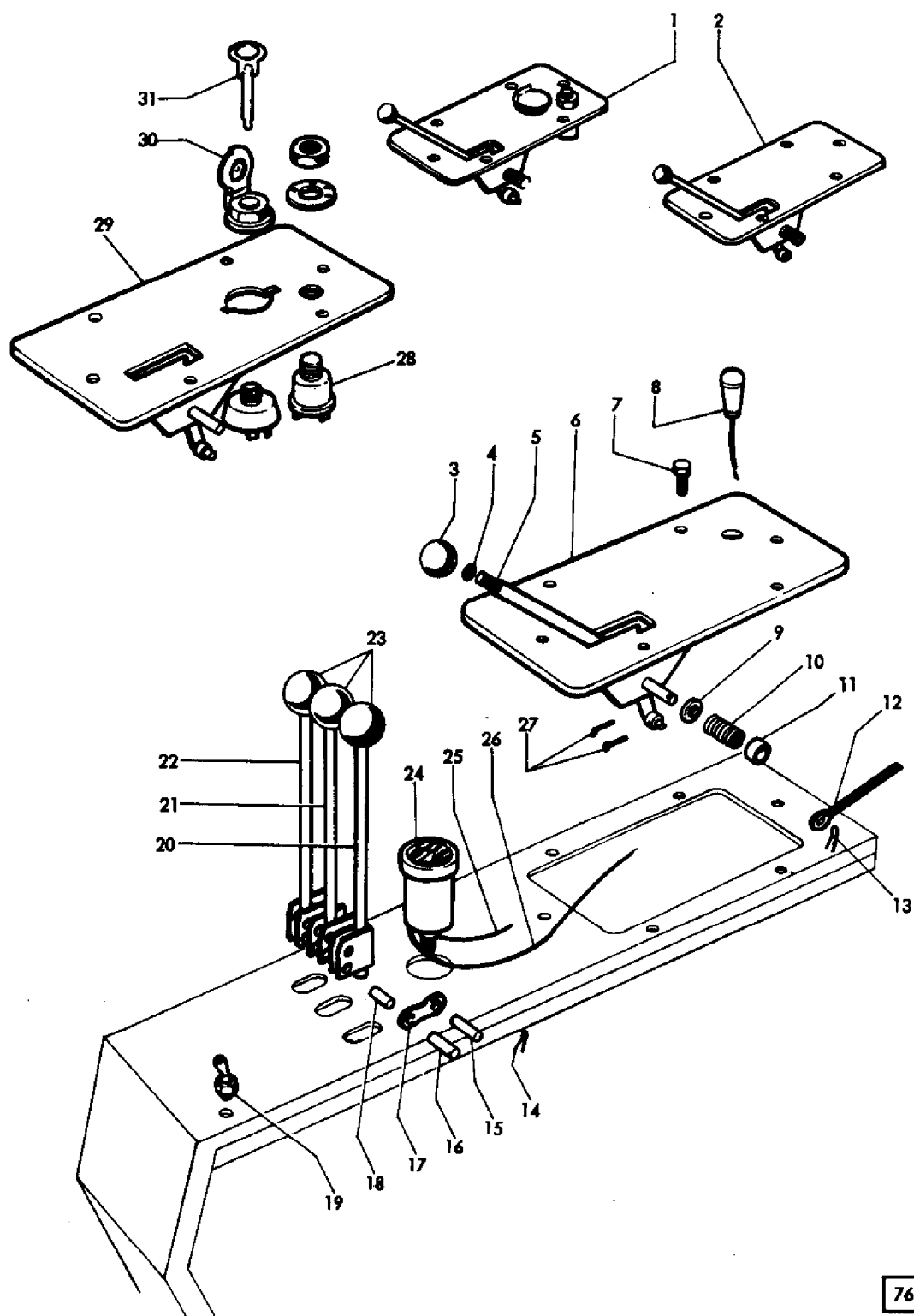
(A)

Up to Serial or Engine Number E1921399

(B)

From Serial or Engine Number E1921401

TABLEAU DE COMMANDE
 SCHALBRETT
 TABLERO INSTRUMENTOS
 PANEL INSTRUMENTS



76-171

AGCO Corporation
Parts List Report

Massey Ferguson (Europe)
MF 506 COMBINE
Page 235 - PANEL INSTRUMENTS

Item	Part Number	Qty	Part Description	Comments
1	621490M3	1		(A)
2	1604698M91	1	Panel	(B)
	1629098M91	1	Instrument Panel	(D)
3	339426X1	1	Knob	(C)
4	339375X1	1	Lock Washer	
5	609763M91	1	Lever	
6	1604697M91	1	Plate	(B)
	1629095M91	1	Plate	(D)
7	391074X1	6	Screw Metric	
	339375X1	6	Lock Washer	
8	916300M1	1	Pull	
9	401888M1	1	Washer	
10	402373M1	1	Spring	
11	401888M1	1	Washer	
12	916202M91	1	Cable	
13	339087X1	1	Pin	
14	390511X1	18	Pin	
15	1440907X1	3	Pin	8 X 26
16	1440908X1	3	Pin	6.8 X 30
17	329045M1	6	Plate	
18	1440908X1	3	Pin	6.8 X 30
19	609781M2	1	Switch	
20	1604017M91	1	Lever	(A) (VARIATOR)
	1604654M91	1	Lever	(B) (VARIATOR)
21	1604018M91	1	Lever	(A) (REEL)
	1604656M91	1	Lever	(B) (REEL)
22	1604019M91	1	Lever	(A) (TABLE LIFT)
	1604658M91	1	Lever	(B) (TABLE LIFT)
23	418095M1	3	Knob	
24	621953M1	1	Meter	
	655670M91	1	Plug	(C)
25	621071M1	1	Wire	
26	621070M2	1	Wire	
27	339087X1	2	Pin	
28	417402M1	1	Switch	(A)
29	621958M91	1	Plate	(A)
30	621088M1	1	Switch	(A)
31	1806870M1	1	Key	(A)
				(A)

Up to Serial or Engine Number E1921399

(B)

From Serial or Engine Number E1921401 H1926800

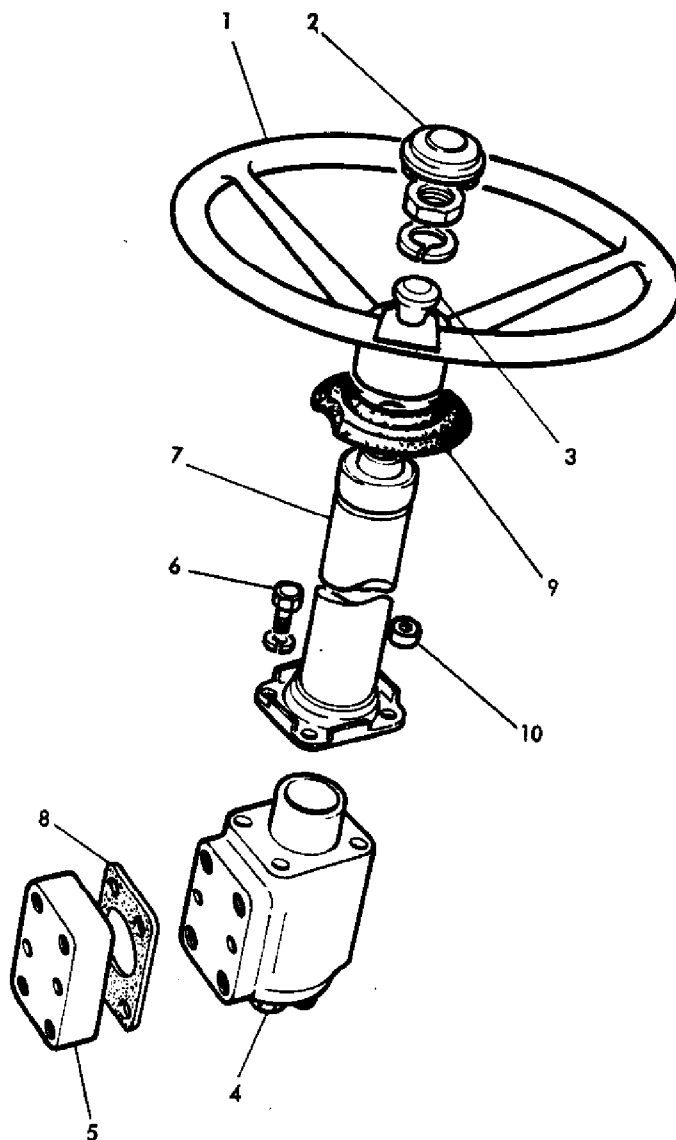
(C)

WITHOUT HOUR METER

(D)

From Serial or Engine Number H1926801

DIRECTION
LENKUNG
DIRECCION
STEERING



79-93

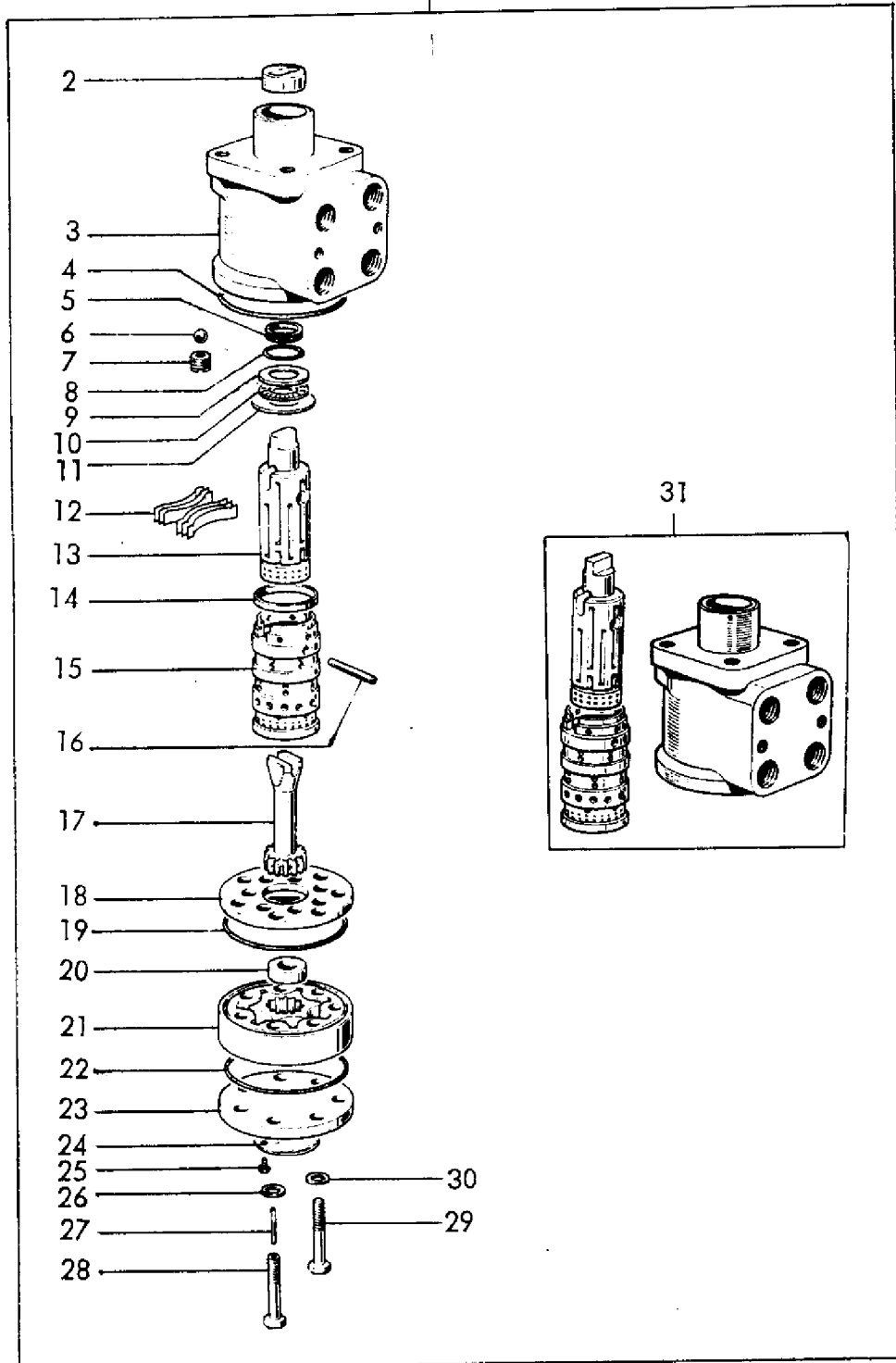
AGCO Corporation
Parts List Report

Massey Ferguson (Europe)
MF 506 COMBINE
Page 236 - STEERING

Item	Part Number	Qty	Part Description	Comments
1	417943M1	1	Wheel	(A)
	1604566M1	1	Steering Wheel	(B)
2	415918M1	1	Cap	
3	417944M1	1	Handle	
4	1604458M1	1	Valve	(A-C)
	1611241M91	1	Valve	(B-C)
5	1604459M1	1	Safety Device	(C-D)
6	353689X1	2	Screw Unc	
	353693X1	2	Screw Unc	
	353434X1	4	Lock Washer	
7	1720166M1	1	Column	(A)
	1604477M1	1	Column	(B)
8	236579M1	1	Gasket	
9	1874351M1	1	Gasket	
10	1629206M1	2	Spacer	

(A)
Up to Serial or Engine Number W1919708
(B)
From Serial or Engine Number W1919709
(C)
See Page/Reference Number 239-240
(D)
GERMANY

DISTRIBUTEUR DE DIRECTION }
 LENKUNGVENTIL }
 BOMBA HIDROSTATICA DE LA DIRECCION }
 HYDROSTATIC STEERING PUMP } N° 19 197 08



76-172

AGCO Corporation
Parts List Report

Massey Ferguson (Europe)

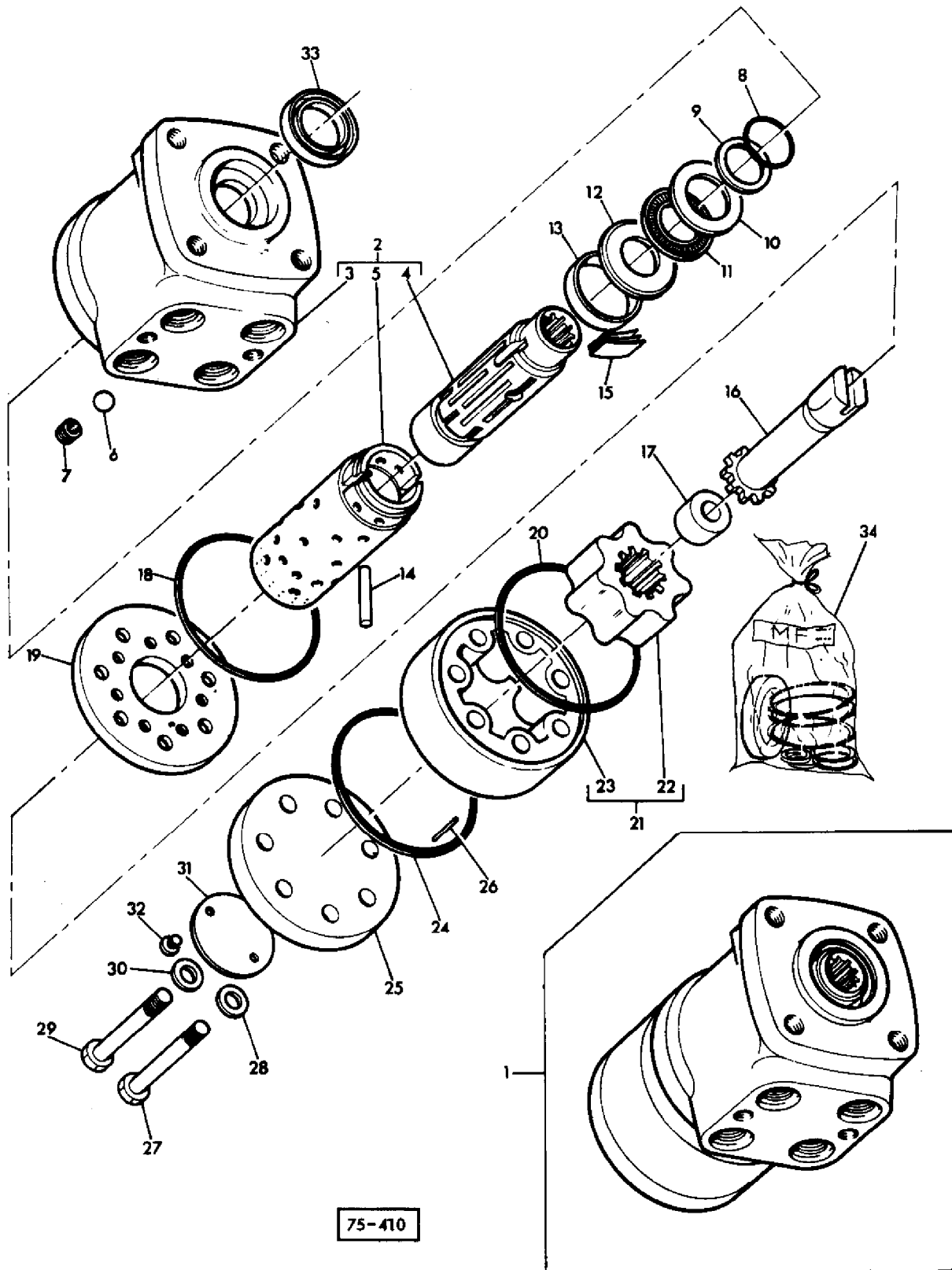
MF 506 COMBINE

Page 239 - HYDROSTATIC STEERING PUMP

Item	Part Number	Qty	Part Description	Comments
				Up to Serial or Engine Number W1919708
1	1604458M1	1	Valve	
2	1645861M1	1	Coupling	
3		1		Not Serviced, Order 31
	1806326M1	1	Parts Pack	
4	1806314M1	1	Seal	
5	1806414M1	1	Seal	
6	1806311M1	1	Ball	
7	1806313M1	1	Seat	
8	1806413M1	1	Gasket	
9	1806307M1	1	Washer	
10	1806308M1	1	Bearing Assy	
11	1806309M1	1	Washer	
12	1806305M1	6	Spring	
13		1		Not Serviced, Order 31
14	1806303M1	1	Bush	
15		1		Not Serviced, Order 31
16	1806310M1	1	Pin	
17	1806416M1	1	Shaft	
18	1806319M1	1	Plate	
19	1806315M1	1	Seal	
20	1806415M1	1	Spacer	
21	1806324M1	1	Parts Pack	
22	1806315M1	1	Seal	
23	1806316M1	1	Cap	
24	1806325M1	1	Plate	
25	1806318M1	2	Screw	
26	1806317M1	1	Washer	
27	1806312M1	1	Pin	
28	1806320M1	1	Screw	
29	1806321M1	6	Screw	
30	1806317M1	6	Washer	
31	1806322M1	1	Housing	

DISTRIBUTEUR DE DIRECTION
LERKUNVENTIL
BOMBA HIDROSTATICA DE LA DIRECCION
HYDROSTATIC STEERING PUMP

N° W 19 197 09 →



75-410

AGCO Corporation
Parts List Report

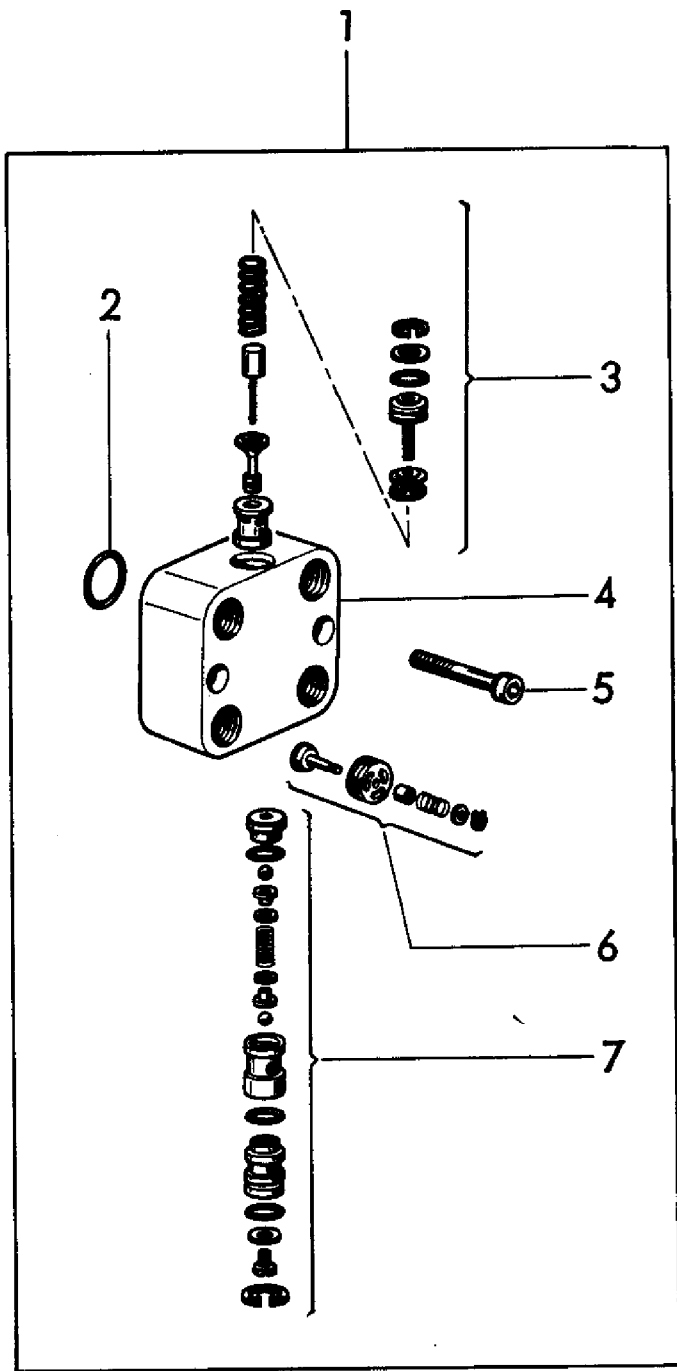
Massey Ferguson (Europe)

MF 506 COMBINE

Page 240 - HYDROSTATIC STEERING PUMP

Item	Part Number	Qty	Part Description	Comments
				From Serial or Engine Number W1919709
1	1611241M91	1	Steering Unit	
2	1887731M91	1	Housing	
3		1	Housing	
4		1	Spool	
5		1	Sleeve	
6	1806311M1	1	Ball	
7	1806313M1	1	Seat	
8	1887717M1	1	Seal	
9	1887718M1	1	Seal	
10	1887720M1	1	Washer	
11	1887721M1	1	Bearing	
12	1887722M1	1	Race	
13	1806303M1	1	Bush	
14	1806310M1	1	Pin	
15	1806305M1	1	Spring	
16	1806416M1	1	Shaft	
17	1889732M1	1	Spacer	
18	1806314M1	1	Seal	
19	1806319M1	1	Plate	
20	1806315M1	1	Seal	
21	1889733M91	1	Kit, Gear	
22		1		Not Serviced, Order 21
23		1		Not Serviced, Order 21
24	1806315M1	1	Seal	
25	1806316M1	1	Cap	
26	1806312M1	1	Pin	
27	1806320M1	1	Screw	
28	1806317M1	1	Washer	
29	1806321M1	6	Screw	
30	1806317M1	6	Washer	
31	1889734M1	1	Plate	
32	1806318M1	2	Screw	
33	1887719M1	1	Seal	
34	1810503M91	1	Kit, Repair	

BLOC DE SECURITE	}	ALLEMAGNE
SICHERHEITBLOCK		DEUTSCHLAND
BLOQUE DE SEGURIDAD		ALEMANIA
SAFETY BLOCK		GERMANY



76-173

AGCO Corporation
Parts List Report

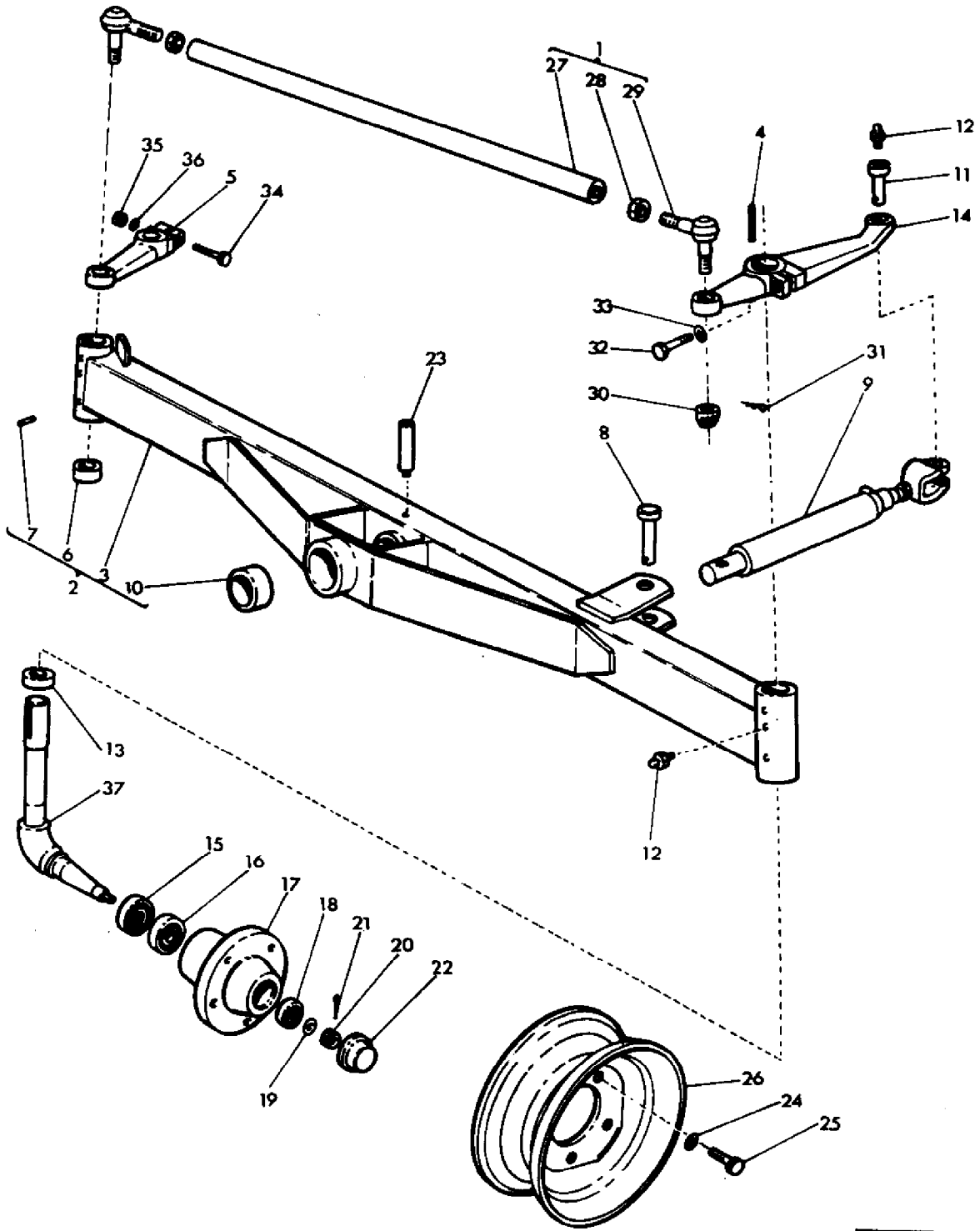
Massey Ferguson (Europe)

MF 506 COMBINE

Page 243 - SAFETY BLOCK - GERMANY

Item	Part Number	Qty	Part Description	Comments
				GERMANY
1	1604459M1	1	Kit, Gasket	
2	1806332M1	1	Kit, Repair	
3	1806329M1	1	Valve	
4		1		Not Serviced, Order 1
5	1806332M1	1	Kit, Repair	
6	1806328M1	1	Valve	
7	1806330M1	1	Valve	

ESSIEU ARRIERE
 HINTERACHSE
 PUENTE TRASERO
 REAR AXLE



75-119

AGCO Corporation
Parts List Report

Massey Ferguson (Europe)

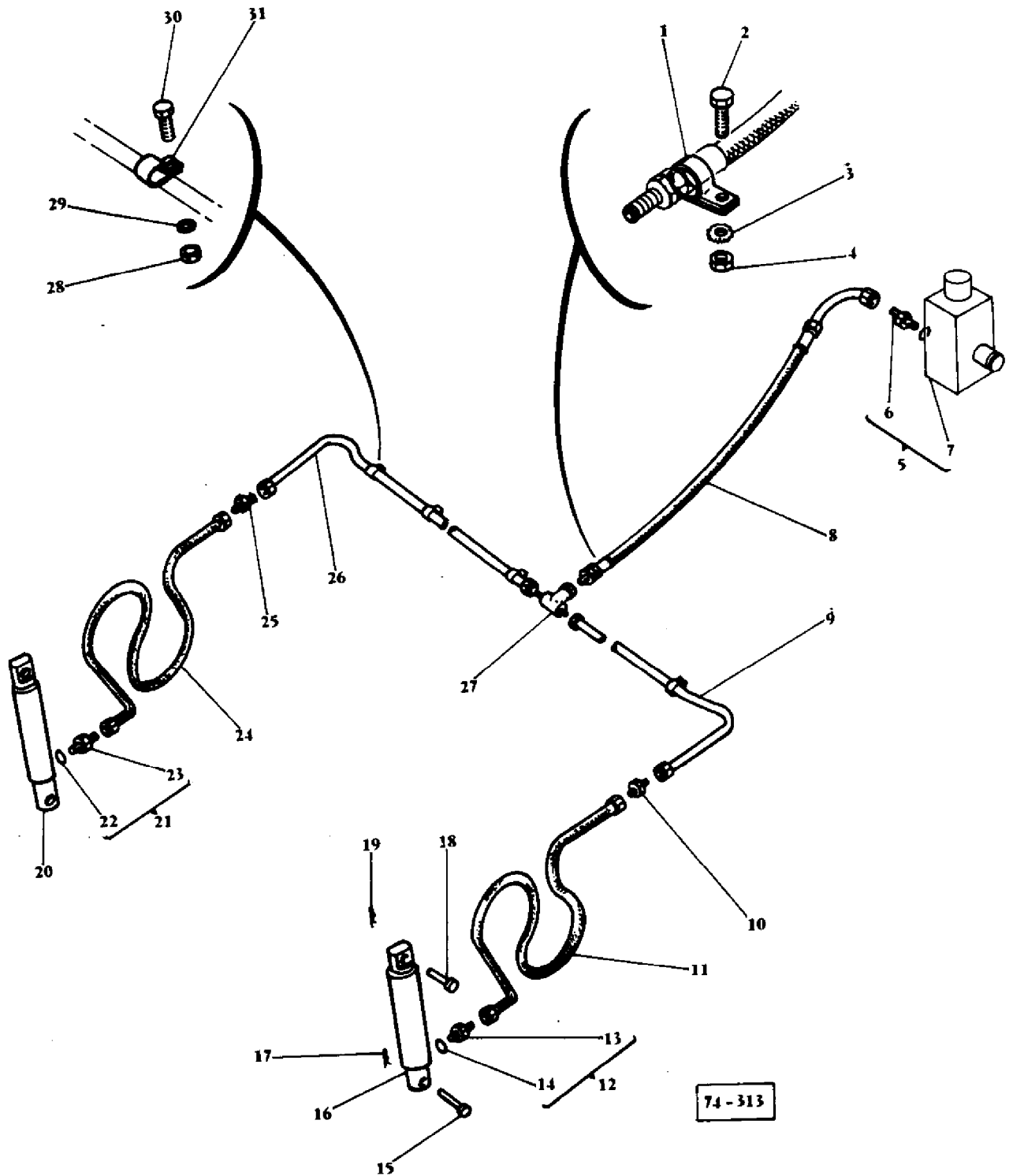
MF 506 COMBINE

Page 244 - SHIFT LEVERS-8 SP SYNCHRO SHUTTLE TRANSMISSION

Item	Part Number	Qty	Part Description	Comments
1	1720005M92	1	Rod	(A)
	1604938M91	1	Bar	(B)
2	1720000M93	1	Axle	(A)
	1723639M91	1	Axle	(B, D)
	1603730M91	1	Axle	(B, E)
3	1720001M93	1	Axle	(A)
	1723640M91	1	Axle	(B, D)
	1603731M91	1	Axle	(B, E)
4	390691X1	2	Key Door	(A, B)
5	1720010M1	1	Lever	(A)
	1722786M1	1	Lever	(B)
6	418144M1	6	Bush	(A, B)
7	1441101X1	4	Pin	(A, B)
8	1441070X1	1	Pin	(A)
	339328X1	1	Washer	(A)
	339133X1	1	Pin	(A)
	1441780X1	1	Clevis Pin	(B)
	391382X1	1	Washer Metric	(B)
	339133X1	1	Pin	(B)
9	1748044M93	1	Cylinder	(A, B, C)
10	418150M1	1	Bush	(A, B)
11	417203M1	1	Pin	(A, B)
	339328X1	1	Washer	(A, B)
	339133X1	1	Pin	(A, B)
12	339003X1	5	Greaser	(A, B)
13	412346M1	2	Bush	(A, B)
14	1720009M2	1	Lever	(A)
	1723638M1	1	Arm	(B, D)
	1603729M1	1	Arm	(B, E)
15	391346X1	2	Seal	(A, B)
16	658110M1	2	Cone	(A, B)
	834136M1	2	Cup	(A, B)
17	416438M2	2	Hub	(A, B)
18	831055M1	2	Cone	(A, B)
	831054M1	2	Cup	(A, B)
19	339027X1	2	Washer Metric	(A, B)
20	390763X1	2	Nut	(A, B)
21	390448X1	2	Pin	(A, B)
22	416121M1	2	Cap	(A, B)

23	1721109M1	1	Bush	(A)
	419028M1	1	Bush	(B)
24	339587X1	10	Washer	(A, B)
25	339631X1	10	Screw	(A, B, F)
	1441335X1	10	Bolt Metric	(A, B, G)
26	419435M1	2	Rim	(A, B, F)
				700 X 12
	621130M1	2	Wheel	(A, B, F)
				650 X 16
	404839M1	2	Wheel	(A, B, G)
				700 X 12
27	1720006M92	1	Tube	(A)
	1604939M91	1	Bar	(B)
28	339617X1	2	Nut Metric	(A, B)
29	1440831X1	2	Toggle	(A, B)
30	1441061X1	2	Nut Metric	(A)
31	390447X1	2	Pin	(A)
32	391112X1	1	Bolt Metric	(A, B)
33	609930M1	1	Washer	(A, B)
34	390690X1	1	Bolt Metric	(A, B)
35	339054X1	1	Nut Metric	(A, B)
36	339369X1	1	Lock Washer	(A, B)
37	416895M92	2	Spindle	(A, B)
				(A)
				STANDARD
				(B)
				NARROW
				(C)
				See Page/Reference Number 296
				(D)
				Up to Serial or Engine Number 1921099
				(E)
				Up to Serial or Engine Number E1921100
				(F)
				STEEL
				(G)
				IRON

HYDRAULIQUE (TABLE) }
HYDRAULIK (TISCH) } 8'
HIDRAULICO (MESA) }
HYDRAULIC (TABLE) }



AGCO Corporation
Parts List Report

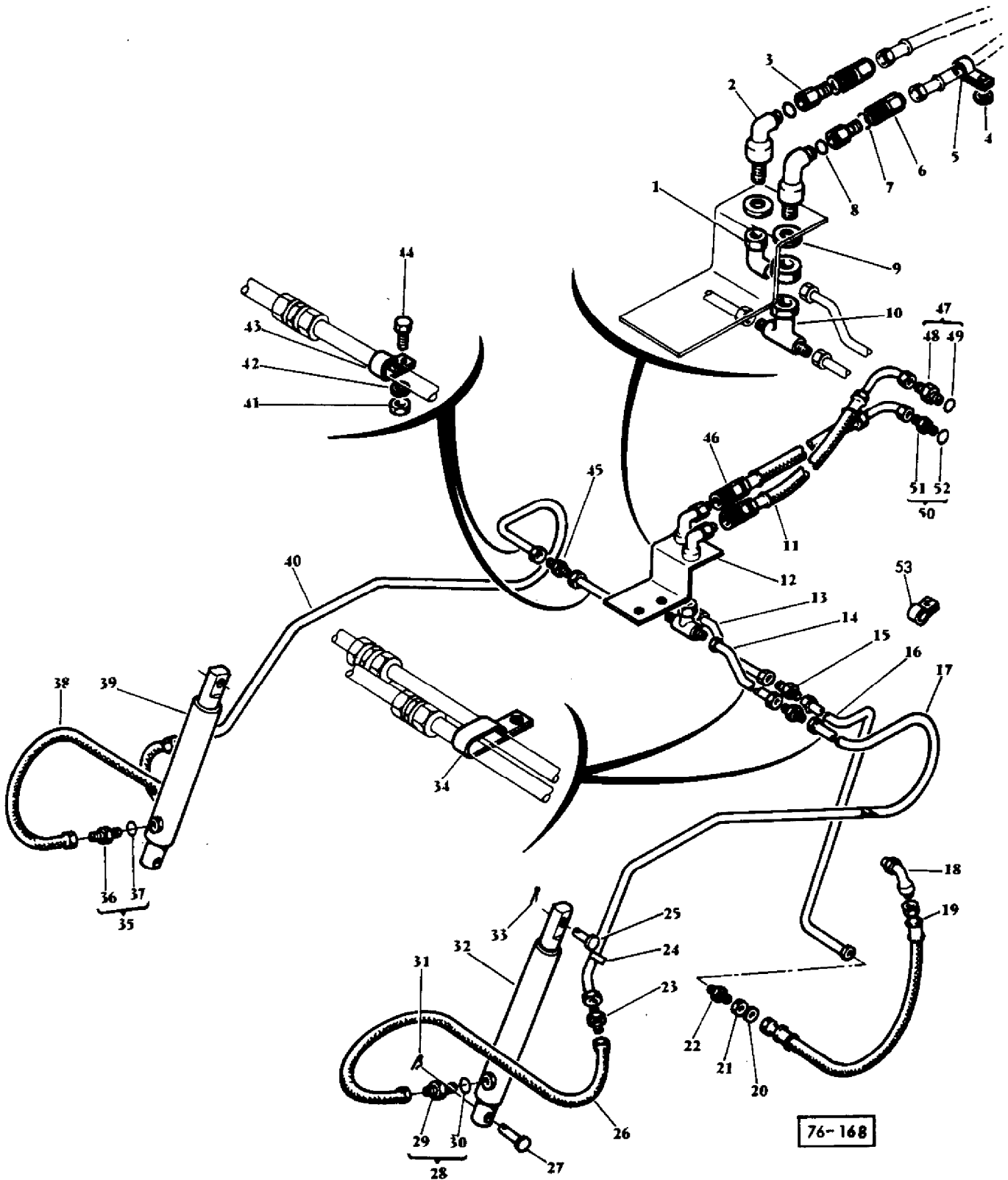
Massey Ferguson (Europe)

MF 506 COMBINE

Page 247 - HYDRAULIC FOR TABLE - 8'

Item	Part Number	Qty	Part Description	Comments
				8'
1	916907M1	1	Strap	
2	339666X1	1	Screw Metric	
3	339375X1	1	Lock Washer	
4	339030X1	1	Nut Metric	
5	338747X91	1	Union	
6		1		Not Serviced, Order 5
7	338764X1	1	Seal	
8	1603120M92	1	Hose	
9	1603126M91	1	Tube	
10	338707X1	1	Union	
11	1603121M91	1	Hose	
12	338716X91	1	Union	
13		1		Not Serviced, Order 12
14	338762X1	1	Seal	
15	1441329X1	2	Clevis Pin	
16	1748022M93	1	Ram	(A)
17	327669M1	2	Pin	
18	390657X1	2	Pin	
19	391405X1	2	Pin	
20	1748022M93	1	Ram	(A)
21	338716X91	1	Union	
22	338762X1	1	Seal	
23		1		Not Serviced, Order 21
24	1603121M91	1	Hose	
25	338707X1	1	Union	
26	1603123M91	1	Tube	
27	619865M1	1	Union	
28	339169X1	3	Nut Metric	
29	390972X1	3	Washer Metric	
30	339123X1	3	Screw Metric	
31	403152M1	4	Clip	
	619886M1	4	Bush	
				(A)
				See Page/Reference Number 292

HYDRAULIQUE (TABLE) }
HYDRAULIK (TISCH) } 10' - 12'
HYDRAULICO (MESA) }
HYDRAULIC (TABLE) }



76-168

AGCO Corporation
Parts List Report

Massey Ferguson (Europe)

MF 506 COMBINE

Page 248 - HYDRAULIC (TABLE) - 10'

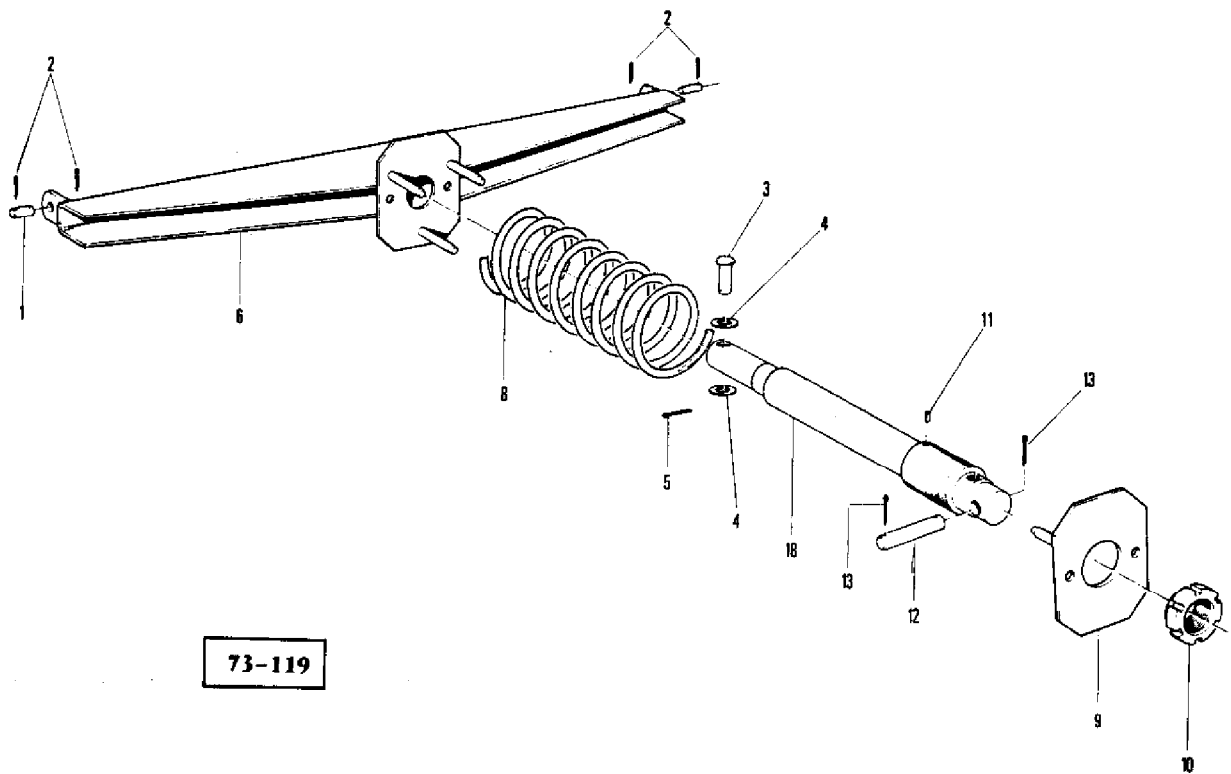
Item	Part Number	Qty	Part Description	Comments
				10'
				12'
1	1442433X1	1	Union	
2	619858M1	2	Union	
3	786724M91	2	Coupling	(A)
	619794M91	2	Union	(A)
4	1440293X1	1	Washer Metric	(B)
5	786836M1	1	Clip	(B)
6	619857M1	2	Union	
7	831452M1	2	O Ring	
8	831452M1	2	O Ring	
9	339617X1	2	Nut Metric	
10	338785X1	1	Union	
11	1603006M91	1	Hose	
	339994X1	1	Olive	
	1442333X1	1	Nut	
12	916822M1	1	Strap	(B)
13	905843M92	1	Tube	10'
	905842M92	1	Tube	12'
14	905855M92	1	Pipe	
15	338707X1	2	Union	
16	916872M91	1	Tube	(B)
	916628M91	1	Tube	(C)
17	905841M92	1	Tube	10'
	905840M92	1	Tube	12'
18	916152M1	1	Union	
19	916875M92	1	Hose	
20	339072X1	1	Washer	
21	338726X1	1	Union	
22	338724X1	1	Union	
23	338707X1	2	Union	
24	360034X1	4	Tie	
25	1442511X1	2	Pin	
26	905845M91	2	Hose	
27	1441329X1	2	Clevis Pin	
28	338716X91	1	Union	
29		1		Not Serviced, Order 28
30	338762X1	1	Seal	
31	327669M1	2	Pin	

32	1748022M93	1	Ram	(D)
33	391405X1	2	Pin	
34	621369M1	2	Bridle	(B)
35	338716X91	1	Union	
36		1		Not Serviced, Order 35
37	338762X1	1	Seal	
38	905845M91	1	Hose	
39	1748022M93	1	Ram	(D)
40	905841M92	1	Tube	10'
	905840M92	1	Tube	12'
41	339169X1	3	Nut Metric	
42	390972X1	3	Washer Metric	
43	403152M1	3	Clip	(B)
	916874M1	3	Strap	(C)
44	339123X1	3	Screw Metric	
45	338707X1	1	Union	
46	916351M91	1	Union	
	1441358X1	1	Bush	
	1441851X1	1	Nut	
47	338747X91	1	Union	
48		1		Not Serviced, Order 47
49	338764X1	1	Seal	
50	338750X91	1	Union	
51		1		Not Serviced, Order 50
52	338764X1	1	Seal	
53	916906M1	3	Strap	(C)
	619886M1	6	Sleeve	(C)
	619886M1	9	Sleeve	(B)

(A)
Alternative
(B)
FIX TABLE
(C)
Q.A.
(D)

See Page/Reference Number 292

RELEVAGE DE TABLE	}	TABLE FIXE
TISCHAUSHEBUNG		STANDARD FIXE
SUSPENSION DE LA MESA		MESA FIJA
TABLE LIFT		FIX TABLE



73-119

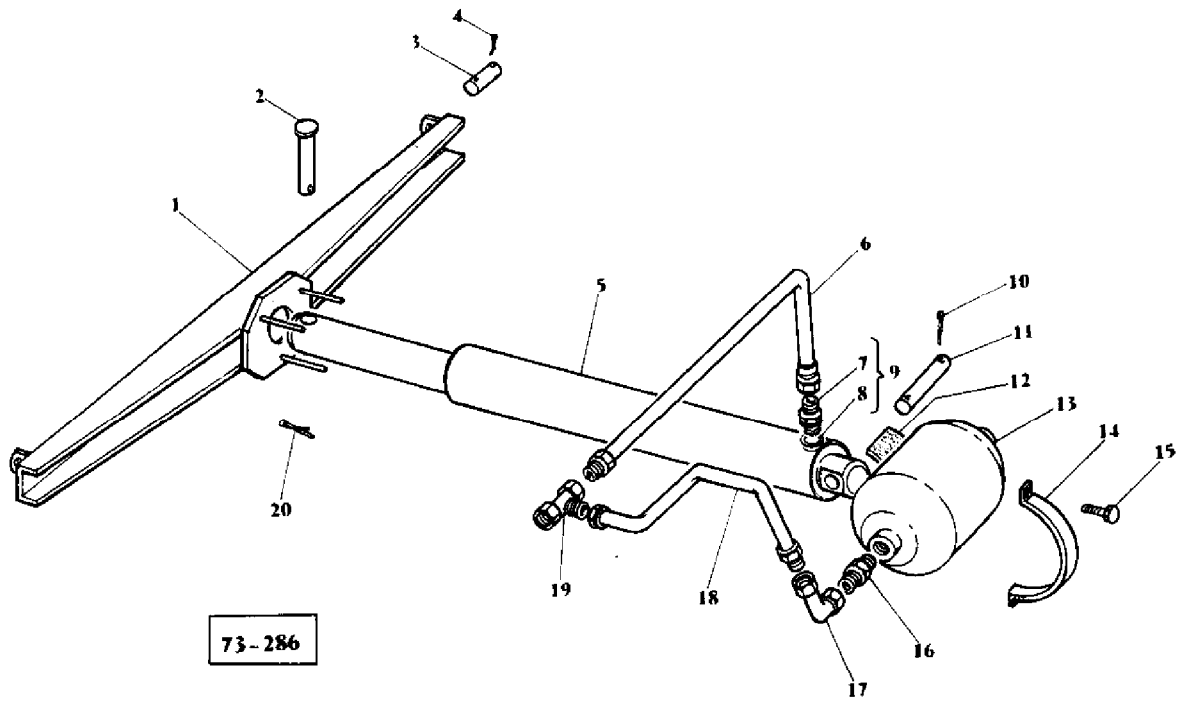
AGCO Corporation
Parts List Report

Massey Ferguson (Europe)
MF 506 COMBINE
Page 251 - TABLE LIFT - FIX TABLE

Item	Part Number	Qty	Part Description	Comments
				FIX TABLE
1	412483M1	2	Bolt	(A) (B) (C)
2	339133X1	4	Pin	(A) (B) (C)
3	339955X1	1	Pin	(A) (B) (C)
4	391393X1	2	Washer Metric	(A) (B) (C)
5	339038X1	1	Pin	(A) (B) (C)
6	418816M91	1	Transverse	(A)
	419408M91	1	Transverse	(B) (C)
8	1706048M1	1	Spring	(A)
	1706054M1	1	Spring	(B) (C)
9	418970M91	1	Guide	(A) (B)
	419413M91	1	Guide	(C)
10	418973M1	1	Nut	(A) (B)
	419415M1	1	Nut	(C)
11	339798X1	1	Pin	(A) (B) (C)
12	1441286X1	1	Pin	(A) (B) (C)
13	339038X1	2	Pin	(A) (B) (C)
18	1748013M94	1	Ram	(A) (B)
				(D)
	1748076M92	1	Ram	(C)
				(E)
				(A)
				8'
				(B)
				10'
				(C)
				12'
				(D)
				See Page/Reference Number 283
				(E)
				See Page/Reference Number 284

RELEVAGE DE TABLE
TISCHAUSHEBUNG
SUSPENSION DE LA MESA
TABLE LIFT

QUICK-ATTACH
→ N° E 19 213 99



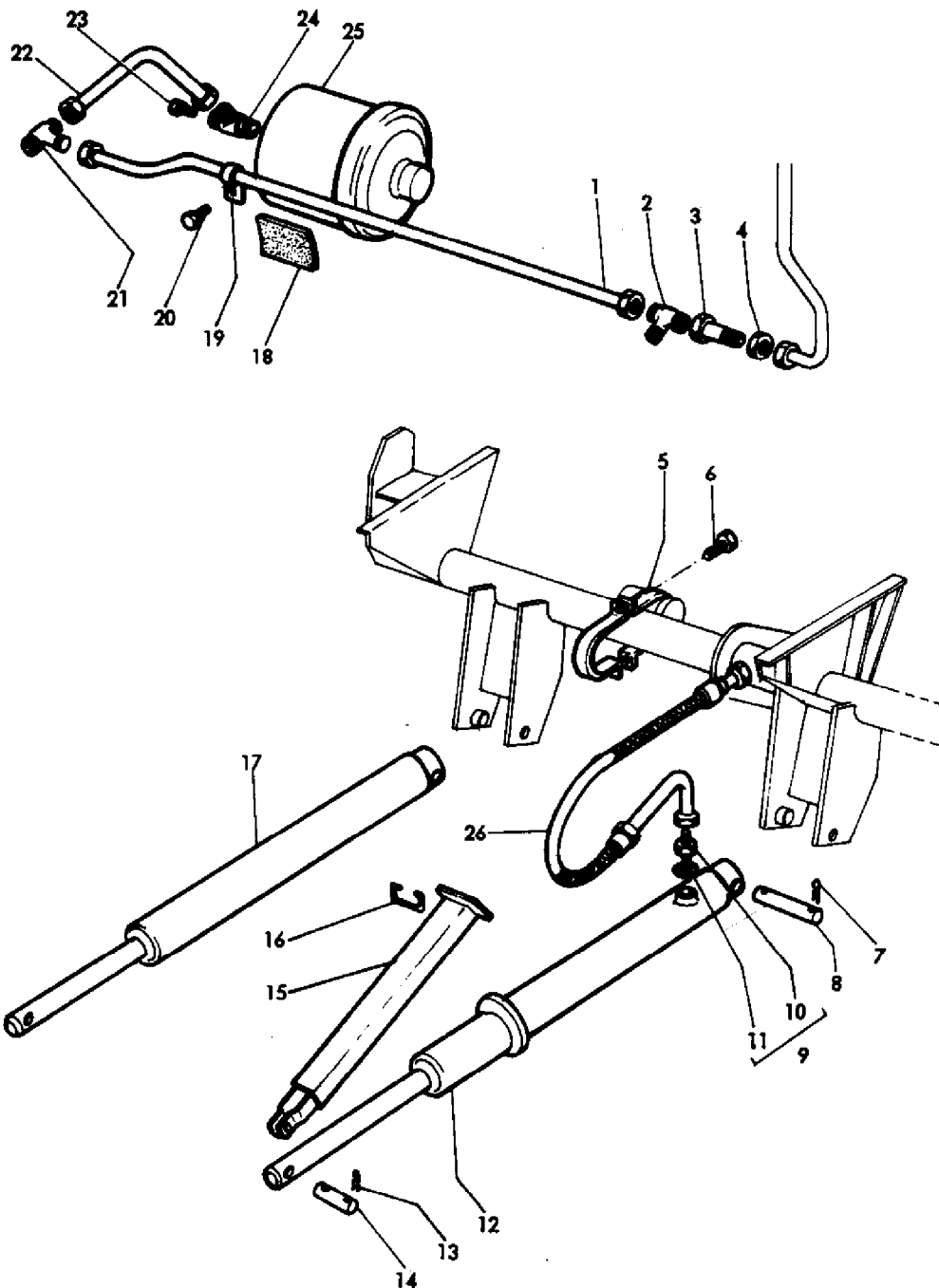
AGCO Corporation
Parts List Report

Massey Ferguson (Europe)
MF 506 COMBINE
Page 252 - TABLE LIFT - QUICK-ATTACH

Item	Part Number	Qty	Part Description	Comments
				QUICK-ATTACH Up to Serial or Engine Number E1921399
1	621567M92	1	Transverse	
2	1441270X1	1	Pin	
3	412483M1	2	Bolt	
4	339133X1	4	Pin	
5	1721400M2	1	Ram	(A)
	1807388M1	1	Socket	
	1635902M91	X	Parts Pack	
6	1603105M91	1	Hose	
7		1		Not Serviced, Order 9
8	338764X1	1	Seal	
9	338747X91	1	Union	
10	339038X1	2	Pin	
11	1441286X1	1	Pin	
12	910865M1	1	Rubber	
13	619820M1	1	Accumulator	
14	905524M1	2	Clamp	
15	339761X1	2	Screw Metric	
	339374X1	2	Lock Washer	
	339169X1	2	Nut Metric	
16	1442376X1	1	Bolt	
17	1442337X1	1	Elbow	
18	1603150M91	1	Hydr Hose	
19	1442425X1	1	Union	
20	339038X1	1	Pin	
				(A) DETAILS NOT SERVICED

RELEVAGE DE TABLE
 TISCHAUSHEBUNG
 SUSPENSION DE LA MESA
 TABLE LIFT

QUICK-ATTACH
 N° E 19 214 01 →



76-161

AGCO Corporation
Parts List Report

Massey Ferguson (Europe)
MF 506 COMBINE
Page 255 - TABLE LIFT - QUICK-ATTACH

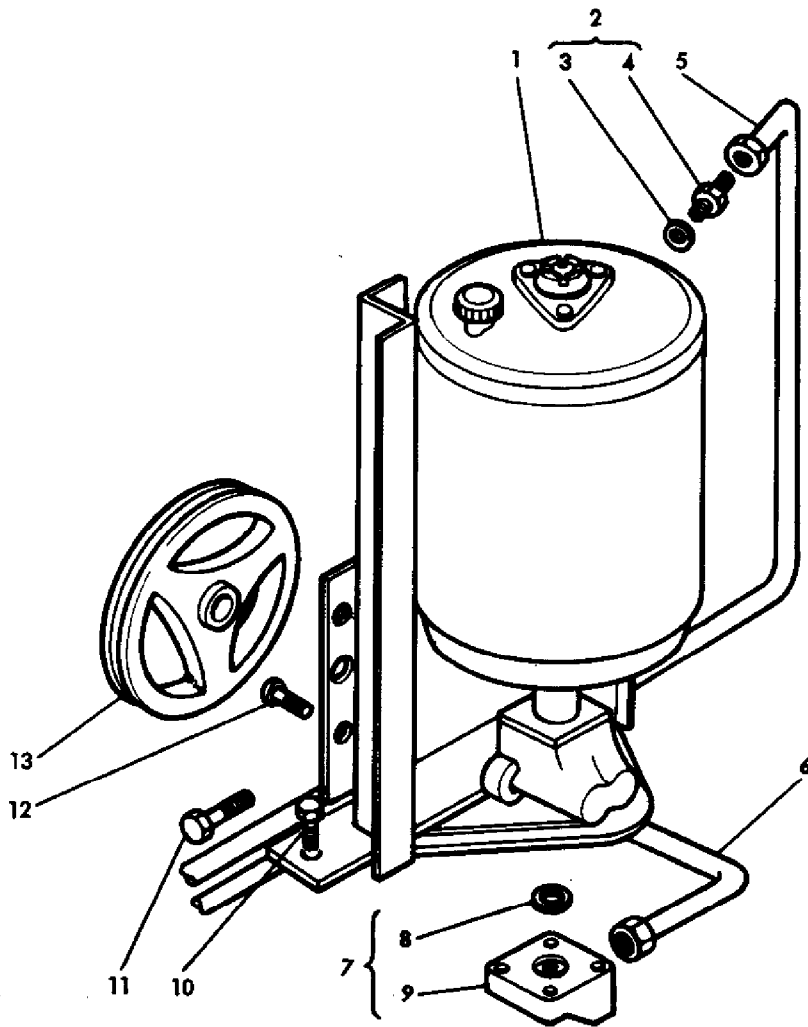
Item	Part Number	Qty	Part Description	Comments
				QUICK-ATTACH From Serial or Engine Number 1921401
1	1604522M91	1	Tube	
	339994X1	2	Ring	
	1442333X1	2	Nut	
2	1442425X1	1	Union	
3	1442335X1	1	Union	
4	1442336X1	1	Nut	
5	905524M1	2	Clamp	
6	339761X1	2	Screw Metric	
	339374X1	2	Lock Washer	
	339169X1	2	Nut Metric	
7	339038X1	4	Pin	
8	1441286X1	2	Pin	
9	338747X1	2	Union	
10		2		Not Serviced, Order 9
11	338764X1	2	Seal	
12	1748104M92	1	Ram	Left Hand (A)
13	339038X1	4	Pin	
14	1442249X1	2	Stub	
15	621764M92	1	Stand	
16	786537M1	1	Clip	
17	1748103M92	1	Ram	Right Hand (B)
18	910865M1	1	Shim	
19	916400M1	1	Clip	
20	390379X1	1	Bolt Metric	
	339374X1	1	Lock Washer	
	339169X1	1	Nut Metric	
21	338737X1	1	Union	
22	1604520M91	1	Tube	
	339994X1	2	Ring	
	1442333X1	2	Nut	
23	1442376X1	1	Screw	
24	1442337X1	1	Elbow	
25	619820M1	1	Accumulator	
26	916377M91	2	Hose	
				(A)

See Page/Reference Number 288

(B)

See Page/Reference Number 287

RESERVOIR ET POMPE HYDRAULIQUE }
 OLBEHALTER UND HYDRAULIKPUMP }
 DEPOSITO DE ACEITE CON BOMBA HYDRAULICA } → N° E 19 213 99
 OIL CONTAINER AND HYDRAULIC PUMP }



76-163

AGCO Corporation
Parts List Report

Massey Ferguson (Europe)

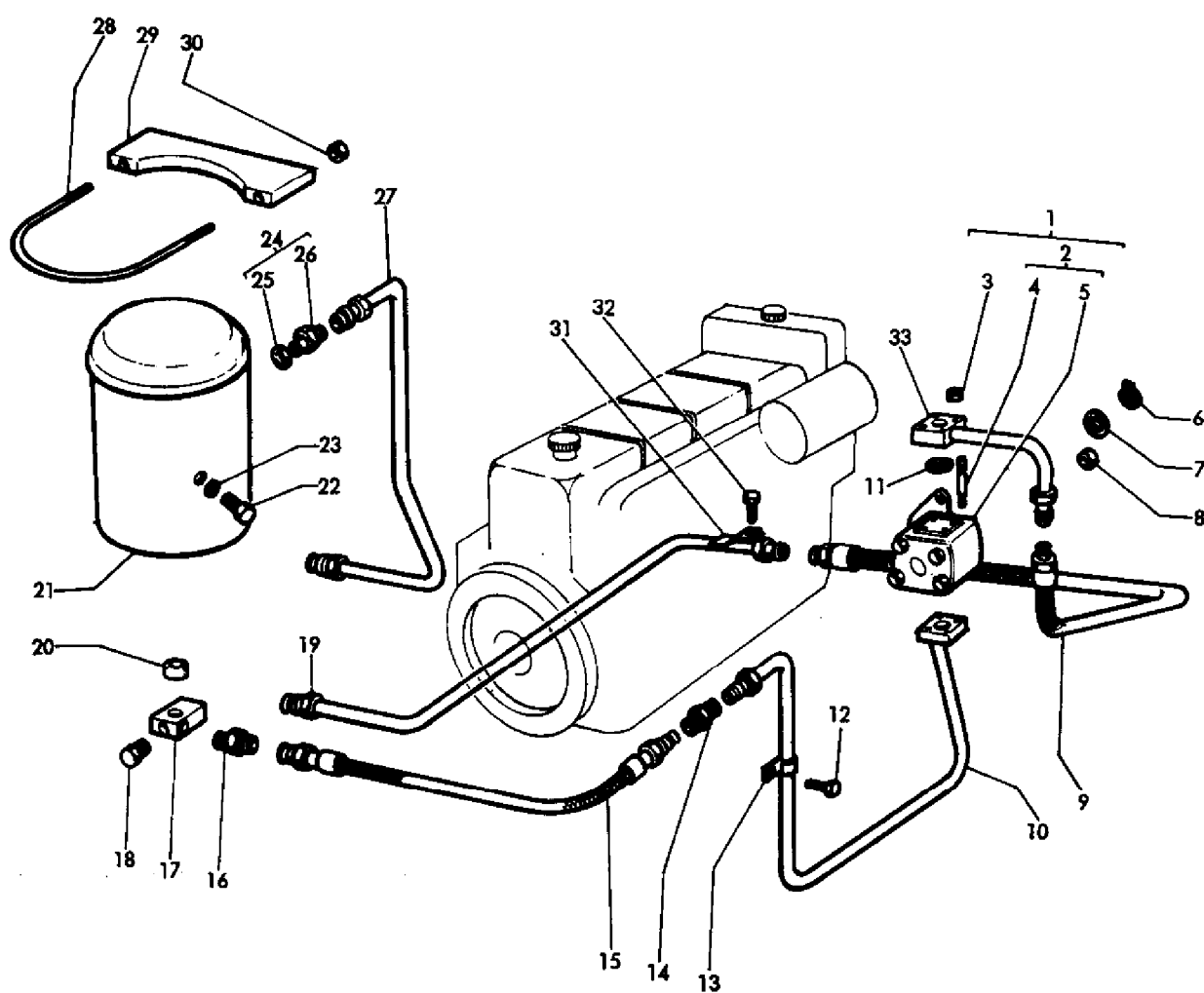
MF 506 COMBINE

Page 256 - OIL CONTAINER AND HYDRAULIC PUMP

Item	Part Number	Qty	Part Description	Comments
				Up to Serial or Engine Number E1921399
1	1720540M1	1	Pump	(A)
2	338717X91	1	Union	
3	338764X1	1	Seal	
4		1		Not Serviced, Order 2
5	1603130M91	1	Tube	
6	1603129M91	1	Tube	
7	416010M1	1	Union	
8	1806464M1	1	Gasket	
9		1		Not Serviced, Order 7
10	390982X1	2	Bolt	
	390362X1	2	Washer Metric	
	339369X1	2	Lock Washer	
	339054X1	2	Nut Metric	
11	1440925X1	1	Bolt Metric	
	339169X1	1	Nut Metric	
12	391115X1	4	Bolt	
	339376X1	4	Lock Washer	
	339402X1	4	Nut Metric	
13	1720628M1	1	Pulley	
				(A)
				See Page/Reference Number 260

RESERVOIR ET POMPE HYDRAULIQUE
 OLBEHALTER UND HYDRAULIKPUMP
 DEPOSITO DE ACEITE CON BOMBA HYDRAULICA
 OIL CONTAINER AND HYDRAULIC PUMP

N° E 19 214 01 →



76-164

AGCO Corporation
Parts List Report

Massey Ferguson (Europe)

MF 506 COMBINE

Page 259 - OIL CONTAINER AND HYDRAULIC PUMP

Item	Part Number	Qty	Part Description	Comments
				From Serial or Engine Number E1921401
1	1628851M91	1	Pump	
2	1628850M91	1	Pump	
3	1441462X1	8	Locknut	
4	3000266X1	4	Stud	
	3000267X1	4	Stud	
5	1604632M1	1	Hydraulic Pump	(A)
6	355791X1	1	Ring	
7	897148M2	1	Washer	
8	897159M1	1	Gear	Number of Teeth/Splines: 14
9	1604941M2	1	Hose	
10	1604650M91	1	Tube	
	338895X1	1	Union	
	338896X1	1	Ring	
11	1441816X1	2	Seal	
12	353555X1	1	Screw Unf	
13	1604637M1	1	Strap	
14	338897X1	1	Union	
15	1604634M91	1	Hose	
16	338701X1	1	Union	
17	338699X1	1	Elbow	
18	338700X1	1	Plug	
19	1604652M91	1	Tube	
20	338702X1	1	Bush	
21	1604638M3	1	Reservoir	(B)
22	390247X1	1	Plug	
23	1441022X1	1	Ring	
24	338717X91	1	Union	
25	338764X1	1	Seal	
26		1		Not Serviced, Order 24
27	1604702M91	1	Tube	
	391097X1	2	Union	
	391101X1	2	Ring	
28	1604640M1	2	Bail	
29	1604641M1	2	Plate	
30	339402X1	8	Nut Metric	
31	1628461M1	1	Strap	
32	339560X1	2	Screw Metric	
	339375X1	2	Lock Washer	

	339030X1	2	Nut Metric
33	1604628M92	1	Tube
	391097X1	1	Union
	391101X1	1	Ring

(A)

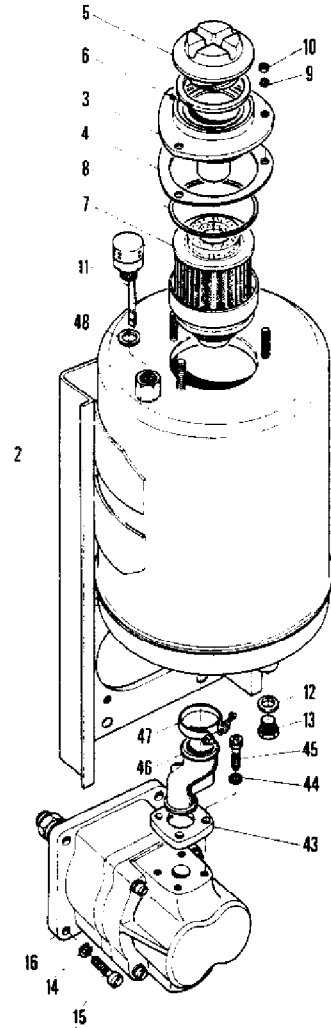
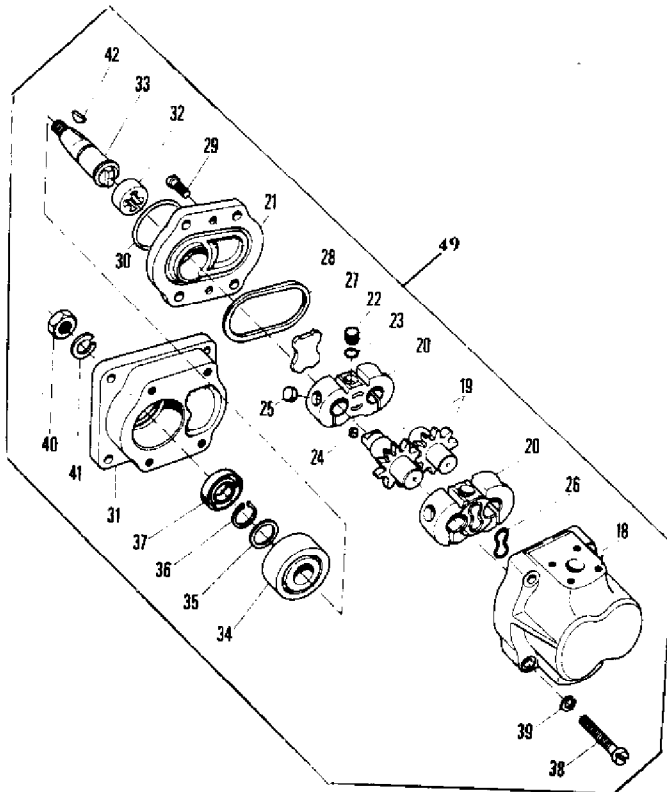
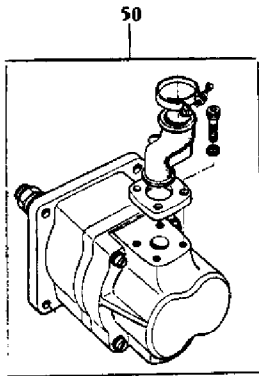
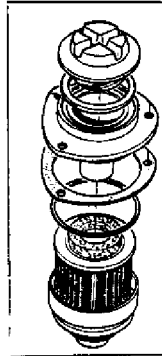
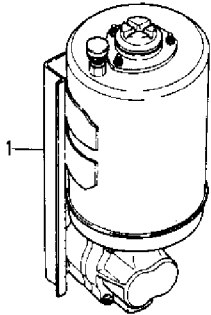
See Page/Reference Number 263

(B)

See Page/Reference Number 264

POMPE HYDRAULIQUE AVEC RESERVOIR D'HUILE
 HYDRAULIKPUMPE MIT OLBEBALTER
 BOMBA HIDRAULICA CON DEPOSITO DE ACEITE
 HYDRAULIC PUMP WITH OIL CONTAINER

→ N° E 19 213 99



73-288

AGCO Corporation
Parts List Report

Massey Ferguson (Europe)

MF 506 COMBINE

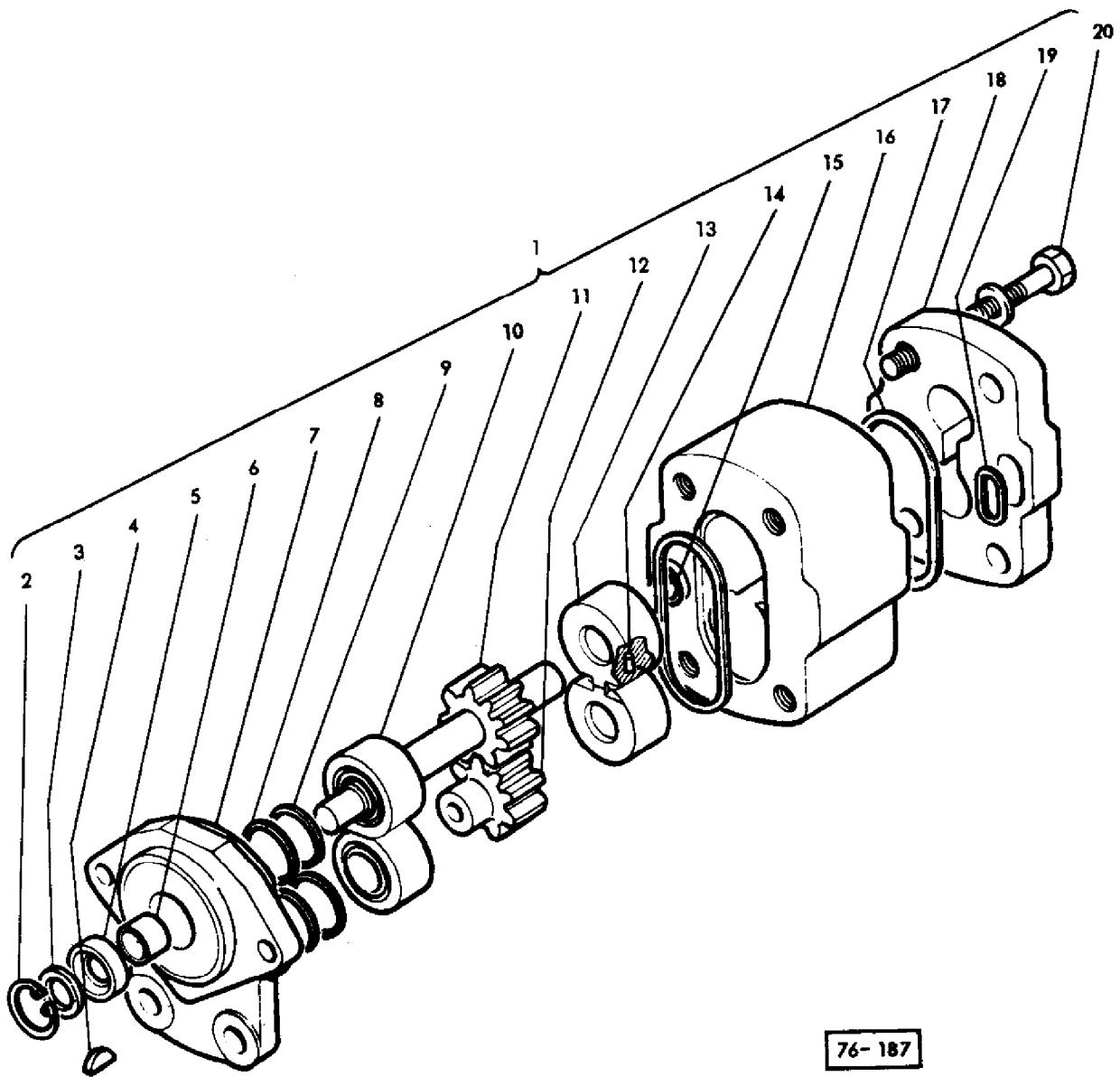
Page 260 - HYDRAULIC PUMP - OIL CONTAINER

Item	Part Number	Qty	Part Description	Comments
				Up to Serial or Engine Number E1921399
1	1720540M1	1	Pump	
2	1717467M1	1	Container	
3	1717425M91	1	Cover	
4	1717426M1	1	Gasket	
5	1717427M1	1	Plug	
6	1717428M1	1	Joint	
7	1717429M1	1	Element	
8	1717468M1	1	Ring	
9	339375X1	3	Lock Washer	
10	339030X1	3	Nut Metric	
11	1717421M1	1	Filter	
12	1440993X1	1	Seal	
13	1638561M1	1	Plug	
14	339376X1	1	Lock Washer	
15	391485X1	4	Screw	
16		1		Not Serviced, Order 50
18		1		Not Serviced, Order 49
19		1		Not Serviced, Order 49
20		1		Not Serviced, Order 49
21	1717434M1	1	Cover	
22	1717435M1	2	Plug	
23	1717436M1	2	Ring	
24	1717437M1	2	Plug	
25	1806933M1	4	Plug	
26	1717439M1	2	Gasket	
27	1717440M1	1	Spacer	
28	1717441M1	1	Ring	
29	391308X1	2	Screw Metric	
30	1717442M1	1	Gasket	
31	1717443M1	1	Cover	
32	1717473M1	1	Hydr Hose	
33	1717444M1	1	Shaft	
34	1441768X1	1	Bearing	
35	1717445M1	1	Washer	
36	1440475X1	1	Circlip	
37	1717446M1	4	Ring	
38	339505X1	4	Screw Metric	
39	339374X1	4	Lock Washer	

40	339571X1	1	Nut Metric
41	339380X1	1	Washer
42	1440360X1	1	Key Door
43	1717472M1	1	Flange
44	339375X1	4	Lock Washer
45	390989X1	4	Screw Metric
46	1717473M1	1	Hydr Hose
47	1717474M1	1	Clamp
48	1700551M1	1	Ring
49	1717470M91	1	Body Pump
50	1717469M91	1	Pump
51	1806200M1	1	Filter

POMPE HYDRAULIQUE
HYDRAULIKPUMP
BOMBA HIDRAULICA
HYDRAULIC PUMP

1604 632 M1
N° E 19 214 01 →



76-187

AGCO Corporation
Parts List Report

Massey Ferguson (Europe)

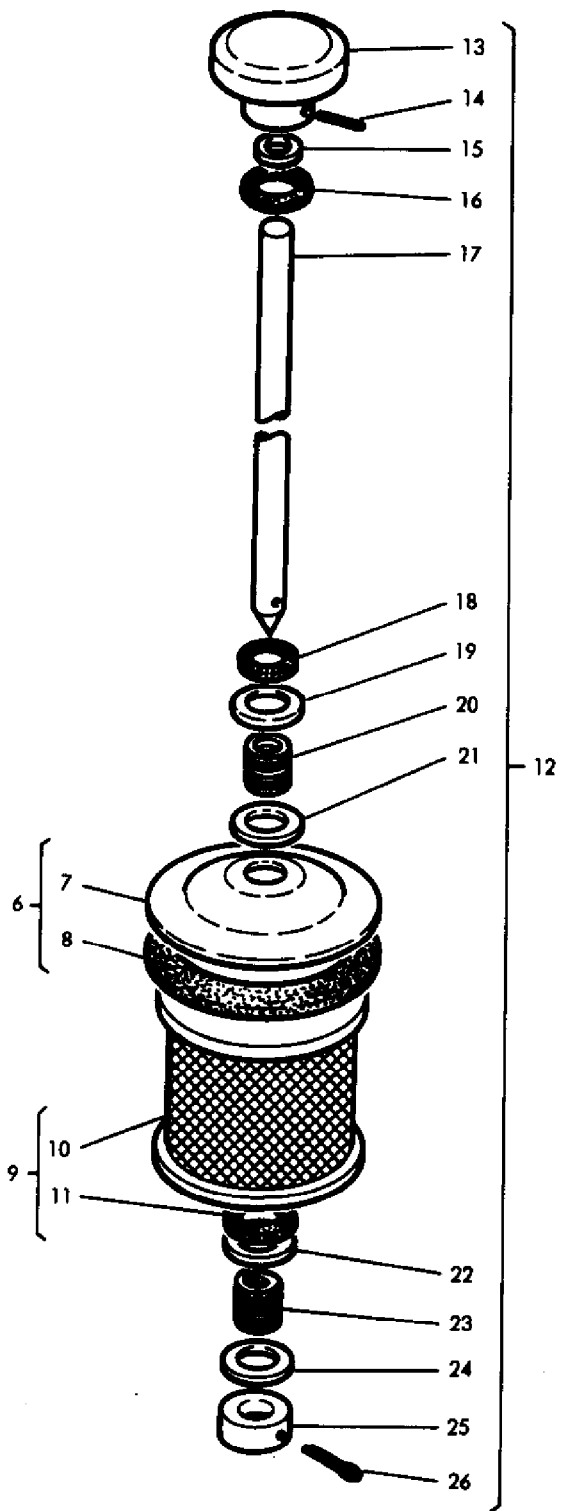
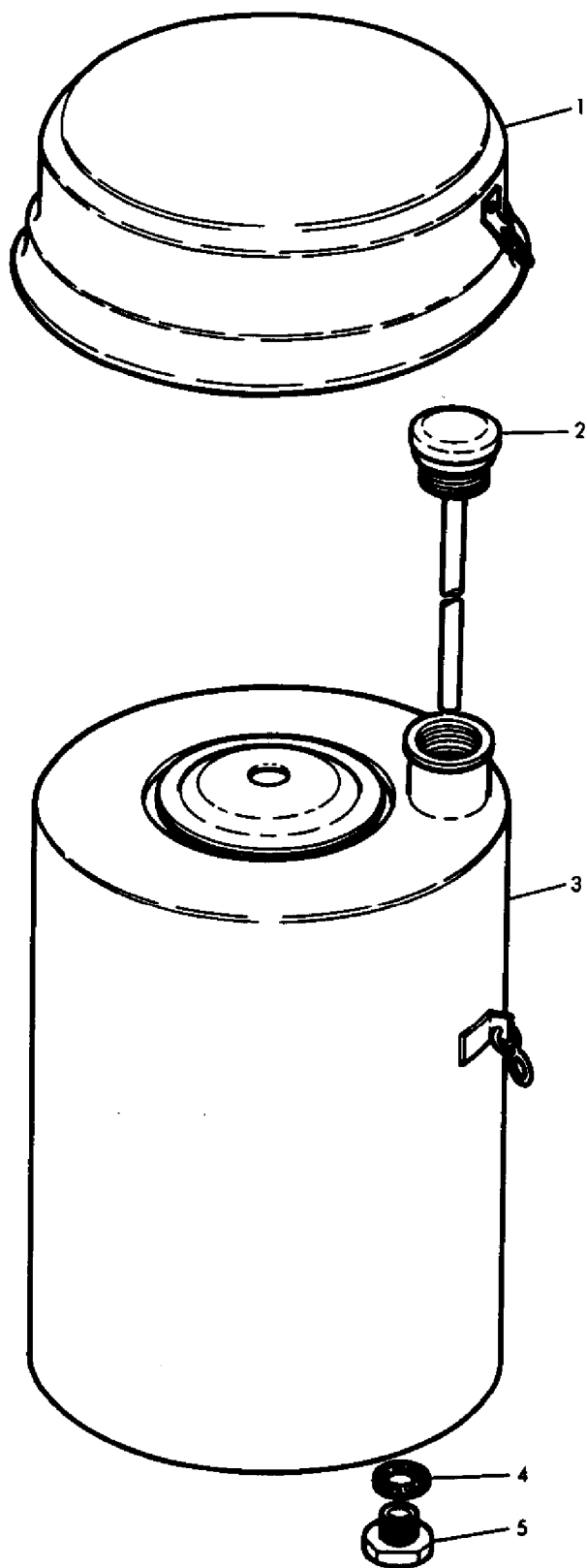
MF 506 COMBINE

Page 263 - HYDRAULIC PUMP - 1604632M1

Item	Part Number	Qty	Part Description	Comments
				1604632M1
				From Serial or Engine Number E1921401
1	1604632M1	1	Hydraulic Pump	
2	1645945M1	1	Ring	
3	1645915M1	1	Bush	
4	1645914M1	1	Key	
5	1645868M1	1	Gasket	
6	1639261M1	1	Bush	
7	1639258M1	1	Cover	
8	1645871M1	2	Washer	
9	1645870M1	2	Joint	
10	1645872M1	2	Bush	
11	1645874M1	1	Pinion	
12	1645875M1	1	Gear	
13	1645876M1	2	Bush	
14	1645877M1	2	Dowel	
15	1645913M1	1	Seal	
16	1635259M1	1	Body	
17	1645869M1	2	Joint	
18	1639260M1	1	Cover	
19	1645889M1	2	Joint	
20	1639262M1	4	Screw	
	1639263M1	4	Washer	
	1639264M1	4	Nut	

RESERVOIR D'HUILE
 OLBEHALTER
 DEPOSITO DE ACEITE
 OIL CONTAINER

1604 638 M3



77-386

AGCO Corporation
Parts List Report

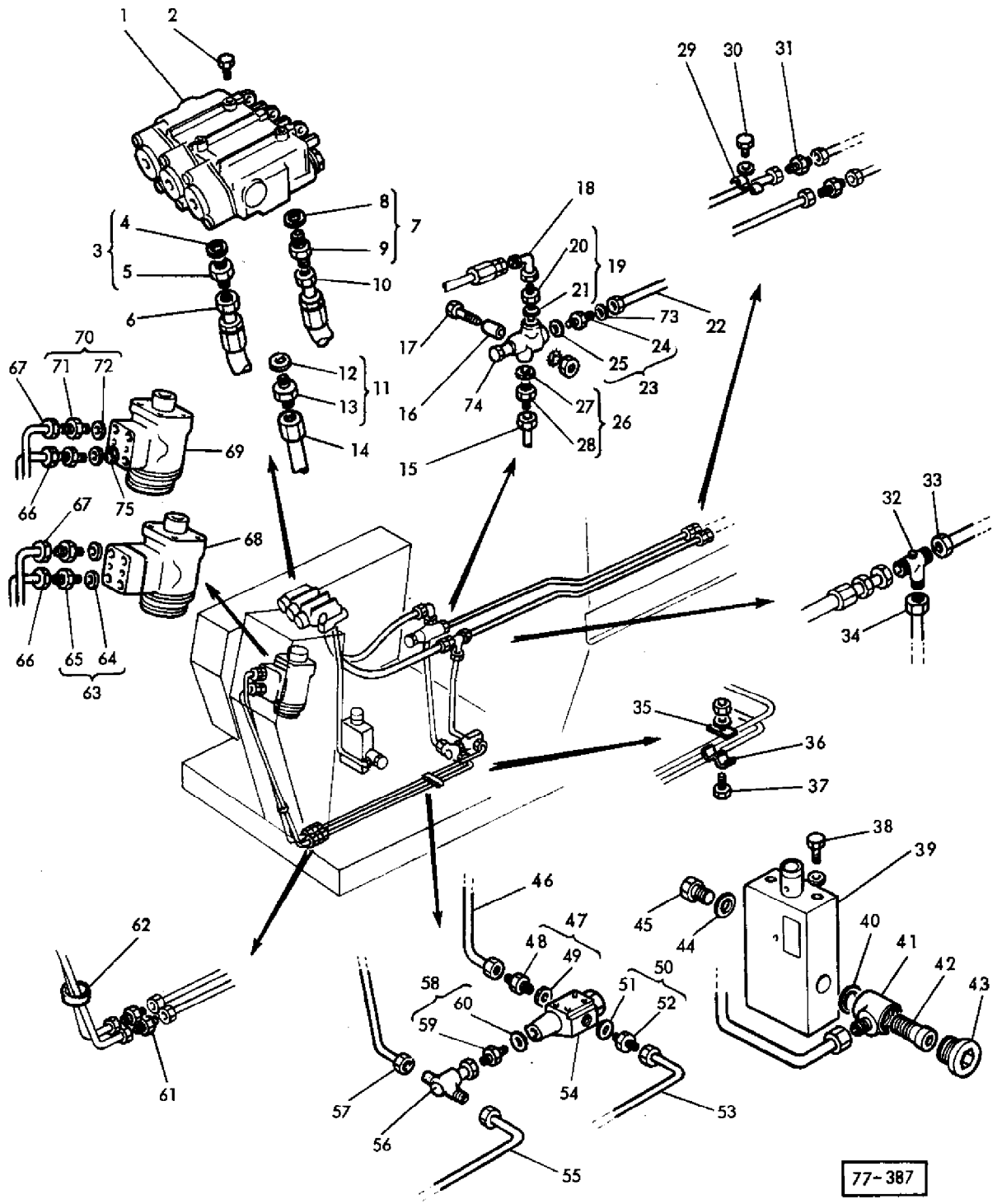
Massey Ferguson (Europe)

MF 506 COMBINE

Page 264 - OIL CONTAINER - 1604638M3

Item	Part Number	Qty	Part Description	Comments
				1604638M3
1	1633111M91	1	Cover	
2	1639266M91	1	Plug	
3	1639269M1	1	Container	
4	1639271M1	1	Gasket	
5	1639272M1	1	Plug	
6	1639268M91	1	Cap	
7		1	Cap	(A)
8		1	Seal	(A)
9	1639270M91	1	Element	
10		1	Element	(B)
11		1	Seal	(B)
12	1639267M91	1	Rod	
13		1	Handle	(C)
14		1	Pin	(C)
15		1	Washer	(C)
16		1	Seal	(C)
17		1	Axle	(C)
18		1	Seal	(C)
19		1	Washer	(C)
20		1	Spring	(C)
21		1	Washer	(C)
22		1	Washer	(C)
23		1	Spring	(C)
24		1	Washer	(C)
25		1	Bush	(C)
26		1	Pin	(C)
				(A)
				Not Serviced, Order 6
				(B)
				Not Serviced, Order 9
				(C)
				Not Serviced, Order 12

HYDRAULIQUE (DISTRIBUTEURS → POMPE)
 HYDRAULIK (STEUERGERAT → PUMP)
 HYDRAULICO (VALVOLA → BOMBA)
 HYDRAULIC (VALVE → PUMP)



77-387

AGCO Corporation
Parts List Report

Massey Ferguson (Europe)
MF 506 COMBINE
Page 267 - HYDRAULIC (VALVE - PUMP)

Item	Part Number	Qty	Part Description	Comments
1	418087M2	1	Valve Block	(A, B, C)
	1604037M1	1	Valve	(A, B, D)
2	1441480X1	3	Screw Metric	(A, B)
3	338747X91	1	Union	(A, B)
4	338764X1	1	Seal	(A, B)
5		1		(A, B)
				Not Serviced, Order REF. NO. 3
6	916434M91	1	Hose	(A, B)
7	338747X91	1	Union	(A, B)
8	338764X1	1	Seal	(A, B)
9		1		(A, B)
				Not Serviced, Order REF. NO. 7
10	1603137M91	1	Hose	(A, B)
	339994X1	2	Olive	(A, B)
	1442333X1	2	Nut	(A, B)
11	338790X91	1	Union	(A, B)
12	338764X1	1	Seal	(A, B)
13		1		(A, B)
				Not Serviced, Order REF. NO. 11
14	1604384M91	1	Tube	(A, B, C) (REEL)
	1604030M91	1	Tube	(A, B, D) (REEL)
	339994X1	2	Olive	(A, B)
	1441468X1	1	Nut	(A, B)
	1442333X1	1	Nut	(A, B)
15	1603136M91	1	Tube	(B) (STEERING)
	609894M1	1	Tube	(B)
	339994X1	2	Olive	(B)
	1442333X1	2	Nut	(B)
16	621940M1	1	Spacer	(A, B)
17	354622X1	1	Bolt	(A, B)
	353446X1	1	Lock Washer	(A, B)
	339056X1	1	Washer Metric	(A, B)
	354122X1	1	Nut	(A, B)
18	338739X1	1	Elbow	(A, B)
19	338747X91	1	Union	(A, B)
20		1		(A, B)
				Not Serviced, Order REF. NO. 19
21	338764X1	1	Seal	(A, B)
22	1603131M91	1	Tube	(A, B)

	916637M1	1	Tube	(A, B)
	391101X1	2	Olive	(A, B)
	391097X1	2	Nut Metric	(A, B)
23	338717X91	1	Union	(A, B)
24		1		Not Serviced, Order REF . NO. 23
				(A, B)
25	338764X1	1	Seal	(A, B)
26	338747X91	1	Union	(A)
27	338764X1	1	Seal	(A)
28		1		(A)
				Not Serviced, Order REF . NO. 26
	338708X1	1	Union	(B)
29	1721316M1	1	Bridle	(A, B)
30	339124X1	1	Screw Metric	(A, B)
	339374X1	1	Lock Washer	(A, B)
31	338709X1	2	Union	(A, B)
32	413749M1	1	Union	(A, B)
33	916338M91	1	Tube	(A, B)
	609837M1	1	Tube	(A, B)
	391101X1	2	Olive	(A, B)
	391097X1	2	Nut Metric	(A, B)
34	1603135M91	1	Tube	(B)
	621340M1	2	Tube	(B)
	339994X1	2	Olive	(B)
	1442333X1	2	Nut	(B)
35	1721645M1	1	Pad	(A, B)
36	413064M1	1	Clip	(A, B)
37	339011X1	1	Bolt Metric	(A, B)
	339374X1	1	Lock Washer	(A, B)
	339169X1	1	Nut Metric	(A, B)
38	339228X1	2	Screw Metric	(A, B)
	339374X1	2	Lock Washer	(A, B)
39	619663M1	1	Valve	(A, B, E)
40	338706X1	1	Washer	(A, B)
41	338703X1	1	Union	(A, B)
42	338705X1	1	Bolt	(A, B)
43	338704X1	1	Plug	(A, B)
44	339526X1	2	Seal	(A, B, F)
45	390247X1	2	Plug	(A, B, F)
46	1604436M92	1	Tube	(A)
47	338747X91	1	Union	(A)
48		1		Not Serviced, Order REF . NO. 47
49	338764X1	1	Seal	(A)
50	338747X91	1	Union	(A)
51	338764X1	1	Seal	(A)
52		1		Not Serviced, Order REF . NO. 50

53	1604438M92	1	Tube	(A)
	339994X1	2	Olive	(A, B)
	1442333X1	2	Nut	(A, B)
54	415572M1	1	Pressure Valve	(A)
55	1604434M91	1	Tube	(A)
	339994X1	2	Olive	(A, B)
	1442333X1	1	Nut	(A, B)
	1441468X1	1	Nut	(A, B)
56	338875X1	1	Union	(A)
57	1629032M91	1	Tube	(A)
58	338718X91	1	Union	(A)
59		1		Not Serviced, Order REF . NO. 58
60	338764X1	1	Seal	(A)
61	338708X1	2	Union	(A, B)
62	338289X1	1	Clamp	(A, B)
63	338769X91	2	Union	(B)
64	338771X1	2	Coupling	(B)
65		2		Not Serviced, Order REF . NO. 63
66	916345M91	1	Tube	(A, B, G)
	1604478M91	1	Tube	(A, B, H)
	339994X1	2	Olive	(A, B)
	1442333X1	2	Nut	(A, B)
67	916344M91	1	Tube	(A, B, G)
	1604479M91	1	Tube	(A, B, H)
	339994X1	2	Olive	(A, B)
	1442333X1	2	Nut	(A, B)
68		1	Valve	(B, I)
69		1	Valve	(A, I)
70	338877X91	1	Union	(A)
71		1		Not Serviced, Order REF . NO. 70
				(A)
72	831497M1	1	O Ring	(A)
73	339056X1	1	Washer Metric	(A, B)
74	417246M1	1	Valve	(A, B, J)
75	1629037M1	1	Washer	(A)
				(A)
				ALL COUNTRIES EXCEPT GERMANY (EXCEPT SAFETY BLOCK)
				(B)
				GERMANY (WITH SAFETY BLOCK)
				(C)
				Up to Serial or Engine Number E1921399
				(D)
				From Serial or Engine Number E1921401
				(E)
				See Page/Reference Number 280

(F)
FIX TABLE

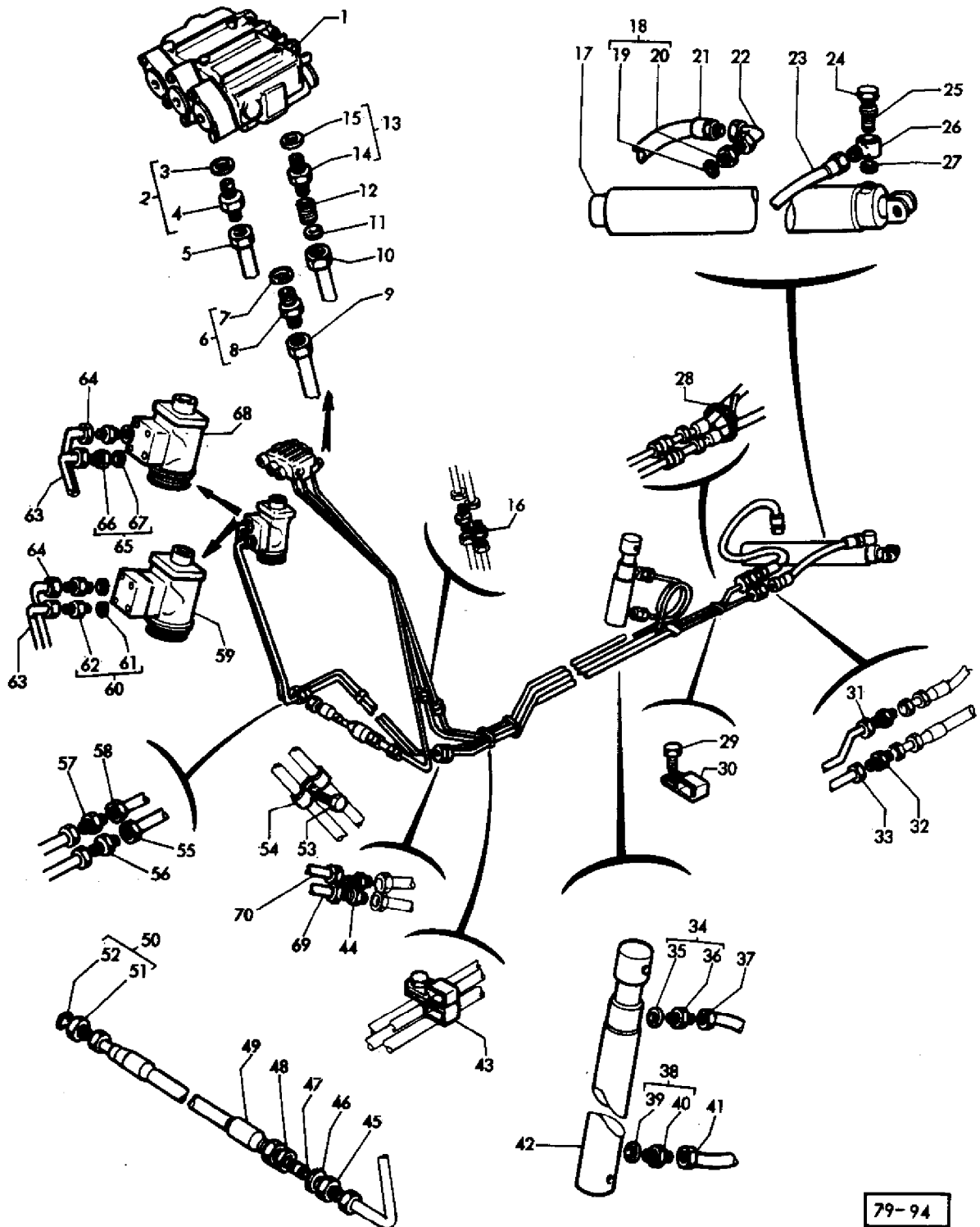
(G)
Up to Serial or Engine Number W1919708

(H)
From Serial or Engine Number W1919709

(I)
See Page/Reference Number 239-240

(J)
See Page/Reference Number 279

HYDRAULIQUE (DISTRIBUTEURS → VERINS)
 HYDRAULIK (STEUERGERAT → ZYLINDER)
 HYDRAULICO (VALVOLA → PISTON)
 HYDRAULIC (VALVE → RAM)



79-94

AGCO Corporation
Parts List Report

Massey Ferguson (Europe)
MF 506 COMBINE
Page 271 - HYDRAULIC (VALVE - RAM)

Item	Part Number	Qty	Part Description	Comments
1		1	Valve	(A, B, C)
2	338750X91	1	Union	(A, B)
3	338764X1	1	Seal	(A, B)
4		1		(A, B)
				Not Serviced, Order REF. NO. 2
5	916356M91	1	Tube	(A, B, D)
	1604032M91	1	Tube	(A, B, E)
	1441851X1	2	Nut	(A, B)
	1441358X1	2	Bush	(A, B)
6	338750X91	1	Union	(A, B)
7	338764X1	1	Seal	(A, B)
8		1		(A, B)
				Not Serviced, Order REF. NO. 6
9	916354M91	1	Tube	(A, B, D)
	1604034M91	1	Tube	(A, B, E)
	1441851X1	2	Nut	(A, B)
	1441358X1	2	Bush	(A, B)
10	1603138M91	1	Lever	(A, B, D)
	1604138M91	1	Tube	(A, B, E)
	1441468X1	1	Nut	(A, B)
	339994X1	2	Olive	(A, B)
11	619790M1	1	Washer	(A, B)
12	621774M1	1	Adjuster	(A, B)
13	338753X1	1	Union	(A, B)
14		1		(A, B)
				Not Serviced, Order REF. NO. 13
15	338764X1	1	Seal	(A, B)
16	338707X1	2	Union	(A, B)
17	1748044M93	1	Ram	(A, B, F)
18	338718X91	1	Union	(A, B)
19	338764X1	1	Seal	(A, B)
20		1		(A, B)
				Not Serviced, Order REF. NO. 18
21	916358M91	1	Hose	(A, B, G)
	609729M2	1	Hose	(A, B, G)
	1603166M91	1	Hydr Hose	(A, B, H)
	609989M1	1	Hose	(A, B, H)
	339994X1	2	Olive	(A, B)
	1442333X1	1	Nut	(A, B)

	1441468X1	1	Nut	(A, B)
22	338715X1	1	Union	(A, B)
23	916358M91	1	Hose	(A, B, G)
	1603166M91	1	Hydr Hose	(A, B, H)
24	338704X1	1	Plug	(A, B)
25	338705X1	1	Bolt	(A, B)
26	338703X1	1	Union	(A, B)
27	338706X1	1	Washer	(A, B)
28	338289X1	1	Clamp	(A, B)
29	339123X1	2	Screw Metric	(A, B)
	339374X1	2	Lock Washer	(A, B)
	339169X1	2	Nut Metric	(A, B)
30	621369M1	2	Bridle	(A, B)
	413966M1	1	Spacer	(A, B, H)
31	916341M91	1	Tube	(A, B)
	621347M1	1	Pipe	(A, B)
	339994X1	2	Olive	(A, B)
	1442333X1	2	Nut	(A, B)
32	338708X1	2	Union	(A, B)
33	916340M91	1	Tube	(A, B)
	621345M1	1	Pipe	(A, B)
	339994X1	2	Olive	(A, B)
	1442333X1	2	Nut	(A, B)
34	338755X91	1	Union	(A, B)
35	338761X1	1	Washer	(A, B)
36		1		(A, B)
				Not Serviced, Order REF . NO. 34
37	916348M91	1	Tube	(A, B)
38	338755X91	1	Union	(A, B)
39	338761X1	1	Washer	(A, B)
40		1		(A, B)
				Not Serviced, Order REF . NO. 38
41	916349M91	1	Tube	(A, B)
42	1748000M93	1	Ram	(A, B, I)
43	418478M1	1	Strap	(A, B)
	621381M1	1	Bridle	(A, B)
44	338708X1	2	Union	(A, B)
45	1442335X1	1	Union	(A, B, J)
46	1442336X1	1	Nut	(A, B, J)
47	338759X1	1	Adjuster	(A, B, J)
48	1442333X1	1	Nut	(A, B, J)
49	1603105M91	1	Hose	(A, B, J)
	339994X1	2	Olive	(A, B)
	1442333X1	2	Nut	(A, B)
50	338747X91	1	Union	(A, B, J)
51		1		(A, B, J)

				Not Serviced, Order REF . NO. 50
52	338764X1	1	Seal	(A, B, J)
53	339804X1	2	Screw Metric	(A, B)
	339375X1	2	Lock Washer	(A, B)
	339030X1	2	Nut Metric	(A, B)
54	621368M1	2	Clip	(A, B)
55	1603343M91	1	Tube	(A, B)
56	338708X1	1	Union	(A, B)
57	338708X1	1	Union	(A, B)
58	916346M91	1	Tube	(A, B)
59		1	Valve	(B, K)
60	338769X91	2	Union	(B)
61	338771X1	2	Coupling	(B)
62		2		(B)

Not Serviced, Order REF . NO. 60

63	1603140M91	1	Tube	(A, B, L)
	1604481M91	1	Tube	(A, B, M)
	339994X1	2	Olive	(A, B)
	1442333X1	2	Nut	(A, B)
64	916343M91	1	Tube	(A, B, L)
	1604480M91	1	Tube	(A, B, M)
	339994X1	2	Olive	(A, B)
	1442333X1	2	Nut	(A, B)
65	338877X91	2	Union	(A)
66		2		(A)

Not Serviced, Order REF . NO. 65

67	831497M1	2	O Ring	(A)
68		1	Valve	(A, K)
69	916346M91	1	Tube	(A, B)
	621351M1	1	Pipe	(A, B)
	339994X1	2	Olive	(A, B)
	1442333X1	2	Nut	(A, B)
70	1603143M91	1	Tube	(A, B)
	916502M1	1	Tube	(A, B)
	339994X1	2	Olive	(A, B)
	1442333X1	2	Nut	(A, B)
				(A)

ALL COUNTRIES EXCEPT GERMANY (EXCEPT SAFETY BLOCK)

(B)

GERMANY (WITH SAFETY BLOCK)

(C)

See Page/Reference Number 275-276

(D)

Up to Serial or Engine Number E1921399

(E)

From Serial or Engine Number E1921401

(F)

See Page/Reference Number 296

(G)

AXLE STANDARD

(H)

AXLE NARROW

(I)

See Page/Reference Number 291

(J)

FIX TABLE

(K)

See Page/Reference Number 239-240

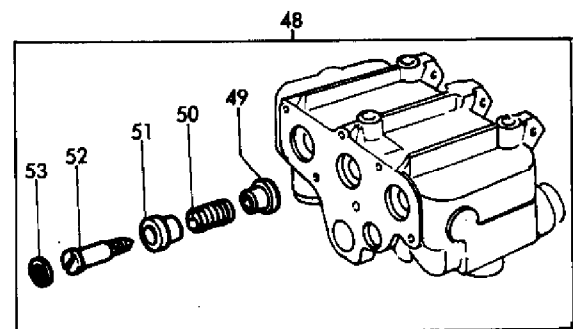
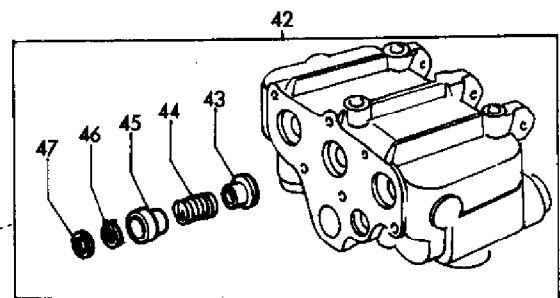
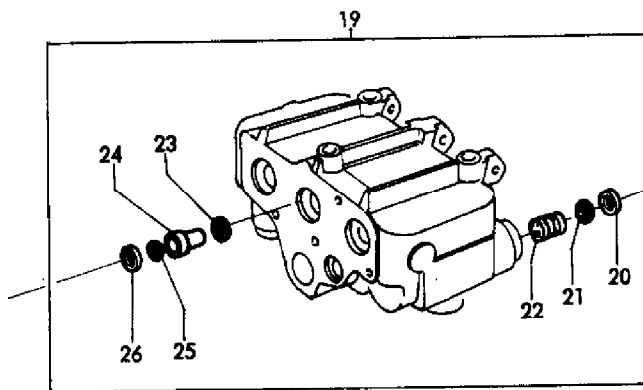
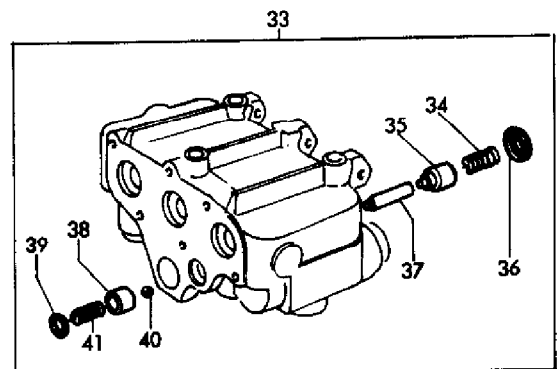
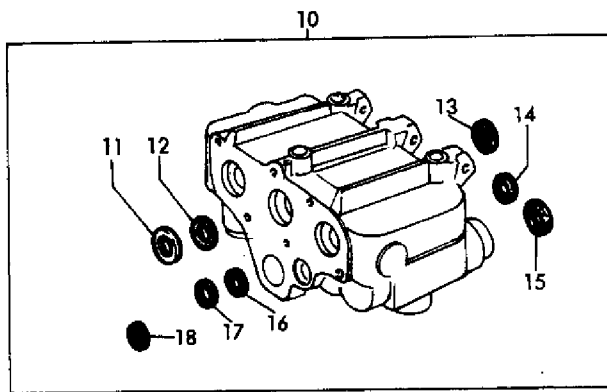
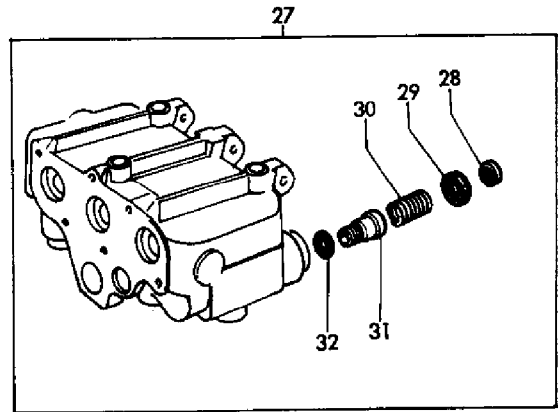
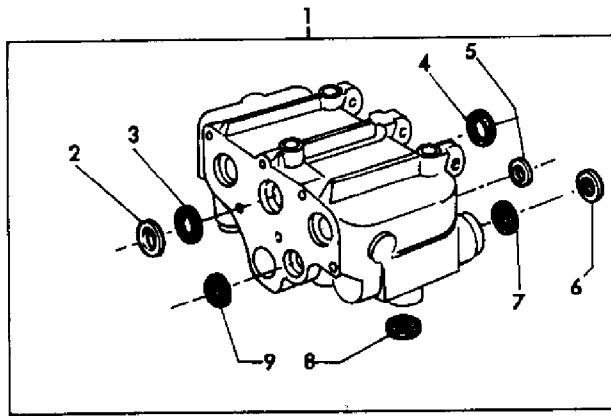
(L)

Up to Serial or Engine Number W1919708

(M)

From Serial or Engine Number W1919709

DISTRIBUTEUR (DETAIL) }
 STEUERGERAT (EINZELTEILE) } 418 087 M2 → N°E 19 213 99
 VALVULA (DETAILS) }
 CONTROL VALVE (DETAIL) }



76-182

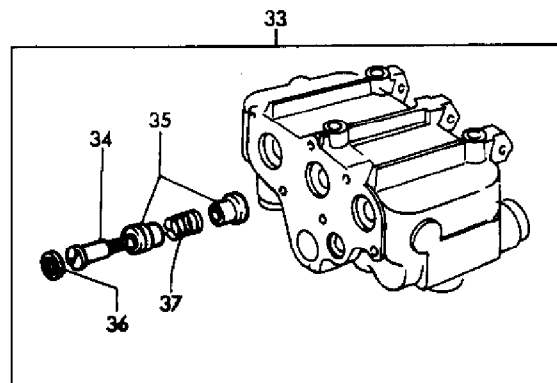
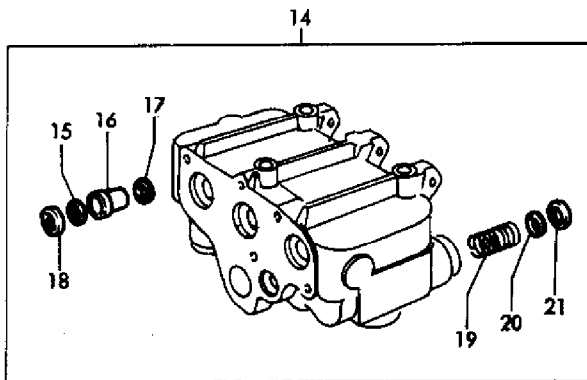
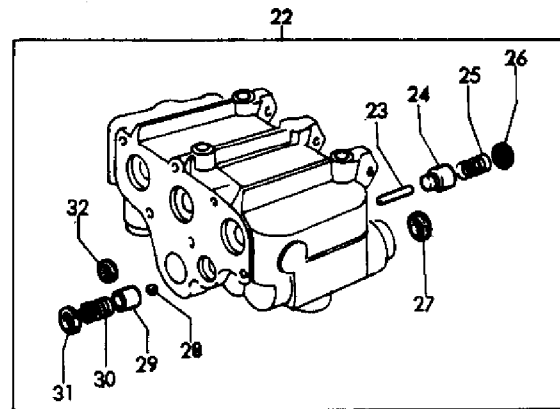
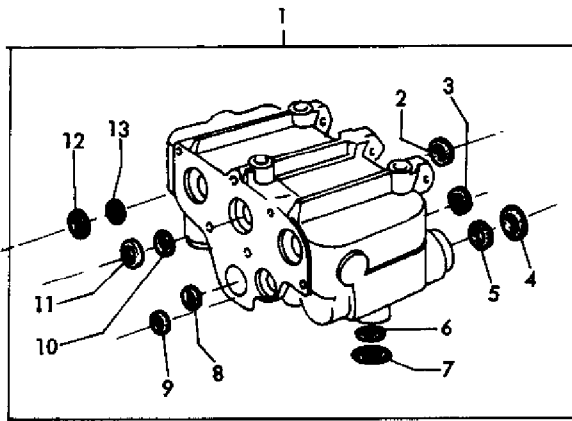
AGCO Corporation
Parts List Report

Massey Ferguson (Europe)
MF 506 COMBINE
Page 275 - CONTROL VALVE (DETAIL)

Item	Part Number	Qty	Part Description	Comments
				418087M2
				Up to Serial or Engine Number E1921399
1	1718902M91	1	Gasket	(A)
2		3	Washer	(A)
3		3	Seal	(A)
4		3	Seal	(A)
5		1	Seal	(A)
6		1	Seal	(A)
7		1	Seal	(A)
8		1	Seal	(A)
9		1	Seal	(A)
10	1718903M91	1	Gasket	(B)
11		3	Washer	(B)
12		3	Seal	(B)
13		3	Seal	(B)
14		1	Seal	(B)
15		1	Seal	(B)
16		1	Seal	(B)
17		1	Seal	(B)
18		1	Seal	(B)
19	1718904M91	1	Parts Pack	(A, B)
20		1	Washer	(A, B) 0.25 MM
		1	Washer	(A, B) 0,5 MM
		1	Washer	(A, B) 2,5 MM
21		1	Seal	(A, B)
22		1	Spring	(A, B)
23		1	Seal	(A, B)
24		1	Valve	(A, B)
25		1	Seal	(A, B)
26		1	Washer	(A, B)
27	1718906M91	1	Parts Pack	(A)
28		1	Washer	(A) 0,25 MM
		1	Washer	(A) 0,5 MM
		1	Washer	(A) 2,5 MM
29		1	Seal	
30		1	Spring	
31		1	Valve	
32		1	Seal	
33	1718907M91	1	Parts Pack	(A, B)

34		1	Spring	(A, B)
35		1	Poppet	(A, B)
36		1	Seal	(A, B)
37		1	Pin	(A, B)
38		1	Seat	(A, B)
39		1	Seal	(A, B)
40		1	Ball	(A, B)
41		1	Spring	(A, B)
42	1718908M91	1	Parts Pack	(A, B)
43		1	Retainer	(A, B)
44		1	Spring	(A, B)
45		1	Retainer	(A, B)
46		1	Ring	(A, B)
47		3	Washer	(A, B)
48	1718909M91	1	Parts Pack	(A, B)
49		1	Retainer	(A, B)
50		1	Spring	(A, B)
51		1	Retainer	(A, B)
52		1	Screw	(A, B)
53		3	Washer	(A, B)
				(A)
				418087M1
				(B)
				418087M2

DISTRIBUTEUR (DETAIL) }
 STEUERGERAT (EINZELTEILE) } 1604 037 M1 N°E 19 214 01 →
 VALVOLA (DETAILES) }
 CONTROL VALVE (DETAIL) }



AGCO Corporation
Parts List Report

Massey Ferguson (Europe)

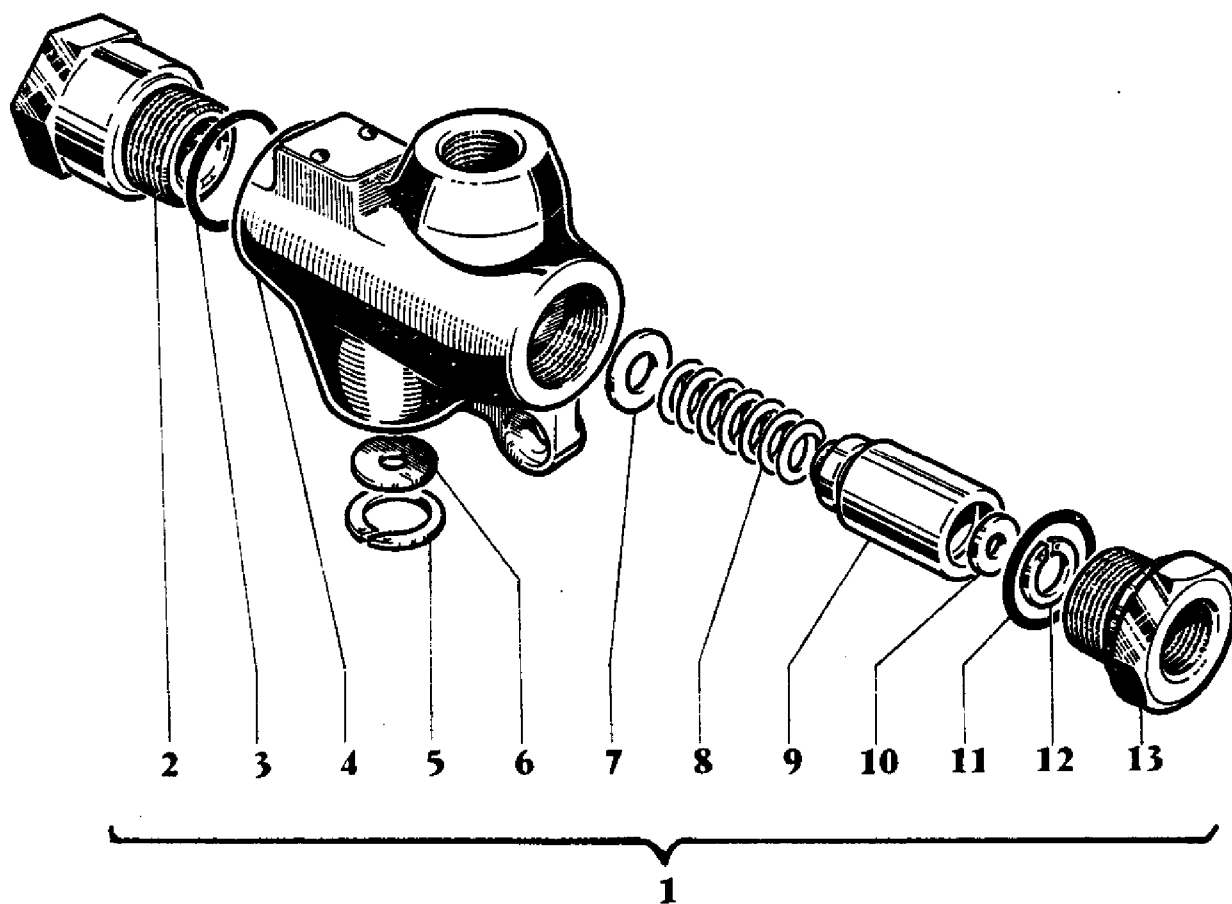
MF 506 COMBINE

Page 276 - CONTROL VALVE (DETAIL) - 1604037

Item	Part Number	Qty	Part Description	Comments
				1604037
				From Serial or Engine Number E1921401
1	1718901M91	1	Kit	
2		3	Seal	
3		1	Seal	
4		1	Seal	
5		1	Seal	
6		2	Seal	
7		2	Seal	
8		1	Seal	
9		1	Seal	
10		3	Seal	
11		3	Washer	
12		1	Seal	
13		1	Seal	
14	1718904M91	1	Parts Pack	
15		1	Seal	
16		1	Valve	
17		1	Seal	
18		1	Washer	
19		1	Spring	
20		1	Seal	
21		1	Washer	0,25 MM
		1	Washer	0,5 MM
		1	Washer	2,5 MM
22	1718905M91	1	Parts Pack	
23		1	Pin	
24		1	Poppet	
25		1	Spring	
26		1	Seal	
27		1	Seal	
28		1	Ball	
29		1	Seat	
30		1	Spring	
31		1	Seal	
32		1	Seal	
33	1718909M91	1	Parts Pack	
34		1	Screw	
35		2	Retainer	

36	3	Washer
37	1	Spring

DISTRIBUTEUR }
STEUERGERAT } 417 246 M1
VALVOLA }
VALVE }



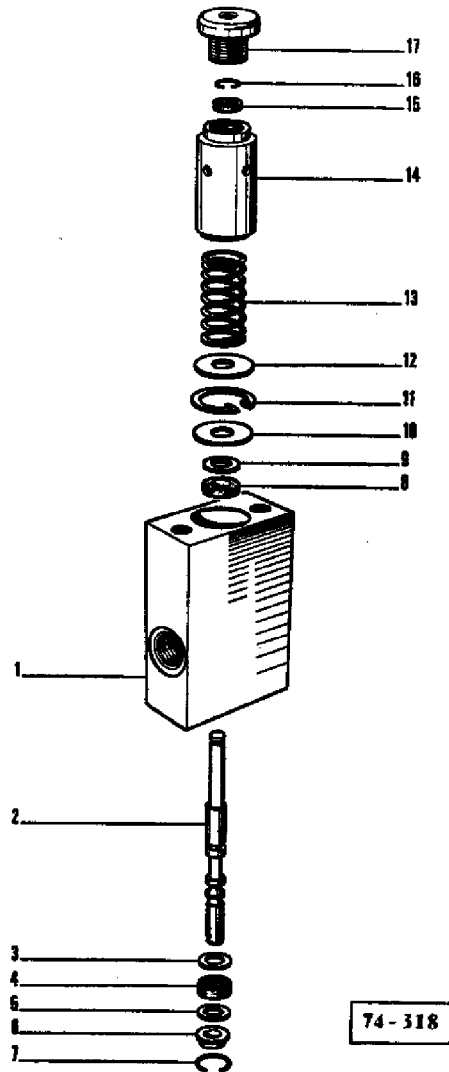
74 - 319

AGCO Corporation
Parts List Report

Massey Ferguson (Europe)
MF 506 COMBINE
Page 279 - VALVE - 417246M1

Item	Part Number	Qty	Part Description	Comments
				417246M1
1	417246M1	1	Valve	
2	1806185M1	1	Plug	
3	391358X1	1	Washer	
4		1		Not Serviced, Order 1
5	1806188M1	1	Segment	
6	1806187M1	1	Washer	
7	1806184M1	X	Shim	
8	1806183M1	1	Spring	
9		1		Not Serviced, Order 1
10	1806181M1	1	Washer	
11	391358X1	1	Washer	
12	1806182M1	1	Segment	
13	1806186M1	1	Union	

VANNE DE DERIVATION }
WEGEVENTIL } 619 663 M1
CORREDERA }
VALVE }

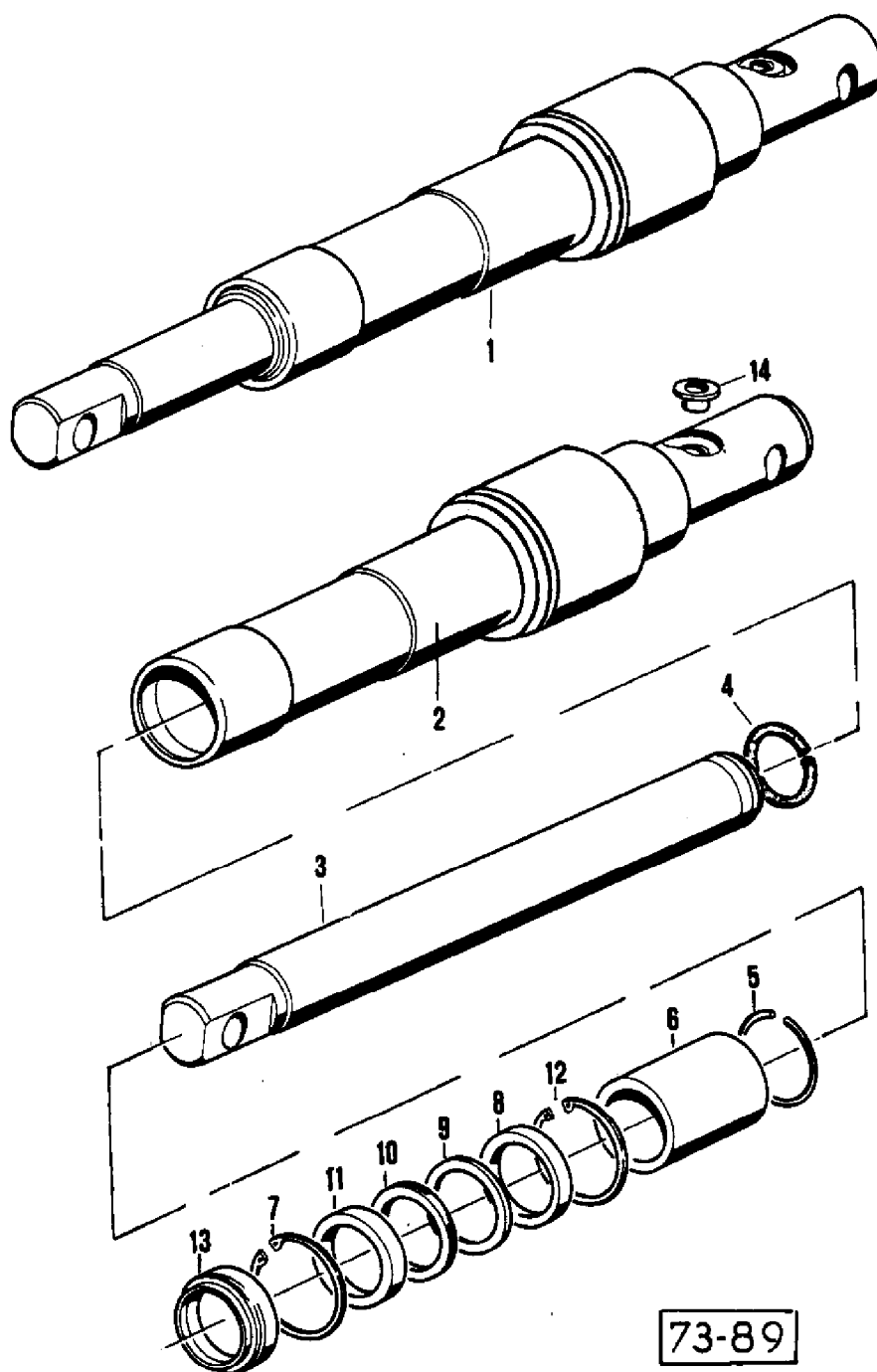


AGCO Corporation
Parts List Report

Massey Ferguson (Europe)
MF 506 COMBINE
Page 280 - VALVE - 619663M1

Item	Part Number	Qty	Part Description	Comments
				619663M1
1		1	Body	(A)
2		1	Valve	(A)
3	1806937M1	1	Washer	
4	1645865M1	1	Seal	
5	1806937M1	1	Washer	
6	1645862M1	1	Ring	
7	1806939M1	1	Ring	
8	1806936M1	1	Bush	
9	1806937M1	1	Washer	
10	1806940M1	1	Washer	
11	1806941M1	1	Ring	
12	1806940M1	1	Washer	
13	1806943M1	1	Spring	
14	1806942M1	1	Guide	
15	1806944M1	1	Bush	
16	1806945M1	1	Ring	
17	1806946M1	1	Plug	
				(A)
				Not Serviced, Order 619663M1

VERIN (RELEVAGE DE TABLE FIXE) }
 HYDRAULIKZYLINDER (TISCHAUSHEBUNG, STANDARD) } 178013 M94 8'-10'
 CILINDRO HIDRAULICO (SUSPENSION DE LA MESA FIJA)
 RAM (TABLE LIFT FIX)



73-89

AGCO Corporation
Parts List Report

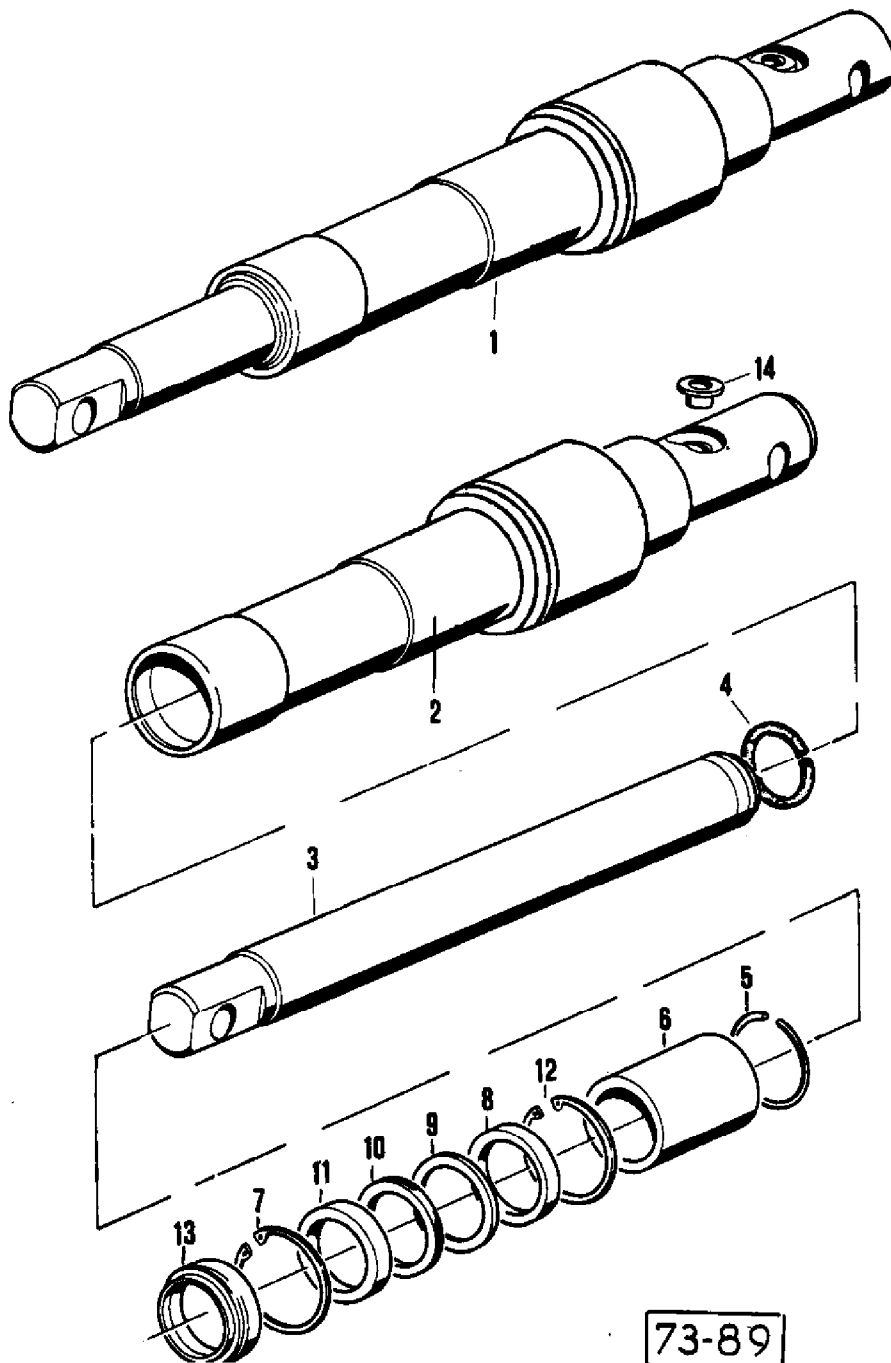
Massey Ferguson (Europe)

MF 506 COMBINE

Page 283 - RAM (TABLE LIFT FIX) - 178013M94

Item	Part Number	Qty	Part Description	Comments
				178013M94
				8'-10'
1	1748013M94	1	Ram	
2		1	Barrel	(A)
3		1	Piston Rod	(A)
4		2	Stop	(A)
5		1	Snapping	(A)
6	1748106M1	1	Bush	
7	1441825X1	1	Snapping	
8	1441843X1	1	Seal	
9	1748019M1	1	Ring	
10	1748020M1	1	Ring	
11	1748021M1	1	Ring	
12	1441775X1	1	Ring	
13	1441848X1	1	Ring	
14	1748043M1	1	Plug	
				(A)
				Not Serviced, Order 1748013M94

VERIN (RELEVAGE DE TABLE FIXE) }
 HYDRAULIKZYLINDER (TISCHAUSHEBUNG STANDARD) } 12'
 CILINDRO HYDRAULICO (SUSPENSION DE LA MESA FIJA) } 1 748 076 M92
 RAM (TABLE LIFT FIX) }



73-89

AGCO Corporation
Parts List Report

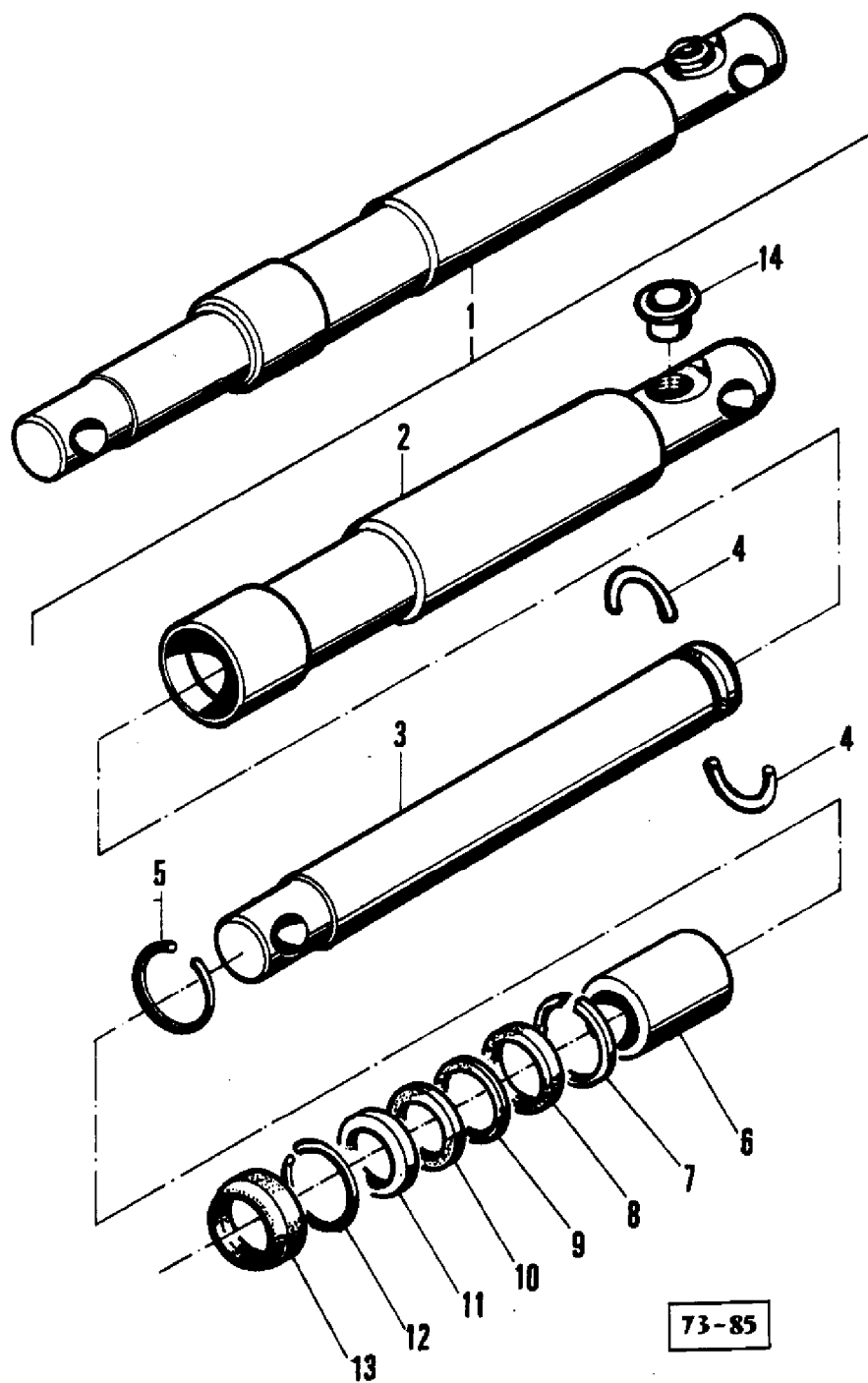
Massey Ferguson (Europe)

MF 506 COMBINE

Page 284 - RAM FOR TABLE LIFT - 12'

Item	Part Number	Qty	Part Description	Comments
				12'
				1748076M92
1	1748076M92	1	Ram	
2		1	Barrel	(A)
3		1	Piston Rod	(A)
4		2	Ring	(A)
5		1	Snapping	(A)
6	1748069M1	1	Bush	
7	1442393X1	1	Circlip	
8	1442391X1	1	Seal	
9	1748072M1	1	Ring	
10	1748073M1	1	Ring	
11	1748074M1	1	Ring	
12	1748075M1	1	Ring	
13	1442392X1	1	Wiper	
14	1748043M1	1	Plug	
				(A)
				Not Serviced, Order 1748076M92

VERIN (RELEVAGE DE TABLE) }
 ZYLINDER (TISCHAUSHEBUNG) } 1 748 103 M92
 CILINDRO (SUSPENSION DE LAMESA)
 RAM (TABLE LIFT)



73-85

AGCO Corporation
Parts List Report

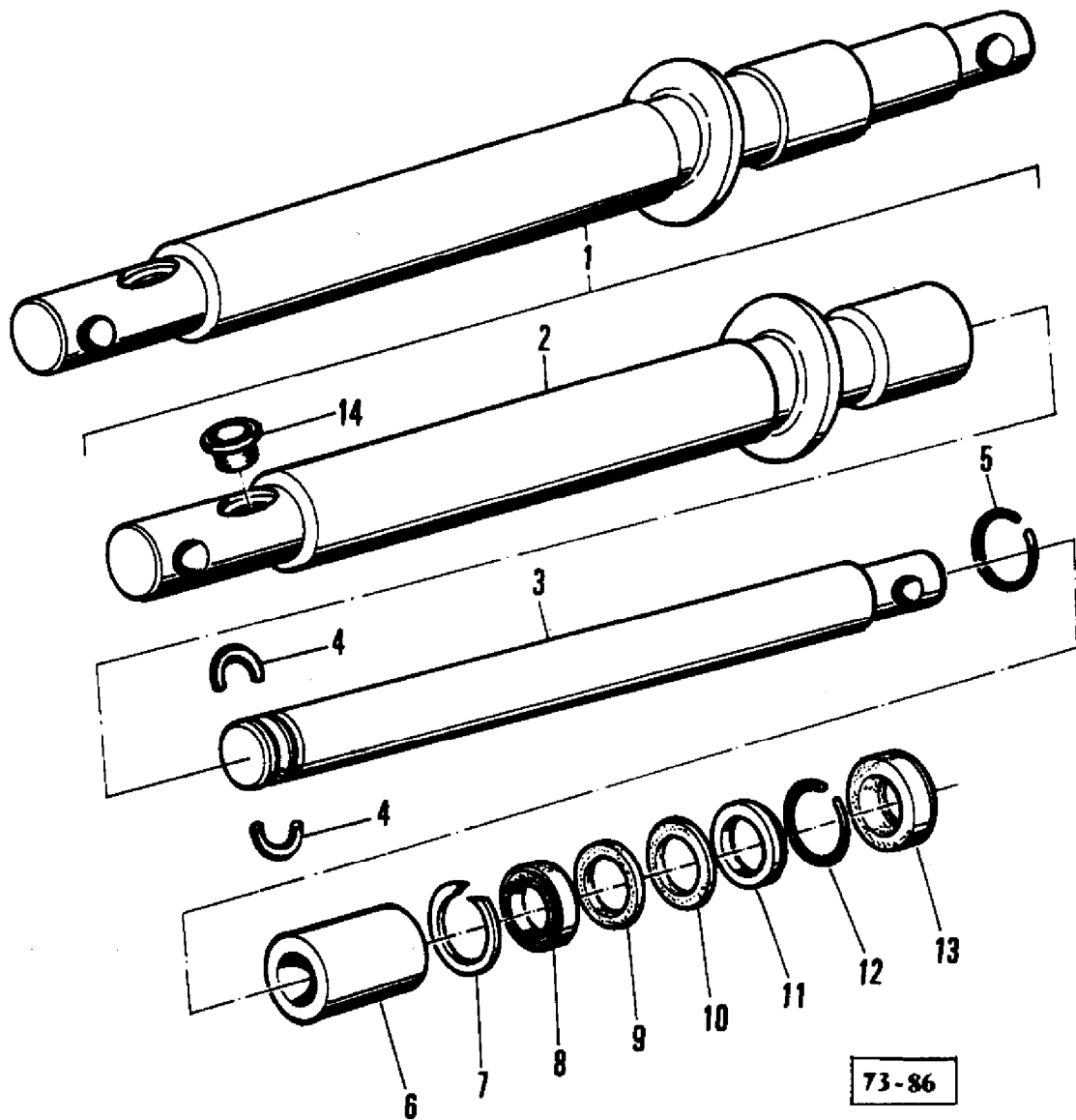
Massey Ferguson (Europe)

MF 506 COMBINE

Page 287 - RAM FOR TABLE LIFT - 1748103M92

Item	Part Number	Qty	Part Description	Comments
				1748103M92
1	1748103M92	1	Ram	
2		1		Not Serviced, Order 1
3		1		Not Serviced, Order 1
4		2		Not Serviced, Order 1
5		1		Not Serviced, Order 1
6	1748106M1	1	Bush	
7	1441825X1	1	Circlip	
8	1441843X1	1	Bush	
9	1748019M1	1	Ring	
10	1748020M1	1	Ring	
11	1748021M1	1	Ring	
12	1441775X1	1	Ring	
13	1441848X1	1	Ring	
14	1748043M1	1	Plug	

VERIN (RELEVAGE DE TABLE) }
 ZYLINDER (TISCHAUSHEBUNG) } 1 748 104 M92
 CILINDRO (SUSPENSION DE LA MESA)
 RAM (TABLE LIFT) }



73-86

AGCO Corporation
Parts List Report

Massey Ferguson (Europe)

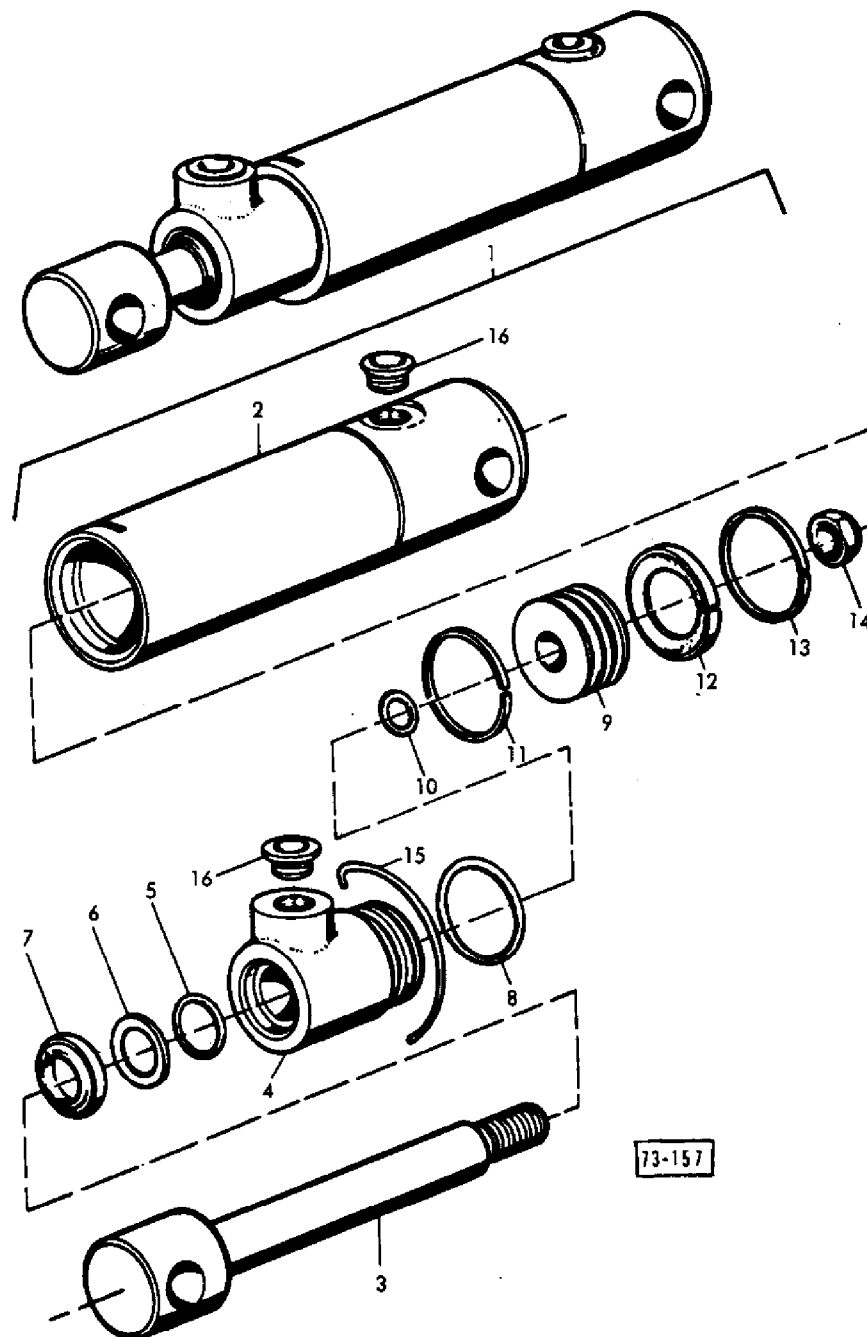
MF 506 COMBINE

Page 288 - RAM FOR TABLE LIFT - 1748104M92

Item	Part Number	Qty	Part Description	Comments
				1748104M92
1	1748104M92	1	Ram	
2		1		Not Serviced, Order 1
3		1		Not Serviced, Order 1
4		2		Not Serviced, Order 1
5		1		Not Serviced, Order 1
6	1748106M1	1	Bush	
7	1441825X1	1	Circlip	
8	1441843X1	1	Bush	
9	1748019M1	1	Ring	
10	1748020M1	1	Ring	
11	1748021M1	1	Ring	
12	1441775X1	1	Ring	
13	1441848X1	1	Wiper	
14	1748043M1	1	Plug	

VERIN (VARIATEUR D'AVANCEMENT)
 HYDRAULIKZYLINDER (FAHRVESTELLTRIEB)
 CILINDRO HIDRAULICO (VARIADOR)
 RAM (TRACTION)

1748 000 M93



AGCO Corporation
Parts List Report

Massey Ferguson (Europe)

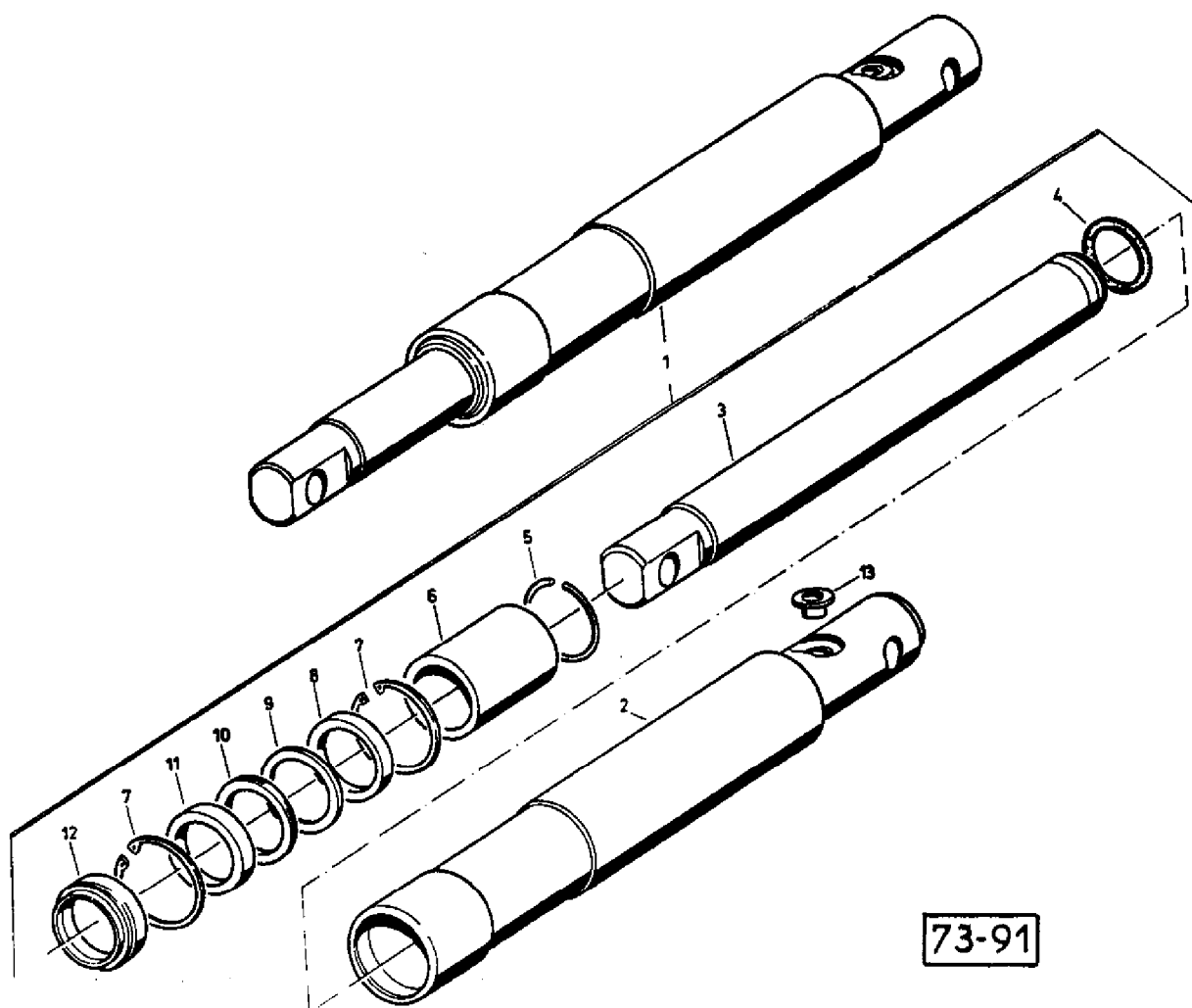
MF 506 COMBINE

Page 291 - RAM FOR TRACTION - 1748000M93

Item	Part Number	Qty	Part Description	Comments
				1748000M93
1	1748000M93	1	Ram	
2	1748003M91	1	Barrel	
3	1748297M91	1	Piston	
4	1748347M1	1	Bush	
5	1441778X1	1	Gasket	
6	1748346M1	1	Ring	
7	1441781X1	1	Seal	
8	1748324M1	1	Ring	
9	1748264M1	1	Piston	
10	368178X1	1	Seal	
11	1606801M1	1	Ring	
12	1606804M1	1	Ring	
13	1606801M1	1	Ring	
14	1442494M1	1	Nut	
15	1748009M1	1	Wire	
16	1748042M1	1	Plug	

VERIN (RELEVAGE RABATTEUR)
 HYDRAULIKZYLINDER (HASPELAUSHEBUNG)
 CILINDRO HIDRAULICO (SUSPENSION DEL MOLINETE)
 RAM (REEL LIFT)

1 748 022 M93
 1 748 022 M92



73-91

AGCO Corporation
Parts List Report

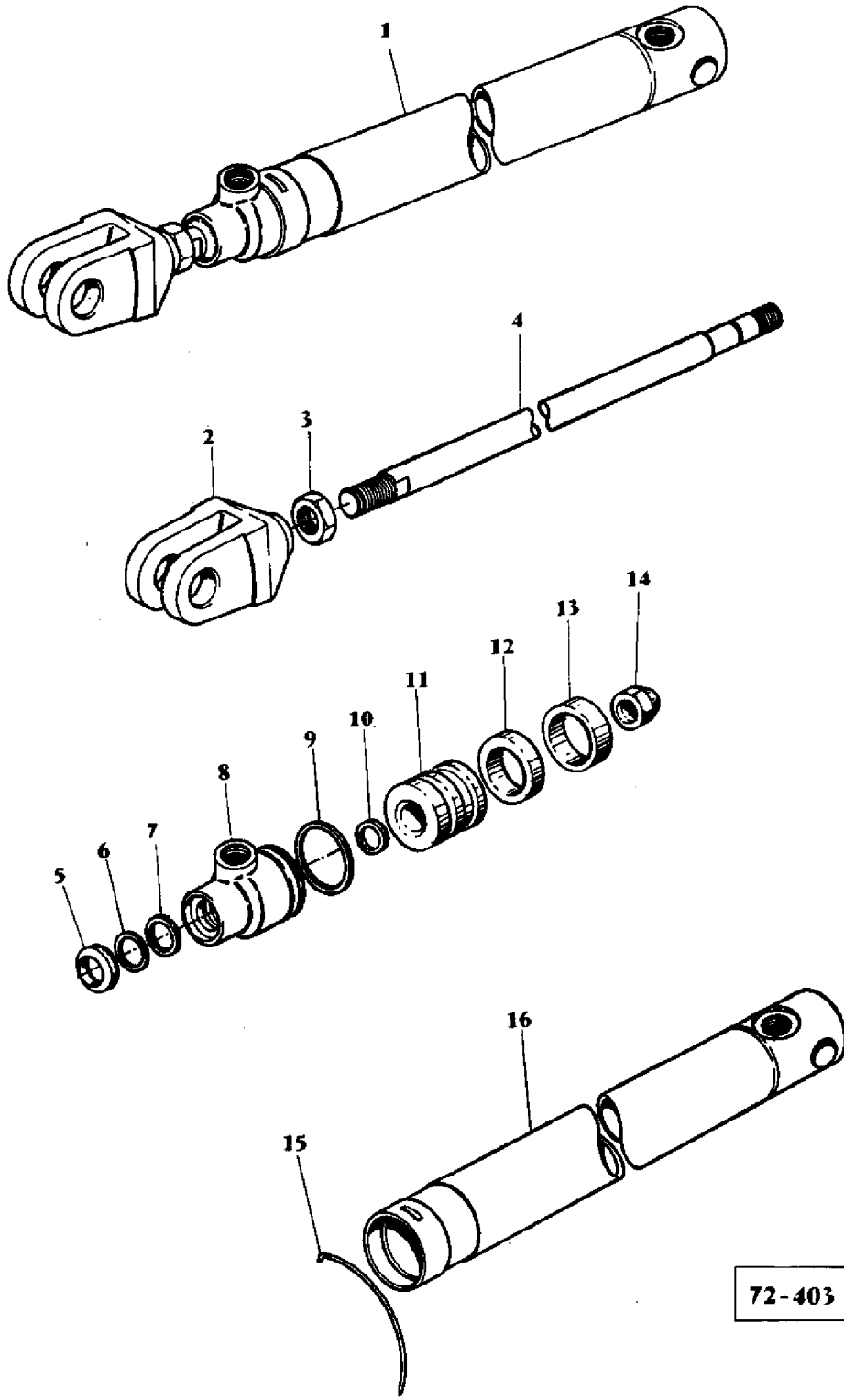
Massey Ferguson (Europe)

MF 506 COMBINE

Page 292 - RAM (REEL LIFT) - 1748022M93

Item	Part Number	Qty	Part Description	Comments
				1748022M93
				1748022M92
1	1748022M93	1	Ram	(C, D)
	1748022M92	1	Ram	(E)
2		1	Barrel	(B, D)
		1	Barrel	(A, E)
3		1	Piston Rod	(A, B, D, E)
4		2	Ring	(A, B, D, E)
5		1	Snapping	(A, B, D, E)
6	1748118M1	1	Bush	(D, E)
7	1441827X1	1	Ring	(D, E)
8	1441846X1	1	Seal	(D, E)
9	1748030M1	1	Ring	(D, E)
10	1748031M1	1	Ring	(D, E)
11	1748032M1	1	Ring	(D)
	1748319M1	1	Ring	(E)
	1441827X1	1	Ring	(D)
	1748318M1	1	Ring	(E)
13	1441847X1	1	Seal	(D, E)
14	1748042M1	1	Plug	(D, E)
				(A)
				Not Serviced, Order 1748022M92
				(B)
				Not Serviced, Order 1748022M93
				(C)
				IN CASE OF REQUIREMENT OF COMPLETE RAMS, ORDER 174 8022M93. COMPLETE RAMS ARE INTERCHANGEABLE.

VERIN (DIRECTION) }
HYDRAULIKZYLINDER (LENKUNG) } 1 748 044 M92
CILINDRO HIDRAULICO (DIRECCION) }
RAM (STEERING) }



72-403

AGCO Corporation
Parts List Report

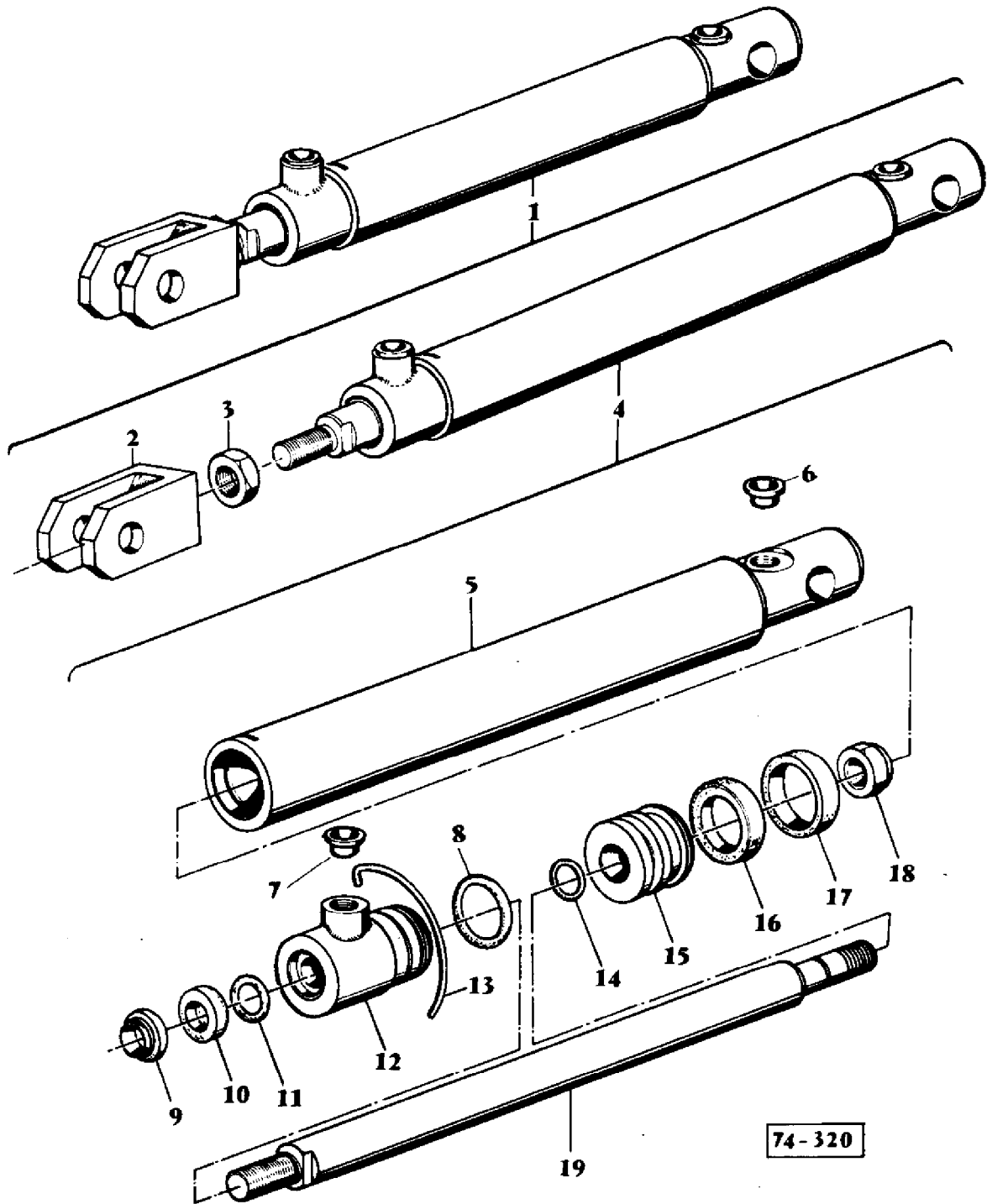
Massey Ferguson (Europe)

MF 506 COMBINE

Page 295 - RAM FOR STEERING - 1748044M92

Item	Part Number	Qty	Part Description	Comments
				1748044M92
1	1748044M92	1	Ram	
2	1748051M1	1	Yoke	
3	339617X1	1	Nut Metric	
4	1748049M3	1	Rod	
5	1442082X1	1	Seal	
6	1748054M1	1	Washer	
7	1442083X1	1	Gasket	
8	1748048M1	1	Bush	
9	1442084X1	1	Seal	
10	1442438X1	1	Ring	
11	1748157M1	1	Piston	
12	1748155M1	1	Ring	
13	1748156M1	1	Ring	
14	1442275X1	1	Nut Metric	
15	1748053X1	1	Wire	
16	1748045M91	1	Tube	

VERIN (DIRECTION) }
 HYDRAULIKZYLINDER (LENKUNG) } 1 748 044 M93
 CILINDRO HIDRAULICO (DIRECCION) }
 RAM (STEERING) }



74-320

AGCO Corporation
Parts List Report

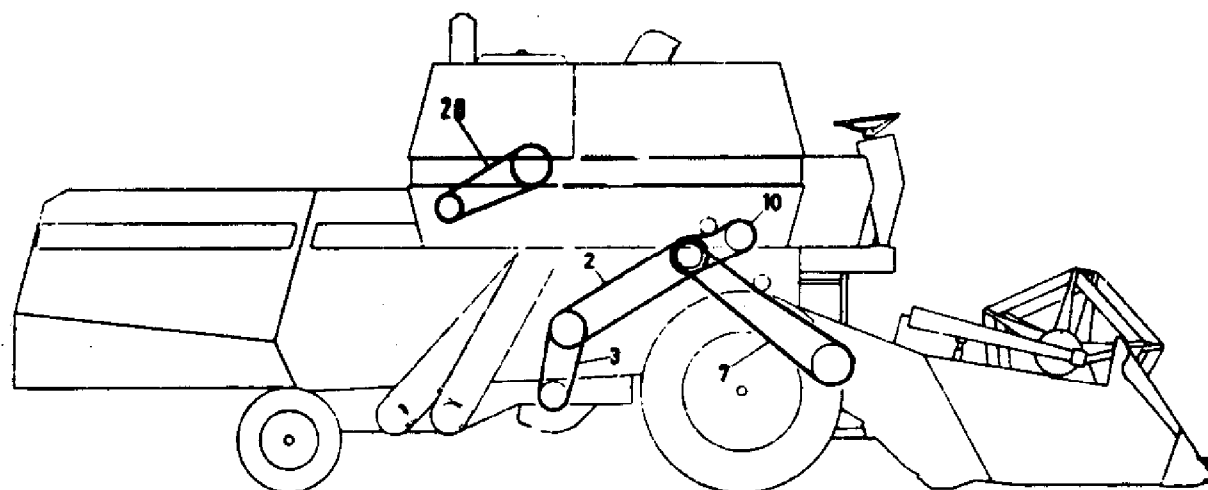
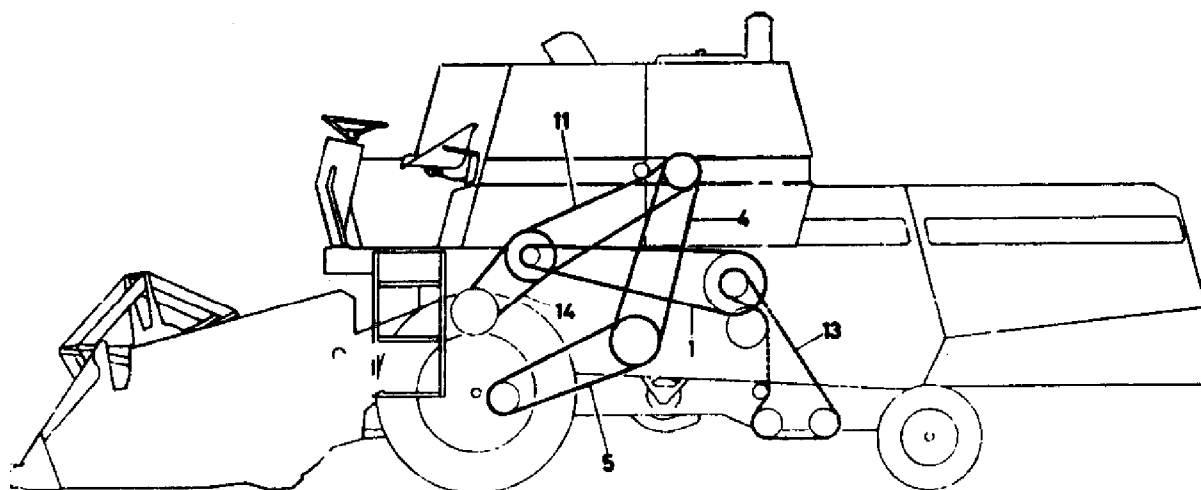
Massey Ferguson (Europe)

MF 506 COMBINE

Page 296 - RAM FOR STEERING - 1748044M93

Item	Part Number	Qty	Part Description	Comments
				1748044M93
1	1748044M93	1	Ram	
2	1748051M1	1	Fork	
3	339617X1	1	Nut Metric	
4	1748177M92	1	Ram	
5	1748045M91	1	Barrel	
6	1748043M1	1	Plug	
7	1748043M1	1	Plug	
8	1442084X1	1	Seal	
9	1442082X1	1	Wiper	
10	1748236M1	1	Seal	
11	1442083X1	1	Gasket	
12	1748302M1	1	Bush	
13	1748053M1	1	Wire	
14	1442438X1	1	Ring	
15	1606841M1	1	Piston	
16	1606842M1	1	Ring	
17	1606843M1	1	Ring	
18	1442275X1	1	Nut Metric	
19	1748301M1	1	Rod	

COURROIES ET CHAINES
TREIBRIEMEN UND KETTEN
CORREAS Y CADENAS
DRIVE BELTS AND CHAINS



69 — 383

AGCO Corporation
Parts List Report

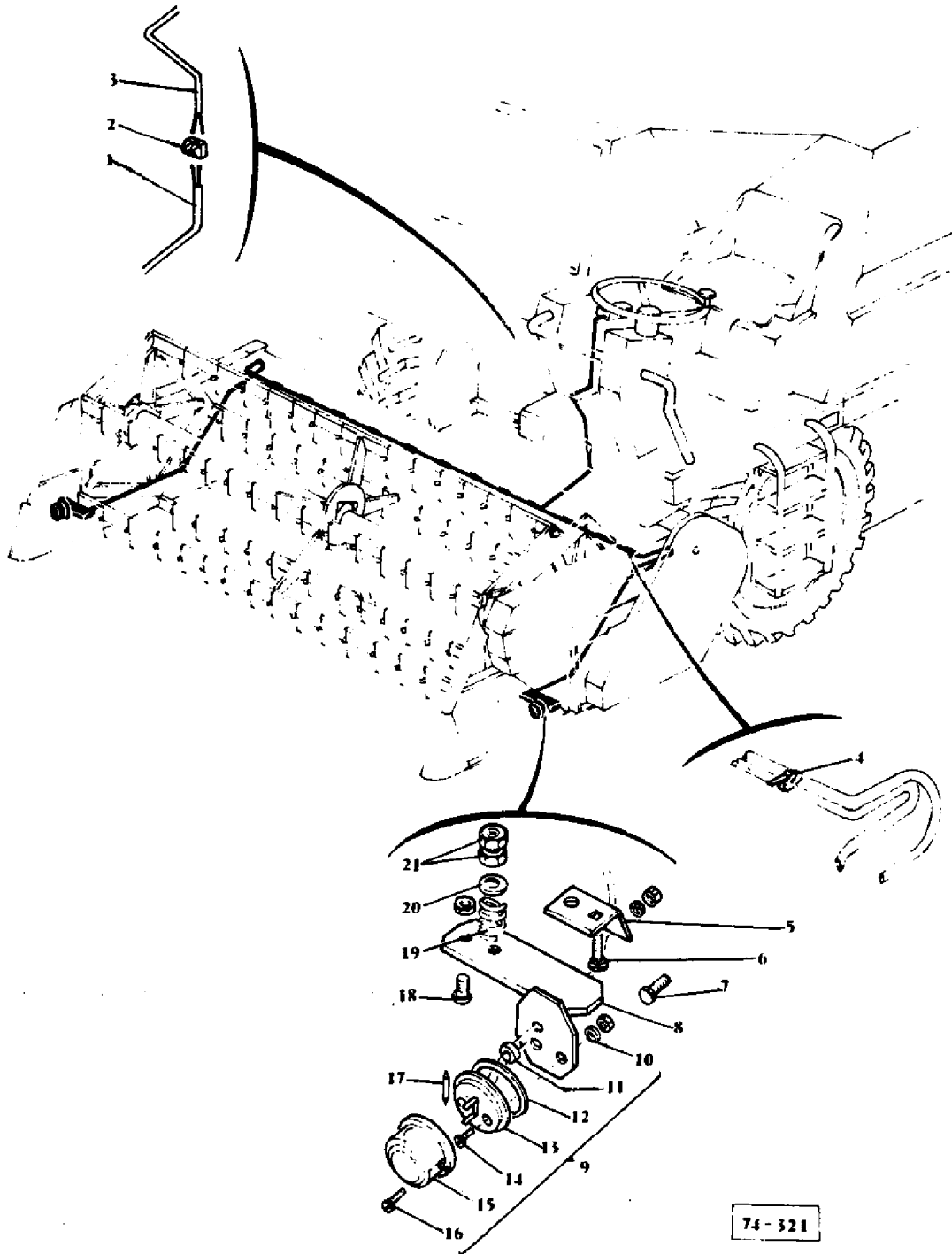
Massey Ferguson (Europe)

MF 506 COMBINE

Page 299 - DRIVE BELTS AND CHAINS

Item	Part Number	Qty	Part Description	Comments
1	621258M1	1	Belt	
2	621261M1	1	Belt	
3	621262M1	1	Belt	
4	621320M2	1	Belt	
5	621321M2	1	Belt	
7	621588M1	1	Belt	
10	905980M1	1	Belt	
11	1720255M1	1	Belt	
13	1721731M91	1	Chain	
	329912M91	50	Link	
	329313M91	49	Link	
	329315M91	1	Link	
14	621646M1	1	Belt	
20	1720674M2	1	Belt	(A)
				(A)
				Up to Serial or Engine Number E1921399

ECLAIRAGE (TABLE)
 BELEUCHTUNG (TISCH)
 INSTALACION ELECTRICA E INTERMITENTES (MESA)
 LIGHTING (TABLE)



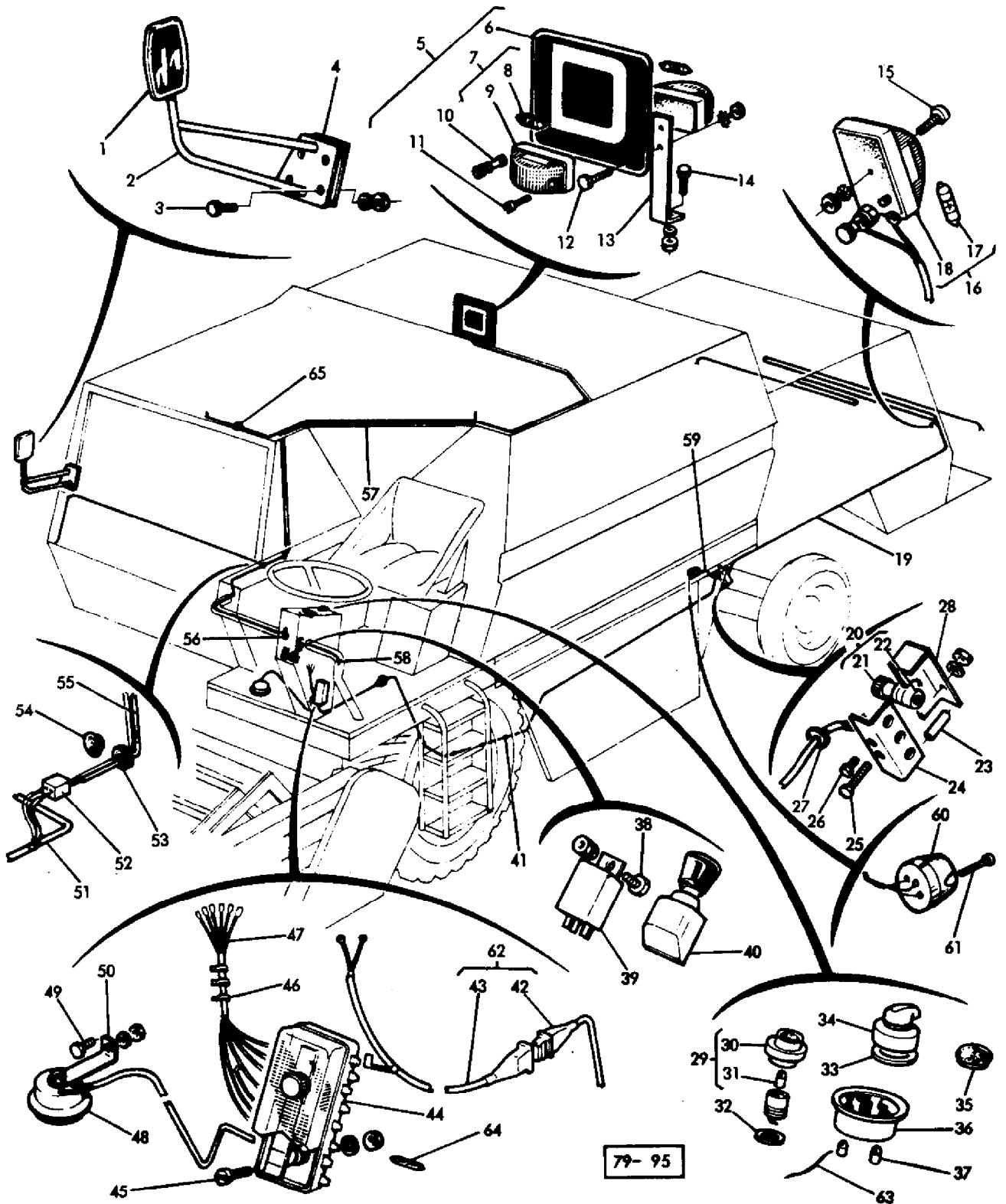
AGCO Corporation
Parts List Report

Massey Ferguson (Europe)
MF 506 COMBINE
Page 300 - LIGHTING (TABLE)

Item	Part Number	Qty	Part Description	Comments
1	1723772M1	1	Harness	(A) (B) (F)
	1604277M2	1	Cable	(A) (B) (G)
	1604278M2	1	Cable	(C)
2	910365M1	1	Union	(A) (B) (C) (F)
3	1723767M1	1	Cable	(A) (B) (C)
	1604280M2	1	Harness	(B) (C)
4	403211M1	13	Clamp	(A) (B)
	403211M1	15	Clamp	(C)
5	418802M1	1	Bearer	Right Hand (A) (B) (C)
	418803M2	1	Bearer	Left Hand (A) (B) (C)
6	339256X1	2	Bolt Metric	(A) (B) (C)
7	339123X1	4	Screw Metric	(A) (B) (C)
	339374X1	4	Lock Washer	(A) (B) (C)
	339169X1	4	Nut Metric	(A) (B) (C)
9	1723482M91	1	Bearer	Left Hand (A) (B) (C) (D)
	1628485M91	1	Bracket	Left Hand (A) (B) (C) (E)
	1723483M91	1	Bearer	Right Hand (A) (B) (C)
9	1723306M1	2	Light	(A) (B) (C)
10	1886632M1	1	Washer	(A) (B) (C)
11	1717744M1	1	Grommet	(A) (B) (C)
12	1886922M1	1	Gasket	(A) (B) (C)
13	1717746M91	1	Bracket	(A) (B) (C)
14	1886631M1	1	Bolt	(A) (B) (C)
15	1717745M91	1	Window	(A) (B) (C)
16	1717741M1	2	Screw	(A) (B) (C)
17	621234M1	2	Bulb 5w Festoon	(A) (B) (C)
18	391484X1	2	Screw Metric	(A) (B) (C)
	339030X1	2	Nut Metric	(A) (B) (C)
19	326550M1	2	Spring	(A) (B) (C)

20	339056X1	2	Washer Metric	(A) (B) (C)
21	339169X1	4	Nut Metric	(A) (B) (C)
				(A)
				8'
				(B)
				10'
				(C)
				12'
				(D)
				Up to Serial or Engine Number G3922199
				(E)
				From Serial or Engine Number G3922200
				(F)
				Up to Serial or Engine Number G3917399
				(G)
				From Serial or Engine Number G3917401

ECLAIRAGE (CABLAGE)
BELEUCHTUNG (KABEL)
INSTALACION ELECTRICA (CABLE)
LIGHTING (CABLE)



AGCO Corporation
Parts List Report

Massey Ferguson (Europe)
MF 506 COMBINE
Page 303 - LIGHTING (CABLE)

Item	Part Number	Qty	Part Description	Comments
1	1724776M1	1	Mirror	(B)
2	1724895M91	1	Bearer	(B)
3	339123X1	4	Screw Metric	(B)
	339374X1	4	Lock Washer	(B)
	339169X1	4	Nut Metric	(B)
4	1724037M1	1	Plate	(B)
5	1602237M94	1	Plate	(A)
6	1602238M2	1	Plate	(A)
7	960851M91	2	Light	(A)
8	950831M1	2	Bulb	(A)
9	960844M1	2	Light	(A)
10	1604202M91	1	Relay	(A)
11	390962X1	2	Screw Metric	(A)
	14731X	4	Lock Washer	(A)
	390995X1	2	Nut Metric	(A)
12	391974X1	4	Screw Metric	(A)
	391023X1	4	Washer	(A)
	390995X1	4	Nut Metric	(A)
13	621202M1	2	Bracket	(A)
14	339228X1	2	Screw Metric	(A)
	391565X1	2	Washer Metric	(A)
	391025X1	2	Lock Washer	(A)
	339169X1	2	Nut Metric	(A)
15	391974X1	2	Screw Metric	(A)
	391974X1	1	Screw Metric	(B) (C)
	390995X1	2	Nut Metric	(A)
	390995X1	1	Nut Metric	(B) (C)
16	960852M91	1	N/Plate Lamp	(A)
17	950831M1	1	Bulb	(A)
18	960845M1	1	Lamp	(A)
19	916237M3	1	Harness	(A) (B) (C)
20	609658M91	5	Relay	(A) (B) (C)
21	609660M1	1	Switch	(A) (B) (C)
22	609659M1	1	Relay	(A) (B) (C)
23	621979M2	1	Spacer	(A) (B) (C)
24	621926M1	1	Bearer	(A) (B) (C)
25	1440922X1	1	Bolt	(A) (B) (C)
	391130X1	1	Washer	(A) (B) (C)
	339030X1	1	Nut Metric	(A) (B) (C)

26	339560X1	1	Screw Metric	(A) (B) (C)
	391130X1	1	Washer	(A) (B) (C)
	339030X1	1	Nut Metric	(A) (B) (C)
27	612494M1	1	Grommet	(A) (B) (C)
28	621955M1	1	Housing	(A) (B) (C)
29	899567M91	1	Pointer	(A) (B) (C)
30	899566M1	1	Signal	(A) (B) (C)
31	322795M1	1	Bulb	(A) (B) (C)
32	967372M1	1	Gasket	(A) (B) (C)
33	1604665M1	1	Washer	(A) (B) (C)
34	881670M1	1	Switch	(A) (B) (C)
35	1604905M2	1	Cap	(A) (B) (C)
36	916157M1	1	Instrument	(A) (B) (C)
37	908597M1	2	Bulb	(A) (B) (C)
38	391074X1	1	Screw Metric	(A) (B) (C)
	391289X1	1	Lock Washer	(A) (B) (C)
	339030X1	1	Nut Metric	(A) (B) (C)
39	1617401M1	1	Relay	(A) (B) (C)
40	1604409M1	1	Warning	(A) (B) (C)
41	969188M1	7	Clip	(A) (B) (C)
42	1628434M1	1	Harness	(A) (B) (C)
43	1628433M1	1	Harness	(A) (B) (C)
44	619224M1	1	Fuse Box	(A) (B) (C)
				(D)
	1604394M1	1	Box	(A) (B) (C)
				(E)
	1604928M1	3	Thimble	(A) (B) (C)
45	390958X1	2	Screw Metric	(A) (B) (C)
	391023X1	2	Washer	(A) (B) (C)
	390995X1	2	Nut Metric	(A) (B) (C)
46	1604929M1	1	Fastener	(A) (B) (C)
	1604930M1	1	Fastener	(A) (B) (C)
	1604931M1	2	Fastener	(A) (B) (C)
47	1604410M1	1	Harness	(A) (B) (C)
48	621219M2	1	Horn	(A) (B) (C)
49	339124X1	1	Screw Metric	(A) (B) (C)
	339374X1	1	Lock Washer	(A) (B) (C)
	339169X1	1	Nut Metric	(A) (B) (C)
50	656632M3	1	Bracket	(A) (B) (C)
51	1604525M3	1	Harness	(A) (B) (C)
52	408015M1	2	Union	(A) (B) (C)
53	322825M1	1	Grommet	(A) (C)
54	828790M2	1	Plug	(B) (C)
55	1603612M2	1	Wire	(A)
56	327898M1	2	Strap	(A) (B) (C)
57	1603510M1	1	Harness	(A) (C)

58	1604412M3	1	Harness	(A) (B) (C)
59	621935M1	1	Harness	(A) (B) (C)
60	409965M1	1	Socket 7 Pin Sup	(A) (B) (C)
61	1442051X1	3	Screw Metric	(A) (B) (C)
	391023X1	3	Washer	(A) (B) (C)
	390995X1	3	Nut Metric	(A) (B) (C)
62	1628432M91	1	Harness	(A) (B) (C)
63	911842M1	1	Cable	(A) (B) (C)
64	1630972M1	5	Fuse	(A) (B) (C)
	1630977M1	3	Fuse	(A) (B) (C)
65	964228M1	1	Clamp	(A) (C)
				(A)

(B)

GERMANY

(C)

UK

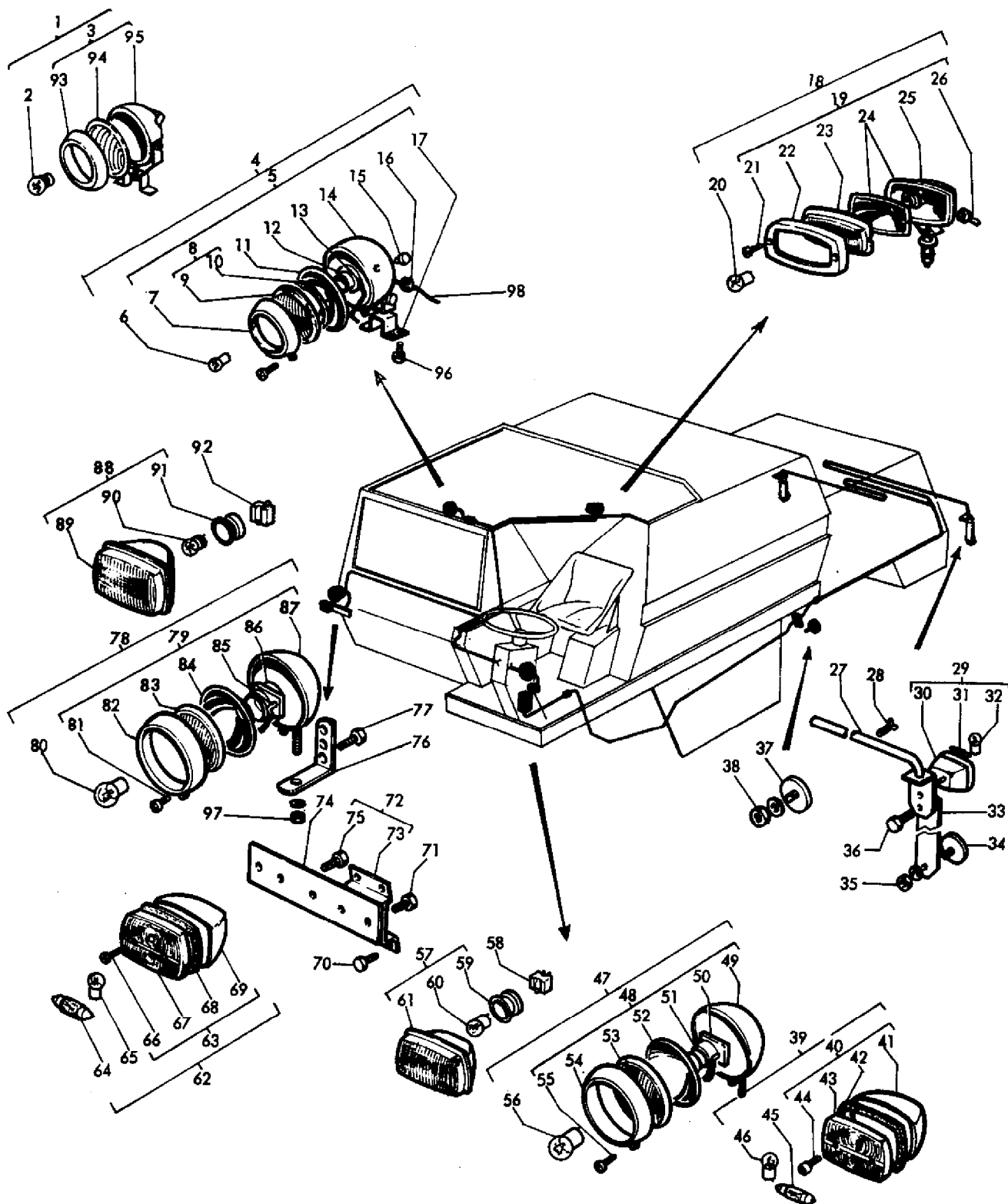
(D)

Up to Serial or Engine Number E1920099

(E)

From Serial or Engine Number E1920100

ECLAIRAGE (PHARES ET FEUX ROUGES)
 BELEUCHTUNG (SCHEINWERFER UND BLINKLEUCHTE)
 INSTALACION ELECTRICA (FAROS Y LUZ)
 LIGHTING (HEAD LAMP AND TAIL LAMPS)



79-96

AGCO Corporation
Parts List Report

Massey Ferguson (Europe)

MF 506 COMBINE

Page 307 - LIGHTING (HEAD LAMP AND TAIL LAMPS)

Item	Part Number	Qty	Part Description	Comments
1	1628495M91	1	Lamp	(A) (C) (E)
2	1628494M1	1	Bulb H3	(A) (C)
3	1628493M1	1	Lamp	(A) (C)
4	1603507M91	1	Lamp	(A) (C) (F)
5	1603508M1	1	Lamp	(A) (C)
6	1603509M1	1	Lamp	(A) (C)
7	1718754M1	1	Gate	(A) (C)
	1718757M1	1	Screw	(A) (C)
	1718757M1	1	Screw	(A) (C)
	1806445M1	1	Washer	(A) (C)
8	1718750M91	1	Window	(A) (C)
9	1718751M1	1	Window	(A) (C)
10	1718753M1	1	Gasket	(A) (C)
11	1718752M1	1	Reflector	(A) (C)
12		1		Not Serviced, Order 5 (A) (C)
13	1718755M1	1	Spring	(A) (C)
14		1		Not Serviced, Order 5 (A) (C)
15	1718761M1	1	Commutator	(A) (C)
16	1806450M1	1	Grommet	(A) (C)
17	1718762M1	1	Bracket	(A) (C)
18	908790M92	1	Lamp	(A) (C)
19	908789M2	1	Lamp	(A) (C)
20	950832M1	1	Bulb P/Lamp	(A) (C)
21	1806429M1	2	Screw	(A) (C)
22	1807200M1	1	Door	(A) (C)
23	1806775M1	1	Glass	(A) (C)
24	1806779M1	1	Socket	(A) (C)
25	1806776M1	1	Body	(A) (C)
26	1806777M2	1	Switch	(A) (C)
27	916219M92	1	Bearer	Left Hand (A) (B) (C)
	916220M93	1	Bearer	Right Hand (A) (B) (C)
	390447X1	2	Pin	(A) (B) (C)
28	1442824X1	1	Bolt Metric	(A) (B) (C)

	391307X1	1	Bolt Metric	(A) (B) (C)
29	1604185M91	2	Lamp	(A) (B) (C)
30	1604184M1	1	Light	(A) (B) (C)
31	621234M1	1	Bulb 5w Festoon	(A) (B) (C)
32	621235M1	1	Bulb 21w Side	(A) (B) (C)
33	1603005M1	2	Bearer	(A) (C)
34	416085M1	2	Reflector	(A) (B) (C)
35	390995X1	2	Nut Metric	(A) (C)
	391023X1	2	Washer	(A) (C)
36	339721X1	2	Screw Metric	(A) (B) (C)
	339381X1	2	Lock Washer	(A) (B) (C)
	390995X1	2	Nut Metric	(A) (B) (C)
37	416085M1	2	Reflector	(B)
38	390995X1	2	Nut Metric	(B)
	391023X1	2	Washer	(B)
39	619413M91	1	Lamp	(A) (B) (C)
40	621236M1	1	Light	(A) (B) (C)
41	1806420M1	1	Body	(A) (B) (C)
42	1806422M1	1	Gasket	(A) (B) (C)
43	1806417M1	1	Lens	(A) (B) (C)
44	1806421M1	2	Screw	(A) (B) (C)
45	621234M1	1	Bulb 5w Festoon	(A) (B) (C)
46	621235M1	1	Bulb 21w Side	(A) (B) (C)
47	621238M91	1	Lamp	(A)
				(H)
	1604425M91	1	Lamp	(B)
				(H)
	1604427M91	1	Lamp	(C)
				(H)
48	621239M1	1	Lamp	(A) (B)
	1604426M1	1	Lamp	(C)
49	1806435M1	1	Reflector	(A) (B) (C)
50	1801848M1	1	Connector	(A) (B) (C)
51	1601881M1	4	Fastener	(A) (B) (C)
52	1806431M1	1	Reflector	(A) (B) (C)
53	1806430M1	1	Window	(A) (B) (C)
54	1806432M1	1	Gate	(A) (B) (C)
55	1600101M1	1	Screw	(A) (B) (C)
56	965465M1	1	Bulb H/L 45/40w	(A) (B)
	961866M1	1	Bulb H/L 45/40w	(C)
57	916235M91	1	Light	(A)
				(G)
	916234M91	1	Head Lamp Ass Lh	(B)
				(G)
	916369M91	1	Lamp	(C)
				(G)

58	1860181M1	1	Connector	(A) (B) (C) (G)
59	962733M1	1	Boot	(A) (B) (C)
60	965465M1	1	Bulb H/L 45/40w	(A) (B)
	961866M1	1	Bulb H/L 45/40w	(C)
61	916236M1	1	Insert	(A) (B)
	916370M1	1	Insert	(C)
62	619413M91	1	Lamp	(A) (B) (C)
63	621236M1	1	Light	(A) (B) (C)
64	621234M1	1	Bulb 5w Festoon	(A) (B) (C)
65	621235M1	1	Bulb 21w Side	(A) (B) (C)
66	1806421M1	2	Screw	(A) (B) (C)
67	1806417M1	1	Lens	(A) (B) (C)
68	1806422M1	1	Gasket	(A) (B) (C)
69	1806420M1	1	Body	(A) (B) (C)
70	391074X1	4	Screw Metric	(A) (B) (C)
	339375X1	4	Lock Washer	(A) (B) (C)
	339030X1	4	Nut Metric	(A) (B) (C)
71	339560X1	4	Screw Metric	(A) (B) (C)
	339375X1	4	Lock Washer	(A) (B) (C)
	339030X1	4	Nut Metric	(A) (B) (C)
72	1603759M91	1	Bracket	(A) (B) (C) (G)
	1604663M91	2	Bracket	(A) (B) (C) (H)
73	621389M3	1	Bearer	(A) (B) (C)
74	1604664M2	2	Plate	(A) (C)
	1628828M1	2	Pad	(B)
75	1604888M1	2	Clamp	(A) (C)
76	418692M1	1	Bracket	(A) (B) (C)
77	339124X1	2	Screw Metric	(A) (B) (C)
	339374X1	2	Lock Washer	(A) (B) (C)
	339169X1	2	Nut Metric	(A) (B) (C)
78	621238M91	1	Lamp	(A) (H)
	1604425M91	1	Lamp	(B) (H)
	1604427M91	1	Lamp	(C) (H)
79	621239M1	1	Lamp	(A) (B)
	1604426M1	1	Lamp	(C)
80	965465M1	1	Bulb H/L 45/40w	(A) (B)
	961866M1	1	Bulb H/L 45/40w	(C)
81	1600101M1	1	Screw	(A) (B) (C)
82	1806432M1	1	Gate	(A) (B) (C)
83	1806430M1	1	Window	(A) (B) (C)

84	1806431M1	1	Reflector	(A) (B) (C)
85	1601881M1	4	Spring	(A) (B) (C)
86	1801848M1	1	Bush	(A) (B) (C)
87	1806435M1	1	Body	(A) (B) (C)
88	916235M91	1	Light	(A)
				(G)
	916234M91	1	Head Lamp Ass Lh	(B)
				(G)
	916369M91	1	Lamp	(C)
				(G)
89	916236M1	1	Lamp	(A) (B)
				(G)
	916370M1	1	Lamp	(C)
90	965465M1	1	Bulb H/L 45/40w	(A) (B)
	961866M1	1	Bulb H/L 45/40w	(C)
91	962733M1	1	Boot	(A) (B) (C)
92	1860181M1	1	Connector	(A) (B) (C)
				(G)
93	1807298M1	1	Door	(A) (C)
94	1633788M1	1	Glass	(A) (C)
95	1633290M91	1	Body	(A) (C)
96	339124X1	4	Screw Metric	(A) (C)
	339374X1	4	Lock Washer	(A) (C)
	339169X1	4	Nut Metric	(A) (C)
97	339376X1	2	Lock Washer	(A) (B) (C)
	339402X1	2	Nut Metric	(A) (B) (C)
98	1603511M1	1	Harness	(A) (C)
				(A)

(B)

GERMANY

(C)

UK

(E)

Alternative 4

(F)

Alternative 1

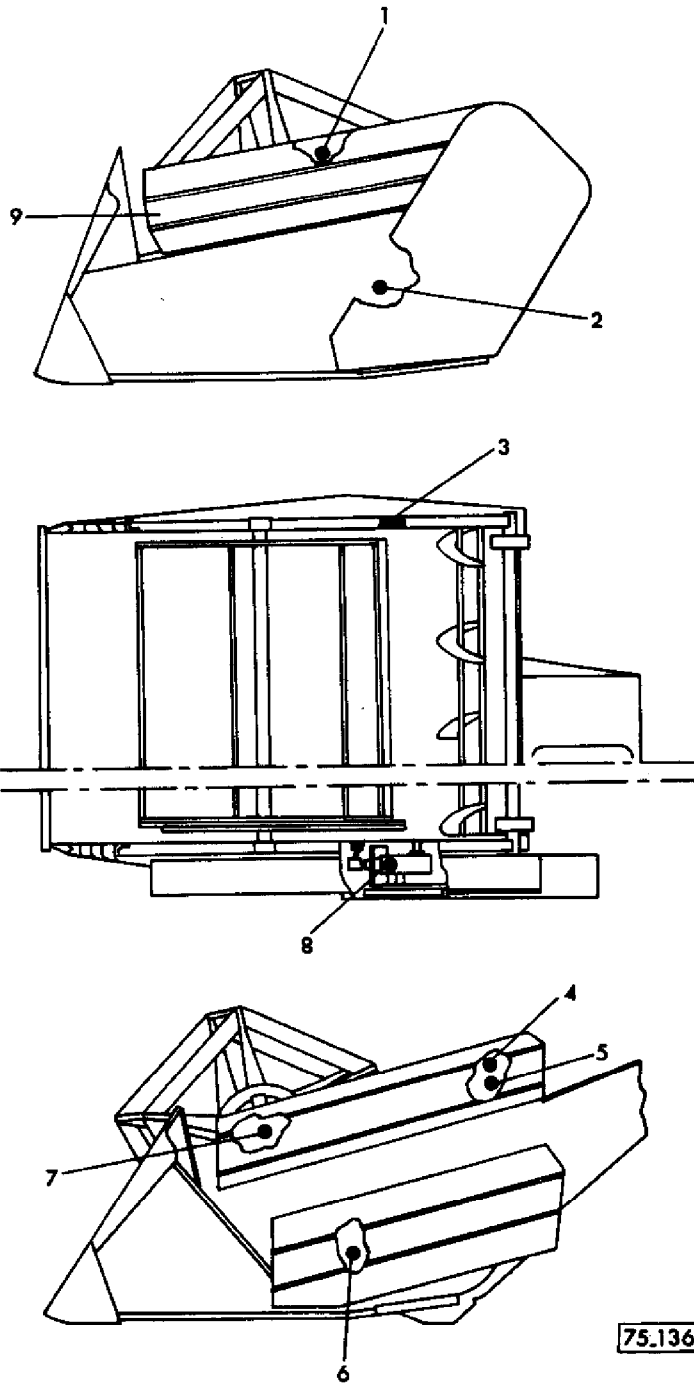
(G)

Up to Serial or Engine Number E1921399

(H)

From Serial or Engine Number E1921401

DECALCOMANIE (TABLE)
ABZIZHBILDER (TISCH)
DECALCOMANIA (MESA)
TRANSFERS (TABLE)

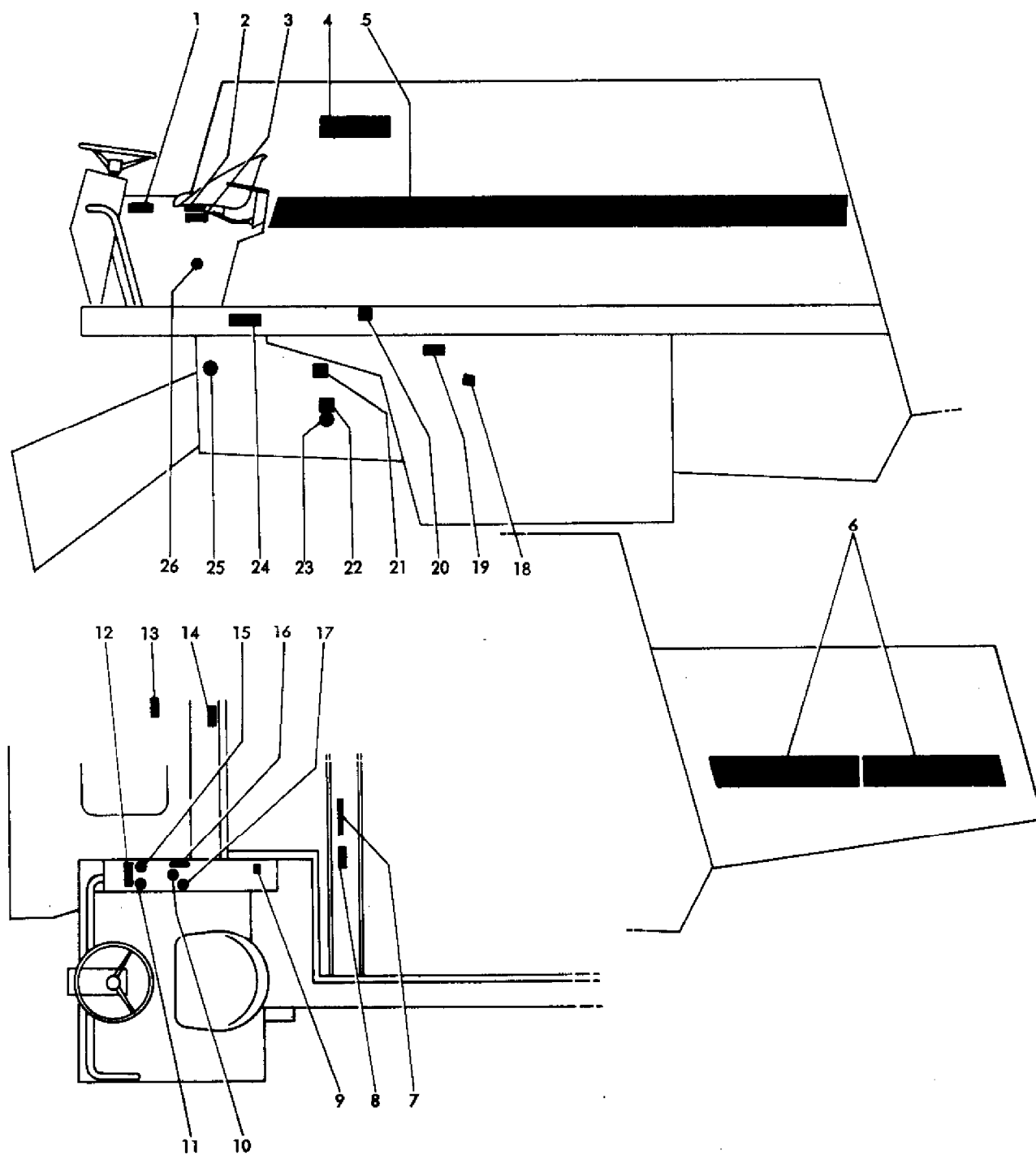


AGCO Corporation
Parts List Report

Massey Ferguson (Europe)
MF 506 COMBINE
Page 312 - TRANSFERS (TABLE)

Item	Part Number	Qty	Part Description	Comments
1	658130M1	1	Decal	(B)
2	1440102X1	1	Decal	(A, B)
3	910990M1	1	Plate	(A, B)
	391349X1	2	Rivet	(A, B)
4	1440101X2	2	Transfer	(A)
5	1440110X1	1	Decal	(A)
6	1440100X1	1	Decal	(A)
7	1440104X1	2	Decal	(A)
8	1440113X1	1	Decal	(B)
9	1603023M1	1	Decal	(B)
				(A)
				CRANKDRIVE
				(B)
				BOX DRIVE

DECALCOMANIES GAUCHES
 ABZIEHBILDER LINKS
 CALCOMANIA IZQUIERDA
 TRANSFERS LEFT



76-141

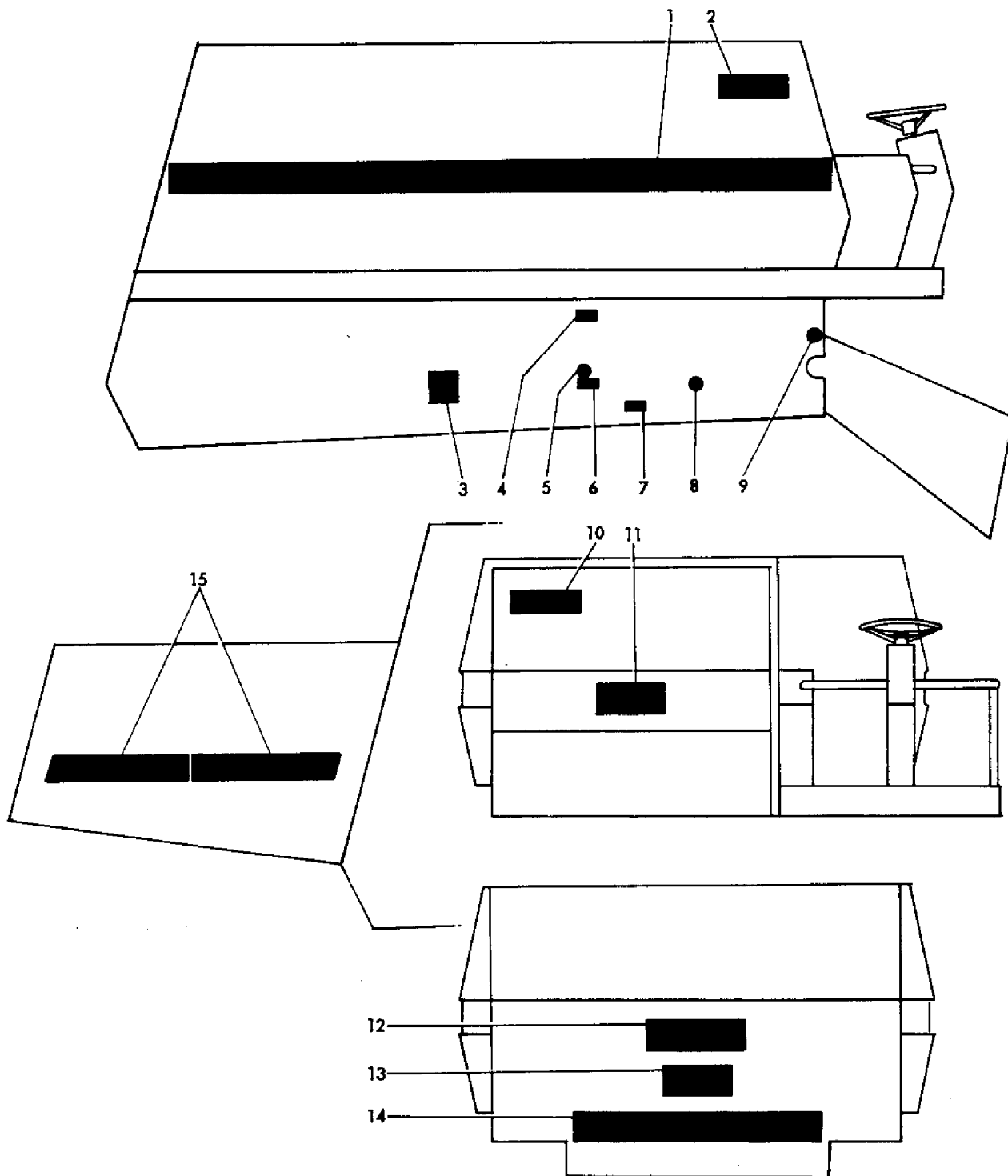
AGCO Corporation
Parts List Report

Massey Ferguson (Europe)
MF 506 COMBINE
Page 315 - TRANSFERS LEFT

Item	Part Number	Qty	Part Description	Comments
1	916707M1	1	Decal	(A) (B) (C) (D) (E)
2	621103M1	1	Cylinder	(A)
	621106M1	1	Cylinder	(B)
	621099M1	1	Cylinder	(C)
	621104M1	1	Cylinder	(D)
	916711M1	1	Cylinder	(E)
3	621115M1	1	Belt	(A)
	621108M1	1	Belt	(B)
	621127M1	1	Belt	(C)
	621110M1	1	Belt	(D)
	916713M1	1	Belt	(E)
4	1604745M1	1	Decal	(A) (B) (C) (D) (E)
5	1604121M91	1	Decal	(A) (B) (C) (D) (E)
6	419128M1	2	Decal	(A) (B) (C) (D) (E)
7	621107M1	1	Decal	(B)
8	1604422M1	1	Decal	(B)
9	916716M1	1	Decal	(E)
10	1440108X1	1	Decal	(A) (B) (C) (D) (E)
11	1440111X1	1	Decal	(A) (B) (C) (D) (E)
12	621114M1	1	Decal	(A)
	621112M1	1	Decal	(B)
	621125M1	1	Decal	(C)
	621113M1	1	Decal	(D)
	916712M1	1	Decal	(E)
13	916714M1	1	Decal	(E)
14	916714M1	1	Decal	(E)
15	1440129X1	1	Decal	(A) (B) (C) (D) (E)
16	621124M1	1	Decal	(A) (B) (C) (D) (E)
17	1440128X1	1	Decal	(A) (B) (C) (D) (E)
18	658152M1	1	Decal	(A) (B) (C) (D) (E)
19	916714M1	1	Decal	(E)
20	658124M1	1	Decal	(A) (B) (C) (D) (E)
21	658130M1	1	Decal	(A) (B) (C) (D) (E)
22	658130M1	1	Decal	(A) (B) (C) (D) (E)
23	1440116X1	1	Decal	(A) (B) (C) (D) (E)
24	622073M1	1	Decal	(A)
	324312M2	1	Decal	(B)
	622707M1	1	Decal	(C)
	634298M1	1	Decal	(D)

	621101M1	1	Decal	(E)
25	1440105X1	1	Decal	(A) (B) (C) (D) (E)
26	1440112X1	1	Decal	(A) (B) (C) (D) (E)
				(A)
				FRENCH
				(B)
				GERMAN
				(C)
				SPANISH
				(D)
				ENGLISH
				(E)
				FINNISH

DECALCOMANIES DROITES
ABZIEHBILDER RECHTS
CALCOMANIA DERECHA
TRANSFERS RIGHT



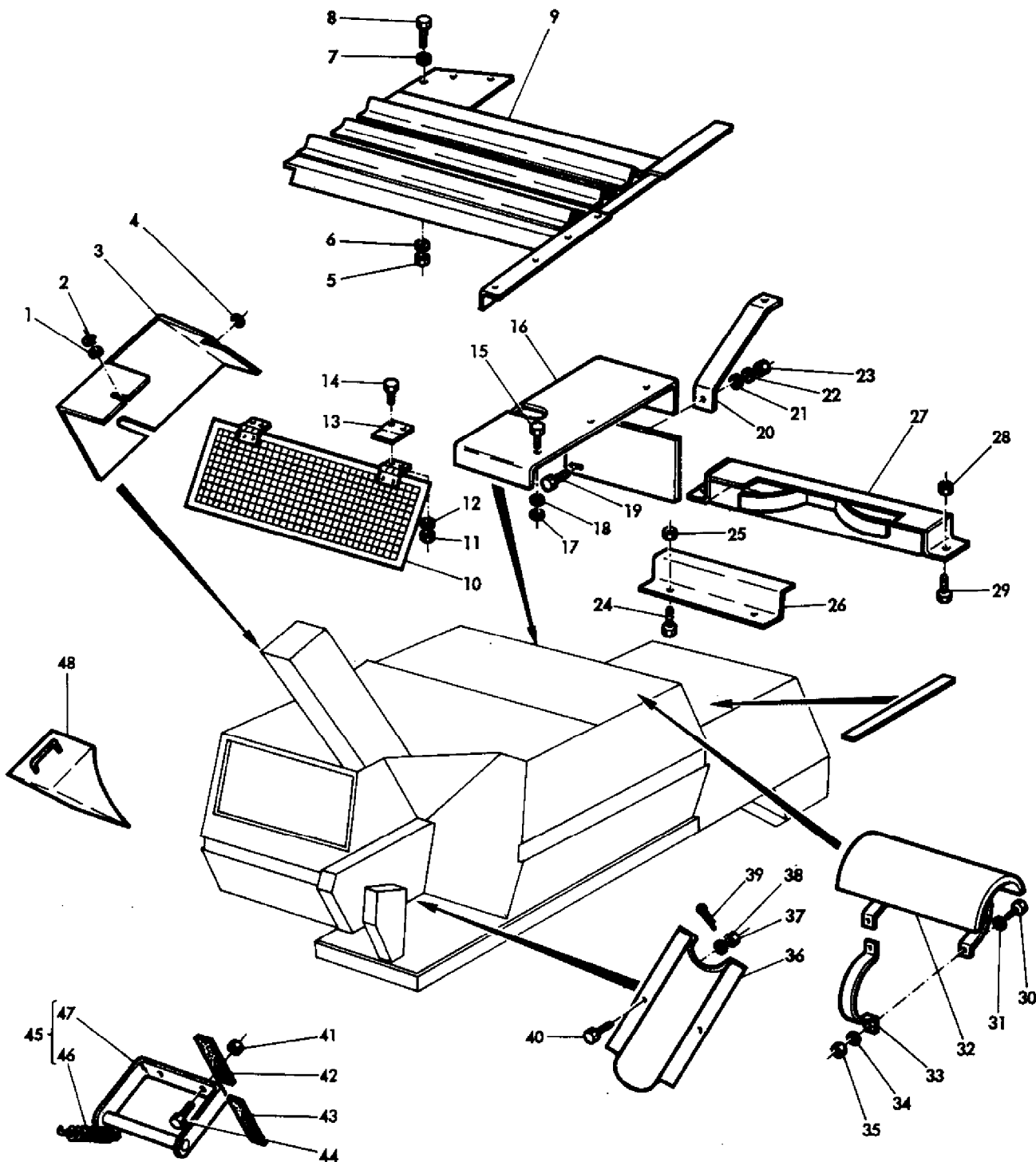
76-142

AGCO Corporation
Parts List Report

Massey Ferguson (Europe)
MF 506 COMBINE
Page 316 - TRANSFERS RIGHT

Item	Part Number	Qty	Part Description	Comments
1	1604125M91	1	Decal	(A) (B) (C) (D) (E)
2	1604745M1	1	Decal	(A) (B) (C) (D) (E)
3	621120M1	1	Decal	(A)
	621116M1	1	Decal	(B)
	621126M1	1	Decal	(C)
	621117M1	1	Decal	(D)
	621121M2	1	Decal	(E)
4	916714M1	1	Decal	(E)
5	1440107X1	1	Decal	(A) (B) (C) (D) (E)
6	916715M1	1	Decal	(E)
7	916714M1	1	Decal	(E)
8	1440116X1	1	Decal	(A) (B) (C) (D) (E)
9	1440105X1	1	Decal	(A) (B) (C) (D) (E)
10	1604745M1	1	Decal	(A) (B) (C) (D) (E)
11	1604119M1	1	Sign	(A) (B) (C) (D) (E)
12	621100M1	1	Plate	(E)
13	1604119M1	1	Sign	(A) (B) (C) (D) (E)
14	916462M1	1	Decal	(A) (B) (C) (D) (E)
15	419127M1	2	Decal	(A) (B) (C) (D) (E)
				(A)
				FRENCH
				(B)
				GERMAN
				(C)
				SPANISH
				(D)
				ENGLISH
				(E)
				FINNISH

GARANTS SUPERIEURS
OBERSCHUTZBLECH
PROTECCION SUPERIOR
UPPER GUARDS



77-344

AGCO Corporation
Parts List Report

Massey Ferguson (Europe)
MF 506 COMBINE
Page 319 - UPPER GUARDS

Item	Part Number	Qty	Part Description	Comments
1	390972X1	1	Washer Metric	(A) (B) (C)
2	339374X1	1	Lock Washer	(A) (B) (C)
3	621472M3	1	Cowl	(A) (B) (C)
4	390972X1	1	Washer Metric	(A) (B) (C)
5	339169X1	9	Nut Metric	(A) (B) (C) (D)
6	339374X1	9	Lock Washer	(A) (B) (C) (D)
7	390972X1	9	Washer Metric	(A) (B) (C) (D)
8	390379X1	9	Bolt Metric	(A) (B) (C) (D)
9	1604083M92	1	Guard	(A)
	1604075M92	1	Shield	(B) (C) (D)
10	621998M91	1	Grille	(A)
11	339030X1	4	Nut Metric	(A)
12	339375X1	4	Lock Washer	(A)
13	1724746M1	1	Catch	(A)
14	339666X1	4	Screw Metric	(A)
15	391074X1	3	Screw Metric	(A) (B) (C)
16	1628678M91	1	Cowl	(A)
	621473M2	1	Cowl	(B) (C)
17	339375X1	3	Lock Washer	(A) (B) (C)
18	390971X1	3	Washer Metric	(A) (B) (C)
19	339123X1	1	Screw Metric	(A)
20	1628682M1	1	Bracket	(A)
21	391166X1	2	Washer Metric	(A)
22	339374X1	1	Lock Washer	(A)
23	339169X1	1	Nut Metric	(A)
24	339124X1	2	Screw Metric	(A) (B) (C) (D)
25	339169X1	2	Nut Metric	(A) (B) (C) (D)
	339374X1	2	Lock Washer	(A)
26	1604735M1	1	Strap	(A) (B) (C) (D) (E)
	1628604M1	1	Strap	(A) (B) (C) (D) (F)
27	1604737M91	1	Bearer	(A) (B) (C) (D) (E)
	1628606M91	1	Bearer	(A) (B) (C) (D) (F)
28	339169X1	3	Nut Metric	(A) (B) (C) (D)
	339374X1	3	Lock Washer	(A)
29	339124X1	3	Screw Metric	(A) (B) (C) (D)

30	339804X1	4	Screw Metric	(A)
31	390971X1	4	Washer Metric	(A)
32	1604860M93	1	Protector	(A)
33	1604857M1	2	Clamp	(A)
34	339375X1	4	Lock Washer	(A)
35	339030X1	4	Nut Metric	(A)
36	1604423M1	1	Bearer	(A)
37	339030X1	2	Nut Metric	(A)
38	339375X1	2	Lock Washer	(A)
39	390450X1	1	Pin	(A)
40	339560X1	2	Screw Metric	(A)
41	339402X1	2	Nut Metric	(A)
42	1604643M1	2	Pad	(A)
43	1604644M1	2	Pad	(A)
44	339282X1	2	Screw Metric	(A)
45	1604388M91	1	Bearer	(A)
46	419044M1	1	Spring	(A)
47	1604387M91	1	Bracket	(A)
48	419049M1	1	Wedge	(A)
49	230561M1	7	Band	(A)

(E)

Up to Serial or Engine Number W1920718

(F)

From Serial or Engine Number W1920719

(A)

GERMANY

(B)

UK

(C)

SCANDINAVIA

(D)

OTHER COUNTRIES

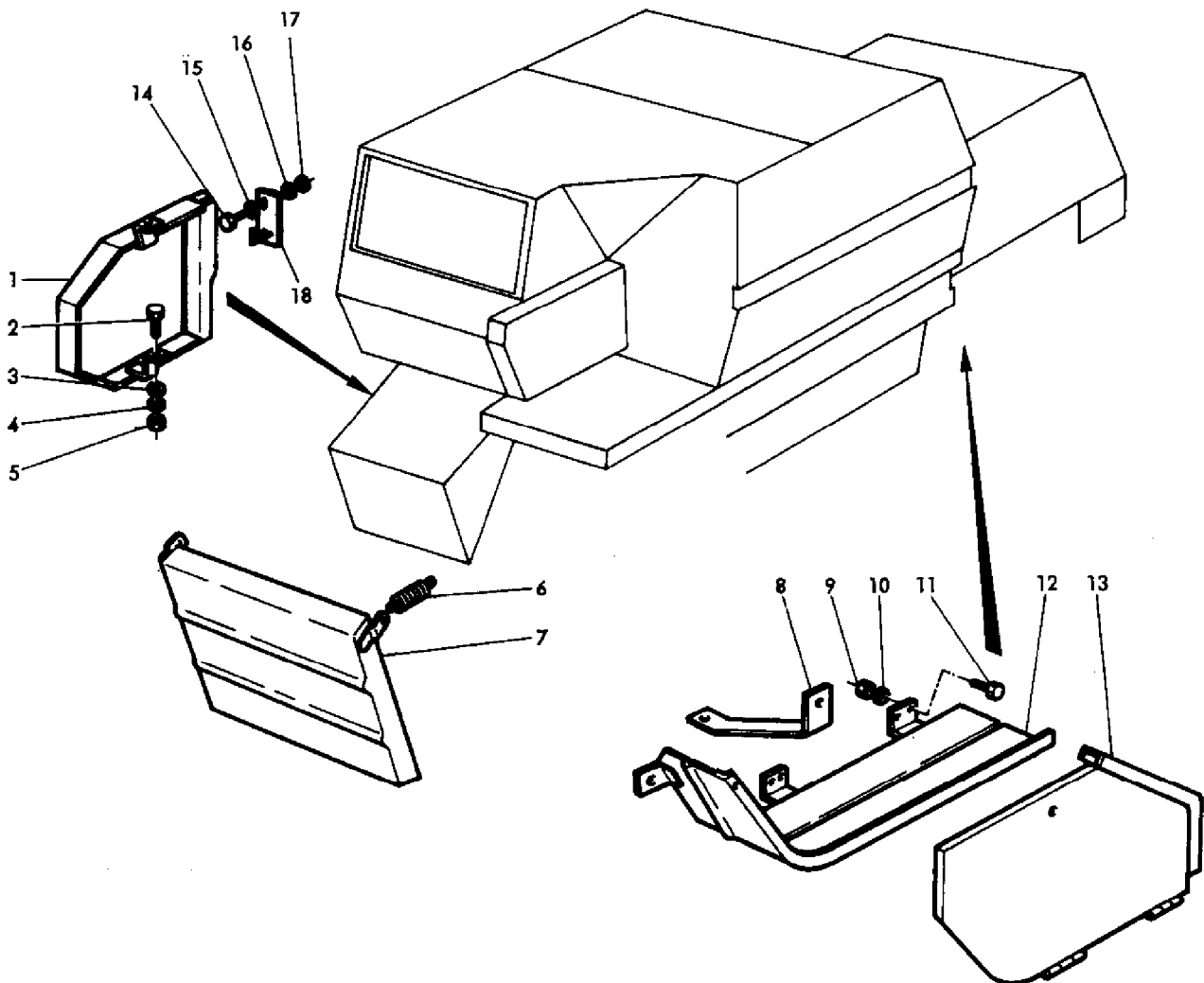
(E)

Up to Serial or Engine Number W1920718

(F)

From Serial or Engine Number W1920719

GARANTS INFERIEURS
UNTERSHLUTZBLECH
PROTECCION INFERIOR
GUARDS LOWER



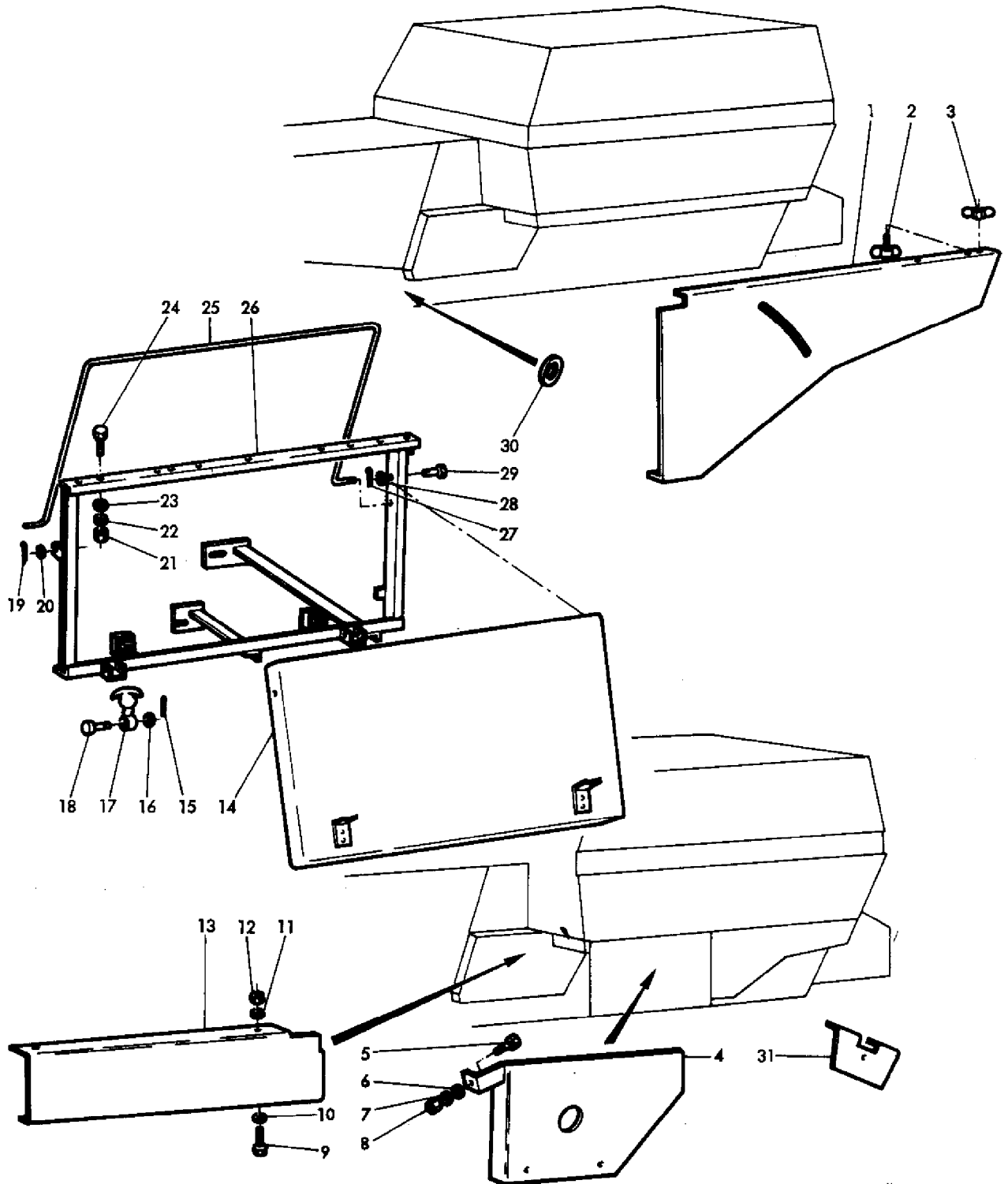
77-345

AGCO Corporation
Parts List Report

Massey Ferguson (Europe)
MF 506 COMBINE
Page 320 - GUARDS LOWER

Item	Part Number	Qty	Part Description	Comments
1	1628655M92	1	Cowl	(A) (B) (C)
	418979M1	1	Cowl	(D)
2	339123X1	2	Screw Metric	(A) (B) (C) (D)
3	391166X1	2	Washer Metric	(A) (B) (C) (D)
4	339374X1	2	Lock Washer	(A) (B) (C) (D)
5	339169X1	2	Nut Metric	(A) (B) (C) (D)
6	326369M1	2	Spring	(A)
	322979M1	2	Knotter Hook	(A)
7	1604573M91	1	Cowl	(A)
8	1604598M92	1	Strap	(A) (B) (C) (D)
9	339030X1	8	Nut Metric	(A) (B) (C) (D)
10	339375X1	8	Lock Washer	(A) (B) (C) (D)
11	339560X1	8	Screw Metric	(A) (B) (C) (D)
12	1604593M91	1	Cowl	(A) (B) (C) (D)
13	1604595M92	1	Cowl	(A) (B) (C) (D)
14	339761X1	2	Screw Metric	(A) (B) (C)
15	390892X1	4	Spacer	(A) (B) (C)
16	391166X1	2	Washer Metric	(A) (B) (C)
17	339374X1	2	Lock Washer	(A) (B) (C)
18	1628652M92	1	Bracket	(A) (B) (C)
				(A)
				GERMANY
				(B)
				UK
				(C)
				SCANDINAVIA
				(D)
				OTHER COUNTRIES

GARANTS DROITS
 SCHUTZBLECH RECHTS
 PROTECCION DERECHA
 GUARDS RIGHT



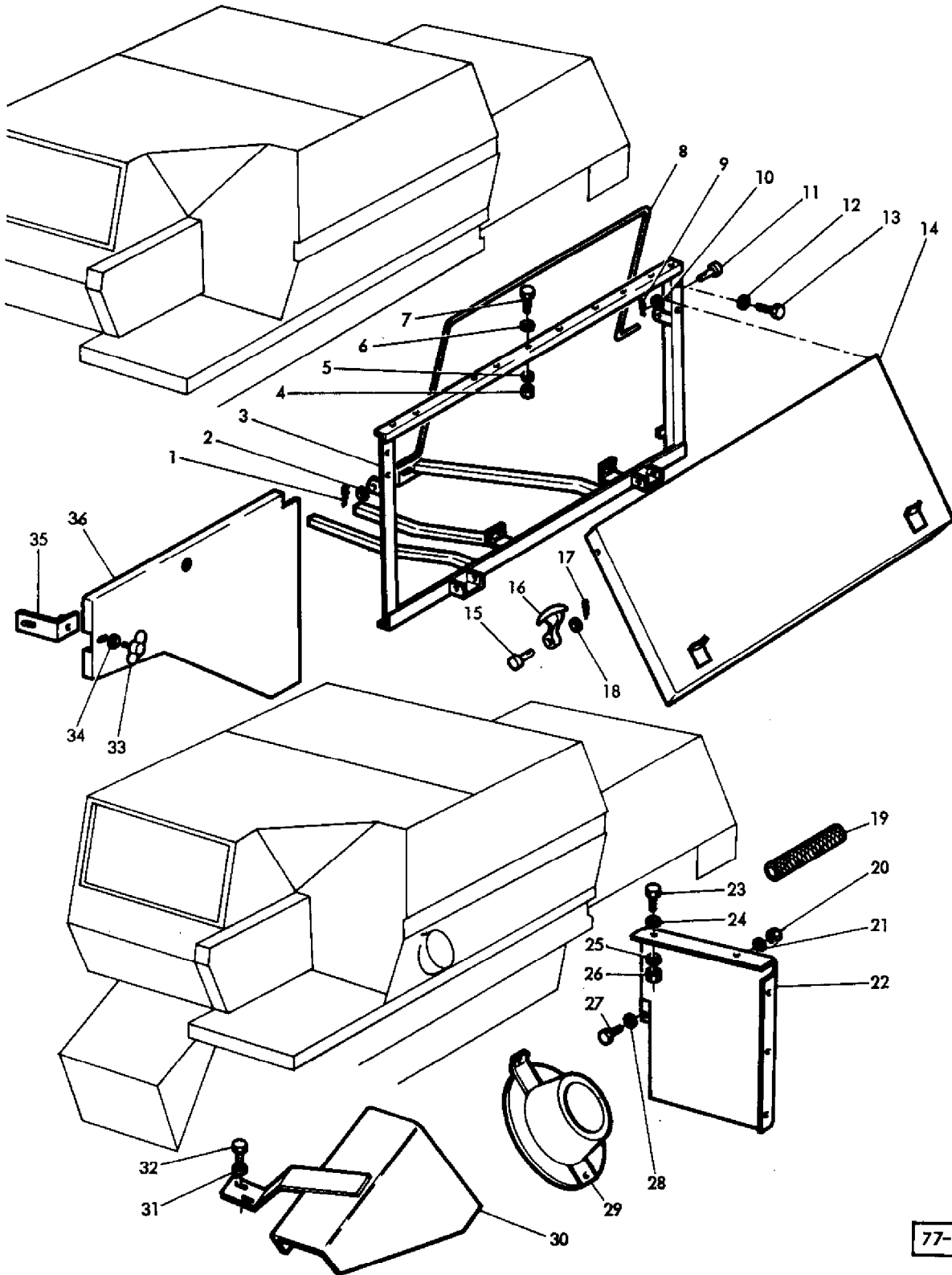
77-346

AGCO Corporation
Parts List Report

Massey Ferguson (Europe)
MF 506 COMBINE
Page 323 - GUARDS RIGHT

Item	Part Number	Qty	Part Description	Comments
1	1628767M91	1	Panel	(A) (B) (C) (D)
2	339107X1	2	Wingbolt	(A) (B) (C) (D)
3	339106X1	2	Nut Metric	(A) (B) (C) (D)
4	1604622M91	1	Guard	(A)
5	339124X1	1	Screw Metric	(A)
6	390972X1	1	Washer Metric	(A)
7	339374X1	1	Lock Washer	(A)
8	339769X1	1	Nut	(A)
9	339124X1	2	Screw Metric	(A) (B) (C) (D)
10	390972X1	4	Washer Metric	(A) (B) (C) (D)
11	339374X1	2	Lock Washer	(A) (B) (C) (D)
12	339169X1	2	Nut Metric	(A) (B) (C) (D)
13	1628013M1	1	Cowl	(A) (B) (C) (D)
14	1628773M91	1	Cowl	(A) (B) (C) (D)
15	390147X1	2	Pin	(A) (B) (C) (D)
16	390146X1	2	Washer Metric	(A) (B) (C) (D)
17	403657M1	2	Mounting	(A) (B) (C) (D)
18	403660M1	2	Pin	(A) (B) (C) (D)
19	390445X1	2	Pin	(A) (B) (C) (D)
20	390734X1	2	Washer Metric	(A) (B) (C) (D)
21	339169X1	5	Nut Metric	(A) (B) (C) (D)
22	339374X1	5	Lock Washer	(A) (B) (C) (D)
23	390972X1	10	Washer Metric	(A) (B) (C) (D)
24	339124X1	5	Screw Metric	(A) (B) (C) (D)
25	1628776M1	1	Stand	(A) (B) (C) (D)
26	1628740M93	1	Bracket	(A) (B) (C) (D)
27	390445X1	4	Pin	(A) (B) (C) (D)
28	390972X1	4	Washer Metric	(A) (B) (C) (D)
29	339727X1	3	Clevis Pin	(A) (B) (C) (D)
30	1604964M1	2	Washer	(A) (B) (C) (D)
31	621491M91	1	Cowl	(A) (B)
				(A)
				GERMANY
				(B)
				UK
				(C)
				SCANDINAVIA
				(D)
				OTHER COUNTRIES

GARANTS GAUCHES
 SCHUTZBLECH LINK
 PROTECCION IZQUIERDA
 GUARD LEFT



77- 348

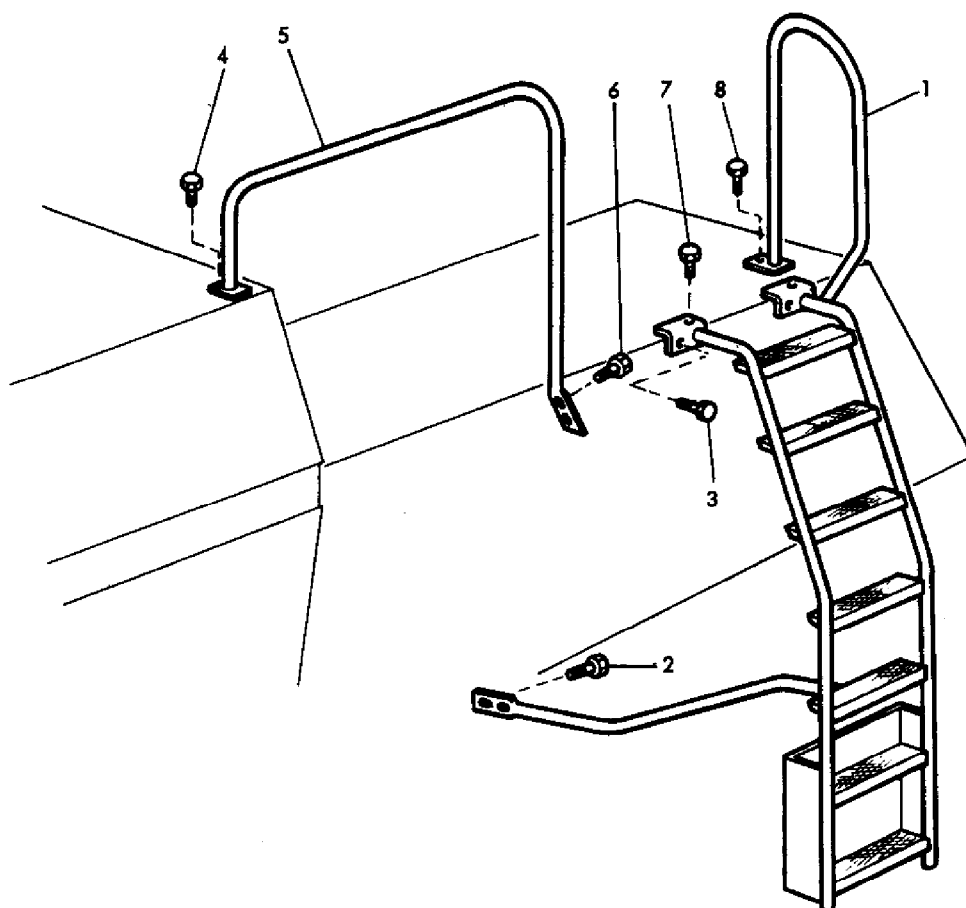
AGCO Corporation
Parts List Report

Massey Ferguson (Europe)
MF 506 COMBINE
Page 324 - GUARDS LEFT

Item	Part Number	Qty	Part Description	Comments
1	390445X1	2	Pin	(A) (B) (C) (D)
2	390734X1	2	Washer Metric	(A) (B) (C) (D)
3	1628733M92	1	Chassis	(A) (B) (C) (D)
4	339169X1	5	Nut Metric	(A) (B) (C) (D)
5	339374X1	5	Lock Washer	(A) (B) (C) (D)
6	390972X1	10	Washer Metric	(A) (B) (C) (D)
7	339124X1	5	Screw Metric	(A) (B) (C) (D)
8	1628776M1	1	Stand	(A) (B) (C) (D)
9	390445X1	4	Pin	(A) (B) (C) (D)
10	390972X1	4	Washer Metric	(A) (B) (C) (D)
11	339727X1	3	Clevis Pin	(A) (B) (C) (D)
12	339374X1	4	Lock Washer	(A) (B) (C) (D)
13	339124X1	4	Screw Metric	(A) (B) (C) (D)
14	1628773M91	1	Cowl	(A) (B) (C) (D)
15	40360M1	2	Pin	(A) (B) (C) (D)
16	403657M1	2	Mounting	(A) (B) (C) (D)
17	390147X1	2	Pin	(A) (B) (C) (D)
18	390146X1	2	Washer Metric	(A) (B) (C) (D)
19	1628867M1	1	Sheath	(A) (B) (C) (D)
20	339030X1	1	Nut Metric	(A) (B) (C) (D)
21	339375X1	1	Lock Washer	(A) (B) (C) (D)_
22	1628640M91	1	Guard	(A) (B) (C) (D)
23	339124X1	2	Screw Metric	(A) (B) (C) (D)
24	390972X1	4	Washer Metric	(A) (B) (C) (D)
25	339374X1	2	Lock Washer	(A) (B) (C) (D)
26	339169X1	2	Nut Metric	(A) (B) (C) (D)
27	1441713X1	1	Screw	(A) (B) (C) (D)
28	390971X1	2	Washer Metric	(A) (B) (C) (D)
29	1722431M91	1	Cover	(A) (B) (C) (D)
30	1628208M92	1	Cowl	(A)
31	339534X1	2	Washer Metric	(A)
32	353693X1	2	Screw Unc	(A)
33	339107X1	1	Wingbolt	(A) (B) (C) (D)
34	390972X1	1	Washer Metric	(A) (B) (C) (D)
35	1604692M91	1	Bearer	(A) (B) (C) (D)
36	1628749M93	1	Cowl	(A) (B) (C) (D)
				(A)
				GERMANY
				(B)

UK
(C)
SCANDINAVIA
(D)
OTHER COUNTRIES

ECELLE ARRIERE ET RAMBARDE
AUFSTIEG HINTEN UND GELANDER
ESCALERA TRASERO Y BARANDILLA
LADDER REAR AND RAIL



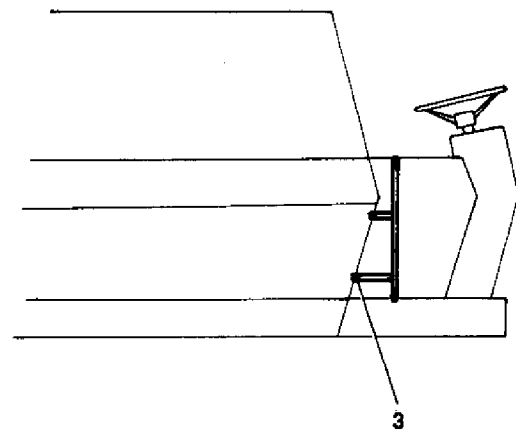
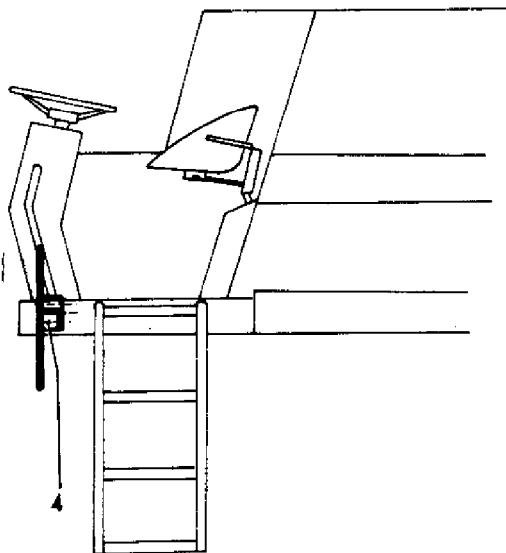
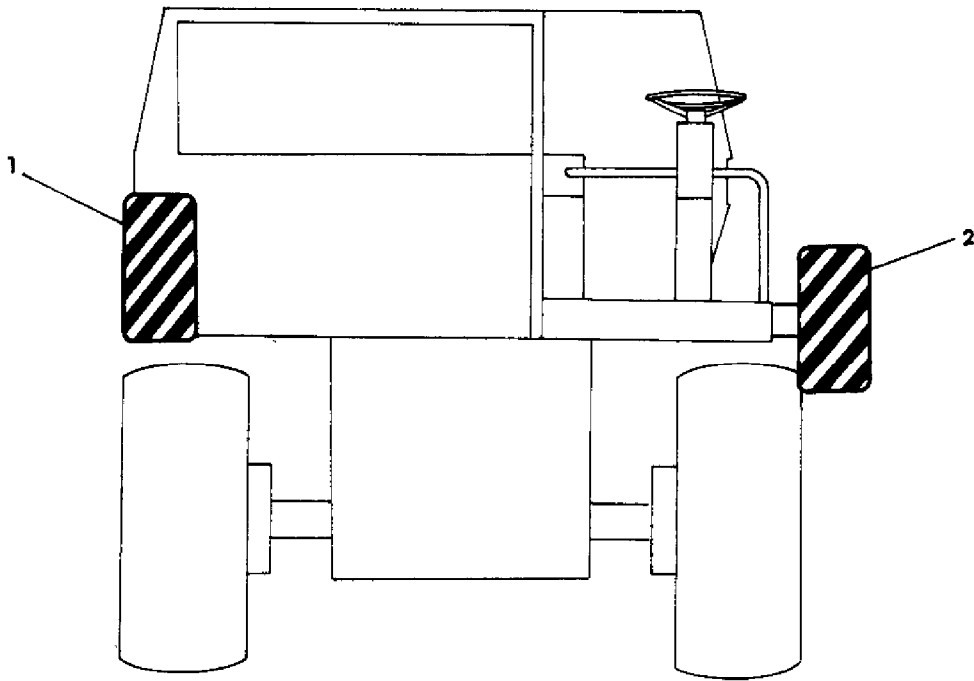
76-174

AGCO Corporation
Parts List Report

Massey Ferguson (Europe)
MF 506 COMBINE
Page 327 - LADDER REAR AND RAIL

Item	Part Number	Qty	Part Description	Comments
1	1628280M93	1	Ladder	(A)
	1628689M93	1	Ladder	(B)
2	339451X1	2	Screw Metric	
3	390734X1	4	Washer Metric	
	339402X1	2	Nut Metric	
3	339124X1	2	Screw Metric	
	339169X1	2	Nut Metric	
4	339761X1	2	Screw Metric	
	390972X1	2	Washer Metric	
	339169X1	2	Nut Metric	
5	1628695M91	1	Rail	
6	1442659X1	2	Bolt Metric	
	390972X1	2	Washer Metric	
	339374X1	2	Lock Washer	
7	390379X1	2	Bolt Metric	
	390972X1	2	Washer Metric	
	339169X1	2	Nut Metric	
8	339124X1	1	Screw Metric	
	339169X1	1	Nut Metric	
				(A)
				STANDARD AXLE
				(B)
				NARROW AXLE

SIGNALISATION ROUTIERE } ALLEMAGNE
VERKEHRZEICHEN } DEUTSCHLAND
SEÑAL DE TRAFICO } ALEMANIA
ROAD SIGN } GERMANY



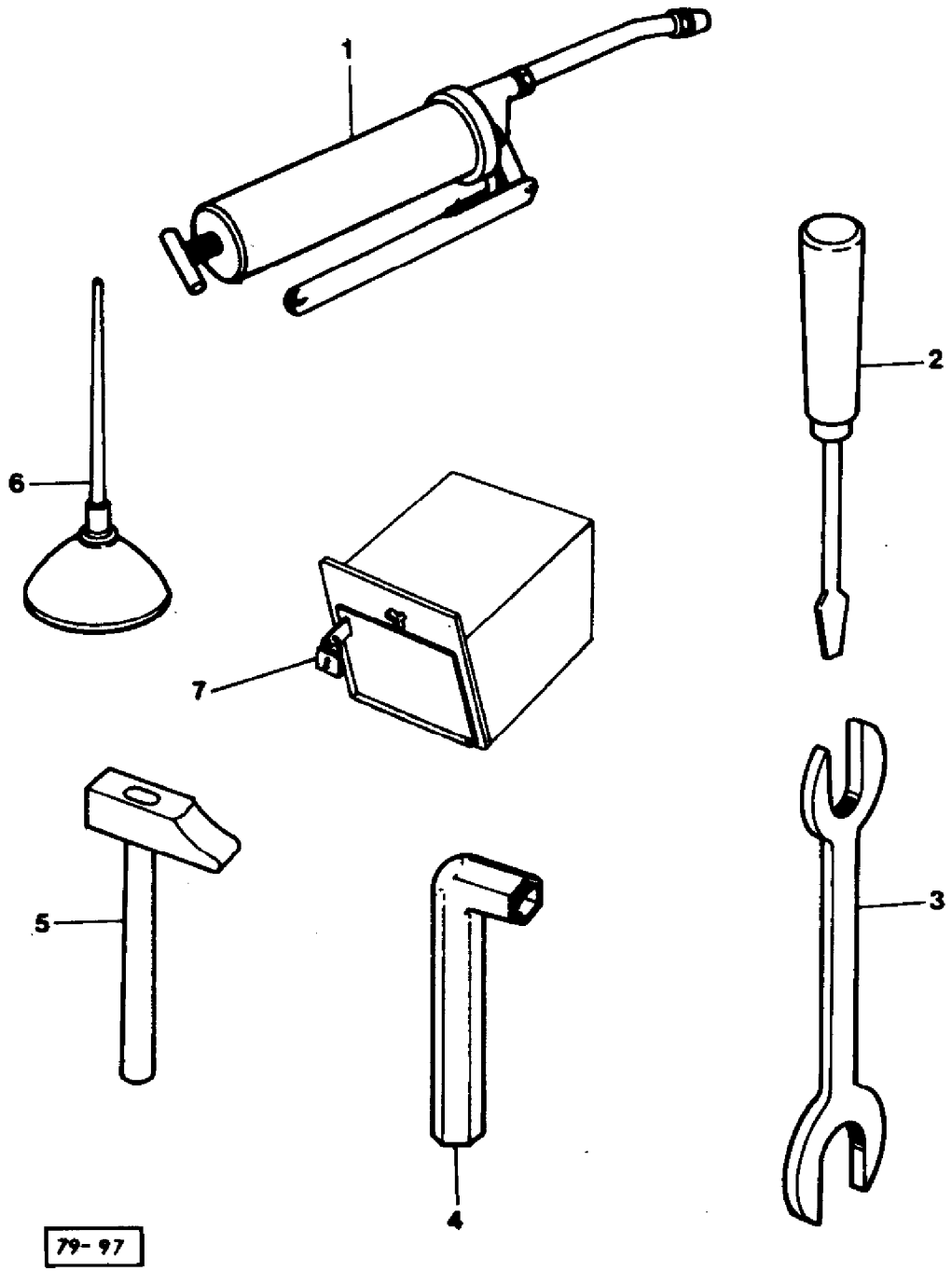
75-253

AGCO Corporation
Parts List Report

Massey Ferguson (Europe)
MF 506 COMBINE
Page 328 - ROAD SIGN - GERMANY

Item	Part Number	Qty	Part Description	Comments
				GERMANY
1	1628871M91	1	Panel	Right Hand
2	1628872M91	1	Panel	Left Hand
3	339124X1	2	Screw Metric	
	390972X1	2	Washer Metric	
	339169X1	2	Nut Metric	
4	339560X1	3	Screw Metric	
	390971X1	3	Washer Metric	
	339030X1	3	Nut Metric	

OUTILS
WERKZUGE
HERRAMIENTAS
TOOLS

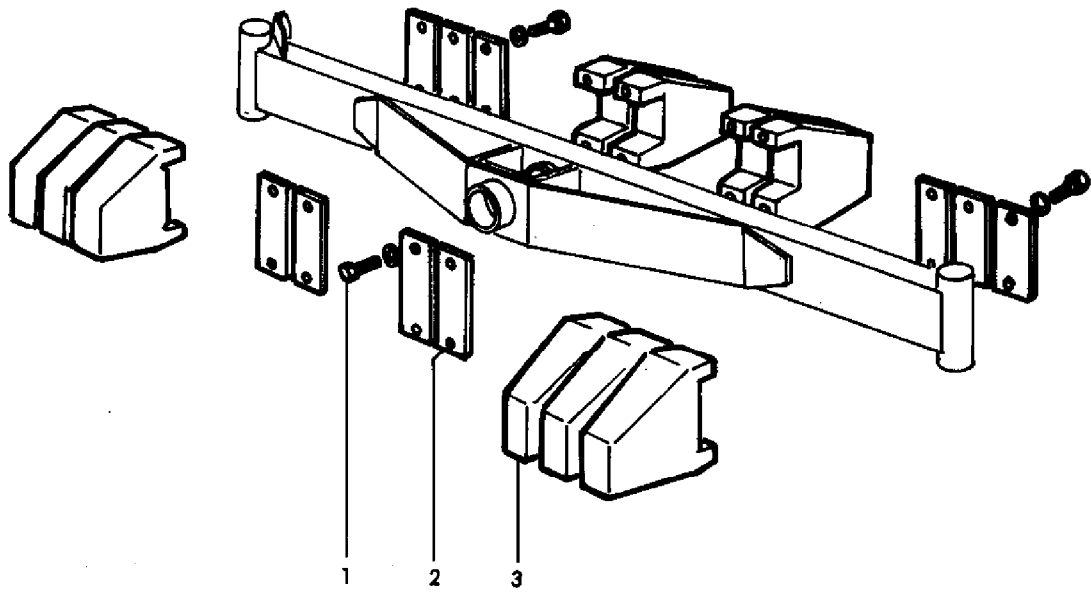


AGCO Corporation
Parts List Report

Massey Ferguson (Europe)
MF 506 COMBINE
Page 331 - TOOLS

Item	Part Number	Qty	Part Description	Comments
1	1603181M91	1	Grease	(A)
	609785M1	1	Pump	(A)
2	403215M1	1	Screwdriver	
3	390184X1	1	Wrench	9 X 11
	322685X1	1	Wrench	10 X 14
	391108X1	1	Wrench	13 X 14
	322686M1	1	Wrench	17 X 19
	390860X1	1	Wrench	19 X 24
	322687M1	1	Wrench	22 X 24
	323485M1	1	Wrench	30 X 36
4	391113X1	1	Wrench	
5	390185X1	1	Hammer	
6	403217M1	1	Oiler	
7	321494M2	1	Lock	
				(A)
				ALTERNATIVE

MASSES
GEWICHTE
MASSO
WEIGHT



79- 98

AGCO Corporation
Parts List Report

Massey Ferguson (Europe)
MF 506 COMBINE
Page 332 - WEIGHT

Item	Part Number	Qty	Part Description	Comments
1	339208X1	20	Screw	
2	1440315X1	20	Washer	
2	621181M1	10	Plate	
3	621182M1	10	Weight	