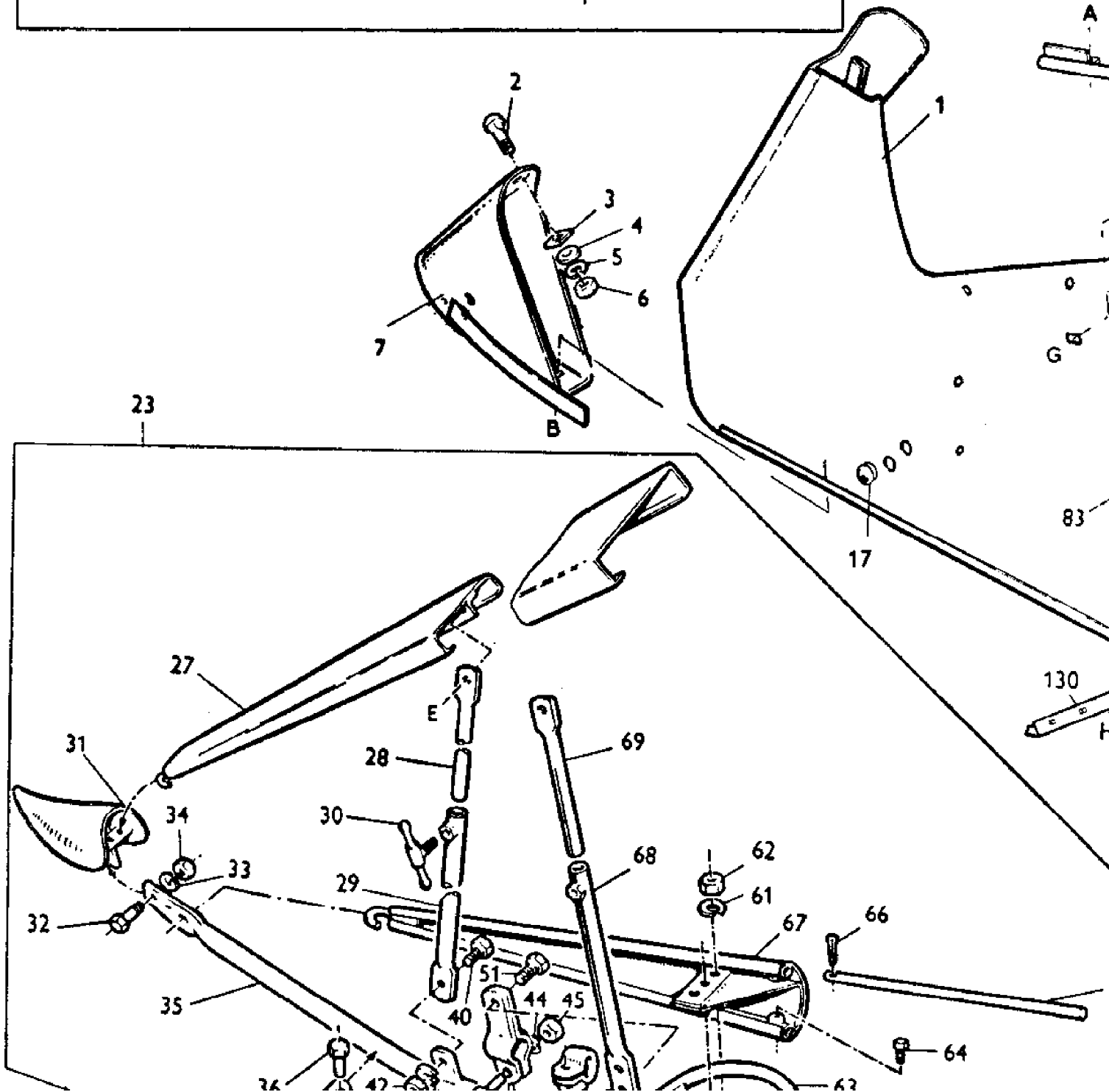


**DIVISEUR DROIT  
DIVIDER R.H.**

A	B	C	D	E	F	G	H
95	15	82	49	26	78	91	133
94	14	81	48	25	77	90	132
93	13	80	47	24	76	89	131
92	12	79				88	



AGCO Corporation  
Parts List Report

Massey Ferguson (Europe)  
MF 510 COMBINE, ->|  
Page 2 - DIVIDER RIGHT

Item	Part Number	Qty	Part Description	Comments
1	910052M91	1	Divider	Right Hand
2	353792X1	1	Bolt Unf	
3	GH1135	1	Washer	
UP TO STOCK END				
3	376818X1	1	Washer	
4	353755X1	1	Washer	
5	353446X1	1	Lock Washer	
6	353916X1	1	Nut Unf	
7	791441M91	1	Shoe	
12	353792X1	1	Bolt Unf	
13	353755X1	1	Washer	
14	353446X1	1	Lock Washer	
15	353916X1	1	Nut Unf	
16	793491M1	5	Grommet	(A)
17	793115M1	2	Plug	(A)
23		1	Extension	INCL. REF. 24 TO 69
24	353559X1	2	Screw Unf	
25	353432X1	2	Lock Washer	
26	353426X1	2	Nut Unf	
27	404473M91	2	Cone	
28	790697M1	1	Tube	
29	790696M91	1	Tube	
30	790701M91	2	Setscrew	
31	404468M91	1	Shoe	
32	353520X1	2	Bolt Unf	
33	353446X1	2	Lock Washer	
34	353916X1	2	Nut Unf	
35	790693M91	1	Tubing	
36	353561X1	1	Screw Unf	
37	353432X1	1	Lock Washer	
38	353426X1	1	Nut Unf	
39	790710M1	1	Clamp	
40	353563X1	1	Bolt Unf	
41	353432X1	1	Lock Washer	
42	353426X1	1	Nut Unf	
43	353562X1	1	Screw Unf	
44	353432X1	1	Lock Washer	
45	353426X1	1	Nut Unf	
46	790709M91	1	Clamp	

---

47	353562X1	1	Screw Unf
48	353432X1	1	Lock Washer
49	353426X1	1	Nut Unf
50	790695M91	1	Clamp
51	353562X1	1	Screw Unf
52	353432X1	1	Lock Washer
53	353426X1	1	Nut Unf
54	790692M91	1	Tube
55	790694M1	1	Bolt
56	791433M2	1	Washer
57	353567X1	1	Bolt Unf
58	353432X1	1	Lock Washer
59	353426X1	1	Nut Unf
60	790712M1	1	U Bolt
61	353431X1	2	Nut Unf
62	353434X1	2	Lock Washer
63	790711M91	1	Arm
64	353515X1	2	Screw Unf
65	790708M1	2	Rod
66	354048X1	3	Pin
67	790691M91	1	Segment
68	790698M91	1	Tube
69	790699M1	1	Tube
75	793094M92	1	Bearer
76	353522X1	1	Bolt Unf
77	353446X1	1	Lock Washer
78	353916X1	1	Nut Unf
79	353519X1	2	Screw Unf
80	353755X1	2	Washer
81	353446X1	2	Lock Washer
82	353916X1	2	Nut Unf
83	353519X1	1	Screw Unf
84	353755X1	1	Washer
85	353446X1	6	Lock Washer
86	353916X1	6	Nut Unf
87	790689M1	1	Spacer
88	353825X1	2	Bolt Unf
89	793757M1	2	Washer
90	353432X1	2	Lock Washer
91	353428X1	2	Nut Unf
92	353793X1	2	Bolt Unf
93	353755X1	2	Washer
94	353446X1	2	Lock Washer
95	353916X1	2	Nut Unf
96	353516X1	3	Screw Unf
97	353755X1	3	Washer

---

---

98	353446X1	3	Lock Washer	
99	353916X1	3	Nut Unf	
100	404461M91	1	Tube	
107	404631M91	1	Cone	
108	404642M91	1	Tube	(B)
109	353546X1	1	Screw	(B)
110	353434X1	1	Lock Washer	(B)
111	353431X1	1	Nut Unf	(B)
112	790701M91	1	Setscrew	(B)
113	791516M91	1	Disc	(B)
114	791517M91	1	Plate	(B)
115	353434X1	1	Lock Washer	(B)
116	353431X1	1	Nut Unf	(B)
117	353823X1	1	Bolt	(B)
118	353434X1	1	Lock Washer	(B)
119	353431X1	1	Nut Unf	(B)
120	791520M91	1	Plate	(B)
121	353519X1	2	Screw Unf	(B)
122	353755X1	2	Washer	(B)
123	353446X1	2	Lock Washer	
124	353916X1	2	Nut Unf	
130	793907M1	1	Shield	
131	359998X1	3	Bolt Unf	
132	353446X1	3	Lock Washer	
133	353916X1	3	Nut Unf	
134	794929M91	1	Bracket	

(A)

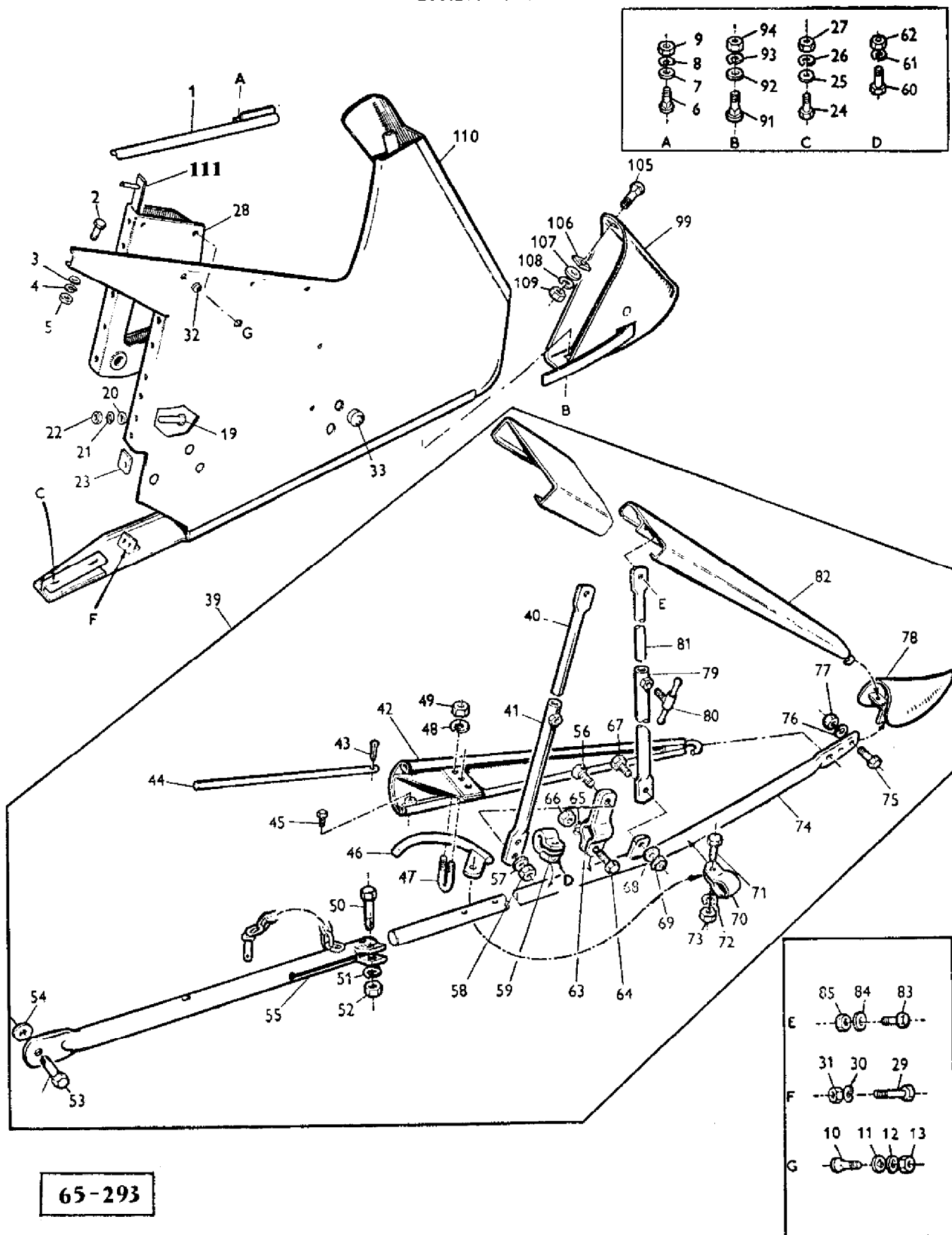
WHEN LIGHTING EQUIPMENT IS NOT FITTED

(B)

WHEN DIVIDER EXTENSION IS NOT FITTED

---

### DIVISEUR GAUCHE DIVIDED L.H.



**65-293**

Imprimé en France  
Printed in France

MOISSONNEUSE-BATTEUSE 510-8  
510-8 COMBINE

957 292 M2 - Emission 1 - 11/67  
957 292 M2 - Issue 1 - 11/67

AGCO Corporation  
Parts List Report

Massey Ferguson (Europe)  
MF 510 COMBINE, ->|  
Page 9 - DIVIDER LEFT

Item	Part Number	Qty	Part Description	Comments
1	404562M91	1	Tube	
2	353516X1	3	Screw Unf	
3	353755X1	3	Washer	
4	353446X1	3	Lock Washer	
5	353916X1	3	Nut Unf	
6	353793X1	2	Bolt Unf	
7	353755X1	2	Washer	
8	353446X1	2	Lock Washer	
9	353916X1	2	Nut Unf	
10	353825X1	2	Bolt Unf	
11	793757M1	2	Washer	
12	353432X1	2	Lock Washer	
13	353428X1	2	Nut Unf	
19	353519X1	1	Screw Unf	
20	353755X1	1	Washer	
21	353446X1	6	Lock Washer	
22	353916X1	6	Nut Unf	
23	790689M1	1	Spacer	
24	353519X1	2	Screw Unf	
25	353755X1	2	Washer	
26	353446X1	2	Lock Washer	
27	353916X1	2	Nut Unf	
28	793096M92	1	Bearer	
29	353522X1	2	Bolt Unf	
30	353446X1	2	Lock Washer	
31	353916X1	2	Nut Unf	
32	793491M1	5	Grommet	(A)
33	793115M1	2	Plug	(A)
39		1	Divider	INCL. REF. NO. 40 TO 85
40	790699M1	1	Tube	
41	790698M91	1	Tube	
42	790733M91	1	Cone	
43	354048X1	3	Pin	
44	790708M1	1	Rod	
45	353515X1	2	Screw Unf	
46	790711M91	1	Arm	
47	790712M1	1	U Bolt	
48	353434X1	2	Lock Washer	

---

49	353431X1	2	Nut Unf
50	353567X1	1	Bolt Unf
51	353432X1	1	Lock Washer
52	353426X1	1	Nut Unf
53	790694M1	1	Bolt
54	791433M2	1	Washer
55	790692M91	1	Tube
56	353563X1	1	Bolt Unf
57	353432X1	1	Lock Washer
58	353426X1	1	Nut Unf
59	790732M91	1	Clamp
60	353562X1	1	Screw Unf
61	353432X1	1	Lock Washer
62	353426X1	1	Nut Unf
63	790709M91	1	Clamp
64	353562X1	1	Screw Unf
65	353432X1	1	Lock Washer
66	353426X1	1	Nut Unf
67	353561X1	1	Screw Unf
68	353432X1	1	Lock Washer
69	353426X1	1	Nut Unf
70	790710M1	1	Clamp
71	353561X1	1	Screw Unf
72	353432X1	1	Lock Washer
73	353426X1	1	Nut Unf
74	790731M91	1	Tube
75	353520X1	1	Bolt Unf
76	353446X1	2	Lock Washer
77	353916X1	2	Nut Unf
78	404468M91	1	Shoe
79	790696M91	1	Tube
80	790701M91	2	Setscrew
81	790697M1	1	Tube
82	404473M91	2	Cone
83	353559X1	2	Screw Unf
84	353432X1	2	Lock Washer
85	353426X1	1	Nut Unf
91	353792X1	1	Bolt Unf
92	353755X1	1	Washer
93	353446X1	1	Lock Washer
94	353916X1	1	Nut Unf
99	791440M91	1	Shoe
105	353792X1	1	Bolt Unf
106	GH1135	1	Washer
106	376818X1	1	Washer

---

UP TO STOCK END

---

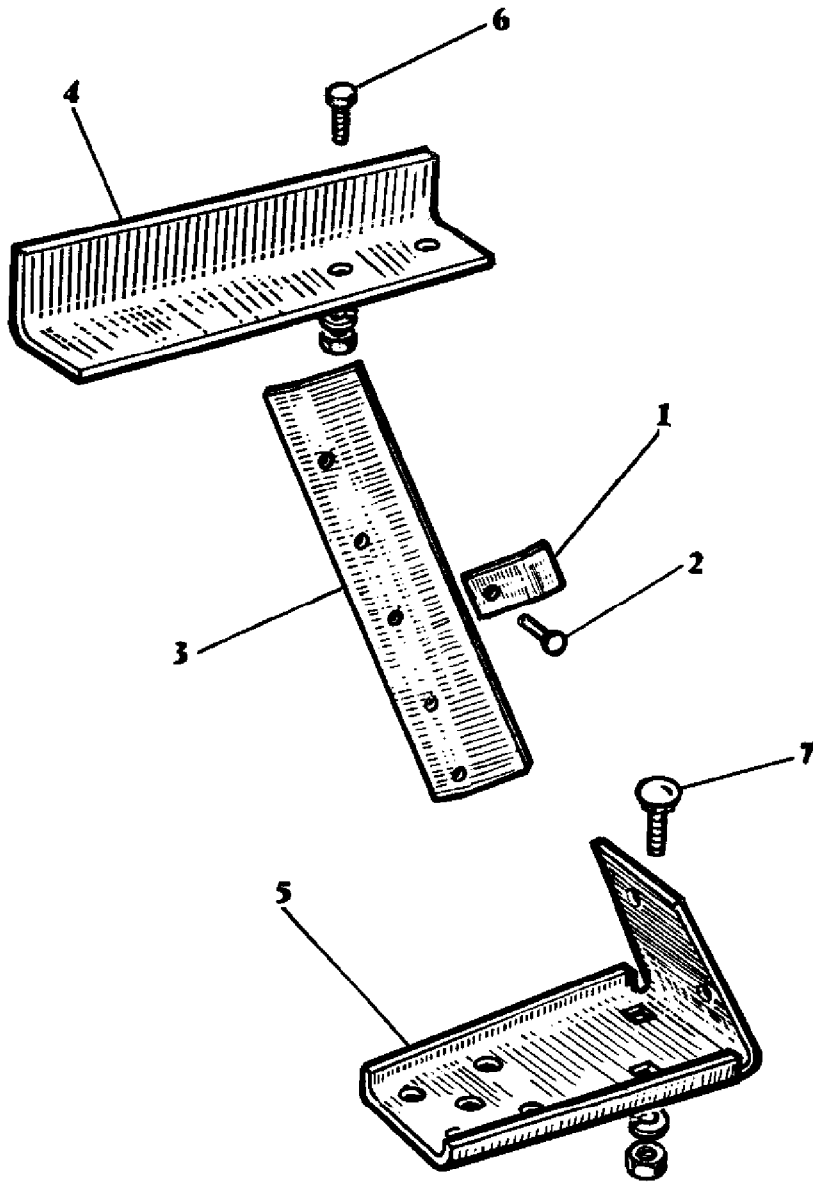
107	353755X1	1	Washer
108	353446X1	1	Lock Washer
109	353916X1	1	Nut Unf
110	910050M91	1	Divider
111	794929M91	1	Plate

(A)

WHEN LIGHTING EQUIPMENT IS NOT FITTED

---

MONTAGE ET DEMONTAGE DES DIVISEURS - ESPAGNE  
MOUNTING AND REMOVAL OF DIVIDERS - SPAIN



67-16

AGCO Corporation  
Parts List Report

Massey Ferguson (Europe)

MF 510 COMBINE, ->|

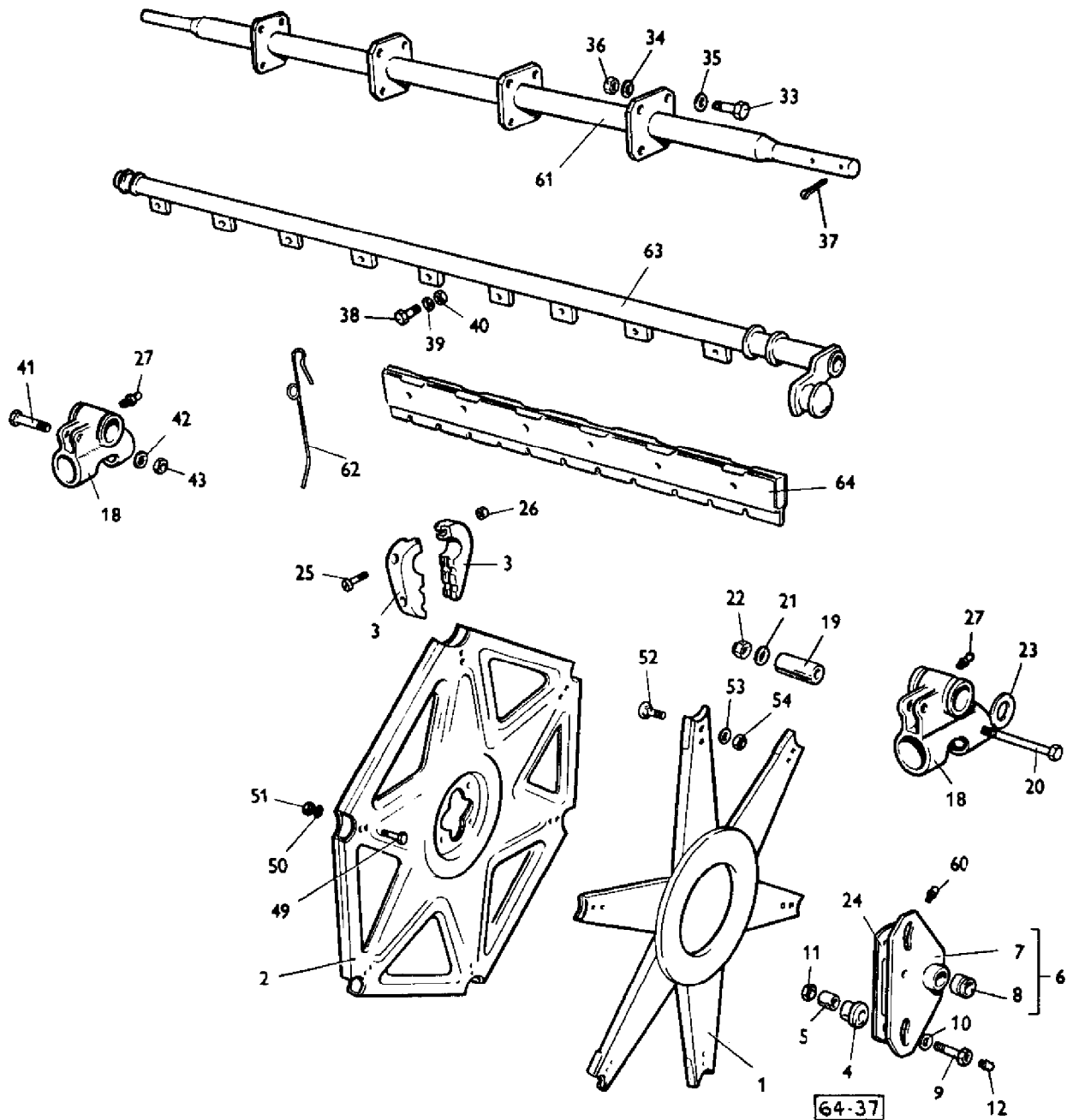
Page 11A - MOUNTING AND REMOVE OF DIVIDERS - SPAIN

---

Item	Part Number	Qty	Part Description	Comments
1	910570M1	6	Guide	
2	16148X	10	Rivet	
3	910569M1	1	Cover	Left Hand
3	910567M1	1	Cover	Right Hand
4	910566M1	1	Upper Frame	Left Hand
4	910568M1	1	Lower Link	Left Hand
5	910572M1	1	Upper Frame	Right Hand
5	910571M1	1	Lower Link	Right Hand
6	353558X1	8	Screw Unf	
	353432X1	8	Lock Washer	
7	353825X1	8	Bolt Unf	
	353426X1	4	Nut Unf	
	353432X1	4	Lock Washer	
	353426X1	4	Nut Unf	

---

**RABATTEUR PICK-UP**  
**A : 3,60 m — B : 4,20 m — C : 3 m**  
**PICK-UP**  
**A : 12' — B : 14' — C : 10'**



AGCO Corporation  
Parts List Report

Massey Ferguson (Europe)  
MF 510 COMBINE, ->|  
Page 13 - PICK-UP

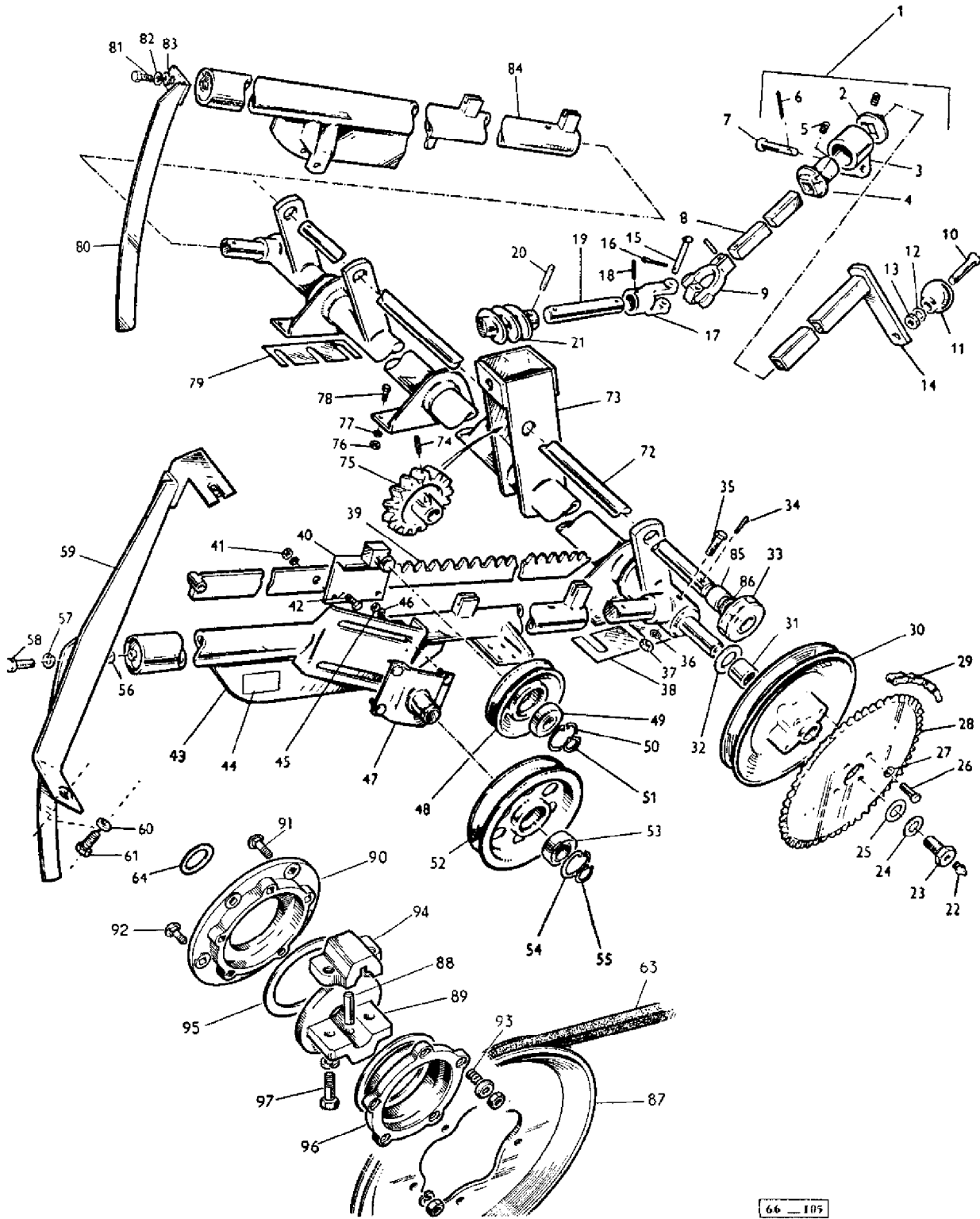
Item	Part Number	Qty	Part Description	Comments
1	793682M92	1	Head	(A, B, C)
2	793686M91	3	Disc	(A, C)
2	793686M91	4	Disc	(B)
3	796623M1	48	Bearing	(A, C)
3	796623M1	60	Bearing	(B)
4	793690M1	2	Roller	(A, B, C)
5	793731M2	2	Bush	(A, B, C)
6	793691M92	1	Plate	(A, B, C)
				INCL. REF. 7, 8
7			Plate	See Page/Reference Number 6
8	793694M1	1	Bearing	(A, B, C)
9	794433M1	2	Bolt	(A, B, C)
10	353774X1	4	Washer	(A, B, C)
11	353427X1	2	Nut Unf	(A, B, C)
12	850778M1	2	Nipple	(A, B, C)
18	910133M91	2	Bearing Carrier	(A, B, C)
19	793695M2	1	Spacer	(A, B, C)
	353772X1		Washer	(A, B, C)
20	353591X1	1	Bolt Unf	(A, B, C)
21	353757X1	1	Washer	(A, B, C)
22	195911M1	1	Nut	(A, B, C)
23	637421M1	3	Washer	(A, B, C)
24	793708M1	1	Strap	(A, B, C)
25	355126X1	48	Screw Unc	(A, C)
25	355126X1	60	Screw Unc	(B)
26	354120X1	48	Nut	(A, C)
26	354120X1	60	Nut	(B)
	22427X	48	Lock Washer	(A, C)
	22427X	60	Lock Washer	(B)
27	643613M1	2	Nipple	(A, B, C)
33	353561X1	12	Screw Unf	(A, C)
33	353561X1	16	Screw Unf	(B)
34	353432X1	12	Lock Washer	(A, C)
34	353432X1	16	Lock Washer	(B)
35	355620X1	12	Washer	(A, C)
35	355620X1	16	Washer	(B)
36	353426X1	12	Nut Unf	(A, C)
36	353426X1	16	Nut Unf	(B)
37	354095X1	3	Pin	(A, B, C)

---

38	353521X1	36	Bolt Unf	(A, C)
38	353521X1	54	Bolt Unf	(B)
39	353446X1	36	Lock Washer	(A, C)
39	353446X1	54	Lock Washer	(B)
40	353916X1	36	Nut Unf	(A, C)
40	353916X1	54	Nut Unf	(B)
41	353573X1	1	Bolt Unf	(A, B, C)
42	353757X1	1	Washer	(A, B, C)
43	195911M1	1	Nut	(A, B, C)
49	353521X1	36	Bolt Unf	(A, C)
49	353521X1	48	Bolt Unf	(B)
50	353446X1	36	Lock Washer	(A, C)
50	353446X1	48	Lock Washer	(B)
51	353916X1	36	Nut Unf	(A, C)
51	353916X1	48	Nut Unf	(B)
52	376444X1	12	Bolt Unf	(A, B, C)
53	353446X1	12	Lock Washer	(A, B, C)
54	353916X1	12	Nut Unf	(A, B, C)
60	29951X	1	Nipple	(A, B, C)
61	794600M91	1	Shaft	(A)
	794599M91	1	Shaft	(C)
	794601M91	1	Shaft	(B)
62	796133M1	174	Reel Tine	(A)
62	796133M1	204	Reel Tine	(B)
62	796133M1	150	Reel Tine	(C)
63	793711M92	6	Bar	(A)
	795071M92	6	Bar	(B)
	793710M92	6	Bar	(C)
64	793724M91	12	Slat	(A)
	795059M91	18	Slat	(B)
	793723M91	12	Slat	(C)
				(A)
				12'
				(B)
				14'
				(C)
				10'

---

**COMMANDE DE RÉGLAGE DU RABATTEUR  
REEL LIFT FRAME AND PULLEY**



66 - 105

AGCO Corporation  
Parts List Report

Massey Ferguson (Europe)  
MF 510 COMBINE, ->|  
Page 13 - PICK-UP

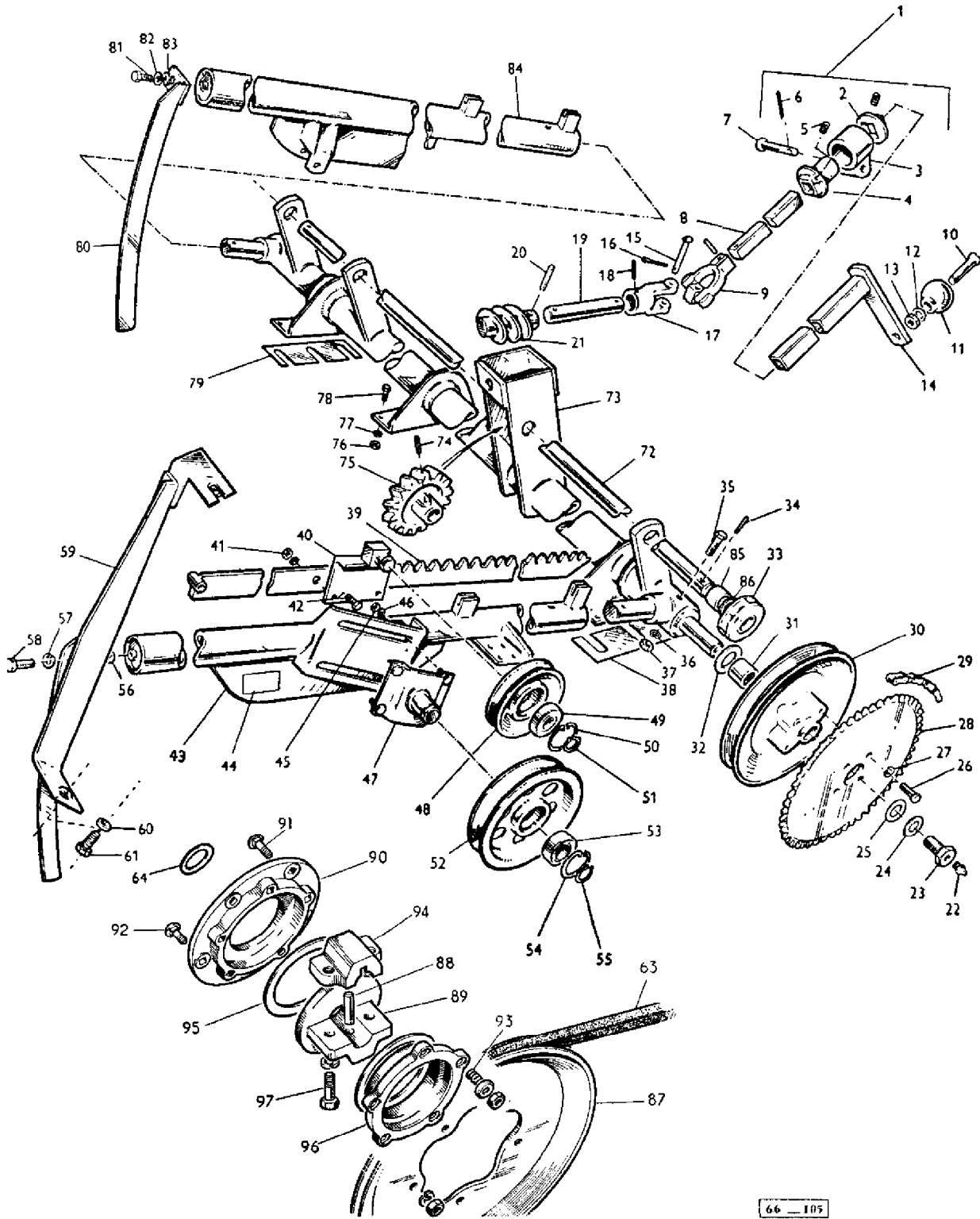
Item	Part Number	Qty	Part Description	Comments
1	793682M92	1	Head	(A, B, C)
2	793686M91	3	Disc	(A, C)
2	793686M91	4	Disc	(B)
3	796623M1	48	Bearing	(A, C)
3	796623M1	60	Bearing	(B)
4	793690M1	2	Roller	(A, B, C)
5	793731M2	2	Bush	(A, B, C)
6	793691M92	1	Plate	(A, B, C)
				INCL. REF. 7, 8
7			Plate	See Page/Reference Number 6
8	793694M1	1	Bearing	(A, B, C)
9	794433M1	2	Bolt	(A, B, C)
10	353774X1	4	Washer	(A, B, C)
11	353427X1	2	Nut Unf	(A, B, C)
12	850778M1	2	Nipple	(A, B, C)
18	910133M91	2	Bearing Carrier	(A, B, C)
19	793695M2	1	Spacer	(A, B, C)
	353772X1		Washer	(A, B, C)
20	353591X1	1	Bolt Unf	(A, B, C)
21	353757X1	1	Washer	(A, B, C)
22	195911M1	1	Nut	(A, B, C)
23	637421M1	3	Washer	(A, B, C)
24	793708M1	1	Strap	(A, B, C)
25	355126X1	48	Screw Unc	(A, C)
25	355126X1	60	Screw Unc	(B)
26	354120X1	48	Nut	(A, C)
26	354120X1	60	Nut	(B)
	22427X	48	Lock Washer	(A, C)
	22427X	60	Lock Washer	(B)
27	643613M1	2	Nipple	(A, B, C)
33	353561X1	12	Screw Unf	(A, C)
33	353561X1	16	Screw Unf	(B)
34	353432X1	12	Lock Washer	(A, C)
34	353432X1	16	Lock Washer	(B)
35	355620X1	12	Washer	(A, C)
35	355620X1	16	Washer	(B)
36	353426X1	12	Nut Unf	(A, C)
36	353426X1	16	Nut Unf	(B)
37	354095X1	3	Pin	(A, B, C)

---

38	353521X1	36	Bolt Unf	(A, C)
38	353521X1	54	Bolt Unf	(B)
39	353446X1	36	Lock Washer	(A, C)
39	353446X1	54	Lock Washer	(B)
40	353916X1	36	Nut Unf	(A, C)
40	353916X1	54	Nut Unf	(B)
41	353573X1	1	Bolt Unf	(A, B, C)
42	353757X1	1	Washer	(A, B, C)
43	195911M1	1	Nut	(A, B, C)
49	353521X1	36	Bolt Unf	(A, C)
49	353521X1	48	Bolt Unf	(B)
50	353446X1	36	Lock Washer	(A, C)
50	353446X1	48	Lock Washer	(B)
51	353916X1	36	Nut Unf	(A, C)
51	353916X1	48	Nut Unf	(B)
52	376444X1	12	Bolt Unf	(A, B, C)
53	353446X1	12	Lock Washer	(A, B, C)
54	353916X1	12	Nut Unf	(A, B, C)
60	29951X	1	Nipple	(A, B, C)
61	794600M91	1	Shaft	(A)
	794599M91	1	Shaft	(C)
	794601M91	1	Shaft	(B)
62	796133M1	174	Reel Tine	(A)
62	796133M1	204	Reel Tine	(B)
62	796133M1	150	Reel Tine	(C)
63	793711M92	6	Bar	(A)
	795071M92	6	Bar	(B)
	793710M92	6	Bar	(C)
64	793724M91	12	Slat	(A)
	795059M91	18	Slat	(B)
	793723M91	12	Slat	(C)
				(A)
				12'
				(B)
				14'
				(C)
				10'

---

**COMMANDE DE RÉGLAGE DU RABATTEUR  
REEL LIFT FRAME AND PULLEY**



66 - 105

AGCO Corporation  
Parts List Report

Massey Ferguson (Europe)

MF 510 COMBINE, ->|

Page 14 - REEL LIFT FRAME AND PULLEY

Item	Part Number	Qty	Part Description	Comments
1	790909M91	1	Rod	INCL. REF. 1 TO 18
2	639866M1	1	Collar	
	354130X1	1	Screw	
3	639865M1	1	Bearing	
4	639867M1	1	Sleeve	
5	354130X1	2	Screw	
6	354066X1	1	Pin	
7	195351M1	1	Pin	
8	790910M1	1	Shaft	
9	639964M1	1	Universal Joint	
	792339M1	1	Pin	
10	791348M1	1	Clevis Pin	
11	647372M1	1	Knob	
12	353755X1	1	Washer	
	344137X1	1	Washer	
13	353917X1	1	Nut Unf	
14	791350M91	1	Crank	
15	X1827	1	Pin	
16	354057X1	1	Pin	
17	GH413	1	Yoke	
18	792338M1	1	Pin	
19	637362M1	1	Shaft	
20	352645X1	1	Pin	
21	639835M1	1	Auger	
22	200191M1	2	Nipple	
23	791122M1	1	Bolt	
24	359405X1	1	Washer	
25	791173M1	1	Washer	
26	353691X1	4	Screw Unc	
27	353434X1	4	Lock Washer	
28	790868M1	1	Sprocket	Number of Teeth/Splines: 56
	791132M1	1	Sprocket	Number of Teeth/Splines: 40
29	790834M91	1	Chain	
				REMOVE 8 LINKS WHEN USING 791132M1 SPROCKET.
30	790815M1	1	Pulley	
31	831244M1	2	Bearing	
32	790813M1	2	Washer	
33	640147M1	2	Pinion	

---

34	354450X1	2	Pin	
35	353573X1	2	Bolt Unf	
36	353432X1	2	Lock Washer	
37	353426X1	2	Nut Unf	
38	790852M1	1	Shim	
39	790837M91	2	Rack	
40	790817M91	1	Bracket	
41	353431X1	2	Nut Unf	
	353434X1	2	Lock Washer	
42	353539X1	2	Screw Unf	
43	792494M91	1	Arm	Left Hand
44		1	Transfer	
45	353431X1	4	Nut Unf	
46	353434X1	4	Lock Washer	
	353756X1	4	Washer	
47	790820M91	1	Bearer	
48	790816M1	1	Pulley	
49	22258X	1	Bearing Assy	
50	208230M1	1	Ring	
51	352438X1	1	Circlip	
52	790823M1	1	Pulley	
53	22258X	1	Bearing Assy	
54	208230M1	1	Ring	
55	352438X1	1	Circlip	
56	353619X1	1	Bolt Unf	
57	353434X1	1	Lock Washer	
58	353536X1	1	Screw Unf	
59	794522M91	1	Bracket	
	828224M1	2	Spring	
	16892X	2	Rivet	
60	353446X1	4	Lock Washer	
61	353519X1	4	Screw Unf	
63	790839M1	1	Belt	
64	Y2979	1	Washer	
72	790794M1	1	Shaft	FOR 12' TABLE
	790854M1	1	Shaft	FOR 10' TABLE
	790855M1	1	Shaft	FOR 14' TABLE.
72	792481M91	1	Frame	FOR 10' TABLE
	792484M91	1	Frame	FOR 14' TABLE.
	792483M91	1	Frame	FOR 10' TABLE
74	354450X1	1	Pin	
75	640206M1	1	Pinion	
76	353916X1	12	Nut Unf	
77	353446X1	20	Lock Washer	
78	353518X1	17	Screw Unf	
	353519X1	3	Screw Unf	

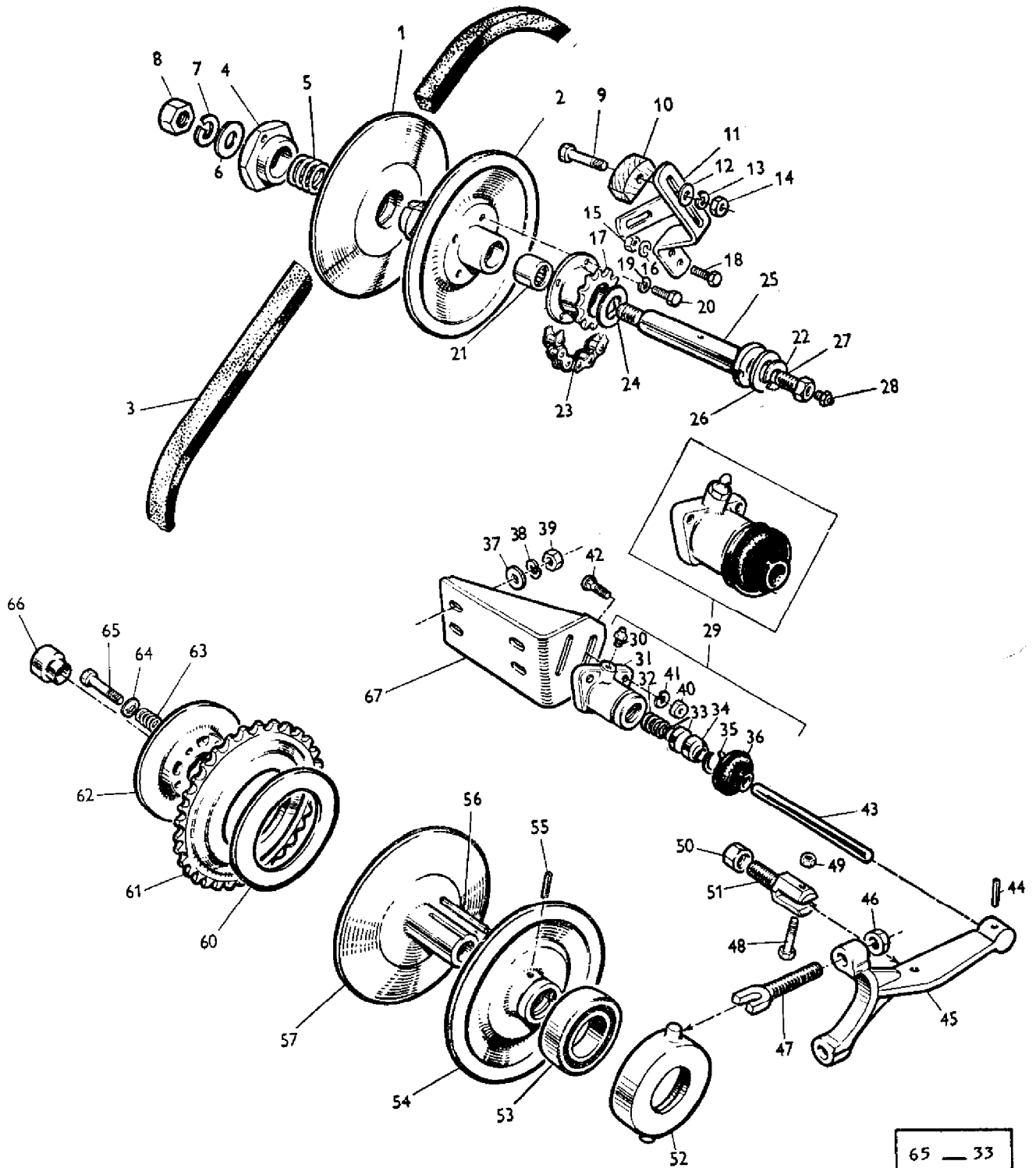
---

---

79	790852M1	1	Shim	
80	792496M91	1	Plate	
81	353536X1	1	Screw Unf	
82	353434X1	1	Lock Washer	
83	355619X1	1	Washer	
84	792495M91	1	Arm	Right Hand
85	792340M1	2	Spacer	
86	353764X1		Washer	
	353777X1		Washer	
87	794589M91	1	Pulley	
88	10240X	1	Pin	
89	637819M1	1	Bearing Carrier	
90	202981M1	1	Carrier	
91	353821X1	5	Bolt Unf	
	353431X1	5	Nut Unf	
	GB1318	5	Washer	
92	353809X1	5	Bolt Unf	
	353431X1	5	Nut Unf	
	353434X1	5	Lock Washer	
93	796027M1	5	Spring	
94	637820M1	1	Clamp	
95	GK5.034	2	Washer	
96	GT163	1	Disc	
97	353702X1	2	Bolt Unc	
	353432X1	2	Lock Washer	

---

VARIATEUR DE RABATTEUR ET DÉBRAYAGE DE SÉCURITÉ  
 REEL DRIVE VARIABLE SPEED PULLEYS AND TABLE AUGER SLIP CLUTCH



65 — 33

AGCO Corporation  
Parts List Report

Massey Ferguson (Europe)

MF 510 COMBINE, ->|

Page 21 - REEL DRIVE VARIABLE SPEED PULLEYS AND TABLE AUGER SLIP CLUTCH

Item	Part Number	Qty	Part Description	Comments
1	791526M1	1	Pulley	
2	791528M91	1	Pulley	
3	790833M1	1	Belt	
4	790829M1	1	Nut	
5	790828M1	1	Spring	
6	353763Z1	1	Washer	
7	353442X1	1	Washer	
8	353920X1	1	Nut Unf	
9	353545X1	11	Screw	
10	791374M1	1	Tightener	
11	791371M91	1	Bearer	
12	353756X1	2	Washer	
13	353434X1	1	Lock Washer	
14	353430X1	2	Nut Unf	
15	353916X1	2	Nut Unf	
16	353446X1	2	Lock Washer	
17	791539M91	1	Sprocket	
18	353518X1	2	Screw Unf	
19	353446X1	4	Lock Washer	
20	353577X1	4	Bolt Unf	
21	831244M1	2	Bearing	
22	353433X1	1	Lock Washer	
23	790834M91	1	Chain	
24	790830M1	2	Washer	
25	794821M1	1	Shaft	
	794820M1	1	Clamp	
26	353760X1	1	Flat Washers	
27	791122M1	1	Bolt	
28	200191M1	1	Nipple	
29	790653M91	1	Cylinder	INCL. REF. 30-36
30	790142M1	1	Valve	
31	790670M1	1	Cylinder Housing	
32	790672M1	1	Spring	
33	791172M1	1	Spacer	
	790702M1		Cap	
	790671M1	1	Piston	
35	22036X	1	Segment	
36	790673M1	1	Cap	
37	353755X1	4	Washer	

---

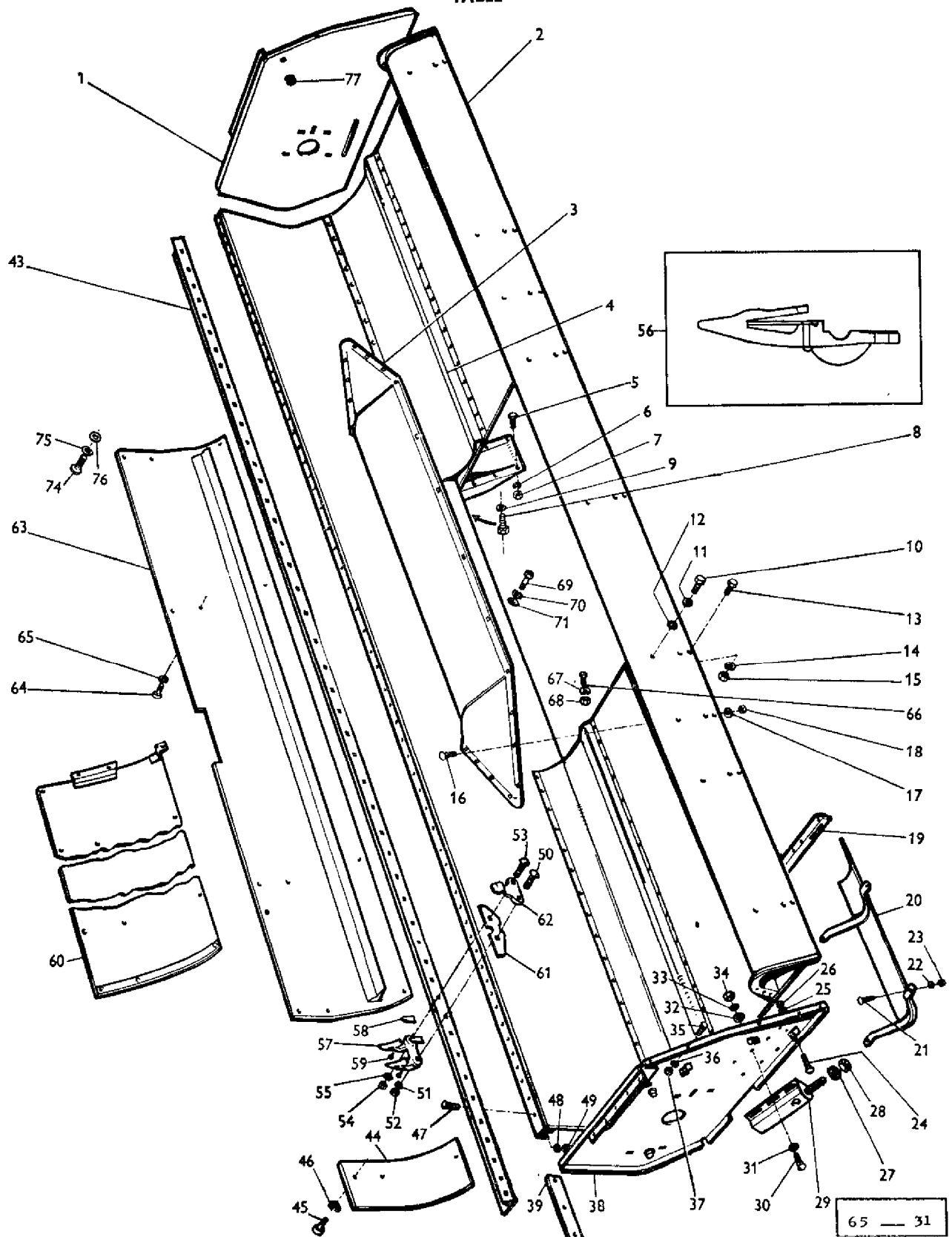
	353754X1	2	Washer
38	353446X1	4	Lock Washer
39	353916X1	4	Nut Unf
40	353918X1	2	Nut Unf
41	353441X1	2	Lock Washer
42	353785X1	2	Bolt Unf
43	790648M1	1	Plunger
44	353481X1	1	Pin
45	790649M91	1	Arm
46	375112X1	2	Nut Unc
47	790835M1	2	Peg
48	791145M1	1	Bolt
49	357558X1	1	Nut
50	790761M1	1	Nut
51	790707M1	1	Pivot
52	791540M1	1	Housing
53	790836M1	1	Bearing
54	791525M91	1	Pulley
55	354450X1	1	Pin
56	790846M1	1	Key Door
57	794498M1	1	Pulley
60	790844M1	2	Washer
61	794515M1	1	Pinion
	794516M1	1	Pinion
62	794504M91	1	Disc
63	215873M1	5	Spring
64	790845M1	5	Guide
65	353897X1	5	Bolt Unc
	353771X1	5	Washer
66	792434M1	1	Spacer
67	790706M91	1	Bracket

---

Number of Teeth/Splines: 49

Number of Teeth/Splines: 41

TABLE



Imprimé en France  
Printed in France

MOISSONNEUSE-BATTEUSE 510-8  
510-8 COMBINE

957 292 M2 - Emission 1 - 11/67  
957 292 M2 - Issue 1 - 11/67

AGCO Corporation  
Parts List Report

Massey Ferguson (Europe)  
MF 510 COMBINE, ->|  
Page 25 - TABLE

Item	Part Number	Qty	Part Description	Comments
1	790735M91	1	Table	
2	796395M91	1	Bearer	12'
	796394M91	1	Windscreen	10'
	796396M91	1	Windscreen	14'
				INCL. 796389M91
3	227487M91	1	Cone	
4	227537M92	1	Bottom	12'
	227538M92	1	Bottom	14'
	227536M92	1	Panel	10'
5	353517X1		Screw Unf	
6	353446X1		Lock Washer	
7	353916X1		Nut Unf	
8	353517X1		Screw Unf	
9	353446X1		Lock Washer	
10	353446X1		Lock Washer	
11	353446X1		Lock Washer	
12	353755X1		Washer	
13	353517X1		Screw Unf	
14	353446X1		Lock Washer	
15	353916X1		Nut Unf	
16	359998X1		Bolt Unf	
17	353446X1		Lock Washer	
18	353916X1		Nut Unf	
19	227512M1	1	Bracket	
20	230916M91	1	Shield	12'
	795248M1	1	Protector	10' AND 12'
	230917M91	1	Shield	14'
	230915M91	1	Shield	10'
	795246M91	1	Shield	10'
				ELEVATOR SIDE.
	795247M91	1	Shield	12'
				ELEVATOR SIDE.
	795245M91	1	Shield	14'
				ELEVATOR SIDE.
	353971X1	1	Screw	FIXING TO KNIFE DRIVING DUAL SHIELD.
	353754X1		Washer	FIXING TO KNIFE DRIVING DUAL SHIELD.
	353441X1	1	Lock Washer	FIXING TO KNIFE DRIVING DUAL SHIELD.
	355564X1	1	Nut Unc	FIXING TO KNIFE DRIVING DUAL SHIELD.
21	353794X1		Bolt Unf	

---

	353796X1	4	Bolt Unf	
	353521X1	2	Bolt Unf	
22	353446X1		Lock Washer	
	353755X1	4	Washer	
23	353916X1		Nut Unf	
24	359998X1		Bolt Unf	
25	353446X1		Lock Washer	
26	353916X1		Nut Unf	
27	355566X1		Nut Unc	
28	375109X1		Nut Unc	
29	790643M93	1	Bearer	
30	353792X1		Bolt Unf	
31	376818X1		Washer	
32	353755X1		Washer	
33	353446X1		Lock Washer	
34	353916X1		Nut Unf	
35	353792X1		Bolt Unf	
36	353446X1		Lock Washer	
37	353916X1		Nut Unf	
38	796386M91	1	Table	
39	230482M1	1	Plate	
43	227572M1	1	Bar	12'
	227573M1	1	Bar	14'
	227571M1	1	Bar	10'
44	227462M91	1	Plate	12'
				Left Hand
	227483M91	1	Shoe	14'
				Left Hand
	791624M91	1	Plate	10'
				Left Hand
	227486M1	2	Plate	10' AND 14'
				Right Hand
45	793190M1	8	Bolt	
46	353432X1		Lock Washer	
47	353794X1		Bolt Unf	
	353793X1	1	Bolt Unf	
48	353446X1		Lock Washer	
49	353916X1		Nut Unf	
50	353813X1		Bolt Unf	
51	353771X1		Washer	
52	353431X1		Nut Unf	
53	353810X1		Bolt Unf	
54	353431X1		Nut Unf	
55	353771X1		Washer	
56	791291M91	1	Guard	
57	640590M91	19	Finger	10'

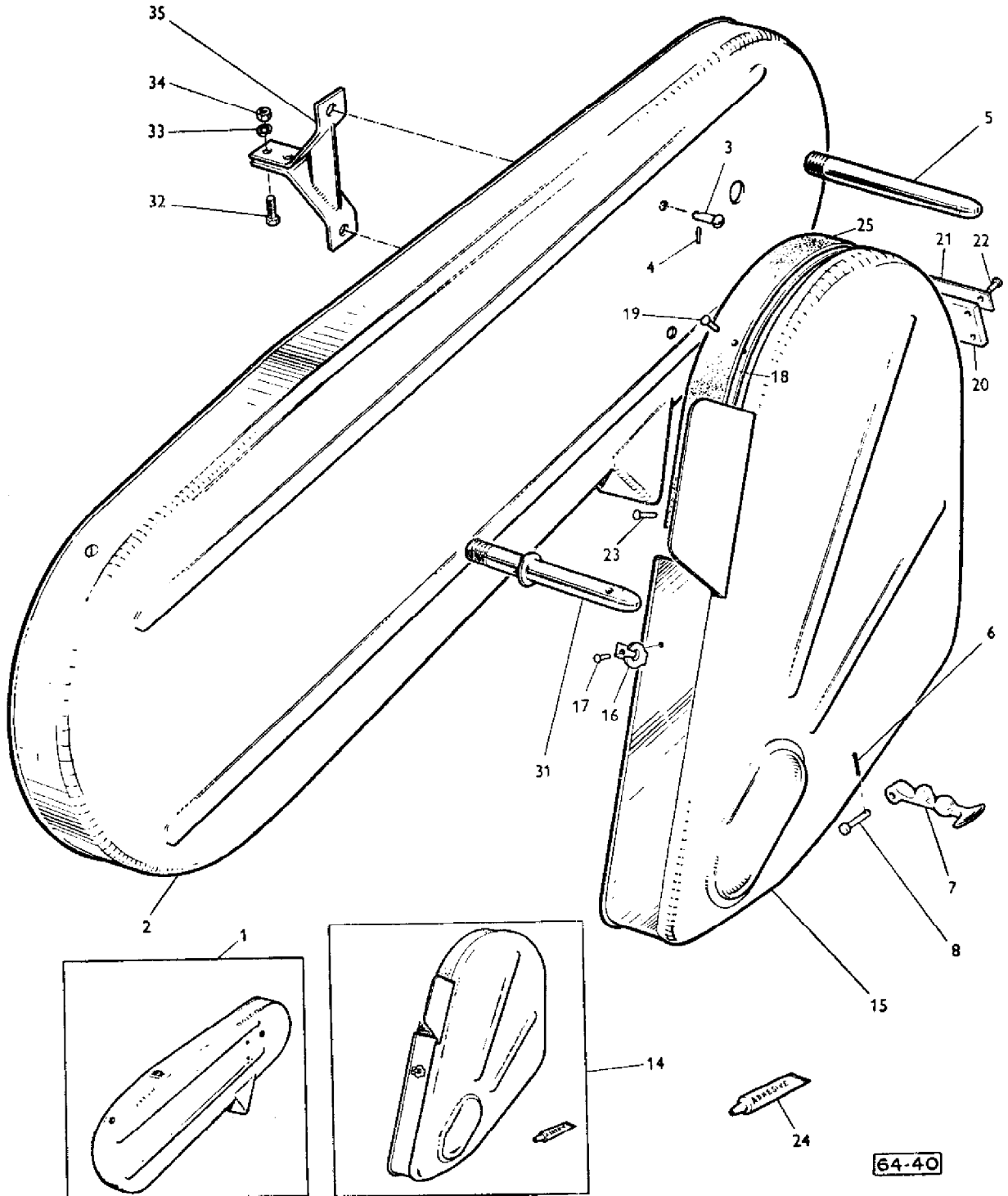
---

---

				INCL. REF. 58 AND 59
	640590M91	23	Finger	12'
				INCL. REF. 57 AND 59
	640590M91	27	Finger	14'
				INCL. REF. 58 AND 59
58	206280M1		Plate	
59	340601X1		Rivet	
60	791623M91	1	Shoe	Right Hand
				10'
	227461M91	1	Shoe	Right Hand
				12'
	227482M91	1	Shoe	Right Hand
				14'
61	206196M1	9	Guide	10'
	206196M1	11	Guide	12'
	206196M1	13	Guide	14'
62	206195M1	9	Clip	10'
	206195M1	11	Clip	12'
	206195M1	13	Clip	14'
63	230446M91	1	Shoe	
64	793191M1	8	Bolt	
	793190M1	2	Bolt	
	793191M1	2	Bolt	
65	353432X1	6	Lock Washer	
66	353516X1		Screw Unf	
67	353446X1		Lock Washer	
68	353916X1		Nut Unf	
69	353559X1	4	Screw Unf	
70	353432X1	4	Lock Washer	
71	353757X1	4	Washer	
74	793190M1	2	Bolt	
75	353432X1	2	Lock Washer	
76	353426X1	2	Nut Unf	
77	793496M1	2	Plug	

---

**GARANT DE TABLE**  
**GUARD ASSEMBLIES TABLE**

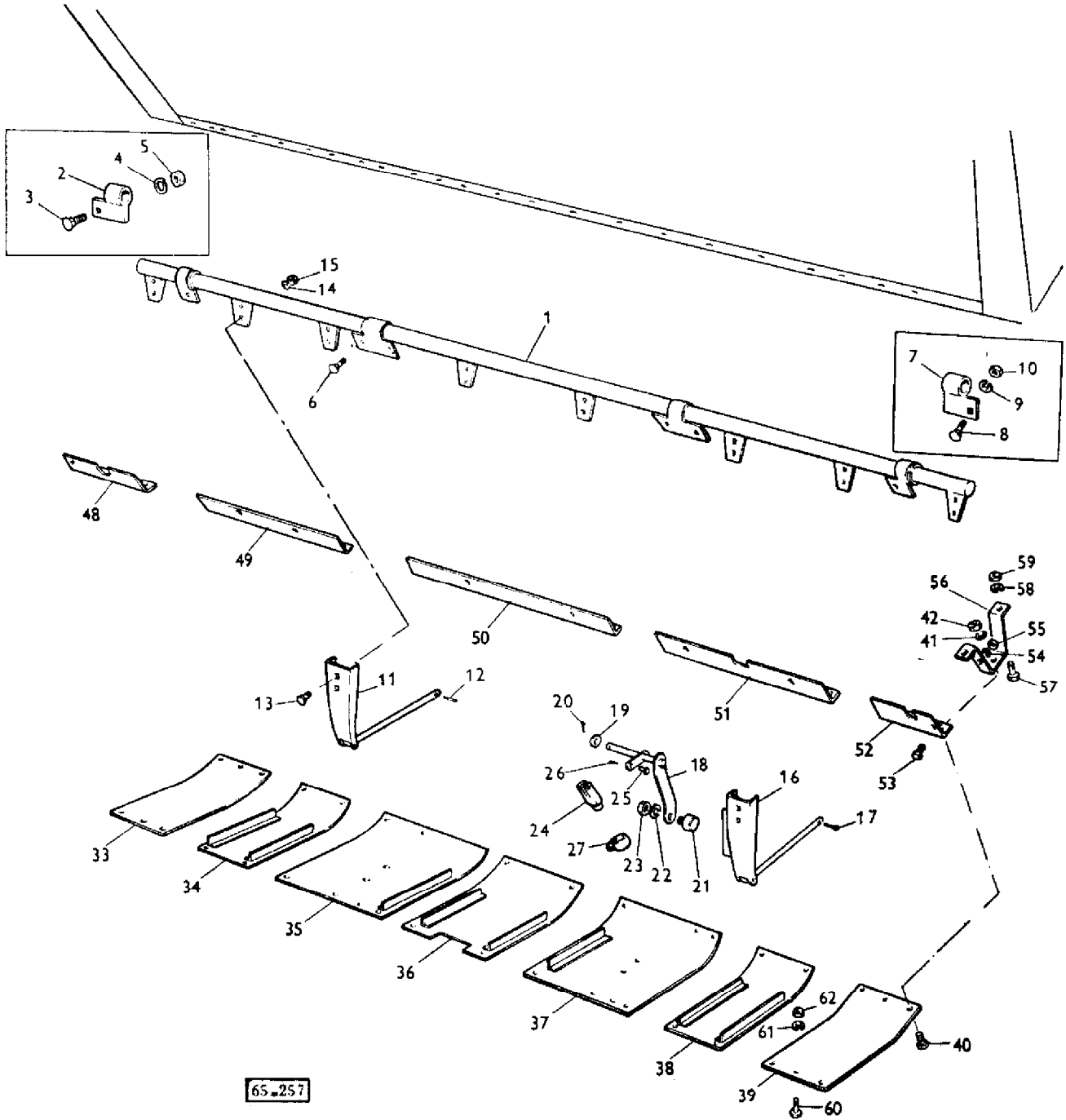


AGCO Corporation  
Parts List Report

Massey Ferguson (Europe)  
MF 510 COMBINE, ->|  
Page 29 - GUARD-LOWER PARTS

Item	Part Number	Qty	Part Description	Comments
1	794517M91	1	Guard	INCL. REF. 2 TO 4
2	794521M1	1	Guard	
3	832144M1	4	Stud	
4	831786M1	7	Stud	
5	791181M1	2	Peg	
6	354039X1	4	Cotter	
7	403657M1	2	Fastener	
8	403660M1	2	Pin	
14	794936M91	1	Guard	INCL. REF. 15 TO 25
15	793126M1	1	Guard	
16	403659M1	2	Angle	
17	29017X	4	Rivet	
18	791209M2	1	Strip	
19	791214M1	5	Rivet	
20	791212M1	2	Protector	
21	791213M1	2	Strip	
22	791487M1	2	Rivet	
23	376434X1	2	Rivet	
24	211792M1		Adhesive	
25	791210M2	1	Flap	
31	791197M91	1	Peg	
32	353503X1	2	Screw Unf	
33	353441X1	2	Lock Washer	
34	353918X1	2	Nut Unf	
35	794518M91	1	Arm	
	828224M1	2	Spring	
35	16892X	4	Rivet	

CONTROLE AUTOMATIQUE DE HAUTEUR DE COUPE  
TABLE WHIT AUTOMATIC HEIGHT CONTROL



AGCO Corporation  
Parts List Report

Massey Ferguson (Europe)

MF 510 COMBINE, ->|

Page 30 - TABLE WITH AUTOMATIC HEIGHT CONTROL

Item	Part Number	Qty	Part Description	Comments
1	795586M91	1	Clevis Pin	(A)
	795588M91	1	Clevis Pin	(B)
	796148M91	1	Pivot	(C)
2	795624M91	1	Bearing	(A) Right Hand
3	793190M1	1	Bolt	(A, B, C)
4	353432X1	1	Lock Washer	(A, B, C)
5	353426X1	1	Nut Unf	(A, B, C)
6	793191M1	2	Bolt	(A, B, C)
7	795616M91	1	Bearing	(A) Left Hand
8	793190M1	1	Bolt	(A, B, C)
9	353432X1	1	Lock Washer	(A, B, C)
10	353426X1	1	Nut Unf	(A, B, C)
11	795584M91	5	Finger	(A) 795603M1, 795615M1, 795640M1, 16927X
11	795584M91	7	Finger	(B, C) 795603M1, 795615M1, 795640M1, 16927X
	795603M1	1	Finger	(A, B, C)
	795615M1	1	Finger	(A, B, C)
	795640M1	1	Arm	(A, B, C)
	16927X	1	Rivet	(A, B, C)
12	354087X1	5	Pin	(A)
12	354087X1	7	Pin	(B, C)
13	353825X1	12	Bolt Unf	(A)
13	353825X1	16	Bolt Unf	(B, C)
14	353432X1	12	Lock Washer	(A)
14	353432X1	16	Lock Washer	(B, C)
15	353428X1	12	Nut Unf	(A)
15	353428X1	16	Nut Unf	(B, C)
16	795585M91	1	Finger	(A, B, C) 795600M91, 795615M1, 795640M1, 19927X
	795600M91	1	Finger	(A, B, C)
	795615M1	1	Finger	(A, B, C)
	795640M1	1	Arm	(A, B, C)
17	354087X1	1	Pin	(A, B, C)

---

18	785241M91	1	Crank	(A, B, C)
19	796459M1	1	Washer	(A, B, C)
20	354059X1	1	Pin	(A, B, C)
21	795643M1	1	Follower	(A, B, C)
22	353432X1	1	Lock Washer	(A, B, C)
23	353426X1	1	Nut Unf	(A, B, C)
24	796788M1	1	Yoke	(A, B, C)
25	361291X1	1	Pin	(A, B, C)
26	354039X1	1	Cotter	(A, B, C)
27	796088M1	1	Collar	(A, B, C)
33	796237M1	1	Plate	(A)
	796245M1	1	Shoe	(B)
	796252M91	1	Shoe	(C)
34	796253M91	1	Shoe	(A, B)
	796250M91	1	Shoe	(C)
35	796252M91	1	Shoe	(A, B, C)
36	796250M91	1	Shoe	(A)
	796249M91	1	Shoe	(B, C)
37	796268M92	1	Shoe	(A, B, C)
38	796253M91	1	Shoe	(A, B)
	796250M91	1	Shoe	(C)
39	796238M1	1	Shoe	(A)
	796245M1	1	Shoe	(B)
	796259M91	1	Shoe	(C)
40	353561X1	2	Screw Unf	(A, B, C)
41	353432X1	2	Lock Washer	(A, B, C)
42	353426X1	2	Nut Unf	(A, B, C)
48	796227M1	1	Plate	(B)
				Right Hand
	796483M1	1	Plate	(C)
				Right Hand
49	796231M1	1	Plate	(A)
				Right Hand
	796233M1	1	Plate	(B)
				Right Hand
	796235M1	1	Plate	(C)
				Right Hand
50	796220M1	1	Plate	(A, B, C)
51	796260M1	1	Plate	(A)
				Left Hand
	796232M1	1	Plate	(B)
				Left Hand
	796234M1	1	Plate	(C)
				Left Hand
52	796224M1	1	Plate	(B)
				Left Hand

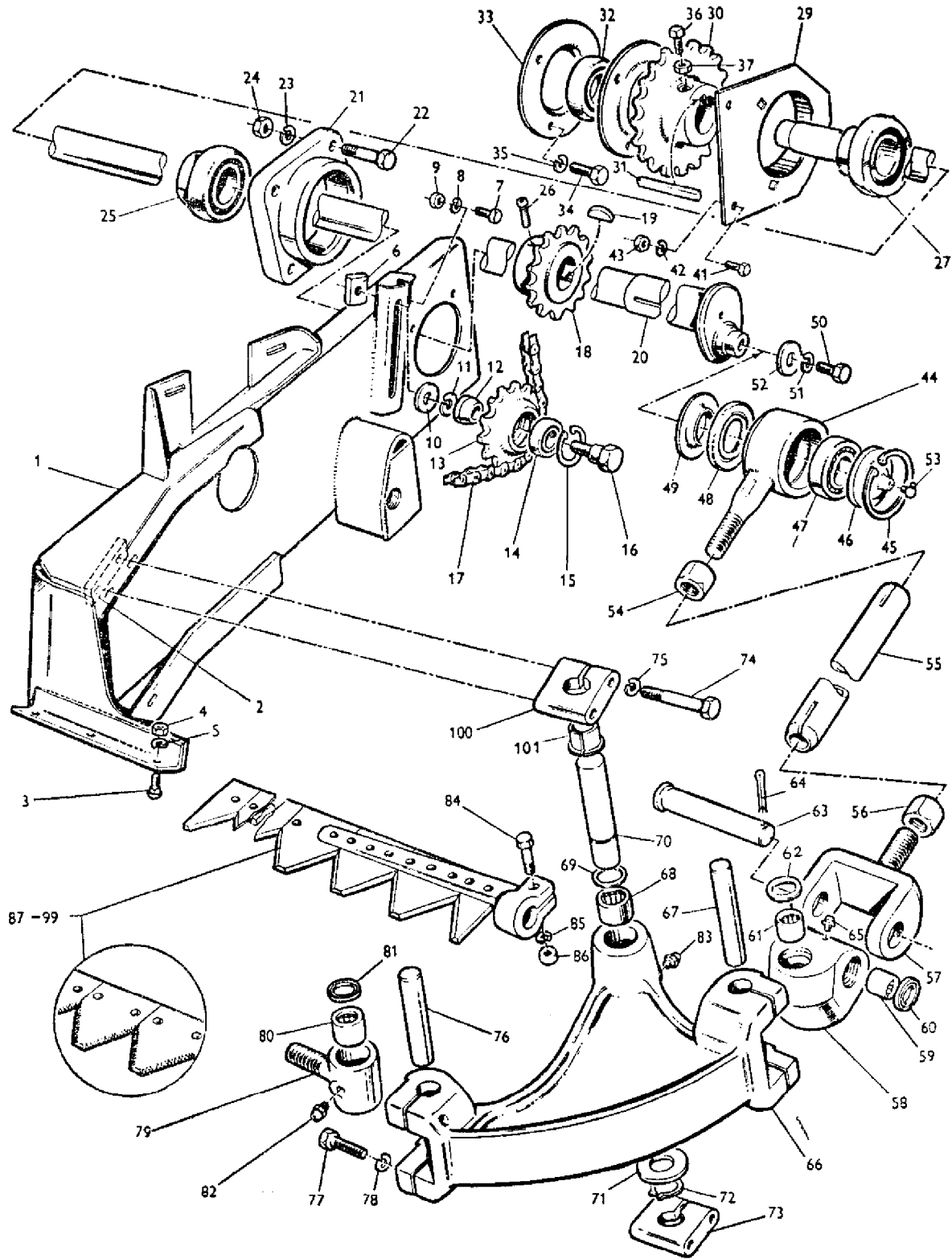
---

---

	796482M1	1	Plate	(C)
				Left Hand
53	353559X1	16	Screw Unf	(A)
53	353559X1	18	Screw Unf	(B)
53	353559X1	20	Screw Unf	(C)
54	354432X1	16	Bolt Unf	(A)
54	354432X1	18	Bolt Unf	(B)
54	354432X1	20	Bolt Unf	(C)
55	353426X1	16	Nut Unf	(A)
55	353426X1	18	Nut Unf	(B)
55	353426X1	20	Nut Unf	(C)
56	795617M1	2	Bracket	(A, B, C)
57	353519X1	4	Screw Unf	(A, B, C)
58	353446X1	4	Lock Washer	(A, B, C)
59	353916X1	4	Nut Unf	(A, B, C)
60	793190M1	10	Bolt	(A, B, C)
61	353432X1	10	Lock Washer	(A, B, C)
62	353426X1	10	Nut Unf	(A, B, C)
				(A)
				10'
				(B)
				12'
				(C)
				14'

---

**LAME ET COMMANDE DE LAME**  
**KNIFE AND DRIVE ARRANGEMENT**



**65 - 295**

AGCO Corporation  
Parts List Report

Massey Ferguson (Europe)

MF 510 COMBINE, ->|

Page 34 - KNIFE AND DRIVE ARRANGEMENT

Item	Part Number	Qty	Part Description	Comments
1	790533M93	1	Bracket	
2	233048M1	2	Bar	
3	353793X1	6	Bolt Unf	
4	353916X1	6	Nut Unf	
5	353446X1	6	Lock Washer	
6	226797M1	1	Nut	
7	353517X1	4	Screw Unf	
8	353446X1	3	Lock Washer	
9	353916X1	3	Nut Unf	
10	353757X1	2	Washer	
11	353432X1	1	Lock Washer	
12	228571M1	1	Spacer	
13	226634M1	1	Sprocket	
14	175047M1	1	Bearing	
15	355602X1	2	Circlip	
16	791133M1	1	Stud	
17	794712M91	1	Chain	
18	796003M1	1	Sprocket	
19	29256X	1	Key	
20	794556M91	1	Shaft	10'
	794557M91	1	Shaft	12'
	794558M91	1	Shaft	14'
21	228574M1	1	Flange	
22	353523X1	4	Bolt Unf	
23	353446X1	4	Lock Washer	
24	353916X1	4	Nut Unf	
25	832659M1	1	Bearing	
26	354138X1	1	Screw	
27	831778M1	1	Bearing	
29	794567M91	1	Bearing	
30	795007M91	1	Sprocket	
31	MP1388	1	Key Door	
32	831087M1	1	Bearing	
33	831834M1	2	Flange	
34	353517X1	3	Screw Unf	
35	353446X1	3	Lock Washer	
36	355208X1	2	Screw Unc	
37	375110X1	2	Nut Unc	
41	353518X1	2	Screw Unf	

---

42	353446X1	2	Lock Washer
43	353916X1	2	Nut Unf
44	790537M1	1	Housing
45	22289X	1	Circlip
46	218183M1	1	Cap
47	14292X	1	Bearing
48	213289M1	1	Plate
49	213290M1	1	Plate
50	353691X1	1	Screw Unc
51	22764X	1	Lock Washer
52	DV4254	1	Washer
53	MP1059	1	Lubricator
54	228566M1	1	Nut
55	228565M1	1	Pitman
56	228562M1	1	Nut
57	228568M1	1	Fork
58	791351M2	1	Block
59	832462M1	2	Bearing
60	832463M1	2	Seal
61	832462M1	2	Bearing
62	832463M1	2	Seal
63	233042M1	1	Pin
64	354070X1	1	Pin
65	13811X	1	Grease Nipple
66	228567M2	1	Bellcrank
67	233047M1	1	Pin
68	831244M1	2	Bearing
69	831245M1	1	Seal
70	228573M1	1	Shaft
71	832459M1	1	Washer
72	208505M1	1	Circlip
73	228552M1	1	Bearing
74	353579X1	4	Bolt Unf
75	353432X1	4	Lock Washer
76	791398M1	1	Pin
77	353563X1	4	Bolt Unf
78	353432X1	4	Lock Washer
79	228575M1	1	Swivel
80	195513M1	2	Bearing
81	195321M1	2	Seal
82	MP1056	1	Grease Nipple
83	MP1056	1	Grease Nipple
84	353544X1	1	Screw Unf
85	353434X1	1	Lock Washer
86	353431X1	2	Nut Unf
87	230890M91	2	Knife

---

---

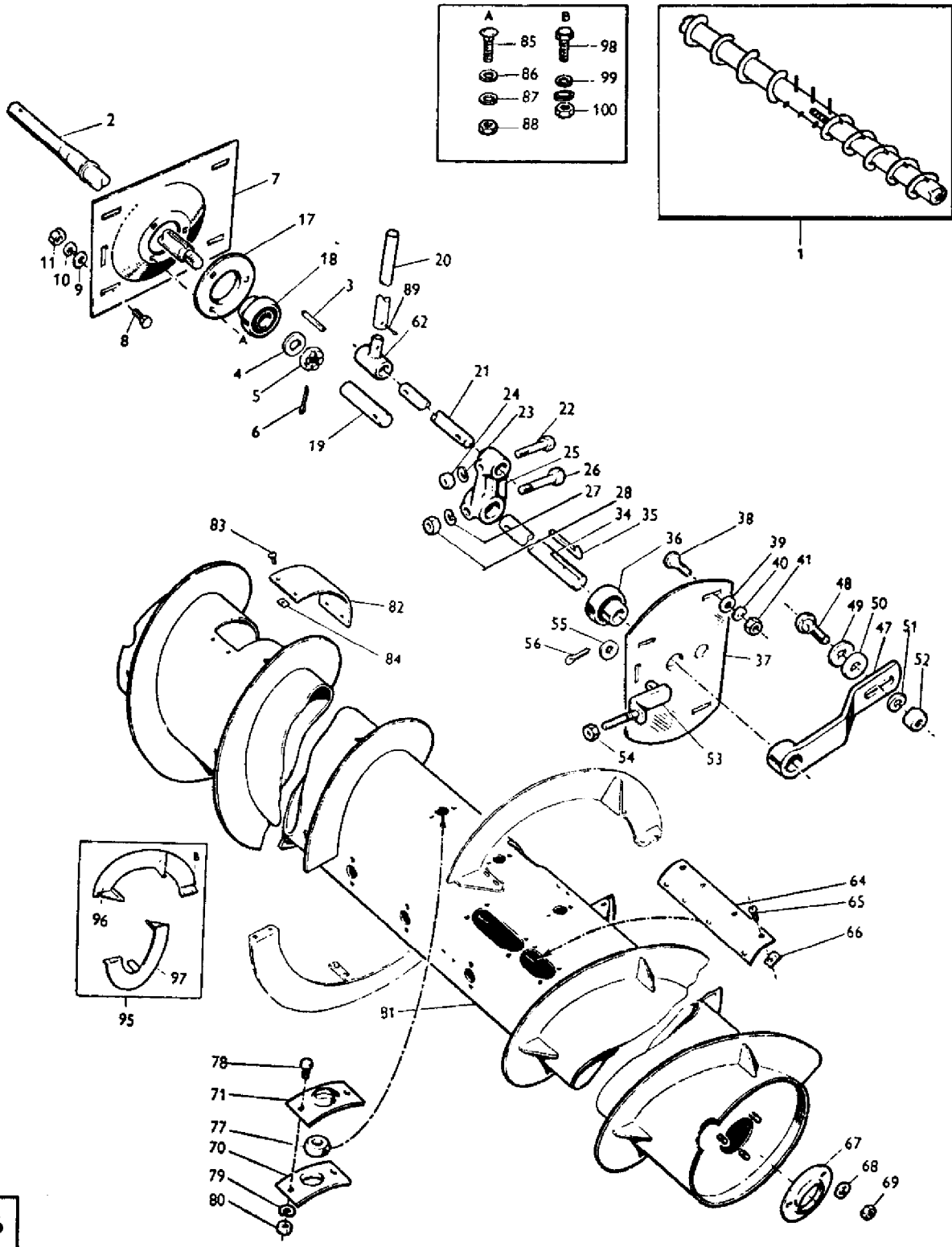
				(A)
	228577M91	2	Knife	12'
				(A)
	228578M91	1	Knife	14'
				(A)
89	206236M1	37	Section	10'
	206236M1	45	Section	12'
	206236M1	53	Section	14'
90	206237M1	2	Section	
91	647116M1	1	Section	Left Hand
	790863M1	1	Section	Right Hand
95	228590M1	1	Bar	10'
	230891M1	1	Stem	12'
	228591M1	1	Knife Back	14'
96	228589M1	1	Head	
97	10852X	4	Rivet	
98	10405X	5	Rivet	
99	10404X	75	Rivet	10'
	10404X	91	Rivet	12'
	10404X	107	Rivet	14'
100	793343M1	1	Housing	
101	793344M1	1	Bearing	

(A)

COMPRISES ITEMS 89 TO 91 AND 95 TO 99.

---

**VIS D'ALIMENTATION  
TABLE AUGER**



**65-296**

Imprimé en France  
Printed in France

MOISSONNEUSE-BATTEUSE 510-8  
510-8 COMBINE

957 292 M2 - Emission 1 - 11/67  
957 292 M2 - Issue 1 - 11/67

AGCO Corporation  
Parts List Report

Massey Ferguson (Europe)  
MF 510 COMBINE, ->|  
Page 38 - TABLE AUGER

Item	Part Number	Qty	Part Description	Comments
1	796669M91	1	Table Auger	INCL. REF. 2 TO 89 12'
	910523M91	1	Table Auger	INCL. REF. 2 TO 89 14'
	796668M91	1	Table Auger	INCL. REF. 2 TO 89 10'
2	792461M1	1	Shaft	
3	MP1397	1	Key Door	
4	353763X1	1	Washer	
5	353929X1	1	Nut Unf	
6	353071X1	1	Pin	
7	791227M91	1	Plate	
8	353792X1	4	Bolt Unf	
9	376818X1	1	Washer	
10	353446X1	4	Lock Washer	
11	353916X1	4	Nut Unf	
17	541388M2	1	Flange	
	794616M1	1	Flange	
18	791386M1	1	Bearing	
19	228025M1	1	Shaft	
20	794790M1	13	Finger	
21	796563M1	1	Shaft	
22	353527X1	2	Screw	
23	353446X1	2	Lock Washer	
24	353916X1	2	Nut Unf	
25	228026M1	2	Crank	
26	353548X1	2	Bolt Unf	
27	353434X1	2	Lock Washer	
28	353431X1	2	Nut Unf	
34	796559M1	1	Shaft	Right Hand 12'
	796560M1	1	Shaft	Right Hand 14'
	796558M1	1	Shaft	Right Hand 10'
35	MP1101	1	Key Door	
36	353134X1	3	Bearing Assy	
37	226633M1	1	Plate	
38	353792X1	4	Bolt Unf	

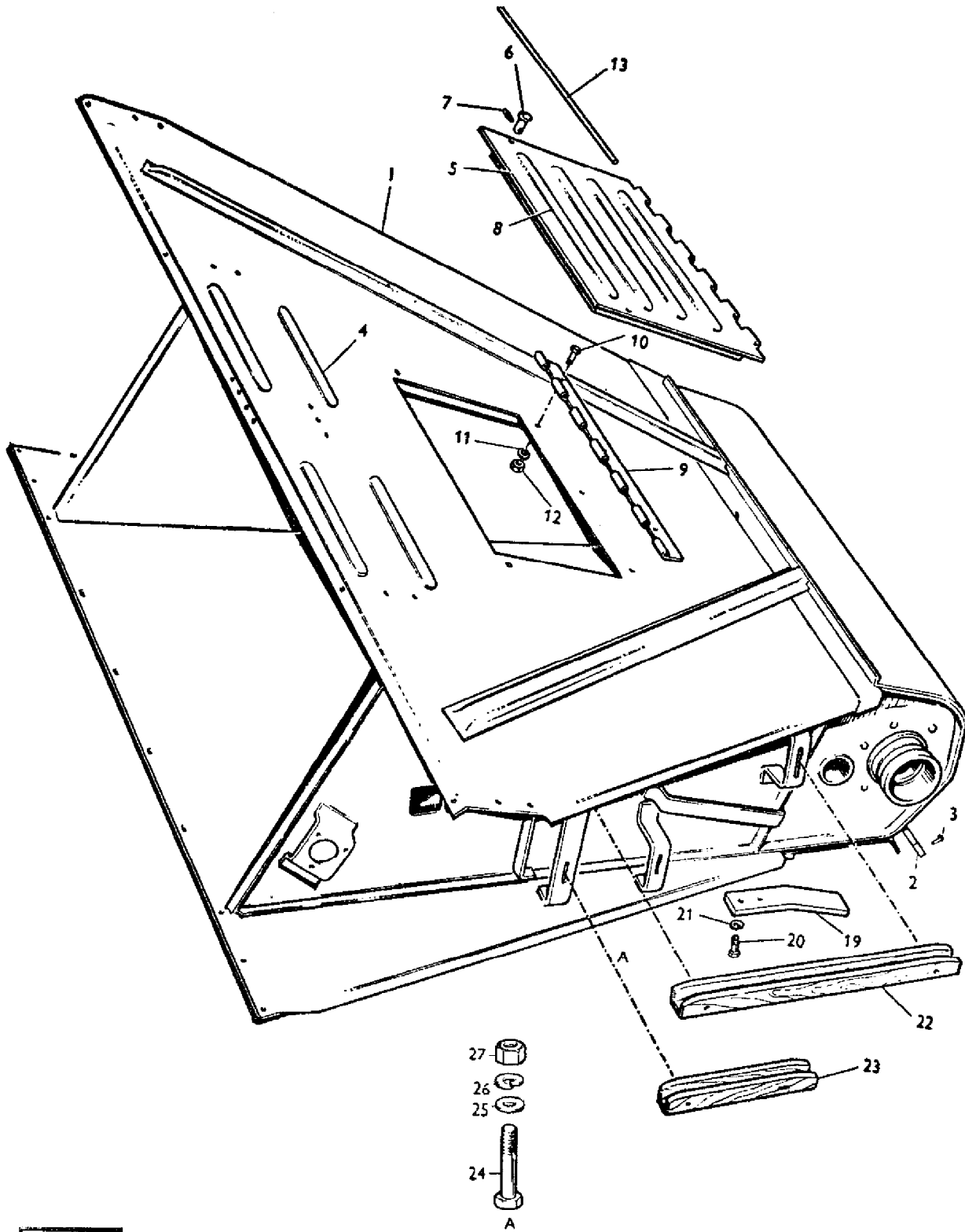
39	376818X1	4	Washer	
40	353446X1	4	Lock Washer	
41	353916X1	4	Nut Unf	
	226631M91	1	Arm	
48	353827X1	1	Bolt Unf	
49	19691X	2	Washer	
50	353757X1	1	Washer	
51	353432X1	1	Lock Washer	
52	353426X1	1	Nut Unf	
53	791220M91	2	Bolt	
54	353916X1	4	Nut Unf	
55	10986X	2	Washer	
56	354057X1	2	Pin	
62	796562M1	13	Holder	
64	796604M1	4	Cover	
65	355862X1	16	Screw	
66	355861X1	16	Nut	
67	22691X	6	Flange	
68	353434X1	9	Lock Washer	
69	355566X1	9	Nut Unc	
70	219439M2	13	Flange	
71	219440M3	13	Socket	
77	238796M1	13	Ball	
78	353502X1	26	Screw Unf	
79	353441X1	26	Lock Washer	
80	353918X1	26	Nut Unf	
81	796619M91	1	Screw	10'
	796620M91	1	Auger	12'
	910515M91	1	Auger	14'
82	792462M1	1	Cover	
83	355862X1	4	Screw	
84	355861X1	4	Nut	
85	353807X1	3	Screw Unf	
86	353756X1	3	Washer	
87	353434X1	3	Lock Washer	
88	353431X1	3	Nut Unf	
89	363792X1	13	Pin	
95		1	Auger	INCL. REF. 96 TO 100
96	231322M91	1	Flight	Right Hand
97	231323M91	1	Flight	Left Hand
98	353516X1	8	Screw Unf	
99	353446X1	8	Lock Washer	
	353755X1	8	Washer	
100	353916X1	8	Nut Unf	
				NOT ILLUSTRATED
	796611M91	1	Extension	

---

796609M91	1	Extension
353516X1	4	Screw Unf
353755X1	4	Washer
353446X1	4	Lock Washer
353916X1	4	Nut Unf

---

ÉLÉVATEUR A RÉCOLTE - CAISSON  
 TABLE ELEVATOR - HOUSING



65-297

Imprimé en France  
 Printed in France

MOISSONNEUSE-BATTEUSE 510-8  
 510-8 COMBINE

957 292 M2 - Emission 1 - 11/67  
 957 292 M2 - Issue 1 - 11/67

AGCO Corporation  
Parts List Report

Massey Ferguson (Europe)

MF 510 COMBINE, ->|

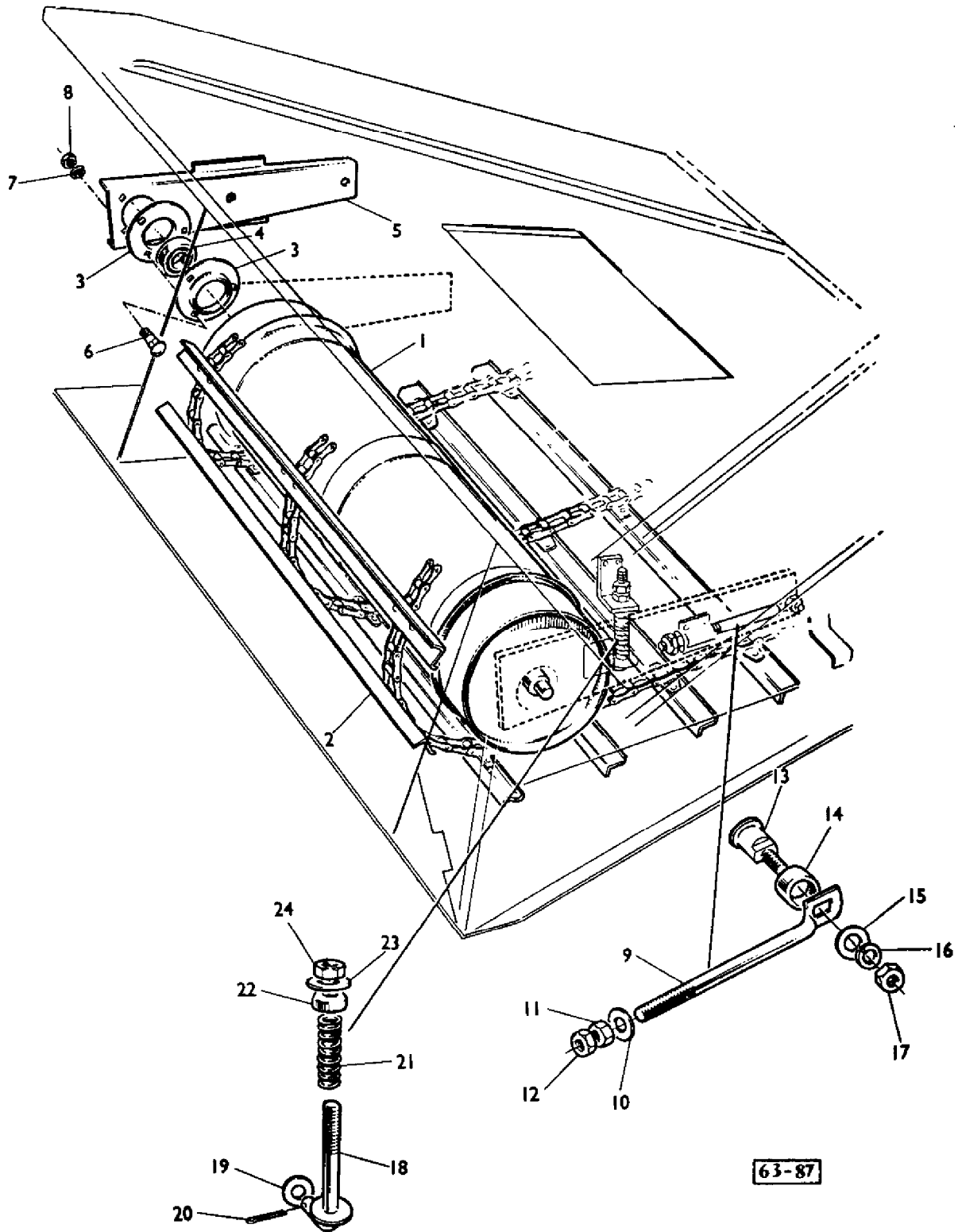
Page 42 - TABLE ELEVATOR HOUSING

---

Item	Part Number	Qty	Part Description	Comments
1	904315M92	1	Elevator	INCL. REF. 2 AND 3
2	226656M1	1	Band	
3	29033X	9	Rivet	
4	230561M1	4	Band	
5	227723M91	1	Door	
6	832279M1	2	Stud	
7	832140M1	2	Pin	
8	227731M1	4	Band	
9	227693M1	1	Hinge	
10	353516X1	3	Screw Unf	
11	353446X1	3	Lock Washer	
12	353916X1	3	Nut Unf	
13	238276M1	1	Rod	
19	226666M1	3	Bearer	
20	353519X1	6	Screw Unf	
21	353446X1	6	Lock Washer	
22	796721M1	1	Tightener	
23	796720M1	1	Tightener	
24	354505X1	4	Bolt Unf	
	796717M1	4	Sleeve	
25	353756X1	8	Washer	
26	353434X1	4	Lock Washer	
27	353431X1	4	Nut Unf	

---

ÉLÉVATEUR A RÉCOLTE  
ELEVATOR TO CYLINDER

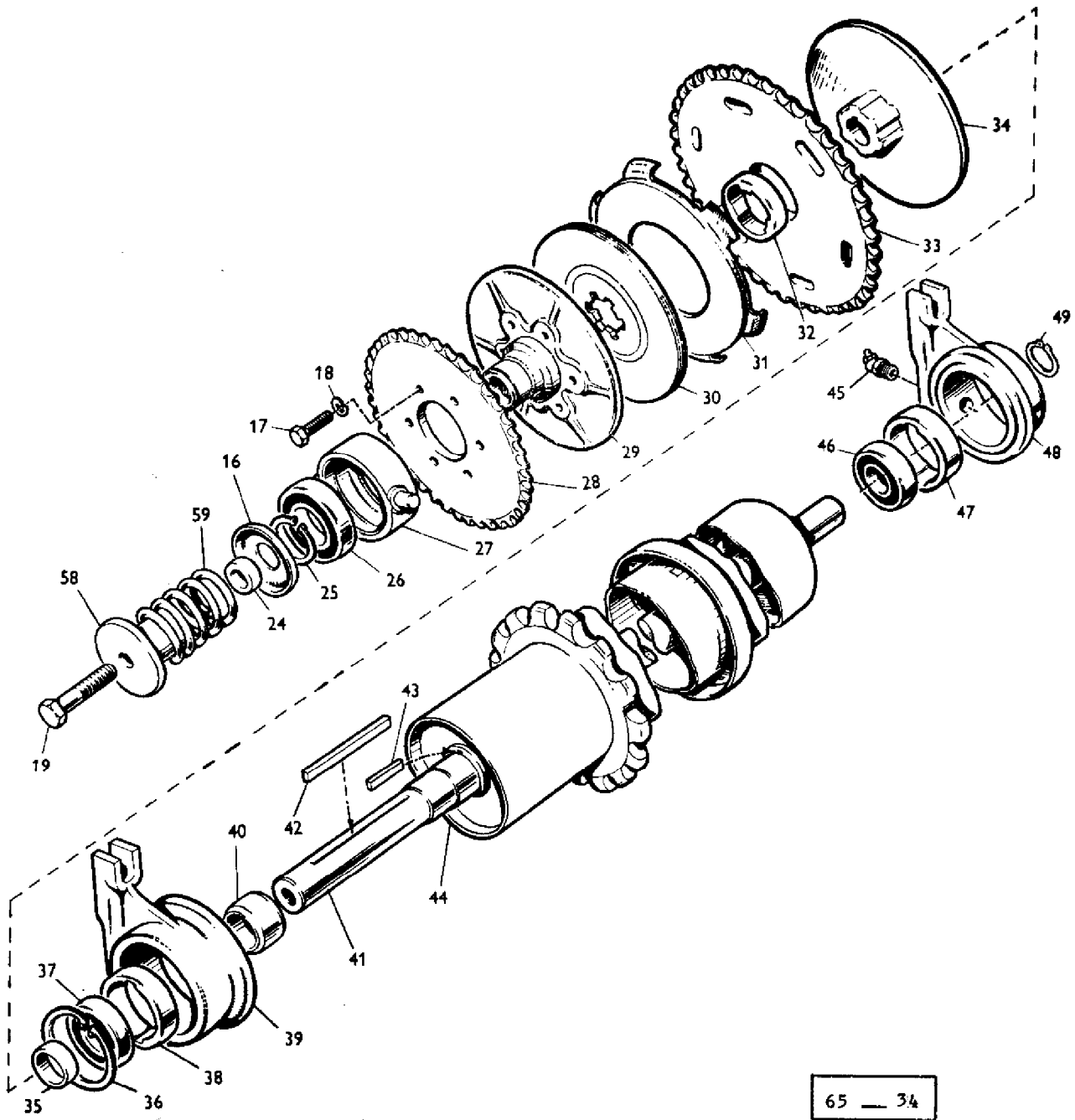


AGCO Corporation  
Parts List Report

Massey Ferguson (Europe)  
MF 510 COMBINE, ->|  
Page 45 - ELEVATOR TO CYLINDER

Item	Part Number	Qty	Part Description	Comments
1	226638M91	1	Drum	
2	796924M91	1	Chain	
	796921M1	34	Slat	
2	12970X	136	Rivet	
	243503M91	1	Chain	Left Hand
	243504M91	1	Chain	
2	243505M91	1	Chain	Right Hand
3	22286X	4	Flange	
	240427M1	2	Cowl	
3	240426M1	2	Washer	
4	831112M1	2	Bearing	
5	226636M91	2	Arm	
6	353517X1	6	Screw Unf	
7	353446X1	6	Lock Washer	
8	353916X1	6	Nut Unf	
9	230888M2	2	Tightener	
10	353760X1	2	Flat Washers	
11	375112X1	2	Nut Unc	
12	375099X1	2	Nut Unc	
13	230887M1	2	Stud	
14	919431M1	2	Retainer	
15	831853M1	2	Washer	
16	353433X1	2	Lock Washer	
16	353427X1	2	Nut Unf	
18	224091M91	2	Support	
19	353760X1	2	Flat Washers	
20	354076X1	2	Pin	
21	224131M1	2	Spring	
22	831127M1	2	Washer	
23	353760X1	2	Flat Washers	
24	375112X1	4	Nut Unc	

**ÉLEVATEUR A RÉCOLTE**  
**arbre supérieur**  
**ELEVATOR TO CYLINDER**  
**Top shaft**



65 — 34

AGCO Corporation  
Parts List Report

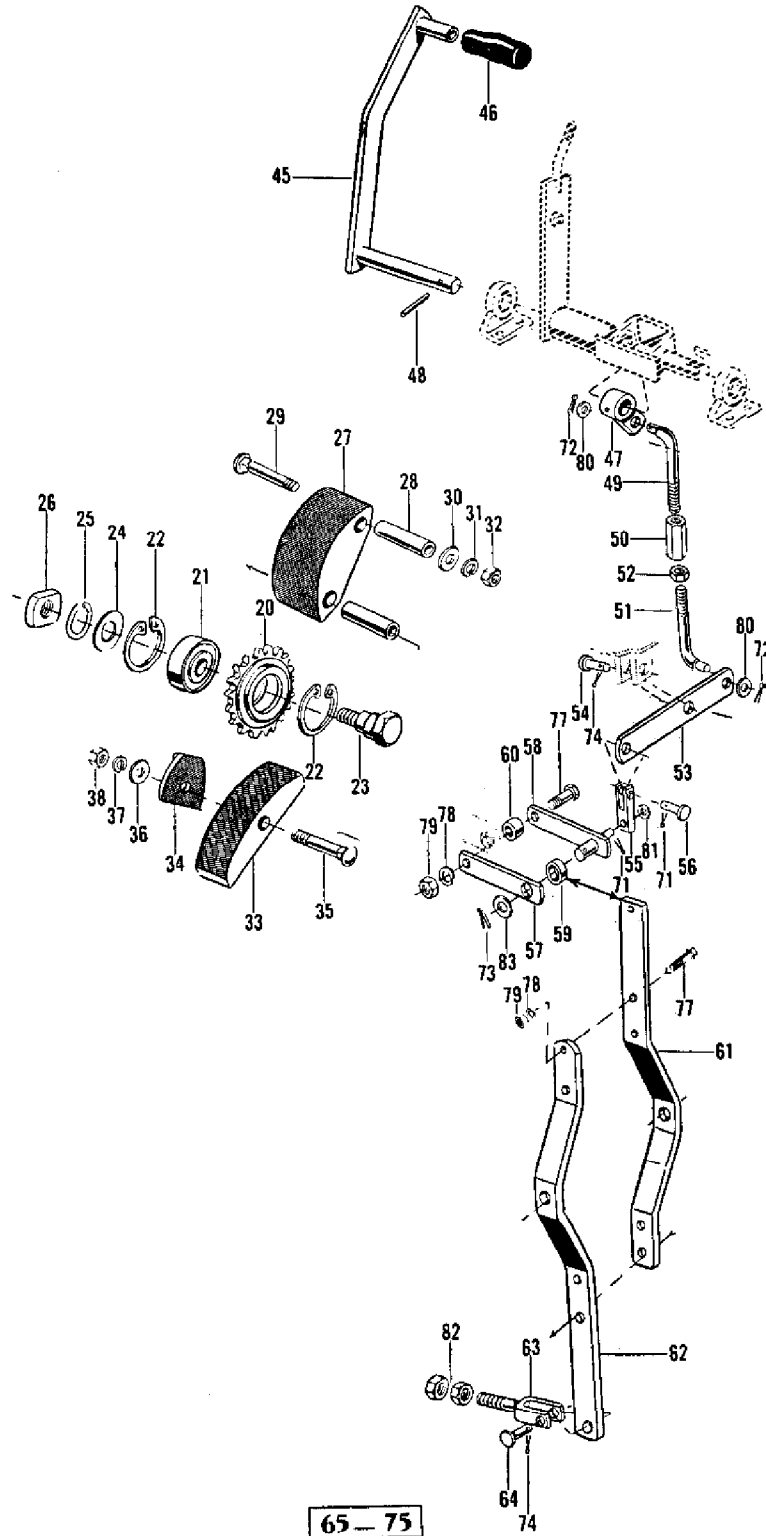
Massey Ferguson (Europe)

MF 510 COMBINE, ->|

Page 46 - ELEVATOR TO CYLINDER - TOP SHAFT

Item	Part Number	Qty	Part Description	Comments
16	226580M1	1	Retainer	
17	353678X1	6	Screw Unc	
17	353678X1	6	Screw Unc	
18	353446X1	6	Lock Washer	
19	832069M1	1	Bolt	
24	90537M1	1	Spacer	
25	350394X1	1	Ring	
26	353236X1	1	Bearing	
27	228545M1	1	Housing	
28	226582M1	1	Sprocket	
29	226581M2	1	Disc	
30	226586M91	2	Disc	
31	226583M91	2	Disc	
32	226593M1	1	Bearing	
33	226589M1	1	Sprocket	
34	226590M91	1	Hub	
35	361092X1	1	Spacer	
36	352433X1	1	Circlip	
37	831822M1	1	Bearing	
38	832077M1	1	Cup	
39	226885M1	1	Support	
40	226594M1	1	Spacer	
41	226604M91	1	Shaft	
42	360587X1	1	Key Door	
43	353186X1	2	Key Parallel	
44	226595M92	1	Drum	
45	19575X	2	Grease Nipple	
46	831822M1	1	Bearing	
47	832077M1	1	Cup	
48	226885M1	1	Support	
49	352699X1	1	Ring	
58	243046M1	1	Sleeve	
59	665184M1	1	Spring	
61	240931M1	1	Extension	
62	13811X	1	Grease Nipple	

**DÉBRAYAGE DE TABLE**  
**TABLE THROW OUT CLUTCH**



65 - 75

AGCO Corporation  
Parts List Report

Massey Ferguson (Europe)

MF 510 COMBINE, ->|

Page 49 - TABLE THROUGH OUT CLUTCH

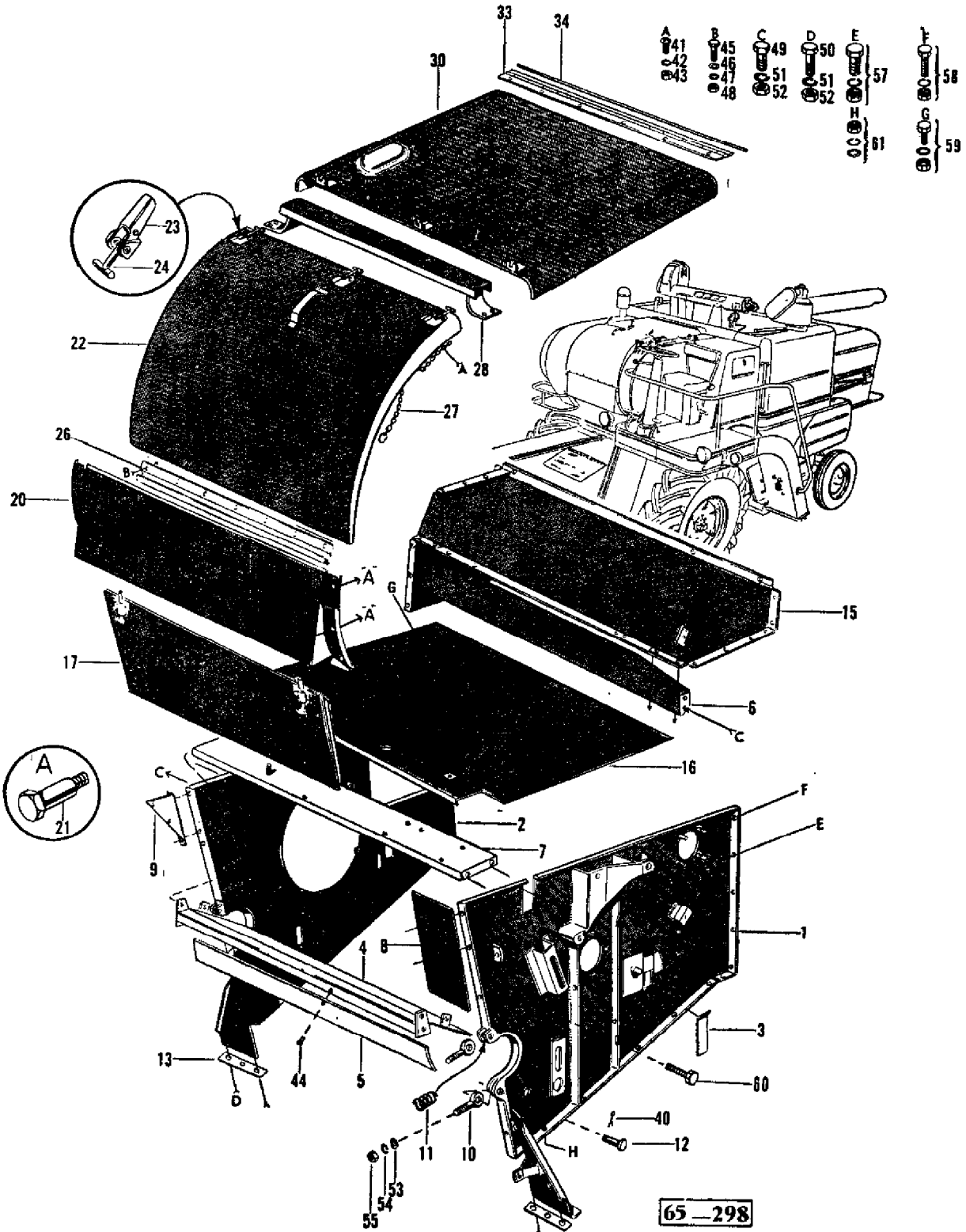
Item	Part Number	Qty	Part Description	Comments
20	219348M1	1	Sprocket	
21	22258X	1	Bearing Assy	
22	208230M1	2	Ring	
23	219349M1	1	Stud	
24	353760X1	1	Flat Washers	
25	353433X1	1	Lock Washer	
26	227974M1	1	Nut	
27	234487M1	1	Guide	
28	234488M1	2	Sleeve	
29	354842X1	2	Bolt Unf	
30	353758X1	2	Washer	
31	353439X1	2	Lock Washer	
32	353437X1	2	Nut Unf	
33	GR5057	1	Block	
34	234807M1	1	Bracket	
35	353804X1	1	Bolt Unf	
36	353755X1	1	Washer	
37	353446X1	1	Lock Washer	
38	353916X1	1	Nut Unf	
45	910061M91	1	Lever	
46	230601M1	1	Handle	
47	240706M91	1	Hub	
48	13587X	1	Pin	
49	234757M1	1	Rod	
50	234758M1	1	Buckle	
51	234759M1	1	Rod	
52	375111X1	1	Nut Unc	
53	234763M1	1	Bar	
54	195407M1	1	Clevis Pin	
55	234764M1	1	Link	
56	831174M1	1	Pin	
57	234760M1	1	Strap	
58	234761M91	1	Pin	
59	228539M1	1	Roller	
60	228538M1	1	Spacer	
61	240520M1	1	Lever	
62	228544M1	1	Lever	
63	228547M91	1	Clevis	
64	195402M1	1	Pin	

---

71	354048X1	X	Pin
72	354057X1	X	Pin
73	354059X1	X	Pin
74	354066X1	X	Pin
77	353522X1	5	Bolt Unf
	353446X1	5	Lock Washer
79	353916X1	X	Nut Unf
80	353756X1	X	Washer
81	353757X1	X	Washer
82	353428X1	X	Nut Unf
83	353759X1	X	Washer

---

**CAISSON DE BATTAGE  
CYLINDER HOUSING**



65-298

AGCO Corporation  
Parts List Report

Massey Ferguson (Europe)  
MF 510 COMBINE, ->|  
Page 50 - CYLINDER HOUSING

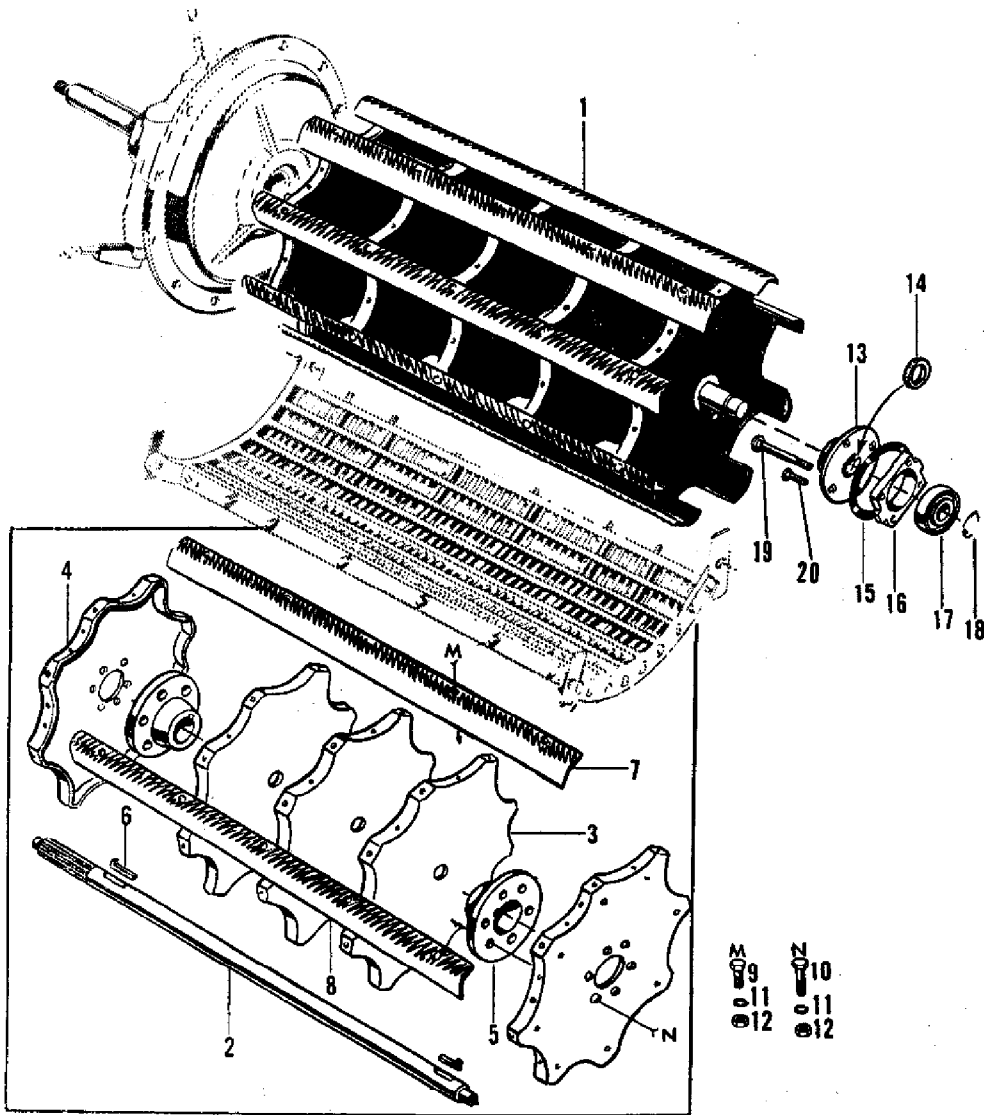
Item	Part Number	Qty	Part Description	Comments
1	910000M92	1	Side	Left Hand INCL. REF. 359990X1, REF. 360403X1, REF. 360758X1
2	910503M91	1	Side	Right Hand
3	234244M1	2	Cover	
4	240673M91	1	Support	INCL. REF. 5
5	226928M1	1	Strip	
6	796477M91	1	Beam	INCL. REF. 354173X1 AND 354178X1
	796476M1	1	Stripper	796477M91
	353538X1	8	Screw Unf	NOT ILLUSTRATED SECURING REF. 796476M1.
	353534X1	8	Bolt Unf	NOT ILLUSTRATED ONE 796477M91.
7	230046M92	1	Plate	INCL. REF. 832570M1
8	226935M91	1	Cover	
9	233651M1	1	Bracket	
10	832196M2	4	Bolt	
11	C1026	2	Spring	
12	195405M1	4	Pin	
13	226929M1	2	Shim	.015"
	226930M1	2	Shim	.030"
	226931M1	2	Shim	0.60"
15	238078M91	1	Bracket	INCL. NO. 359990X1
16	910003M93	1	Roof	
17	240670M91	1	Door	
	234060M91	1	Hasp	
	234063M1	1	Rod	
	360187X1	1	Pin	
	234064M1	1	Handle	
20	238457M93	1	Cover	INCL. NO. 142342M1
21	228851M1	6	Stud	
22	240302M91	1	Door	INCL. REF. 23 AND 24
23	235576M91	3	Clamp	
24	228855M91	3	Rod	

---

26	238456M1	1	Hinge
27	228835M1	1	Chain
28	234798M91	1	Bearer
30	904147M91	1	Gate
	228855M91	3	Rod
33	238285M1	1	Hinge
34	363540X1	1	Stem
40	354066X1	4	Pin
41	354198X1	X	Screw Unc
42	353445X1	2	Lock Washer
43	354120X1	X	Nut
44	13102X	11	Rivet
45	359998X1	X	Bolt Unf
46	353755X1	X	Washer
47	353446X1	X	Lock Washer
48	353916X1	X	Nut Unf
49	353558X1	10	Screw Unf
50	353564X1	6	Bolt Unf
50	353564X1	6	Bolt Unf
51	353432X1	9	Lock Washer
52	353426X1	10	Nut Unf
53	353623X1	6	Bolt Unf
54	353433X1	5	Lock Washer
55	353427X1	4	Nut Unf
56	228836M1	1	Cup
57	353516X1	55	Screw Unf
	353446X1	48	Lock Washer
	353916X1	48	Nut Unf
58	353517X1	7	Screw Unf
	353446X1	5	Lock Washer
	353916X1	5	Nut Unf
59	353559X1	13	Screw Unf
	353432X1	13	Lock Washer
	353426X1	9	Nut Unf
60	353563X1	2	Bolt Unf
	353432X1	2	Lock Washer
	353426X1	2	Nut Unf
61	353426X1	6	Nut Unf
	353432X1	6	Lock Washer
	353757X1	6	Washer

---

**BATTEUR  
CYLINDER**



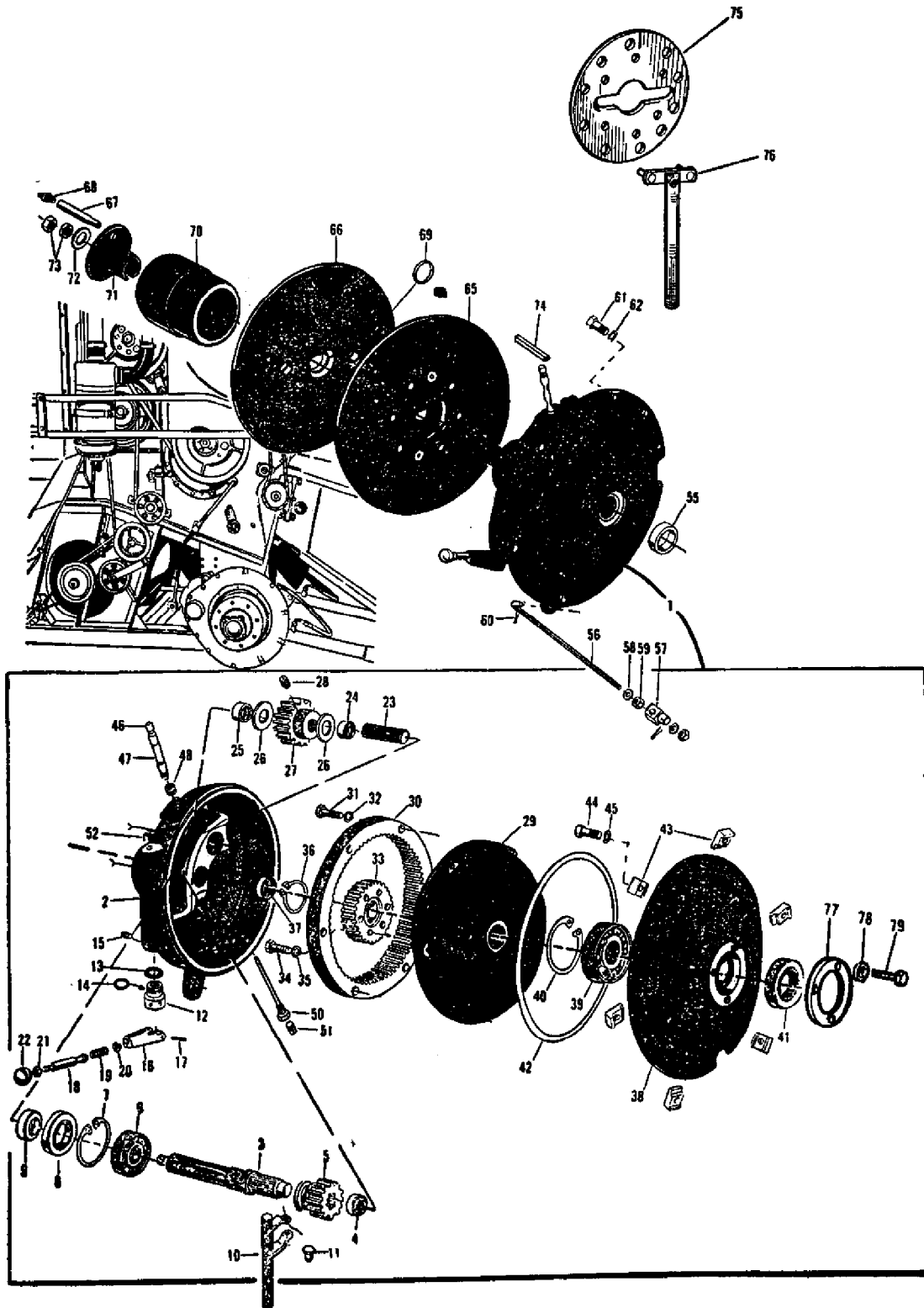
65-299

AGCO Corporation  
Parts List Report

Massey Ferguson (Europe)  
MF 510 COMBINE, ->|  
Page 54 - CYLINDER

Item	Part Number	Qty	Part Description	Comments
1	243036M91	1	Cylinder	INCL. REF. 1 TO 12
2	226566M2	1	Shaft	
3	243037M1	3	Flange	
4	233030M1	2	Support	
	203418M1	1	Rivet	NOT ILLUSTRATED
	203417M1	1	Rivet	NOT ILLUSTRATED
	203381M1	1	Rivet	NOT ILLUSTRATED
	203382M1	1	Rivet	NOT ILLUSTRATED
	203383M1	1	Rivet	NOT ILLUSTRATED
	203384M1	1	Rivet	NOT ILLUSTRATED
5	233029M1	2	Hub	
6	MP1163	2	Key Door	
7	226568M1	4	Beater Bar	
8	226567M1	4	Beater Bar	
9	353558X1	40	Screw Unf	
10	353560X1	12	Screw Unf	
11	353432X1	52	Lock Washer	
12	353426X1	52	Nut Unf	
13	234292M1	1	Cover	
14	832868M1	1	Washer	
15	234294M1	1	Gasket	
16	234291M2	1	Bearing Carrier	
17	831783M1	1	Bearing	
18	352972X1	1	Ring	
19	354842X1	2	Bolt Unf	
	353439X1	2	Lock Washer	
	353758X1	2	Washer	
	353437X1	2	Nut Unf	
20	353860X1	2	Bolt	
	353439X1	2	Lock Washer	
	353437X1	2	Nut Unf	

VARIATEUR DE VITESSE DE BATTEUR  
CYLINDER DRIVE GEARBOX



67-17

AGCO Corporation  
Parts List Report

Massey Ferguson (Europe)  
MF 510 COMBINE, ->|  
Page 57 - CYLINDER DRIVE GEARBOX

Item	Part Number	Qty	Part Description	Comments
1	910048M91	1	Gearbox	INCL. REF. 2 TO 52
2	226996M2	1	Housing	
3	794881M1	1	Shaft	
4	832775M1	1	Bearing	
5	227367M1	1	Pinion	
6	AC1163	1	Bearing Ball	
7	352433X1	1	Circlip	
8	793411M1	1	Seal	
9	233040M2	1	Collar	
10	227369M91	1	Finger	
11	227359M1	2	Pin	
12	226990M2	1	Bush	
13	359252X1	1	O Ring	
14	359248X1	1	Ring	
15	360686X1	1	Screw	
16	240516M1	1	Arm	
17	357647X1	1	Pin	
18	240515M1	1	Plunger	Up to Serial or Engine Number 5749
18	785598M1	1	Plunger	From Serial or Engine Number 5750
19	213855M1	1	Spring	Up to Serial or Engine Number 5749
19	785597M1	1	Spring	From Serial or Engine Number 5750
20	240514M1	2	Washer	Up to Serial or Engine Number 5749
20	785596M1	2	Washer	From Serial or Engine Number 5750
21	375108X1	1	Nut Unc	
22	210976M2	2	Knob	
23	227357M1	1	Shaft	
24	832775M1	1	Bearing	
25	832776M1	1	Bearing	
26	234290M1	2	Washer	
27	227360M1	1	Gear	
28	832785M1	1	Screw	Up to Serial or Engine Number 5749
28	377040X1	1	Screw Unf	From Serial or Engine Number 5750
29	792299M1	1	Hub	
30	792300M1	1	Annular Gear	
31	792298M1	8	Bolt	
32	353432X1	8	Lock Washer	
33	792305M1	1	Gear	
34	792382M1	6	Bolt	
35	353432X1	6	Lock Washer	

---

36	352972X1	1	Ring	
37	832777M1	1	Bearing	
38	227355M1	1	Housing	Up to Serial or Engine Number 5941
	785304M1	1	Housing	From Serial or Engine Number 5942
	612847M2		Shim	From Serial or Engine Number 5501
	910403M1		Shim	From Serial or Engine Number 5501
	910404M1		Shim	From Serial or Engine Number 5501
39	832464M1	1	Bearing	
40	355997X1	1	Segment	
41	793411M1	1	Seal	
42	227366M1	1	Ring	
43	226997M1	6	Clamp	
44	353699X1	6	Screw Unc	
45	353432X1	6	Lock Washer	
46	623357M11	1	Breather	
47	226985M1	1	Extension	
48	359730X1	1	Bush	
50	792667M91	1	Plug	
51	355547X1	1	Plug	
52	356041X1	1	Plug	
55	233039M2	1	Clamp	
56	226998M1	1	Rod	
57	226995M1	1	Pin	
58	353760X1	2	Flat Washers	
59	375099X1	2	Nut Unc	
60	354059X1	2	Pin	
61	353560X1	6	Screw Unf	
62	353432X1	6	Lock Washer	
65	240806M93	1	Pulley	INCL. 6 SCREWS NO. 353756X1 + 243753M1 2 LOCKS 243753M1
66	243921M91	1	Pulley	INCL. REF. 67 AND 68 AND 6 SCREWS NO. 353541X1 + 243753M1 + 2 LOCKS 243753M1
67	226989M1	1	Pipe	
68	13811X	1	Grease Nipple	
69	195565M1	1	O Ring	
70	226991M91	1	Housing	
71	227363M1	1	Retainer	
72	361067X1	1	Washer	
73	353436X1	2	Nut Unf	
74	362042X1	1	Key	
75	240400M1	1	Plate	TO BE FITTED ON ITEM NO 66
76	240401M91	1	Wrench	TO BE FITTED ON ITEM NO 66
77	785446M1	1	Plate	From Serial or Engine Number 5942

---

---

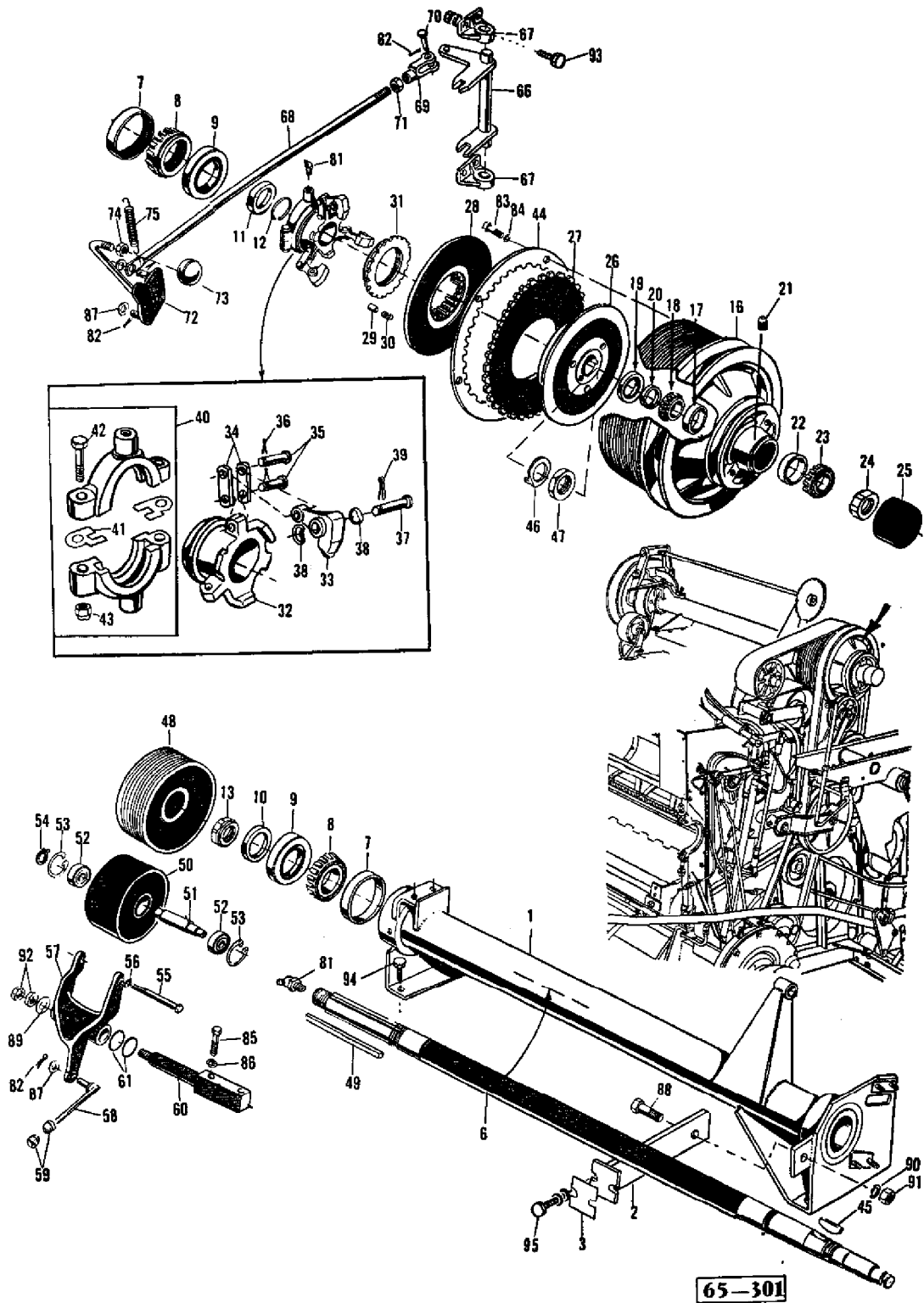
---

78	22445X	3	Tooth Washer	From Serial or Engine Number 5942
79	377048X1	3	Screw Unc	From Serial or Engine Number 5942

---

---

### ARBRE PRINCIPAL — EMBRAYAGE ET COMMANDES CLUTCH AND COUNTER — SHAFT



AGCO Corporation  
Parts List Report

Massey Ferguson (Europe)  
MF 510 COMBINE, ->|  
Page 61 - COUNTER SHAFT AND CLUTCH

Item	Part Number	Qty	Part Description	Comments
1	240440M91	1	Tube	
2	230358M91	1	Brace	
3	230357M1	2	Shim	
6	240442M1	1	Shaft	
7	831376M1	2	Cup	
8	831341M1	2	Cone	
9	833240M1	2	Bush	
10	238756M2	1	Clamp	
11	240606M2	1	Clamp	
12	358977X1	1	Ring	
13	833422M1	1	Nut	
16	240443M1	1	Pulley	
17	833094M1	1	Cup	
18	833095M1	1	Cone	
19	833239M1	1	Bush	
20	238759M2	1	Bush	
21	355547X1	1	Plug	
22	831077M1	1	Cup	
23	831078M1	1	Cone	
24	833421M1	1	Nut	
25	240445M1	1	Cap	
	240444M91	1	Clutch	INCL. REF. 26 TO 43
26	1026553M1	1	Plate	
27	1026555M1	1	Plate	
28	1018529M1	1	Plate	
29	1018538M1	1	Pin	
30	2632B	1	Spring	
31	1018537M1	1	Ring	
32	1026554M1	1	Sleeve	
33	1018531M1	3	Lever	
34	1018533M1	6	Link	
35	1023991M1	6	Pin	
36	1023990M1	6	Pin	
37	1023992M1	3	Pin	
38	1018539M1	6	Washer	
39	1023989M1	3	Pin	
40	1018534M91	1	Collar	INCL. REF. 41 TO 43
41	13073B	2	Shim	
42	353548X1	2	Bolt Unf	

---

43	195258M1	2	Nut
44	794415M91	1	Drive Ring
45	29751X	1	Key
46	1030378M1	1	Washer
47	1030379M1	1	Nut
48	240446M1	1	Pulley
49	362043X1	1	Key
50	234573M1	1	Pulley
51	230902M1	1	Shaft
52	29963X	2	Bearing
53	353231X1	2	Circlip
54	353229X1	1	Ring
55	354643X1	1	Bolt
56	353432X1	1	Lock Washer
57	227963M2	1	Fork
58	230904M91	1	Rod
	353758X1	1	Washer
	354059X1	1	Pin
59	831850M1	2	Nut
60	230901M1	1	Shaft
61	360995X1	X	Washer
66	243041M91	1	Fork
67	230284M2	2	Bearing
68	240472M1	1	Stem
69	210880M1	1	Arm
70	354190X1	1	Pin
71	375110X1	1	Nut Unc
72	233951M92	1	Lever
73	904095M1	1	Knob
74	375111X1	1	Nut Unc
75	230377M1	1	Spring
81	MP1506	1	Greaser
82	354059X1	X	Pin
83	353682X1	X	Bolt Unc
84	353446X1	X	Lock Washer
85	353571X1	X	Bolt Unf
86	353432X1	X	Lock Washer
87	353758X1	X	Washer
88	353613X1	X	Screw Unf
89	353760X1	X	Flat Washers
90	353433X1	X	Lock Washer
91	353427X1	X	Nut Unf
92	353429X1	X	Nut Unf
93	353521X1	4	Bolt Unf
	353446X1	4	Lock Washer
	353916X1	4	Nut Unf

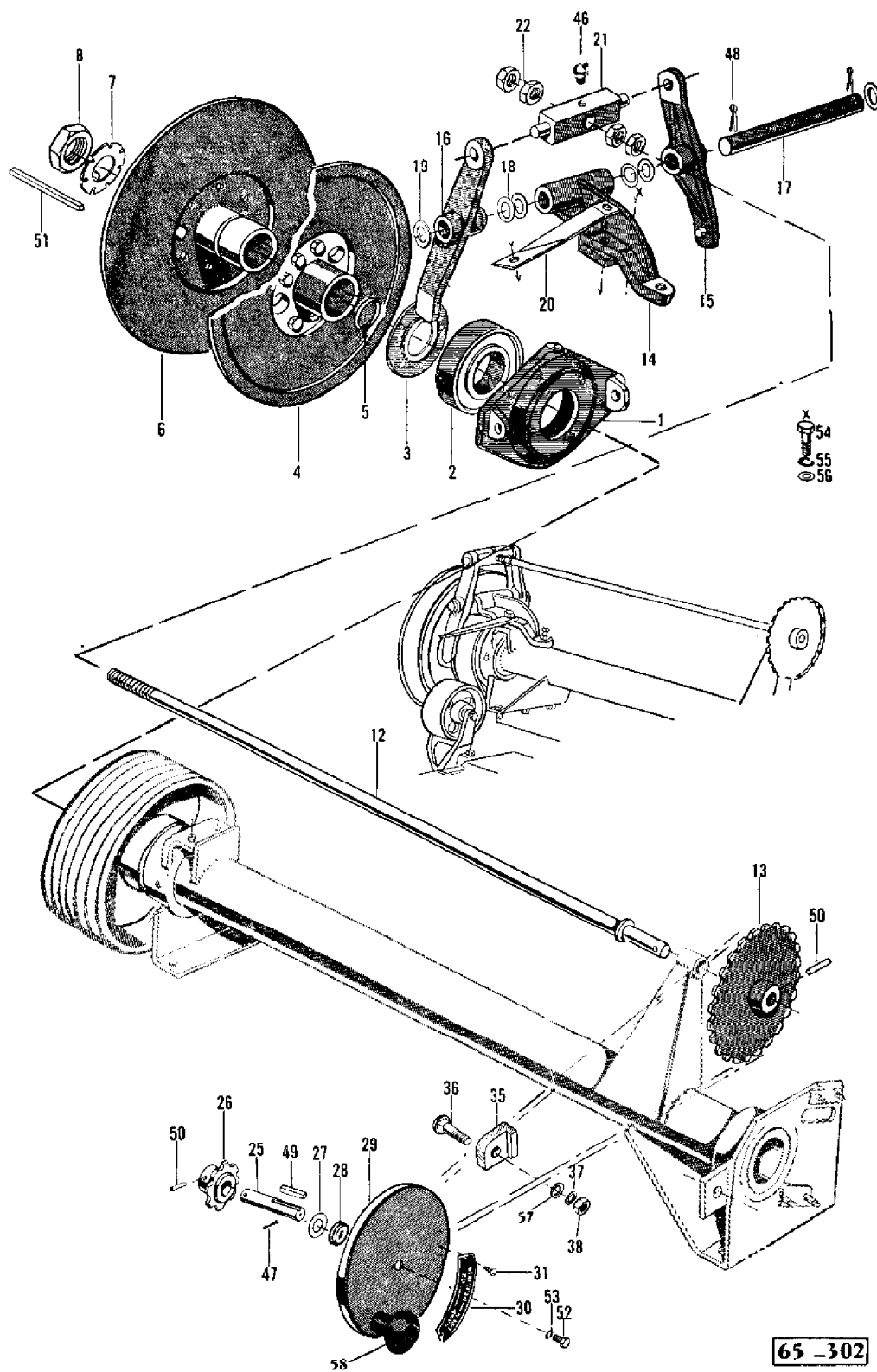
---

---

94	353558X1	6	Screw Unf
	195115M1	6	Nut
95	353700X1	2	Screw Unc
	353432X1	2	Lock Washer
	353757X1	2	Washer

---

ENTRAÎNEMENT ET COMMANDE DU BATTEUR  
CYLINDER DRIVE AND CONTROL



Imprimé en France  
Printed in France

MOISSONNEUSE-BATTEUSE 510-8  
510-8 COMBINE

65-302

957 292 M2 - Emission 1 - 11/67  
957 292 M2 - Issue 1 - 11/67

AGCO Corporation  
Parts List Report

Massey Ferguson (Europe)  
MF 510 COMBINE, ->|  
Page 65 - CYLINDER DRIVE

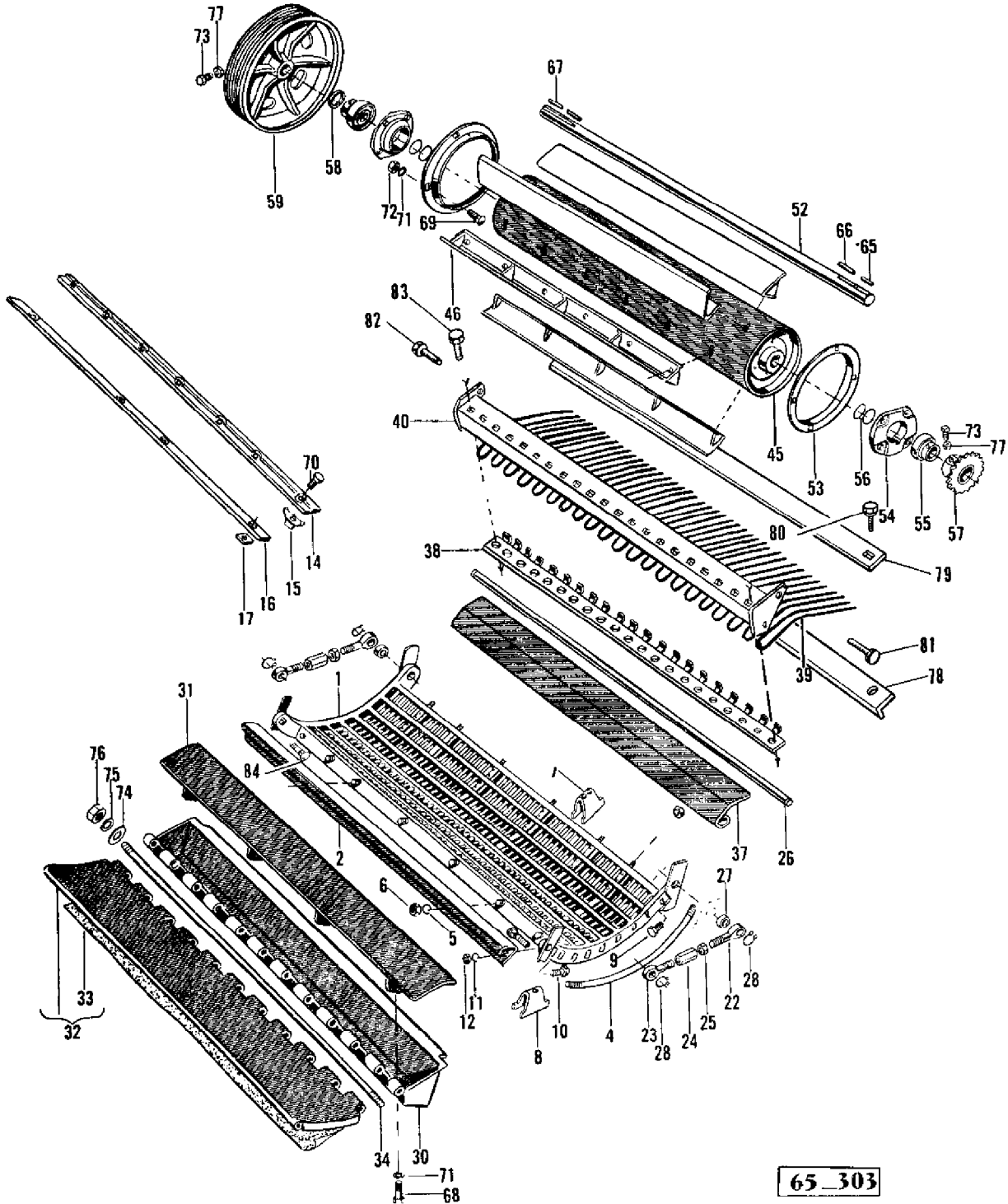
Item	Part Number	Qty	Part Description	Comments
1	230629M1	1	Housing	
2	832316M1	1	Bearing	
3	230832M1	1	Cage	
4	243919M91	1	Pulley	INCL. 6, 353690X1 + 2 +353756X1 + NO. 243752M1
	353690X1	6	Screw Unc	
	353756X1	6	Washer	
5	1009654M1	1	Seal	
6	242920M91	1	Pulley Half	INCL. 6, 353698X1 + 2 243752M1
	353698X1	6	Screw Unc	
	243752M1	2	Shield	
7	230378M1	1	Washer	
8	832452M1	1	Nut	
12	230634M91	1	Rod	
13	233964M1	1	Sprocket	
14	234986M1	1	Bearer	
	353561X1	1	Screw Unf	
15	230626M91	1	Lever	
16	240546M91	1	Lever	
17	230630M1	1	Shaft	
18	832012M1	X	Shim	
19	832106M1	2	Washer	
20	230725M1	1	Plate	
21	230990M91	1	Pivot	
22	357131X1	4	Nut	
25	240463M1	4	Shaft	
26	233971M1	1	Sprocket	
27	222563M1	1	Washer	
28	832576M1	1	Bush	
29	233967M91	1	Crank	INCL. REF. 58
30	904122M1	1	Instruction Book	
	233973M1	1	Instruction Book	
31	360358X1	2	Screw	
35	240434M1	1	Block	
36	354248X1	1	Bolt	
37	353439X1	1	Lock Washer	
38	353437X1	1	Nut Unf	

---

46	13223X	X	Nipple
47	354061X1	X	Pin
48	354080X1	X	Pin
49	360565X1	X	Key
50	353478X1	X	Groove Pin
51	362043X1	X	Key
52	353516X1	X	Screw Unf
53	353446X1	X	Lock Washer
54	353560X1	X	Screw Unf
55	353432X1	X	Lock Washer
56	353757X1	X	Washer
57	353773X1	1	Washer
58	211185M1	1	Handle

---

CONTRE-BATTEUR TRINGLES FIXES ET TAMBOUR DEFLECTEUR  
 CONCAVE FIXED RODS AND DRUM DEFLECTOR



65\_303

AGCO Corporation  
Parts List Report

Massey Ferguson (Europe)

MF 510 COMBINE, ->|

Page 66 - CONCAVE FIXED RODS AND DRUM DEFLECTOR

Item	Part Number	Qty	Part Description	Comments
1	240999M92	1	Concave	INCL. REF. 2 TO 12
2	240982M91	1	Concave	
4	227389M1	6	Rod	
5	353432X1	12	Lock Washer	
6	353426X1	12	Nut Unf	
7	227388M1	42	Spacer	
8	230929M1	6	Spacer	
9	353519X1	2	Screw Unf	
10	353523X1	2	Bolt Unf	
11	353446X1	4	Lock Washer	
12	353916X1	4	Nut Unf	
14	227405M1	2	Insert	
15	227394M91	4	Clip	
16	230931M1	2	Bar	
17	230932M1	4	Nut	
22	227383M1	2	Bolt	Up to Serial or Engine Number 5941
22	785300M1	2	Bolt	From Serial or Engine Number 5942
23	227354M1	2	Bolt	Up to Serial or Engine Number 5941
23	785299M1	2	Bolt	From Serial or Engine Number 5942
24	227382M1	2	Turnbuckle	Up to Serial or Engine Number 5941
24	785301M1	2	Buckle	From Serial or Engine Number 5942
25	353438X1	2	Nut Unf	
26	227393M1	1	Shaft	
27	910431M1	2	Spacer	
28	22042X	4	Segment	
30	240979M91	1	Pan	
31	240976M91	1	Cover	
32	240679M92	1	Extension	INCL. REF. 33
33	227376M2	1	Canvas	
34	226914M1	1	Rod	
37	227402M2	1	Plate	
38	230038M91	1	Support	
39	230116M1	21	Wire	
40	230238M1	1	Keeper	
45	234542M91	1	Cylinder	
46	230296M91	6	Strap	FOR CORN ONLY.
	353808X1	6	Bolt Unf	FOR CORN ONLY.
	353756X1	6	Washer	FOR CORN ONLY.
	353434X1	6	Lock Washer	FOR CORN ONLY.

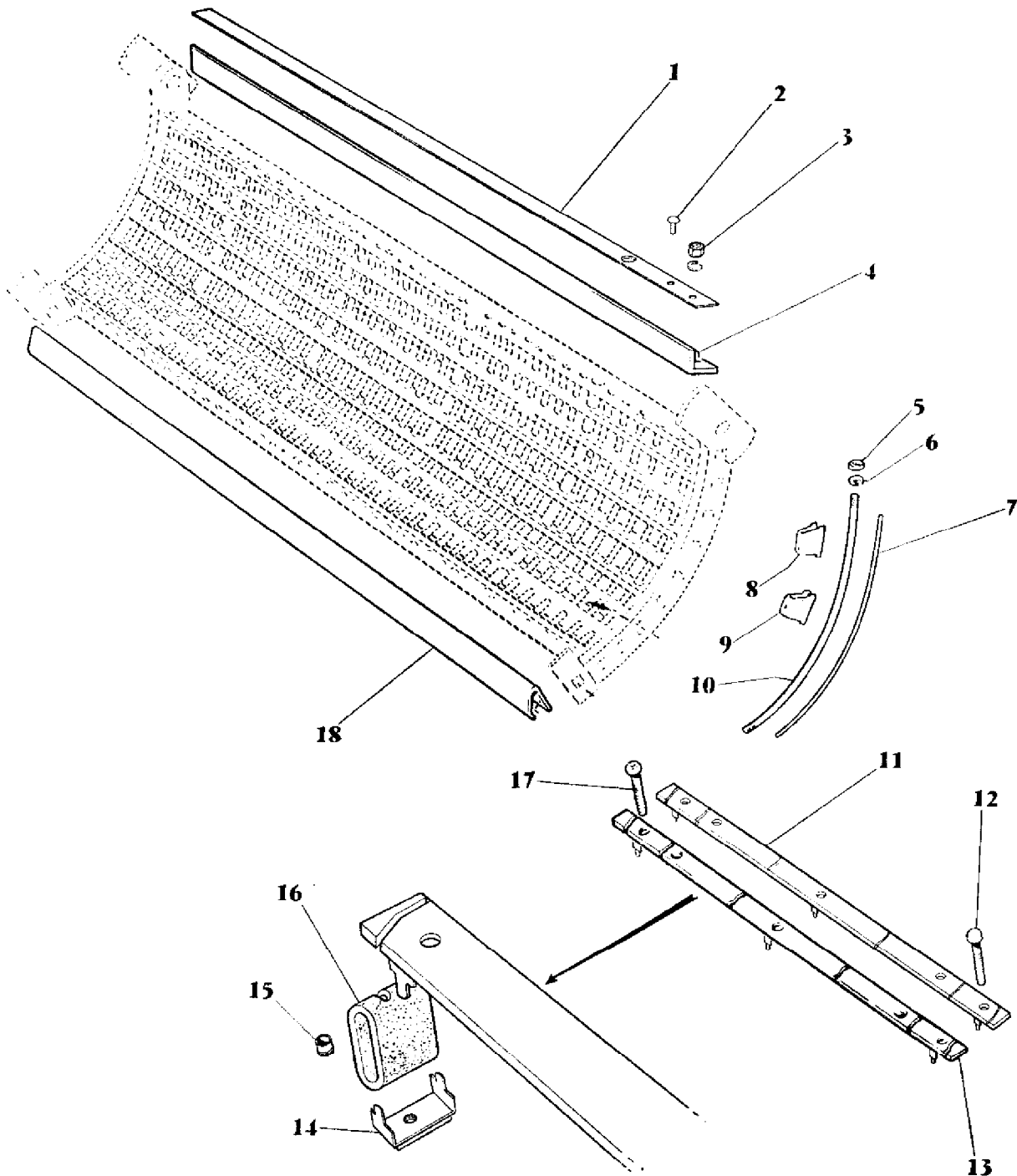
	353431X1	6	Nut Unf	FOR CORN ONLY.
46	240790M91	1	Blade Fan	INCL. 6 BOLTS 353808X1 + 6 WASHERS 353756X1 + 6 WASHER 353434X1 + 6 NUTS 353431X1
52	795065M1	1	Shaft	From Serial or Engine Number 5942
52	234544M1	1	Shaft	Up to Serial or Engine Number 5941
53	240786M1	2	Shield	
54	230764M1	2	Housing	Up to Serial or Engine Number 5941
	53439X1	8	Lock Washer	
	353437X1	8	Nut Unf	
54	794918M1	2	Housing	From Serial or Engine Number 5942
55	831778M1	2	Bearing	Up to Serial or Engine Number 5941
55	895720M1	2	Bearing	From Serial or Engine Number 5942
56	832068M1	X	Shim	Up to Serial or Engine Number 5941
56	795070M1	X	Shim	From Serial or Engine Number 5942
57	226569M91	1	Sprocket	
58	832097M1	X	Washer	Up to Serial or Engine Number 5941
58	795063M1	X	Washer	From Serial or Engine Number 5942
59	240439M1	1	Pulley	Up to Serial or Engine Number 5941
59	910276M1	1	Pulley	From Serial or Engine Number 5942
	353777X1	X	Washer	
	355647X1	2	Nut Unf	
65	MP1384	X	Key Door	
66	353186X1	X	Key Parallel	
67	363702X1	X	Key	
68	353516X1	9	Screw Unf	
69	240789M1	X	Bolt	
70	350238X1	X	Screw	
71	353446X1	X	Lock Washer	
72	353916X1	X	Nut Unf	Up to Serial or Engine Number 5941 FOR PULLEY ONLY.
73	353747X1	3	Screw Unc	Up to Serial or Engine Number 5941 FOR PULLEY ONLY.
	355209X1	1	Screw Unc	Up to Serial or Engine Number 5941 FOR PULLEY ONLY.
74	353772X1	X	Washer	
75	353432X1	X	Lock Washer	
76	353426X1	X	Nut Unf	
77	375110X1	X	Nut Unc	
78	230237M1	1	Plate	
78	791289M91	1	Plate	INCL. REF. 78 TO 80
79	230236M1	1	Plate	
80	353797X1	11	Bolt Unf	
	353755X1	11	Washer	

---

	353446X1	11	Lock Washer
	353916X1	11	Nut Unf
81	353826X1	2	Bolt Unf
	353432X1	2	Lock Washer
	353426X1	2	Nut Unf
82	832312M1	2	Bolt
	353432X1	2	Lock Washer
	353426X1	2	Nut Unf
83	353829X1	21	Bolt Unf
	353432X1	21	Lock Washer
	353426X1	21	Nut Unf
84	832115M1	2	Bolt
	353433X1	2	Lock Washer
	353427X1	2	Nut Unf

---

**CONTRE-BATTEUR TRINGLES AMOVIBLES  
CONCAVE ASSEMBLY REMOVABLE RODS**



65-304

AGCO Corporation  
Parts List Report

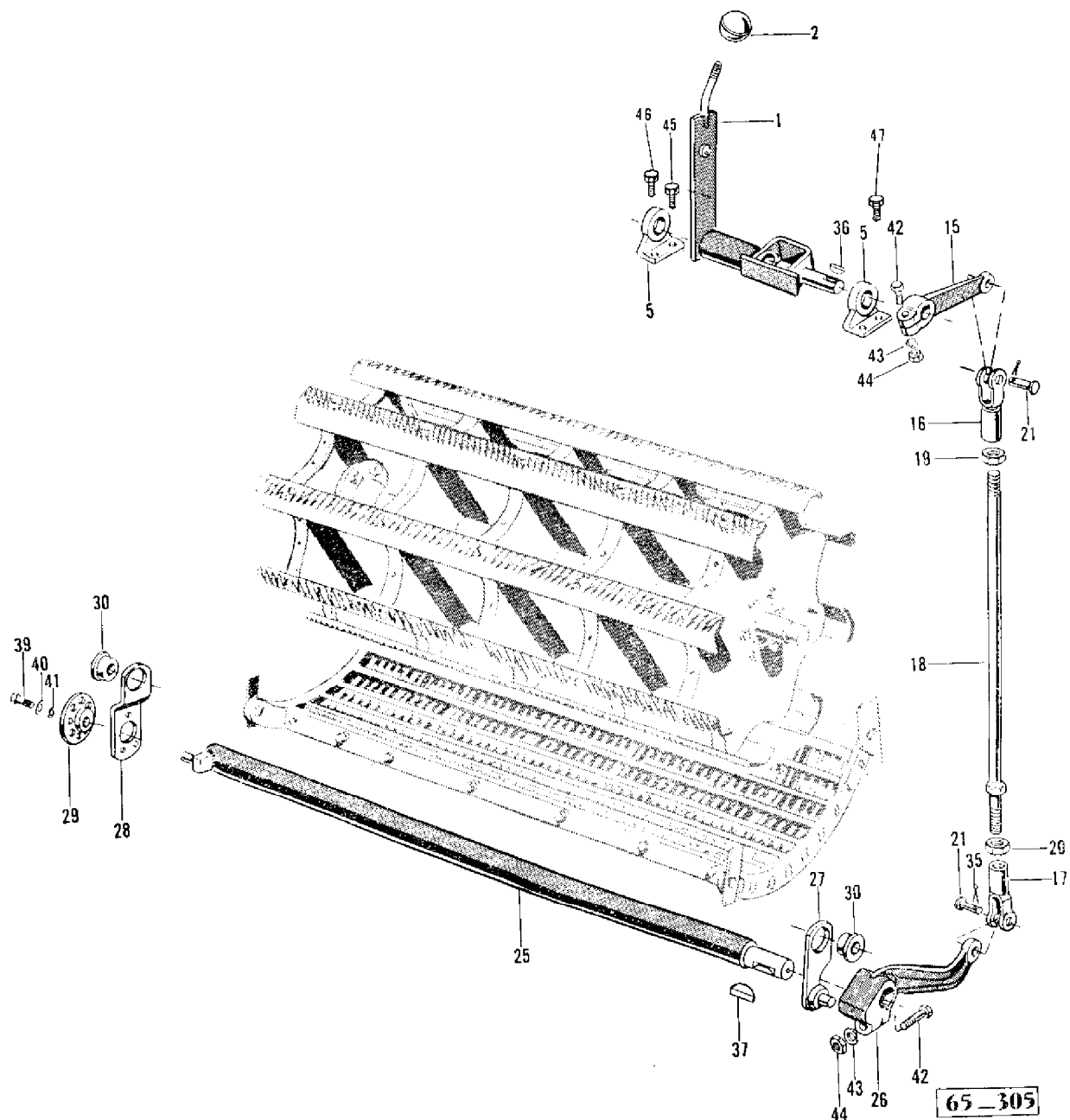
Massey Ferguson (Europe)

MF 510 COMBINE, ->|

Page 70 - CONCAVE ASSEMBLY REMOVABLE RODS

Item	Part Number	Qty	Part Description	Comments
1	793647M1	1	Plate	
2	354209X1	5	Rivet	
3	353519X1	2	Screw Unf	
	353446X1	2	Lock Washer	
	353916X1	2	Nut Unf	
4	793648M1	1	Support	
5	353436X1	12	Nut Unf	
6	353432X1	12	Lock Washer	
7	793643M1	33	Rod	
	793642M1	40	Rod	
8	227388M1	42	Spacer	
9	230929M1	6	Spacer	
10	227389M1	6	Rod	
11	793522M91	1	Filler	INCL. 795523M91 AND REF. 12, 14 TO 16
	793523M91	1	Plate	
12	376430X1	3	Bolt Unf	
13	793852M91	1	Bar	INCL. 793853M91 AND REF, 14 TO 17
13	793853M91	1	Plate	
14	793526M91	1	Plate	
15	793525M1	3	Retainer	
16	794390M1	6	Eye	
17	376430X1	3	Bolt Unf	
18	240982M91	1	Bracket	

COMMANDE DE CONTRE-BATTEUR  
CONCAVE CONTROL



AGCO Corporation  
Parts List Report

Massey Ferguson (Europe)  
MF 510 COMBINE, ->|  
Page 73 - CONCAVE CONTROL

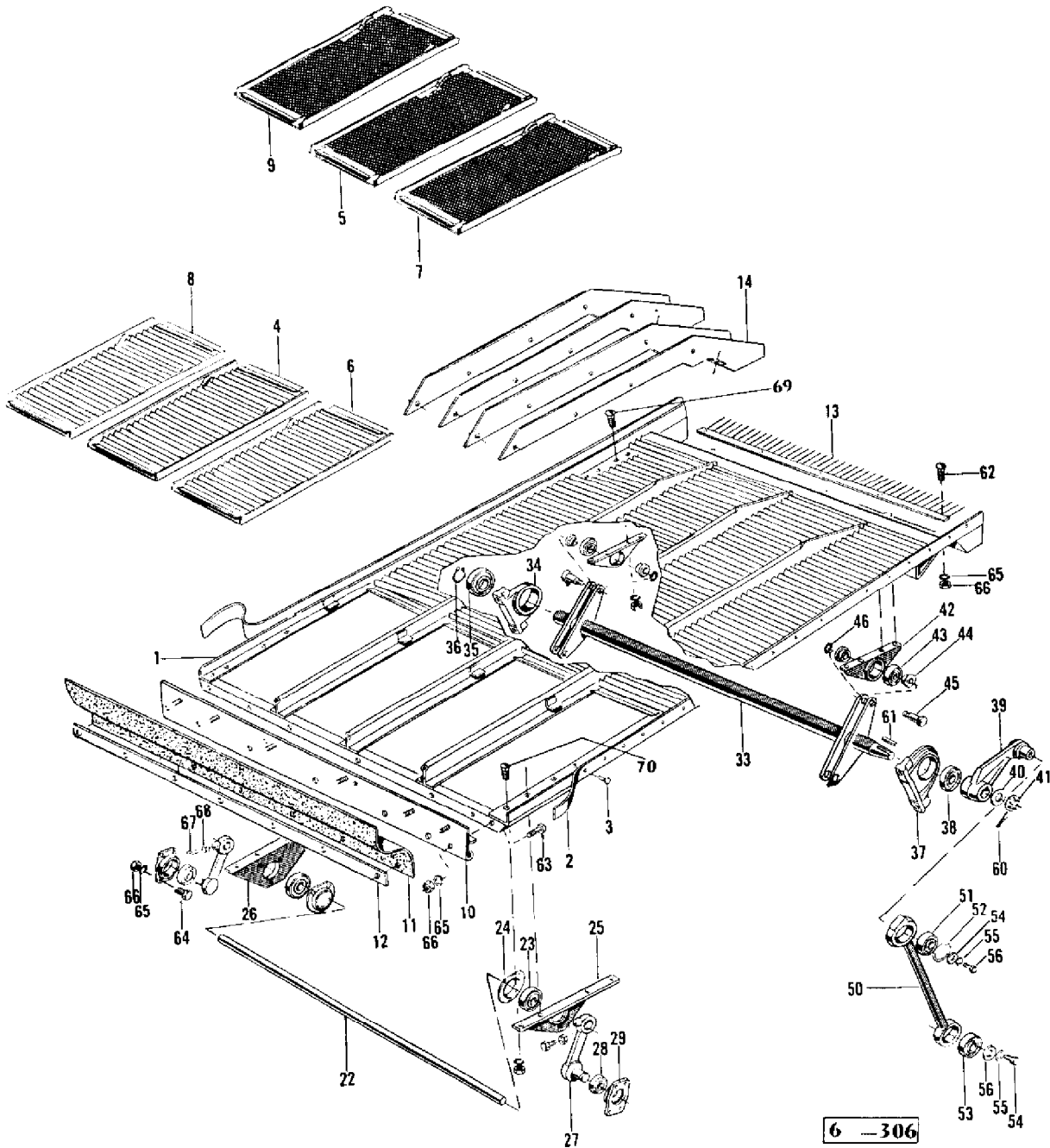
Item	Part Number	Qty	Part Description	Comments
1	910066M91	1	Lever	Up to Serial or Engine Number 5941
1	910130M91	1	Lever	From Serial or Engine Number 5942
2	205612M1	1	Knob	
5	227957M91	1	Bearing	
5	794699M91	1	Bearing Carrier	
15	233437M1	1	Lever	Up to Serial or Engine Number 5941
15	794692M1	1	Lever	From Serial or Engine Number 5942
16	233440M1	1	Clevis	
17	234239M1	1	Clevis	
18	234241M91	1	Stem	
19	353436X1	1	Nut Unf	
20	357131X1	1	Nut	
21	831958M1	2	Pin	
25	227396M91	1	Shaft	Up to Serial or Engine Number 5941
25	794691M92	1	Shaft	From Serial or Engine Number 5942
26	233442M1	1	Lever	Up to Serial or Engine Number 5941
26	794673M1	1	Lever	From Serial or Engine Number 5942
27	227379M91	1	Bearer	Up to Serial or Engine Number 5941
27	794747M92	1	Link	From Serial or Engine Number 5942
28	227353M1	1	Link	Up to Serial or Engine Number 5941
28	794746M2	1	Link	From Serial or Engine Number 5942
29	227960M1	1	Eccentric	From Serial or Engine Number 5942
29	794698M1	1	Eccentric	
30	234240M1	2	Trunnion	
35	354048X1	2	Pin	
36	29254X	1	Woodruff Key	Up to Serial or Engine Number 5941
36	794697M1	1	Key Door	From Serial or Engine Number 5942
37	29256X	1	Key	Up to Serial or Engine Number 5941
	2020X	1	Key	From Serial or Engine Number 5942
39	353516X1	X	Screw Unf	
40	353755X1	X	Washer	
40	355618X1	X	Washer	
41	353446X1	X	Lock Washer	
42	353568X1	X	Bolt Unf	
43	353432X1	X	Lock Washer	
44	353426X1	X	Nut Unf	
45	353794X1	1	Bolt Unf	
	353446X1	1	Lock Washer	
	353916X1	1	Nut Unf	

---

46	353519X1	1	Screw Unf
	353755X1	1	Washer
	353446X1	1	Lock Washer
47	353518X1	2	Screw Unf
	353755X1	2	Washer
	353446X1	2	Lock Washer
	353916X1	2	Nut Unf

---

RÉCEPTEUR A GRAINS  
GRAIN PANS



6 - 306

AGCO Corporation  
Parts List Report

Massey Ferguson (Europe)  
MF 510 COMBINE, ->|  
Page 74 - GRAIN PAN

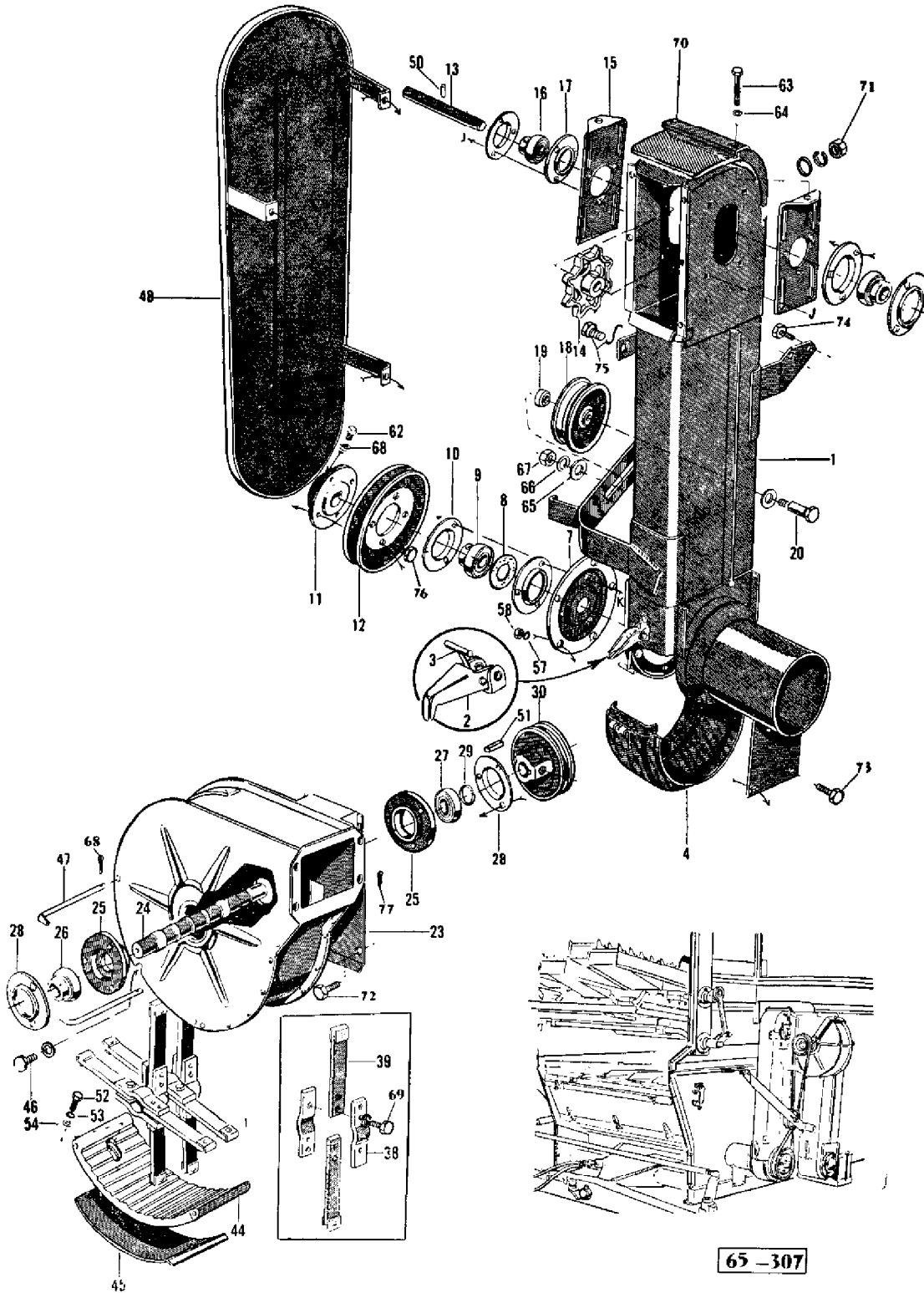
Item	Part Number	Qty	Part Description	Comments
1	910142M91	1	Pan	INCL. REF. 2 AND 3
2	234794M1	2	Band	
3	19263X	50	Rivet	
4	243004M91	2	Pan	
5	243006M91	2	Screen	3/16"
	243007M91	2	Screen	1/4"
6	240382M91	1	Pan	Left Hand
7	240392M91	1	Screen	3/16"
	240393M91	1	Screen	1/4"
8	240381M91	1	Pan	Right Hand
9	240390M91	1	Screen	
	240391M91	1	Screen	
10	243013M91	1	Plate	
11	227376M2	1	Canvas	
12	240366M1	1	Band	
13	226735M91	1	Screen	
14	239062M91	3	Extension	
	353792X1	4	Bolt Unf	
	353538X1	4	Screw Unf	
	353446X1	4	Lock Washer	
	353916X1	4	Nut Unf	
	353988X1	12	Screw Unc	
	353441X1	12	Lock Washer	
	354121X1	12	Nut	
22	226763M1	1	Shaft	
23	353152X1	2	Bearing	
24	831164M1	2	Flange	
	359998X1	6	Bolt Unf	
	353446X1	6	Lock Washer	
	353916X1	6	Nut Unf	
25	240379M1	1	Bearer	Left Hand
26	240380M1	1	Bearer	Right Hand
27	226762M2	2	Arm	
	355208X1	2	Screw Unc	
	375110X1	2	Nut Unc	
28	350396X1	2	Bearing	
29	226765M1	2	Housing	
33	226769M93	1	Shaft	
34	226774M1	1	Support	

---

	353570X1	2	Bolt Unf
	353432X1	2	Lock Washer
	353426X1	2	Nut Unf
35	831087M1	1	Bearing
	208221M1	1	Ring
37	226768M1	1	Support
	353570X1	2	Bolt Unf
	353432X1	2	Lock Washer
	353426X1	2	Nut Unf
38	832087M1	1	Bearing
39	226776M2	1	Washer
40	361012X1	1	Washer
41	353929X1	1	Nut Unf
42	226767M1	2	Bracket
43	831112M1	2	Bearing
44	226912M1	4	Bush
45	226766M1	2	Stud
46	359406X1	2	Washer
50	794666M91	1	Pitman
51	204220M1	1	Bearing
52	22289X	1	Circlip
53	831822M1	1	Bearing
54	667957M1	1	Washer
54	794663M1	1	Washer
55	353432X1	2	Lock Washer
56	353699X1	2	Screw Unc
60	375090X1	X	Pin
61	352958X1	X	Key Parallel
62	353791X1	X	Bolt Unf
63	353516X1	X	Screw Unf
64	353520X1	X	Bolt Unf
65	353446X1	X	Lock Washer
66	353916X1	X	Nut Unf
67	355108X1	X	Setscrew
68	375110X1	X	Nut Unc
69	353677X1	8	Screw Unc
	353755X1	8	Washer
	353446X1	8	Lock Washer
70	353791X1	3	Bolt Unf
	353446X1	3	Lock Washer
	353916X1	3	Nut Unf
	355538X1	3	Washer

---

ÉLÉVATEUR ET BATTEUR A OTONS  
RETURN ELEVATOR



AGCO Corporation  
Parts List Report

Massey Ferguson (Europe)  
MF 510 COMBINE, ->|  
Page 78 - RETURN ELEVATOR

Item	Part Number	Qty	Part Description	Comments
1	910111M91	1	Riser	INCL. REF. 2, 75 AND 7 + 356900X1 + + 910113M1
	356900X1	7	Screw	
	910113M1	2	Clip	
2	230878M91	2	Clamp	
	16148X	4	Rivet	
3	230882M91	2	Latch	
4	794486M91	1	Bottom	
7	227872M1	1	Mounting	
8	240717M1	1	Washer	
9	353134X1	1	Bearing Assy	
10	22691X	2	Flange	
11	228998M1	1	Hub	
12	233989M91	1	Pulley	
13	795463M1	1	Shaft	
14	794445M1	1	Sprocket	
	791072M2	1	Sprocket	
	10459X	1	Pin	
15	228985M91	2	Plate	
16	353152X1	2	Bearing	
17	22632X	4	Flange	
18	227460M1	1	Pulley	
19	764326M1	1	Washer	
20	353570X1	1	Bolt Unf	
23	795484M91	9	Housing	
24	795472M1	1	Shaft	
25	795473M1	2	Flange	
26	353249X1	1	Bearing	
27	831112M1	1	Bearing	
28	22286X	2	Flange	
29	850643M1	1	Ring	
30	795920M1	1	Pulley	
38	795459M91	10	Finger	
39	793212M92	10	Finger	
44	795481M1	1	Concave	
45	910513M91	1	Cover	Repairs and Replaces 795580M1
	910424M1	1	Cover	From Serial or Engine Number 6200
46	353676X1	2	Screw Unc	

---

	355618X1	2	Washer
47	795453M1	2	Pin
48	910110M91	1	Cowl
	359359X1	2	Plug
50	10210X	1	Pin
51	MP1342	2	Key
52	375411X1	2	Screw
53	353441X1	2	Lock Washer
54	353754X1	2	Washer
	353918X1	2	Nut Unf
56	354484X1	8	Bolt Unf
57	353446X1	X	Lock Washer
	353755X1	8	Washer
58	353916X1	X	Nut Unf
59	832149M1	X	Bolt
60	353434X1	X	Lock Washer
61	353431X1	X	Nut Unf
62	353747X1	4	Screw Unc
	375110X1	4	Nut Unc
63	831641M1	2	Bolt
64	353757X1	2	Washer
65	353772X1	X	Washer
66	353432X1	X	Lock Washer
67	353426X1	X	Nut Unf
68	354057X1	1	Pin
69	353521X1	10	Bolt Unf
	353446X1	10	Lock Washer
	353446X1	10	Lock Washer
70	793768M91	1	Cap
71	353755X1	6	Washer
	353446X1	6	Lock Washer
	353916X1	6	Nut Unf
72	353516X1	5	Screw Unf
	359998X1	1	Bolt Unf
	353446X1	6	Lock Washer
	353916X1	6	Nut Unf
73	353517X1	2	Screw Unf
	353446X1	2	Lock Washer
	353755X1	2	Washer
74	353517X1	2	Screw Unf
	353446X1	2	Lock Washer
	353775X1	2	Washer
	353916X1	2	Nut Unf
75	828224M1	2	Spring
	16892X	4	Rivet
76	353519X1	3	Screw Unf

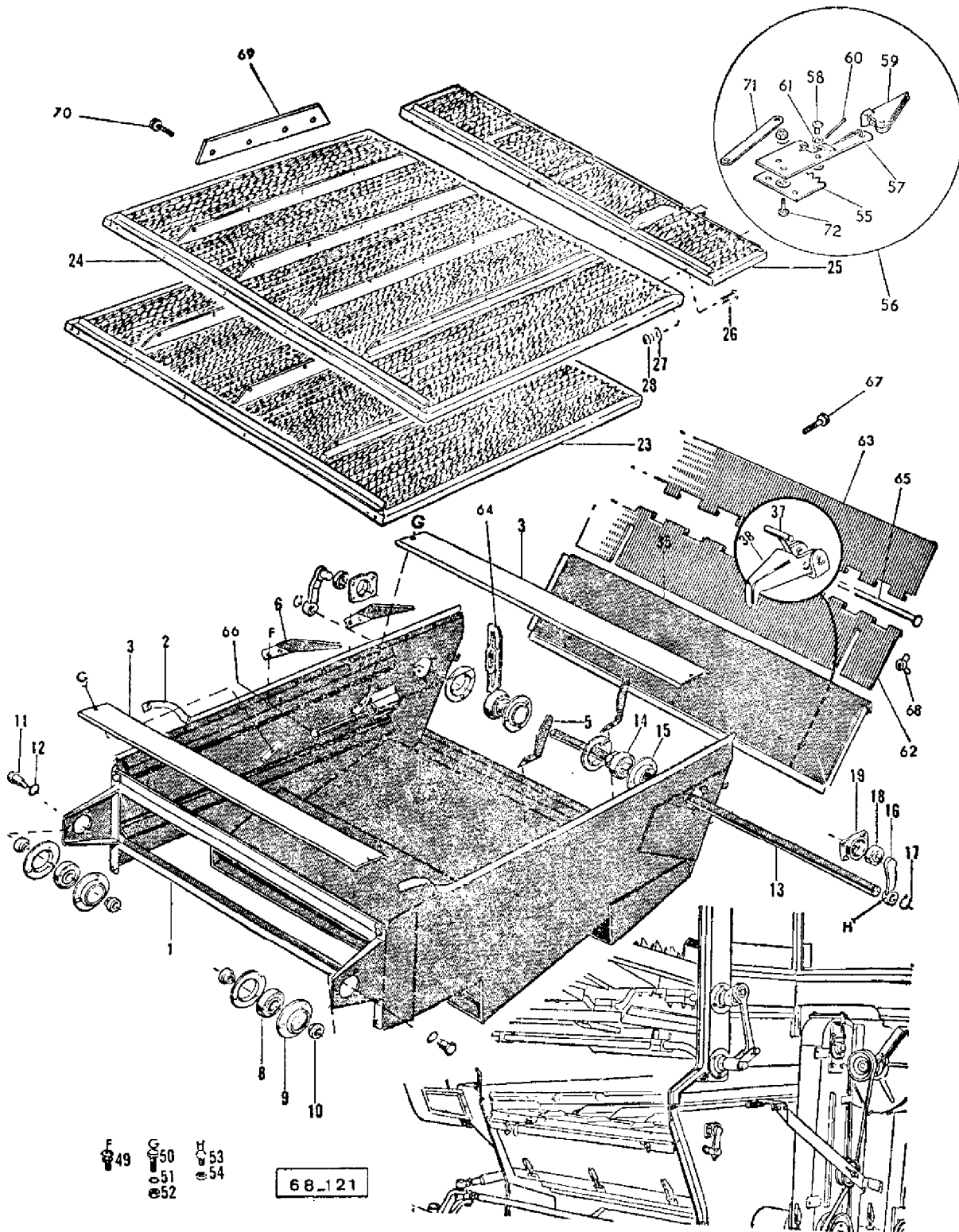
---

---

	353446X1	3	Lock Washer
	353916X1	3	Nut Unf
77	195416M1	1	Pin

---

COFFRE DE NETTOYAGE  
SHAKER SHOE



AGCO Corporation  
Parts List Report

Massey Ferguson (Europe)  
MF 510 COMBINE, ->|  
Page 82 - SHAKER SHOE

Item	Part Number	Qty	Part Description	Comments
1	243038M91	1	Shaker	INCL. REF. 2
	910422M92	1	Boot	Up to Serial or Engine Number 5903 INCL. REF. 2, 37, 38 AND 19638X
	19638X	2	Rivet	From Serial or Engine Number 5804
2	226752M1	2	Band	
3	243040M1	2	Deflector	
5	910417M1	2	Deflector	
6	910418M1	2	Deflector	
8	831112M1	2	Bearing	
9	22286X	4	Flange	
	353790X1	6	Bolt	NOT ILLUSTRATED
	22756X1	6	Washer	NOT ILLUSTRATED
	353917X1	6	Nut Unf	
10	226912M1	4	Bush	
11	226766M1	2	Stud	
12	359406X1	2	Washer	
13	226775M1	1	Shaft	
14	22285X	2	Bearing	
15	22286X	4	Flange	
	353446X1	6	Lock Washer	
	353916X1	6	Nut Unf	
16	229340M1	2	Arm	
17	352980X1	2	Ring	
18	350396X1	2	Bearing	
19	227765M1	2	Housing	
23	792000M92	1	Chaffer	
23	234222M91	1	Screen	5/16"
	234224M91	1	Screen	7/16"
	234226M91	1	Screen	5/8"
	234220M91	1	Chaffer	3/16"
	234221M91	1	Screen	1/4"
	234223M91	1	Screen	3/8"
	234225M91	1	Screen	1/2"
	234916M91	1	Sieve	3/32"
24	793253M91	1	Chaffer	INCL. REF. 55 TO 61, + 793257M91
	793257M91	1	Chaffer	

---

24	910357M92	1	Kit	INCL. 793253M91 + 793257M91, + REF. 5, 6, 25, 49, 55, 56 910358M92
	790502M93	1	Chaffer	INCL. REF. 55 TO 61, + 790503M91
	790503M91	1	Chaffer	
	790504M93		Chaffer	INCL. REF. 55 TO 61
	790505M91	1	Chaffer	
25	226757M91	1	Extension	
26	355138X1	3	Screw Unc	
27	353754X1	3	Washer	
28	357553X1	3	Nut Unc	
35	243039M91	1	Trap	INCL. REF. 35 AND 37 Up to Serial or Engine Number 5803 From Serial or Engine Number 5804
	910423M91	1	Gate	
37	230882M91	3	Latch	
38	235576M91	3	Clamp	INCL. 19638X
38	19638X	6	Rivet	
45	354057X1	X	Pin	
49	350123X1	X	Bolt	
50	353515X1	X	Screw Unf	
51	353446X1	X	Lock Washer	
52	353916X1	X	Nut Unf	
53	355208X1	X	Screw Unc	
54	375110X1	X	Nut Unc	
55	637417M91	1	Sector	
55	792411M91	1	Sector	
56	636978M92	1	Lever	INCL. REF. 56 TO 61
56	791404M91	1	Lever	INCL. REF. 56 TO 61
57	637420M91	1	Handle	
57	791403M91	1	Lever	
58	13277X	1	Rivet	
58	12277X	1	Rivet	
59	636980M91	1	Lever	
59	791402M91	1	Grip	
60	636283M1	1	Spring	
60	791406M1	1	Spring	
61	353753X1	2	Washer	
61	353753X1	2	Washer	
62	226738M1	1	Plate	
63	226737M1	1	Plate	
64	226760M1	2	Clamp	
65	360483X1	1	Rod	
66	832298M1	2	Bolt	
	196107M1	2	Washer	

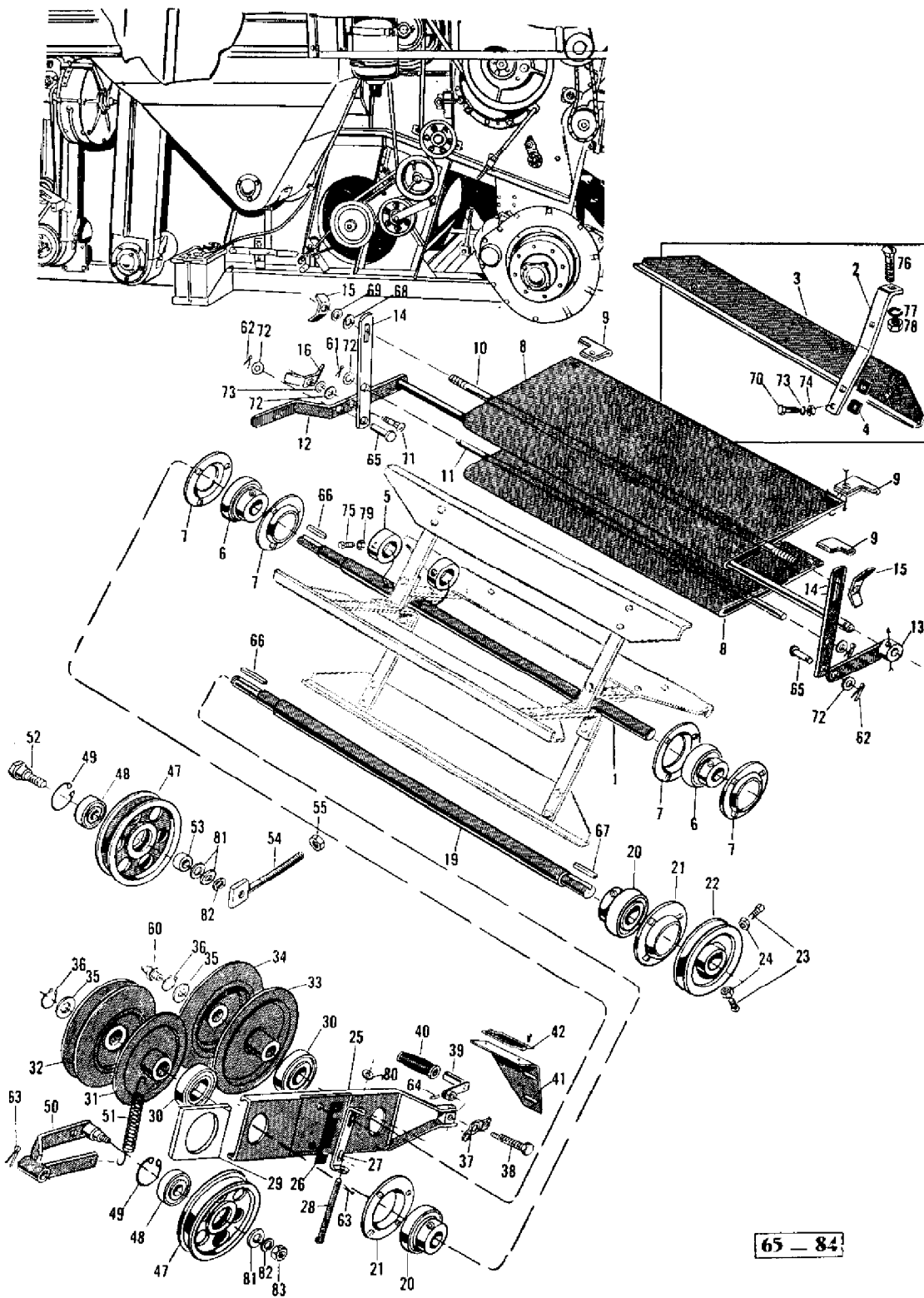
---

---

	353426X1	4	Nut Unf	
	354057X1	2	Pin	
67	353983X1	4	Screw Unf	
	353445X1	4	Lock Washer	
	354120X1	4	Nut	
68	363828X1	2	Nut	
68	338452X1	2	Nut	Alternative 363828X1
69	239061M1	4	Divider	
70	353988X1	25	Screw Unc	
	353441X1	25	Lock Washer	
	354121X1	25	Nut	
71	791407M1	1	Plate	
72	353784X1	2	Bolt Unf	
	353754X1	2	Washer	
	376446X1	2	Nut Unf	

---

VENTILATEUR DE NETTOYAGE  
CLEANING FAN



65 - 84

AGCO Corporation  
Parts List Report

Massey Ferguson (Europe)  
MF 510 COMBINE, ->|  
Page 86 - CLEANING FAN

Item	Part Number	Qty	Part Description	Comments
1	228509M2	1	Shaft	
2	228501M1	8	Arm	
3	228500M1	4	Blade Cutter	
4	GL5001	16	Washer	
5	360560X1	2	Clamp	
6	831514M1	2	Bearing Assy	
7	541388M2	4	Flange	
	353806X1	6	Bolt Unf	NOT ILLUSTRATED SECURING FLANGE NO 7
	353434X1	6	Lock Washer	NOT ILLUSTRATED SECURING FLANGE NO 7
	353431X1	6	Nut Unf	NOT ILLUSTRATED SECURING FLANGE NO 7
8	228508M1	2	Deflector	
9	228502M1	4	Bracket	
	353791X1	4	Bolt Unf	NOT ILLUSTRATED SECURING BRACKET NO 9
	353446X1	4	Lock Washer	NOT ILLUSTRATED SECURING BRACKET NO 9
	353916X1	4	Nut Unf	NOT ILLUSTRATED SECURING BRACKET NO 9
10	228503M1	1	Rod	
11	360595X1	1	Pin	
12	228510M91	1	Clevis Pin	
13	228504M91	1	Lever	
	354232X1	1	Screw	NOT ILLUSTRATED SECURING ARM NO 13
	353753X1	1	Washer	NOT ILLUSTRATED SECURING ARM NO 13
	353445X1	1	Lock Washer	NOT ILLUSTRATED SECURING ARM NO 13
	354120X1	1	Nut	NOT ILLUSTRATED SECURING ARM NO 13
14	228507M1	2	Support	
15	234233M1	2	Nut	
16	229419M1	1	Wing Nut	
19	226672M3	1	Shaft	
20	833416M1	2	Bearing Assy	
21	22520X	2	Flange	

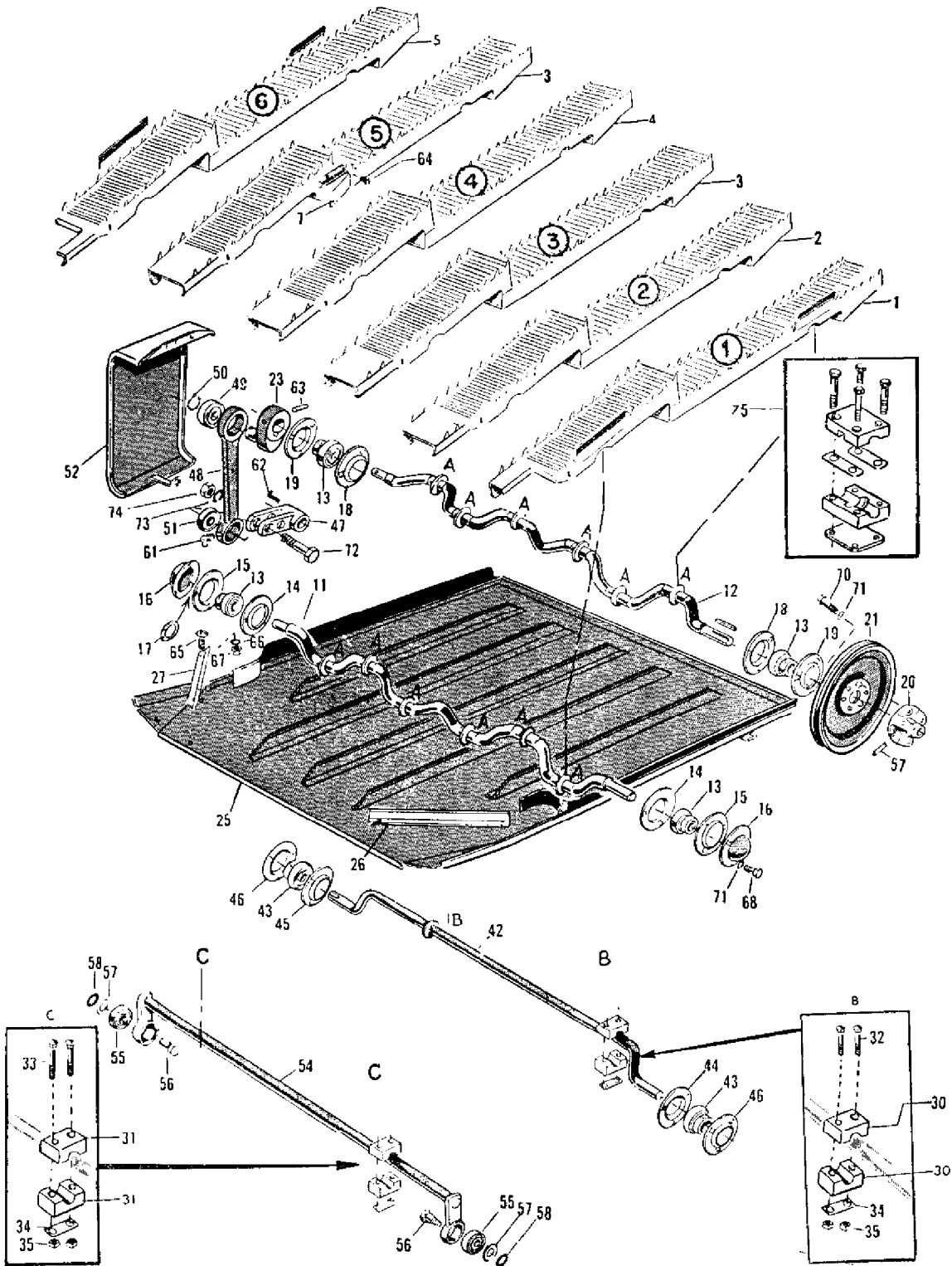
	359985X1	8	Bolt Unf	NOT ILLUSTRATED SECURING FLANGE NO 21
	353439X1	8	Lock Washer	NOT ILLUSTRATED SECURING FLANGE NO 21
	353437X1	8	Nut Unf	NOT ILLUSTRATED SECURING FLANGE NO 21
22	240802M91	1	Pulley	INCL. REF. 23 AND 24
23	355209X1	2	Screw Unc	
24	375110X1	2	Nut Unc	
25	227966M92	1	Channel	INCL. 1 SPACER X2275
26	792456M1	X	Shim	
27	227970M1	1	Bracket	
27	353792X1	2	Bolt Unf	
	353446X1	2	Lock Washer	
	353916X1	2	Nut Unf	
28	195409M1	1	Pin	
29	227965M1	1	Block	
30	831134M1	2	Bearing	
31	226671M1	1	Pulley	
32	226670M1	1	Pulley	
33	228513M1	1	Pulley	
34	228514M1	1	Pulley	
35	832406M1	2	Washer	
36	355803X1	2	Ring	
37	227977M1	1	Bracket	
38	227972M1	1	Bolt	
39	227973M91	1	Crank	
40	227993M1	1	Handle	
41	228742M1	1	Bearer	
41	354241X1	2	Bolt Unf	
	353754X1	2	Washer	
	353441X1	2	Lock Washer	
	353918X1	2	Nut Unf	
42	904125M1	1	Plate	IN FRENCH
	228741M1	1	Plate	IN ENGLISH
	360358X1	2	Screw	
47	213736M1	2	Pulley	
48	22258X	2	Bearing Assy	
49	208230M1	2	Ring	
50	227979M92	1	Arm	
50	353762X1	1	Washer	
	354068X1	1	Pin	
51	227971M1	1	Spring	
52	227964M1	1	Bolt	
53	60039M1	1	Spacer	
54	240460M91	1	Screw	

---

55	375098X1	1	Nut Unc
	354068X1	1	Pin
60	MP1056	X	Grease Nipple
61	354046X1	X	Pin
62	354057X1	X	Pin
63	354066X1	X	Pin
64	195479M1	X	Roll Pin
65	195240M1	X	Pin
66	360318X1	X	Key
67	MP1381	X	Key Door
68	353754X1	X	Washer
69	353441X1	X	Lock Washer
70	353793X1	X	Bolt Unf
71	360502X1	X	Bolt
72	353755X1	X	Washer
73	353446X1	X	Lock Washer
74	353916X1	X	Nut Unf
75	353285X1	X	Screw Unc
76	353811X1	X	Bolt Unf
77	353434X1	X	Lock Washer
78	353431X1	X	Nut Unf
79	375109X1	X	Nut Unc
80	353758X1	X	Washer
81	353760X1	X	Flat Washers
82	353433X1	X	Lock Washer
83	353429X1	X	Nut Unf

---

**SECOUEURS ET RÉCEPTEUR A GRAIN**  
**STRAW WALKERS AND GRAIN PANS**



**67-18**

AGCO Corporation  
Parts List Report

Massey Ferguson (Europe)

MF 510 COMBINE, ->|

Page 90 - STRAW WALKERS AND GRAIN PANS

Item	Part Number	Qty	Part Description	Comments
1	795289M91	1	Walker	INCL. REF. 75 AND 14 NO. 220128M1
2	795339M91	1	Walker	INCL. REF. 75. 75
3	795368M91	2	Walker	INCL. REF. 2
4	795904M91	1	Walker	INCL. REF. 75
5	795367M91	1	Walker	INCL. REF. 75 AND 14 NO. 220128M1
7	234096M1	1	Deflector	
11	238114M91	1	Shaft	
12	238151M91	1	Shaft	
13	353161X1	4	Bearing	
14	833002M1	2	Flange	
15	833004M1	2	Flange	
16	238118M1	2	Cover	
17	238117M1	2	Gasket	
18	832524M1	2	Flange	
19	831834M1	2	Flange	
19	353517X1	6	Screw Unf	
19	353446X1	6	Lock Washer	
20	785334M1	1	Hub	
21	795179M91	1	Pulley	
23	238493M1	1	Crank	
25	795428M91	1	Pan	INCL. 26 WASHERS NO. 353753X1 AND 26 RIVETS NO. 49189X
	792307M1	8	Plug	
26	238154M1	1	Deflector	
27	238153M1	1	Deflector	
30	795485M1	2	Bearing	
	238136M1	2	Bearing	
31	229208M1	2	Bearing	
	226688M1	2	Bearing	
32	354783X1	4	Bolt Unf	
33	354781X1	4	Bolt Unf	
34	790531X1	4	Plate	
35	357556X1	4	Nut	
42	238137M91	1	Crankshaft	
43	831929M1	2	Bearing Assy	
44	832523M1	1	Flange	

45	833003M1	1	Flange	
46	831834M1	2	Flange	
47	238119M1	1	Clevis	
48	223491M1	1	Rod	
49	353152X1	1	Bearing	
50	352660X1	1	Ring	
51	353275X1	1	Bearing	
52	230834M91	1	Cowl	
	353515X1	2	Screw Unf	NOT ILLUSTRATED
	353446X1	2	Lock Washer	
54	226689M91	1	Hanger	
55	350396X1	2	Bearing	
56	226674M1	2	Bolt	
	353760X1	2	Flat Washers	
57	330834X1	2	Pin	
58	359405X1	2	Washer	
61	MP1059	X	Lubricator	
62	MP1111	X	Key Door	
63	330834X1	X	Pin	
64	360236X1	X	Screw	
65	353969X1	X	Screw Unc	
66	353441X1	X	Lock Washer	
67	354121X1	X	Nut	
67	355564X1	X	Nut Unc	
68	353916X1	X	Nut Unf	
70	353520X1	X	Bolt Unf	
71	353446X1	X	Lock Washer	
72	353600X1	X	Bolt Unf	
73	353439X1	X	Lock Washer	
74	353437X1	X	Nut Unf	
75	354781X1	4	Bolt Unf	
	357556X1	4	Nut	
	238124M1	1	Bearing	
	229241M1	8	Packing	
	238124M1	3	Bearing	
	795877M1	2	Plate	
	354786X1	4	Bolt Unf	
	357556X1	4	Nut	
				NOT ILLUSTRATED
	239157M91	12	Riser	
	350129X1	24	Screw Unc	
	796377M91	6	Divider	
	376939X1	24	Screw Unf	
	12412X	24	Washer	

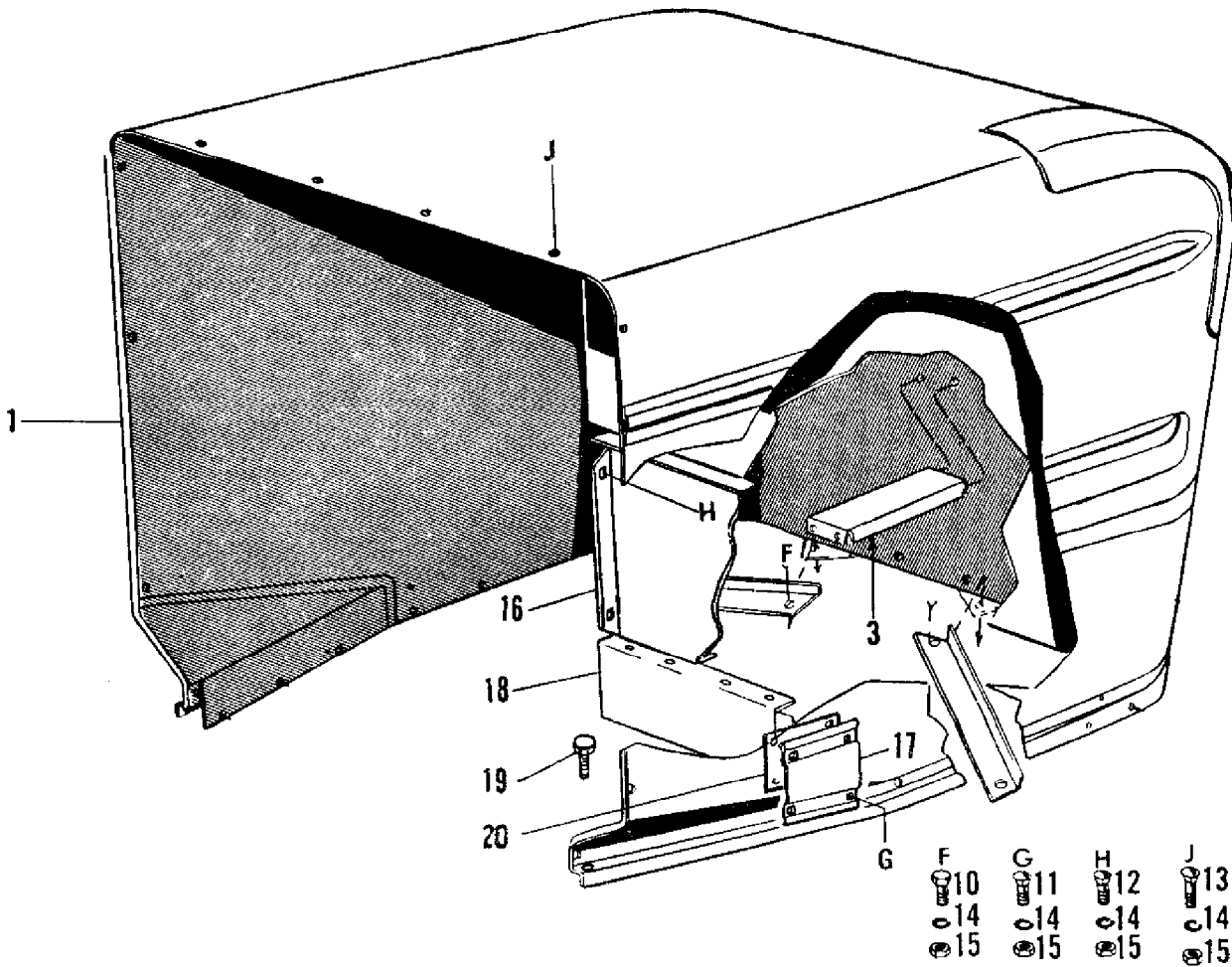
---

353445X1	24	Lock Washer
797148M91	1	Extension

INCL. DIVIDER  
EXTENSION AND  
FIXATION (376939X1 +  
12412X + 353445X1)

---

HOTTE ARRIÈRE  
REAR HOOD



67-19

AGCO Corporation  
Parts List Report

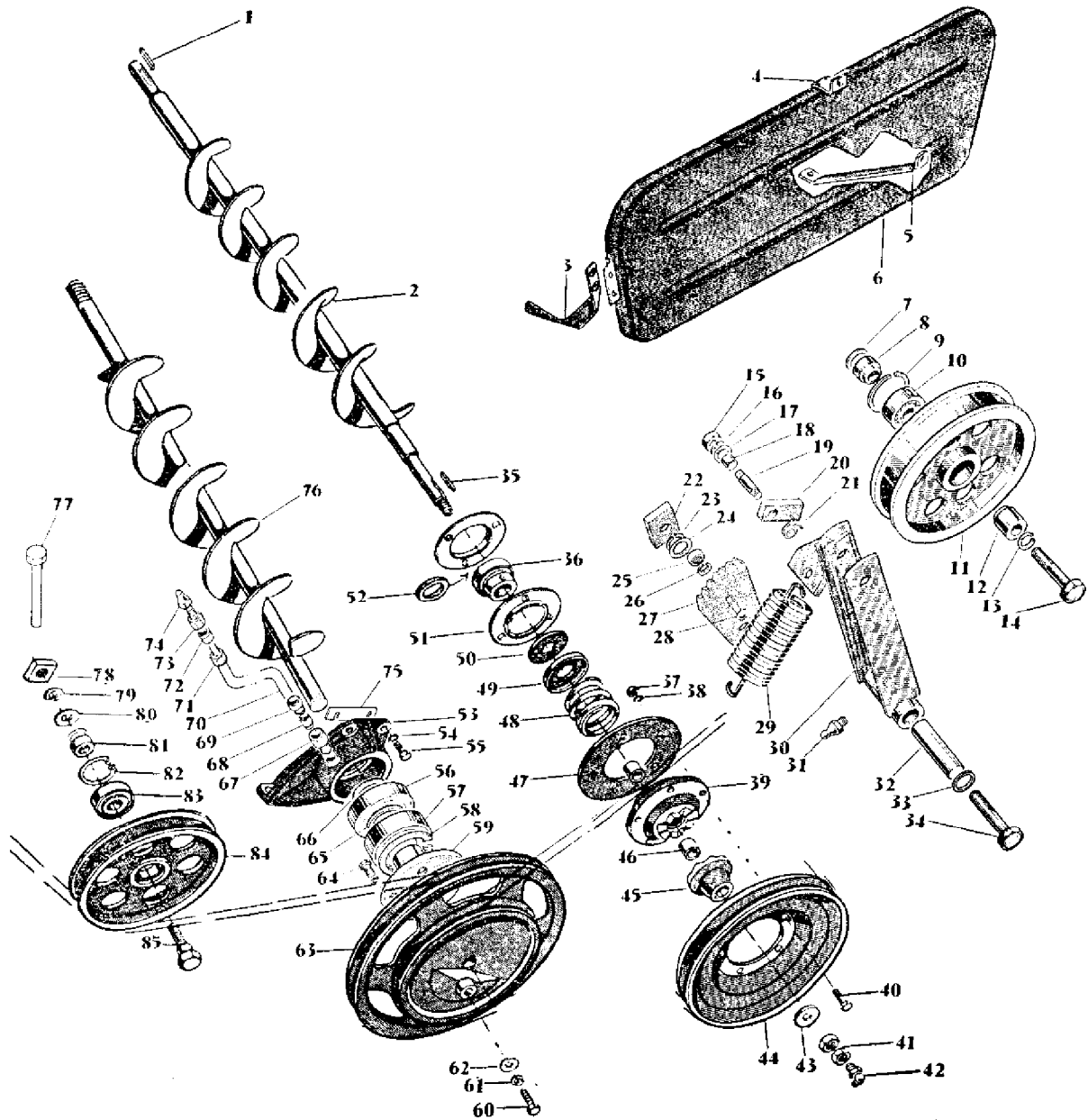
Massey Ferguson (Europe)  
MF 510 COMBINE, ->|  
Page 94 - REAR HOOD

---

Item	Part Number	Qty	Part Description	Comments
1	904370M92	1	Hood	
	792284M1	12	Grommet	NOT ILLUSTRATED
2	795219M1	1	Angle	Right Hand
	795220M1	1	Angle	Left Hand
3	238212M1	1	Stiffener	
10	353516X1	X	Screw Unf	
11	359998X1	X	Bolt Unf	
12	353791X1	X	Bolt Unf	
	355802X1	X	Washer	
13	353515X1	X	Screw Unf	
14	353446X1	X	Lock Washer	
15	353916X1	X	Nut Unf	
16	795215M91	1	Bulkhead	
17	795366M1	1	Plate	
18	238211M1	1	Hood	
19	353518X1	2	Screw Unf	
	353446X1	2	Lock Washer	
	353916X1	2	Nut Unf	
20	795218M1	1	Plate	

---

**VIS D'ÉLEVATEUR A GRAINS ET A OTONS**  
**AUGERS, GRAIN AND RETURN**



65-311

AGCO Corporation  
Parts List Report

Massey Ferguson (Europe)

MF 510 COMBINE, ->|

Page 97 - AUGERS, GRAIN AND RETURN

Item	Part Number	Qty	Part Description	Comments
1	MP1563	1	Key Door	
2	795471M91	1	Auger	
3	234529M91	1	Bracket	
	353559X1	2	Screw Unf	
	353432X1	2	Lock Washer	
	353426X1	2	Nut Unf	
4	238155M91	1	Brace	
5	910041M91	1	Brace	
	353517X1	4	Screw Unf	
	353446X1	4	Lock Washer	
	353916X1	4	Nut Unf	
6	910081M92	1	Shield	
7	353760M1	X	Flat Washers	
8	795185M1	1	Spacer	
9	208230M1	1	Ring	
10	22258X	1	Bearing Assy	
11	910085M1	1	Rack	
12	795186M1	1	Spacer	
13	353433X1	1	Lock Washer	
14	353621X1	1	Bolt Unf	
15	353431X1	1	Nut Unf	
16	353434X1	1	Lock Washer	
17	353756X1	1	Washer	
18	795183M1	1	Bush	
19	795182M1		Stud	
20	795184M1	1	Pawl	
21	795187M1	1	Spring	
22	227974M1	1	Nut	
23	353433X1		Lock Washer	
24	353760X1	1	Flat Washers	
25	353916X1	1	Nut Unf	
26	353446X1	1	Lock Washer	
27	910085M1	1	Rack	
28	353794X1	1	Bolt Unf	
29	795190M1	1	Spring	
30	795170M91	1	Bearer	
31	200191M1	1	Nipple	
32	795188M1	1	Sleeve	
33	353760X1	1	Flat Washers	

---

34	353635X1	1	Bolt Unf
	785344M1		Shim
35	MP1342	1	Key
36	353134X1	1	Bearing Assy
37	353916X1	5	Nut Unf
38	353446X1	5	Lock Washer
39	1883765M91	1	Clutch
40	353519X1		Screw Unf
41	353429X1	2	Nut Unf
42	13533X	X	Grease Nipple
43	353774X1	1	Washer
44	795176M91	1	Pulley
45	228989M1	1	Clutch
46	795995M1	1	Bush
47	228987M1	1	Plate
48	794933M1	1	Spring
49	230239M1	1	Bearing
50	230240M1	1	Washer
51	22691X	2	Flange
52	240717M1	1	Washer
53	794660M1	1	Housing
54	353432X1	1	Lock Washer
55	353561X1	X	Screw Unf
56	353104X1	1	Bearing
57	353104X1	1	Bearing
58	353165X1	1	Circlip
59	794658M1	1	Hub
60	353699X1	1	Screw Unc
61	353432X1	1	Lock Washer
62	667957M1	1	Washer
63	794925M1	1	Pulley
64	353537X1	4	Screw Unf
	353434X1	4	Lock Washer
65	794659M1	1	Spacer
66	762101M1	1	Ring
67	376795X1	1	Adaptor
68	376796X1	1	Olive
69	376797X1	1	Nut
70	895718M1	1	Tube
71	376794X1	1	Nut
72	376793X1	1	Nut Bsp
73	376790X1	1	Adaptor
74	MP1057	1	Nipple
75	795102M1	X	Shim
76	794923M91	1	Worm
77	363926X1	1	Bolt

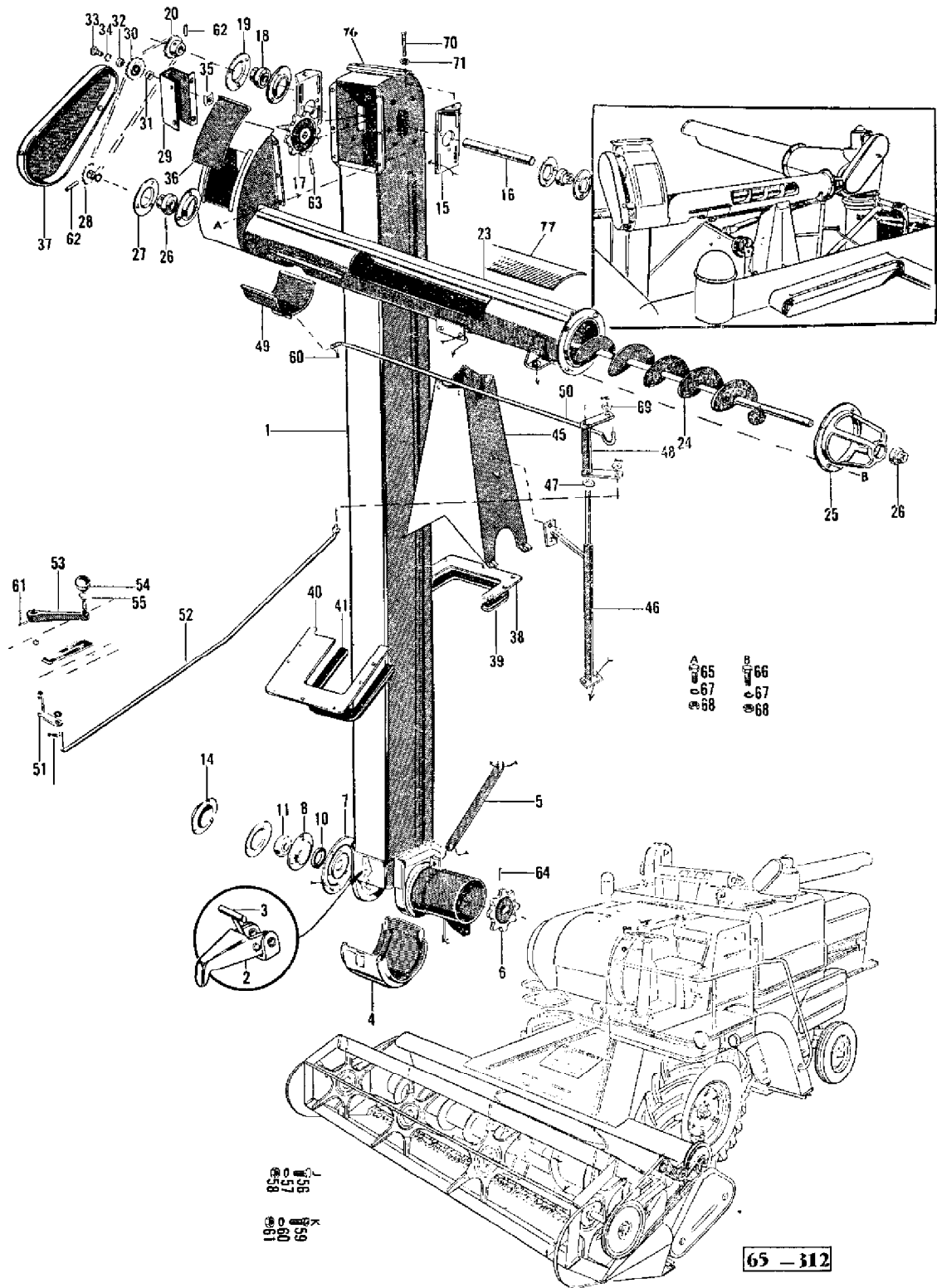
---

---

78	795447M1	1	Nut
79	353433X1	1	Lock Washer
80	353760M1	2	Flat Washers
81	304337M1	1	Spacer
82	208230M1	1	Ring
83	22258X	1	Bearing Assy
84	910086M1	1	Pulley
85	227964M1	1	Bolt

---

ÉLÉVATEUR A GRAINS  
GRAIN ELEVATOR



A 65  
B 66  
C 67  
D 68

1 55  
2 57  
3 58  
4 59  
5 60  
6 61

65 - 312

AGCO Corporation  
Parts List Report

Massey Ferguson (Europe)  
MF 510 COMBINE, ->|  
Page 101 - GRAIN ELEVATOR

Item	Part Number	Qty	Part Description	Comments
1	910091M91	1	Elevator	INCL. REF. 2 AND 3, 356900X1
	356900X1	7	Screw	
2	235576M91	2	Clamp	
3	230882M91	2	Latch	
4	240493M91	1	Panel	
5	233212M1	1	Brace	
	353558X1	2	Screw Unf	
	353432X1	2	Lock Washer	
	353426X1	2	Nut Unf	
6	791072M2	1	Sprocket	
7	240676M1	2	Plate	
8	22691X	2	Flange	
	832149M1	3	Bolt	
	353434X1	3	Lock Washer	
	353431X1	3	Nut Unf	
10	794940M1	1	Washer	
11	353134X1	1	Bearing Assy	
14	230763M1	1	Cover	
15	228985M91	2	Plate	
	354484X1	8	Bolt Unf	
	353755X1	8	Washer	
	353446X1	8	Lock Washer	
	353916X1	8	Nut Unf	
16	794956M1	1	Shaft	
17	240973M1	1	Pinion	
18	353152X1	2	Bearing	
19	22632X	4	Flange	
	355727X1	6	Bolt Unf	
	353446X1	6	Lock Washer	
	353916X1	6	Nut Unf	
20	794957M91	1	Pinion	
23	904378M92	1	Tube	INCL. 354180X1
	354180X1	7	Nut	
24	238088M91	1	Screw	
25	234937M1	1	Housing	
26	353114X1	2	Bearing	
27	22632X	2	Flange	
28	222086M91	1	Pinion	

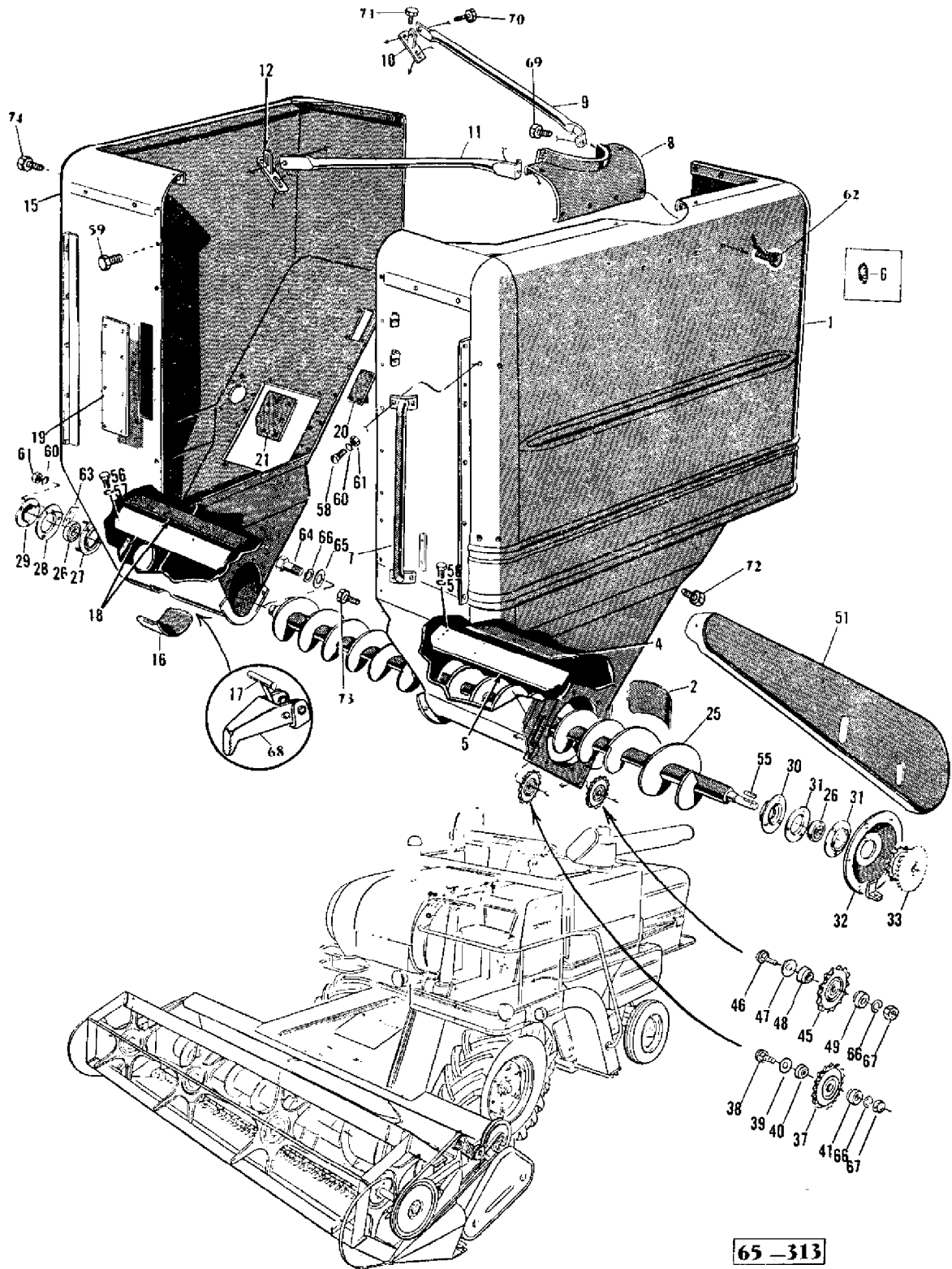
29	234939M1	1	Bearer	
	354484X1	2	Bolt Unf	
	355802X1	2	Washer	
	353446X1	2	Lock Washer	
	353916X1	2	Nut Unf	
30	232137M91	1	Sprocket	INCL. 224719M1 AND 832198M1 Number of Teeth/Splines: 16
	224719M1	1	Sprocket	
	832198M1	1	Bearing Ball	
31	228729M1	1	Spacer	
32	228814M1	1	Spacer	
33	353565X1	1	Bolt Unf	
34	353432X1	1	Lock Washer	
35	226797M1	1	Nut	
36	234940M1	1	Door	
37	234938M1	1	Cowl	
38	911076M1	1	Cover	
39	230753M1	1	Facing	
40	911078M91	1	Cover	
	353791X1	13	Bolt Unf	
	353792X1	3	Bolt Unf	
	353446X1	16	Lock Washer	
	353916X1	16	Nut Unf	
41	238104M1	1	Gasket	
45	904379M92	1	Bearer	
46	904380M91	1	Bearer	
	353515X1	2	Screw Unf	
	353446X1	2	Lock Washer	
	353755X1	6	Washer	
47	353758X1	X	Washer	
48	240536M91	1	Lever	
49	230838M91	1	Door	
50	911676M91	1	Rod	
51	234828M91	1	Arm	
52	238338M91	1	Stem	
53	234825M91	1	Lever	
54	205612M1	1	Knob	
55	375111X1	1	Nut Unc	
60	354048X1	X	Pin	
61	353481X1	X	Pin	
62	49372X	X	Pin	
63	339259X1	X	Pin	
64	339259X1	X	Pin	
65	353515X1	X	Screw Unf	
66	353518X1	X	Screw Unf	
67	353446X1	X	Lock Washer	

---

68	353916X1	X	Nut Unf	
69	353756X1	X	Washer	
70	831641M1	X	Bolt	
71	353757X1	X	Washer	
72	353788X1	X	Bolt Unf	
73	238350M1	1	Plate	
75	353516X1	8	Screw Unf	
	353446X1	8	Lock Washer	
	355618X1	8	Washer	
	353916X1	8	Nut Unf	
	353517X1	1	Screw Unf	
76	793768M91	1	Cap	CAP SECURING KIT
	353916X1	2	Nut Unf	CAP SECURING KIT
	353755X1	2	Washer	CAP SECURING KIT
	353446X1	2	Lock Washer	CAP SECURING KIT
77	794928M1	1	Shield	

---

RÉSERVOIR A GRAINS  
GRAIN TANK



65-313

AGCO Corporation  
Parts List Report

Massey Ferguson (Europe)  
MF 510 COMBINE, ->|  
Page 105 - GRAIN TANK

Item	Part Number	Qty	Part Description	Comments
1	910087M92	1	Tank	Left Hand INCL. REF. 1, 17 AND 68 + 7, 354170X1
	354710X1	1	Screw Unc	
2	228952M91	1	Door	
4	794496M1	1	Cover	
5	910103M1	1	Extension	
6	359354X1	1	Plug	
7	228637M91	1	Rail	
8	23490M1	1	Bracket	
9	795970M1	1	Stay	
10	795986M91	1	Bracket	
11	795985M91	1	Bracket	
12	795985M91	1	Bracket	
15	911132M91	1	Tank	Right Hand INCL. REF. 17, 18, 69 + 8, 354170X1 + 1, 240070M1
	354170X1	1	Nut	
	240070M1	1	Plate	
16	230876M91	1	Door	
17	230882M91	2	Latch	
18	910108M1	2	Cover	
19	238708M1	1	Cover	
20	238709M1	1	Cover	
21	240698M1	1	Cover	
25	911082M91	1	Setscrew	
26	831087M1	2	Bearing	INCL. 3, NO. 355796X1
27	238202M91	3	Flange	INCL. 3, NO. 355796X1
	355796X1	3	Screw	
28	831834M1	1	Flange	
29	226684M1	1	Cover	
30	228879M1	1	Shield	
	832149M1	3	Bolt	
	353434X1	3	Lock Washer	
	353431X1	3	Nut Unf	
31	22691X	2	Flange	

---

32	238731M91	1	Flange	
33	910112M91	1	Pinion	
	794485M1	1	Bolt	
	794507M1	1	Spacer	
	359404X1	1	Lock Washer	
37	228806M91	1	Sprocket	
38	353832X1	1	Bolt Unf	
39	GN3011	1	Washer	
40	228729M1	1	Spacer	
41	228814M1	1	Spacer	
45	228806M91	1	Sprocket	INCL. 1, 224263M1, + 832198M1
	224263M1	1	Sprocket	Number of Teeth/Splines: 14
	832198M1	1	Bearing Ball	
46	353834X1	1	Bolt Unf	
47	GN3011	1	Washer	
49	228514M1	1	Pulley	
51	910100M91	1	Cowl	
	353516X1	2	Screw Unf	
	353446X1	2	Lock Washer	
	353755X1	2	Washer	
55	GL1122	X	Key Door	
56	353501X1	1	Screw Unf	
57	353441X1	X	Lock Washer	
58	353792X1	X	Bolt Unf	
59	353446X1	57	Lock Washer	
	353916X1	57	Nut Unf	
	359998X1	57	Bolt Unf	
60	353446X1	X	Lock Washer	
61	353916X1	X	Nut Unf	
62	353808X1	6	Bolt Unf	
	353434X1	6	Lock Washer	
	353431X1	6	Nut Unf	
63	360016X1	X	Nut	
64	353559X1	X	Screw Unf	
65	667957M1	X	Washer	
66	353432X1	X	Lock Washer	
67	353426X1	X	Nut Unf	
68	235576M91	2	Clamp	INCL. 2, NO. 19638X
	19638X		Rivet	
69	353540X1	2	Screw Unf	
	353434X1	2	Lock Washer	
	353431X1	2	Nut Unf	
70	353538X1	2	Screw Unf	
	353434X1	2	Lock Washer	
	353431X1	2	Nut Unf	

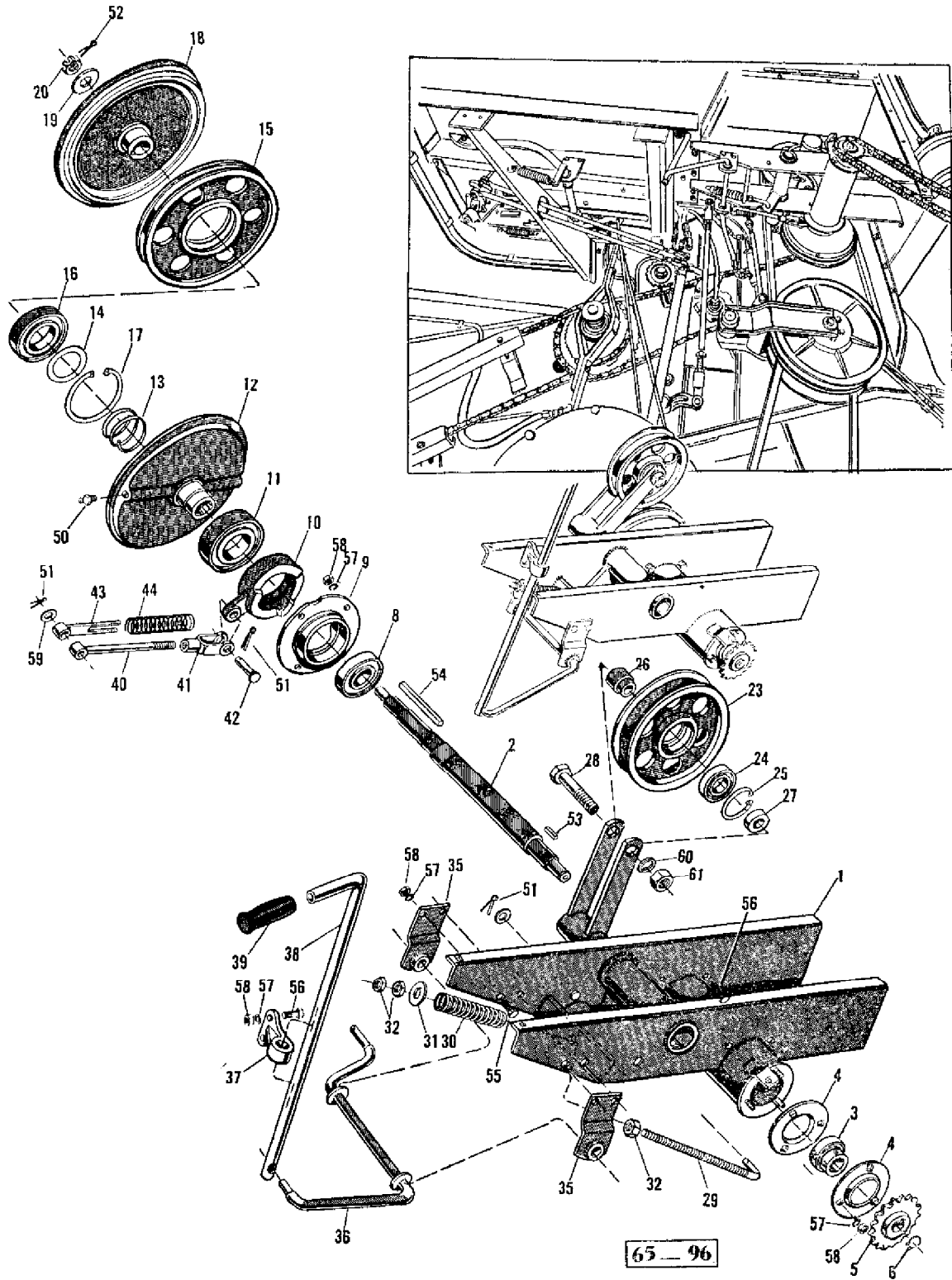
---

---

71	353517X1	4	Screw Unf
	353755X1	4	Washer
	353446X1	4	Lock Washer
72	353515X1	3	Screw Unf
	353446X1	3	Lock Washer
	353916X1	3	Nut Unf
73	353516X1	12	Screw Unf
	353446X1	12	Lock Washer
74	355149X1	1	Bolt
	353446X1	1	Lock Washer
	354122X1	1	Nut

---

**ENTRAÎNEMENT ET COMMANDE DE DÉCHARGE**  
**UNLOADER DRIVE AND CONTROL**



AGCO Corporation  
Parts List Report

Massey Ferguson (Europe)

MF 510 COMBINE, ->|

Page 109 - UNLOADER DRIVE AND CONTROLS

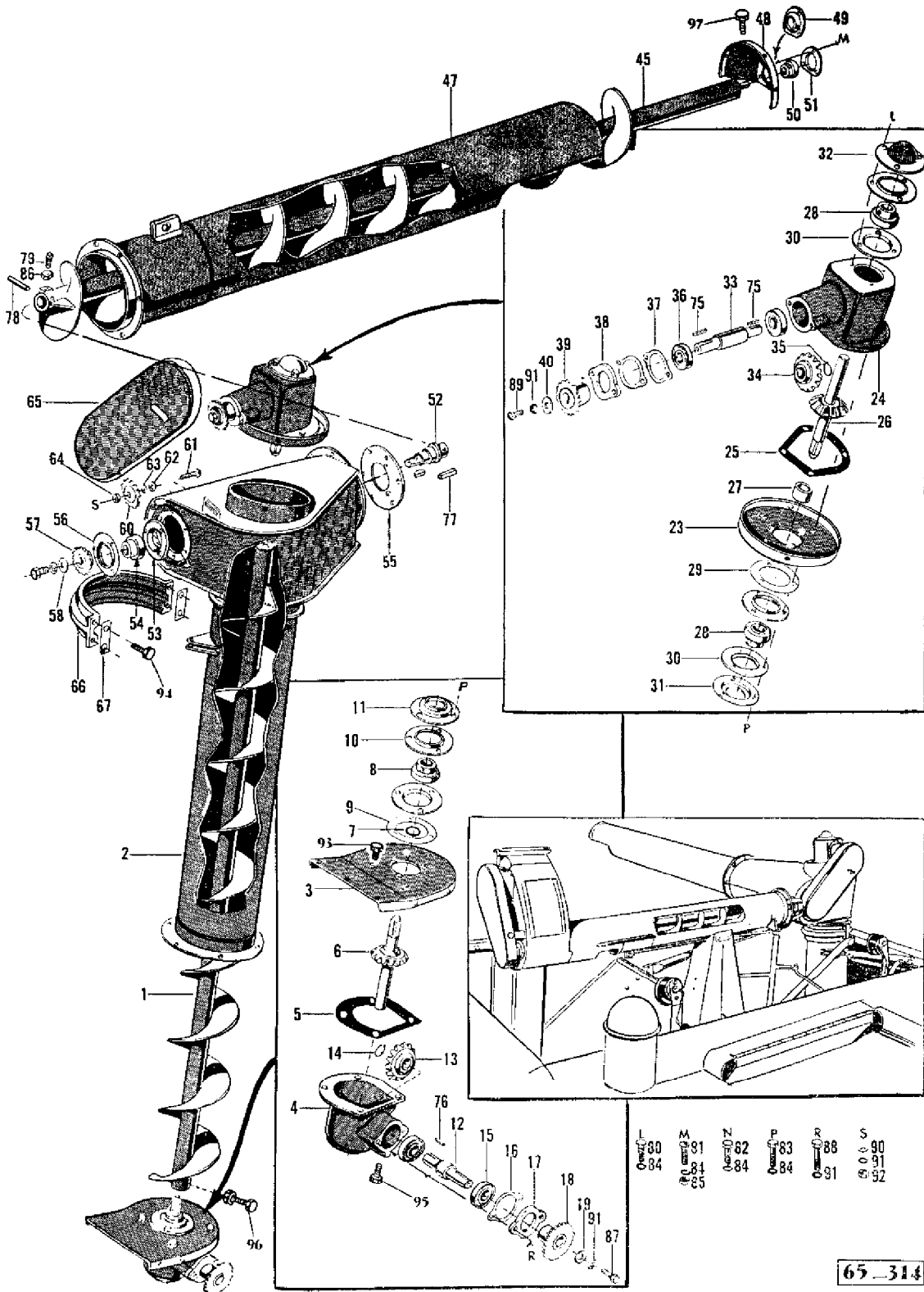
Item	Part Number	Qty	Part Description	Comments
1	910105M91	1	Bearer	
	353732X1	6	Bolt	
	353446X1	6	Lock Washer	
	353916X1	6	Nut Unf	
2	910362M1	1	Shaft	
3	353249X1	1	Bearing	
4	22286X	2	Flange	
5	910128M91	1	Pinion	
6	22042X	1	Segment	
8	353236X1	1	Bearing	
9	233543M1	1	Eccentric	
10	233542M1	1	Actuator	
11	353236X1	1	Bearing	
12	233539M1	1	Pulley	
13	233541M1	1	Spring	
14	832496M1	1	Washer	
15	233540M1	1	Pulley	
16	353246X1	1	Bearing	
17	350392X1	1	Ring	
18	233538M1	1	Pulley	
19	355623X1	1	Washer	
20	353927X1	1	Nut Unf	
23	213736M1	1	Pulley	
24	22258X	1	Bearing Assy	
25	208230M1	1	Ring	
26	233537M1	1	Bush	
27	361221X1	1	Spacer	
28	353625X1	1	Bolt Unf	
29	234538M1	1	Rod	
30	234003M1	1	Spring	
31	355620X1	1	Washer	
32	375110X1	4	Nut Unc	
35	230603M91	2	Bearer	
36	230612M91	1	Crank	
37	230604M1	1	Bearer	
38	230338M1	1	Lever	
39	230601M1	1	Handle	
40	230614M91	1	Rod Link	
41	210880M1	1	Arm	

---

42	354190X1	1	Pin
43	230621M91	1	Arm
44	51807M1	1	Spring
50	MP1056	X	Grease Nipple
51	354048X1	X	Pin
52	354070X1	X	Pin
53	SU1200	X	Key Door
54	10737X	X	Key Door
55	353517X1	X	Screw Unf
56	353518X1	X	Screw Unf
57	353446X1	X	Lock Washer
58	353916X1	X	Nut Unf
59	353757X1	X	Washer
60	353433X1	X	Lock Washer
61	353427X1	X	Nut Unf

---

**VIS DE DÉCHARGE  
UNLOADER AUGERS**



MOISSONNEUSE-BATTEUSE 510-8  
510-8 COMBINE

65-314

AGCO Corporation  
Parts List Report

Massey Ferguson (Europe)  
MF 510 COMBINE, ->|  
Page 110 - UNLOADER AUGERS

Item	Part Number	Qty	Part Description	Comments
1	238294M93	1	Auger	
2	910092M93	1	Tube	
	195446M1	1	Pin	
	361332X1	1	Pin	
	353752X1	1	Washer	
	U1134	1	Spring	
3	238733M92	1	Plate	INCL. 3, NO. 354171X1
	354171X1	3	Nut	
	353791X1	3	Bolt Unf	
	353446X1	3	Lock Washer	
	353755X1	3	Washer	
	353916X1	3	Nut Unf	
	353516X1	15	Screw Unf	
	353446X1	15	Lock Washer	
	353916X1	15	Nut Unf	
4	228860M2	1	Housing	
	910412M1	1	Plate	NOT ILLUSTRATED
	353446X1	3	Lock Washer	NOT ILLUSTRATED
	353676X1	3	Screw Unc	NOT ILLUSTRATED
5	230751M2	1	Gasket	
6	243949M91	1	Shaft	
7	361015X1	X	Washer	
8	832441M1	1	Bearing Assy	
9	228852M1	1	Gasket	
10	831834M1	2	Flange	
11	910098M1	1	Cowl	
12	238735M1	1	Shaft	
13	238979M1	1	Gear	
14	208505M1	1	Circlip	
15	204220M1	2	Bearing	
16	224024M1	X	Shim	
17	224001M1	1	Cap	
18	240795M91	1	Pinion	
19	667957M1	1	Washer	
23	228787M91	1	Cap	
24	228774M1	1	Housing	
	353518X1	3	Screw Unf	
	353446X1	3	Lock Washer	

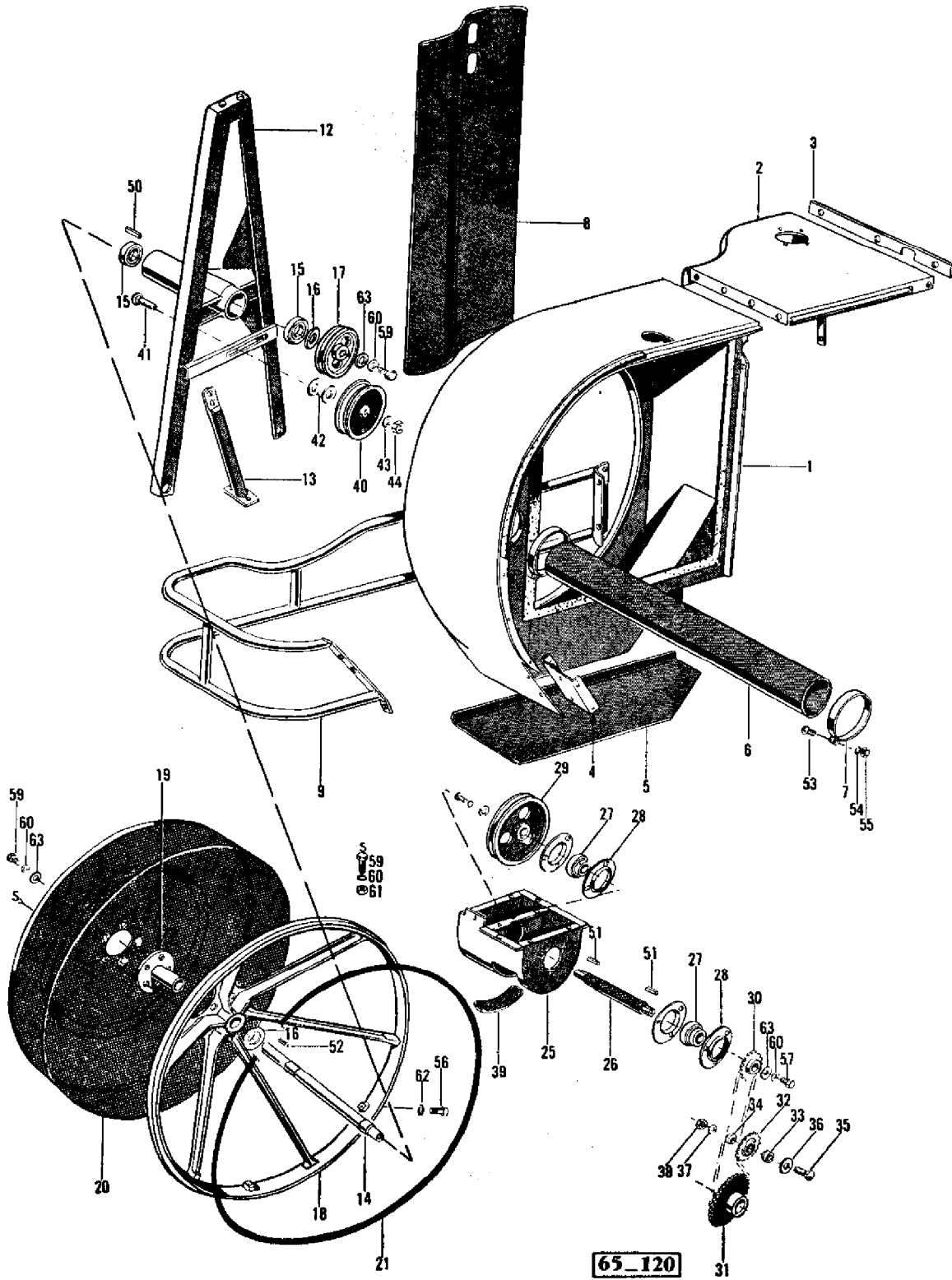
	353916X1	1	Nut Unf	
25	230933M1	1	Gasket	
26	228797M91	1	Shaft	
27	228800M1	1	Spacer	
28	832441M1	2	Bearing Assy	
29	224256M1	X	Shim	.015"
	224257M1	X	Shim	.015"
30	831834M1	4	Flange	
31	230934M1	1	Shield	
32	226684M1	1	Cover	
33	228795M1	1	Shaft	
34	228796M1	1	Gear	
35	352438X1	1	Circlip	
36	204220M1	2	Bearing	
37	224023M1	X	Shim	.003" .015"
38	224001M1	1	Cap	
39	228790M91	1	Sprocket	
40	196107M1	1	Washer	
45	228775M92	1	Auger	
47	240411M91	1	Tube	
48	240414M1	1	Cap	
49	240416M1	1	Race	
50	353249X1	1	Bearing	
51	831838M1	2	Flange	
52	240407M1	1	Stud	
53	228879M1	1	Shield	
54	831087M1	1	Bearing	
55	228784M91	1	Plate	
56	831834M1	1	Flange	
57	228792M91	1	Sprocket	
58	196107M1	1	Washer	
60	232137M91	1	Sprocket	INCL. 1 224719M1, + 832198M1
	224719M1	1	Sprocket	
	832198M1	1	Bearing Ball	
61	353840X1	1	Bolt Unf	
62	GN3011	1	Washer	
63	228729M1	1	Spacer	
64	228789M1	1	Spacer	
65	228771M91	1	Cowl	
	353516X1	2	Screw Unf	
	353755X1	2	Washer	
	353446X1	2	Lock Washer	
66	234789M1	1	Bracket	
67	360582X1	X	Shim	

---

75	SU1200	X	Key Door
76	359039X1	X	Key
77	355702X1	X	Key
78	16766X	X	Pin
79	354373X1	X	Screw Unc
80	353676X1	X	Screw Unc
81	353792X1	X	Bolt Unf
82	353677X1	X	Screw Unc
83	353517X1	X	Screw Unf
84	353446X1	X	Lock Washer
85	353916X1	X	Nut Unf
86	375108X1	X	Nut Unc
87	353559X1	X	Screw Unf
88	353699X1	X	Screw Unc
89	353560X1	X	Screw Unf
90	353757X1	X	Washer
91	353432X1	X	Lock Washer
92	353426X1	X	Nut Unf
93	353827X1	4	Bolt Unf
	353432X1	4	Lock Washer
	353426X1	4	Nut Unf
94	353691X1	4	Screw Unc
	353434X1	4	Lock Washer
95	353678X1	1	Screw Unc
	353446X1	1	Lock Washer
96	353907X1	2	Screw Unc
	375109X1	2	Nut Unc
97	353501X1	4	Screw Unf
	353441X1	4	Lock Washer
	353918X1	4	Nut Unf

---

PRISE D'AIR DU RADIATEUR  
COOLING AIR INTAKE



65-120

AGCO Corporation  
Parts List Report

Massey Ferguson (Europe)  
MF 510 COMBINE, ->|  
Page 114 - COOLING AIR INTAKE

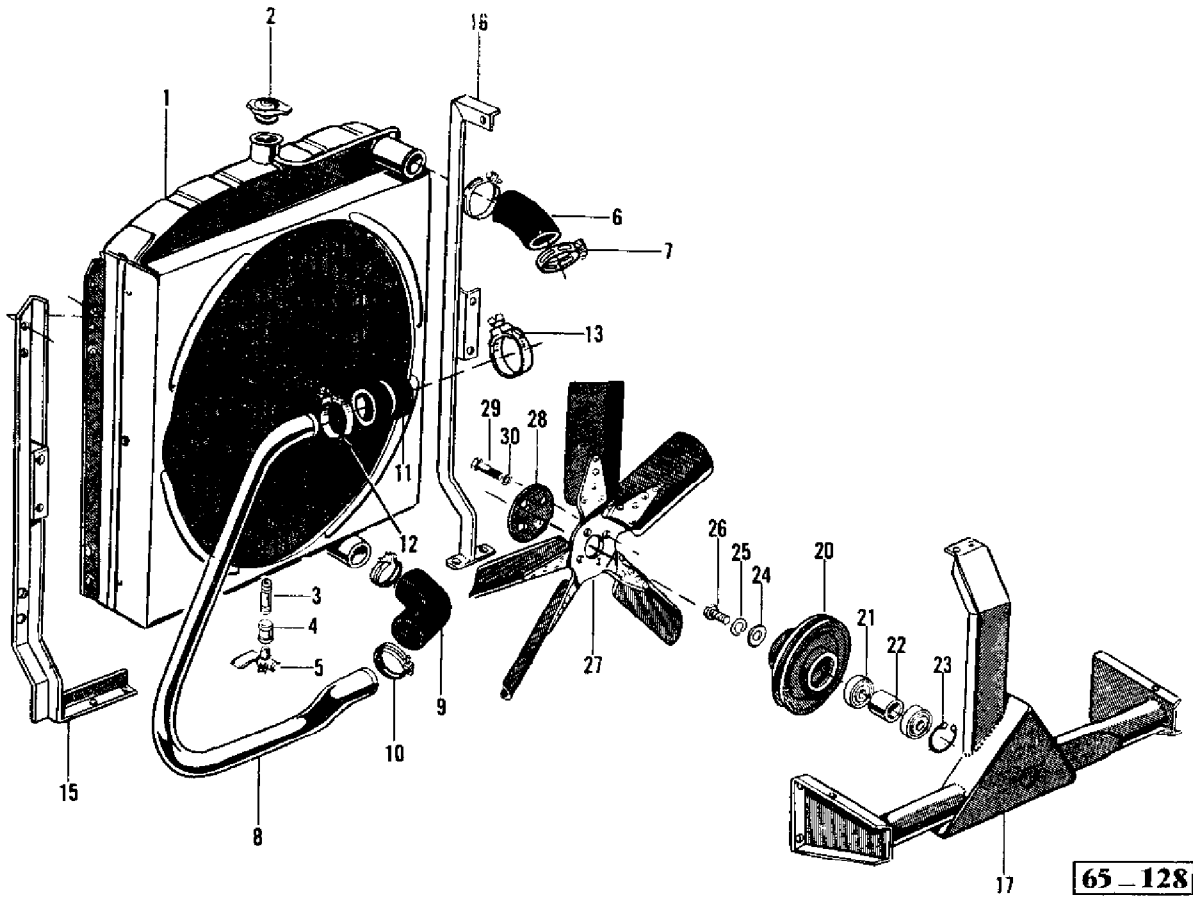
Item	Part Number	Qty	Part Description	Comments
1	238307M92	1	Chamber	
	353561X1	2	Screw Unf	
	353562X1	1	Screw Unf	
	353432X1	3	Lock Washer	
	353426X1	3	Nut Unf	
	233231M1	1	Plug	
	353359X1	4	Plug	1 1/32"
	359383X1	1	Plug	13/16"
	210280M1	1	Grommet	
2	238300M91	1	Cover	
3	238376M1	1	Band	
4	238314M91	1	Channel	INCL. 4 WELDABLE NUTS 354171X1
5	238431M92	1	Shield	
6	238313M1	1	Tube	
7	832520M1	2	Clamp	
8	910406M91	1	Panel	INCL. 14 PINS 831786M1
	353520X1	6	Bolt Unf	
	353446X1	6	Lock Washer	
	353916X1	6	Nut Unf	
9	238310M91	1	Frame	
12	238305M91	1	Frame	
	353517X1	5	Screw Unf	
	353755X1	5	Washer	
	353446X1	5	Lock Washer	
	353916X1	5	Nut Unf	
	361271X1	4	Flat Washers	
13	240624M91	1	Brace	
	353517X1	6	Screw Unf	
	353446X1	6	Lock Washer	
	353916X1	6	Nut Unf	
14	238299M1	1	Shaft	
15	22258X	2	Bearing Assy	
16	363364X1	X	Washer	
17	228726M1	1	Pulley	
18	239441M1	1	Frame	
19	239440M91	1	Hub	
20	240798M91	1	Filter	

---

21	240405M1	1	Facing
25	228731M91	1	Housing
26	228672M1	1	Shaft
27	353249X1	2	Bearing
28	22286X	4	Flange
	353792X1	10	Bolt Unf
	353446X1	10	Lock Washer
	353916X1	10	Nut Unf
29	228671M1	1	Pulley
30	228673M1	1	Sprocket
31	230717M91	1	Sprocket
	667556M1	1	Washer
	353559X1	1	Screw Unf
	353432X1	1	Lock Washer
	355699X1	1	Key
32	232137M91	1	Sprocket
33	228729M1	1	Spacer
34	228814M1	1	Spacer
35	353832X1	1	Bolt Unf
36	GN3011	1	Washer
37	353432X1	1	Lock Washer
38	353426X1	1	Nut Unf
39	228740M1	1	Door
	340371X1	2	Setscrew
	356917X1	2	Nut
40	227460M1	1	Pulley
41	353835X1	1	Bolt
42	GN3011	2	Washer
43	353432X1	1	Lock Washer
44	353426X1	1	Nut Unf
50	22597X	X	Key
51	SU1200	X	Key Door
52	MP1342	X	Key
53	353981X1	X	Screw Unc
54	353445X1	X	Lock Washer
55	354120X1	X	Nut
56	353675X1	X	Screw Unc
57	353516X1	X	Screw Unf
59	353517X1	X	Screw Unf
60	353446X1	X	Lock Washer
61	353916X1	X	Nut Unf
62	22428X	X	Lock Washer
63	GB1031	X	Washer

---

**RADIATEUR ET VENTILATEUR  
RADIATOR AND FAN**



**65 - 128**

AGCO Corporation  
Parts List Report

Massey Ferguson (Europe)  
MF 510 COMBINE, ->|  
Page 118 - RADIATOR AND FAN

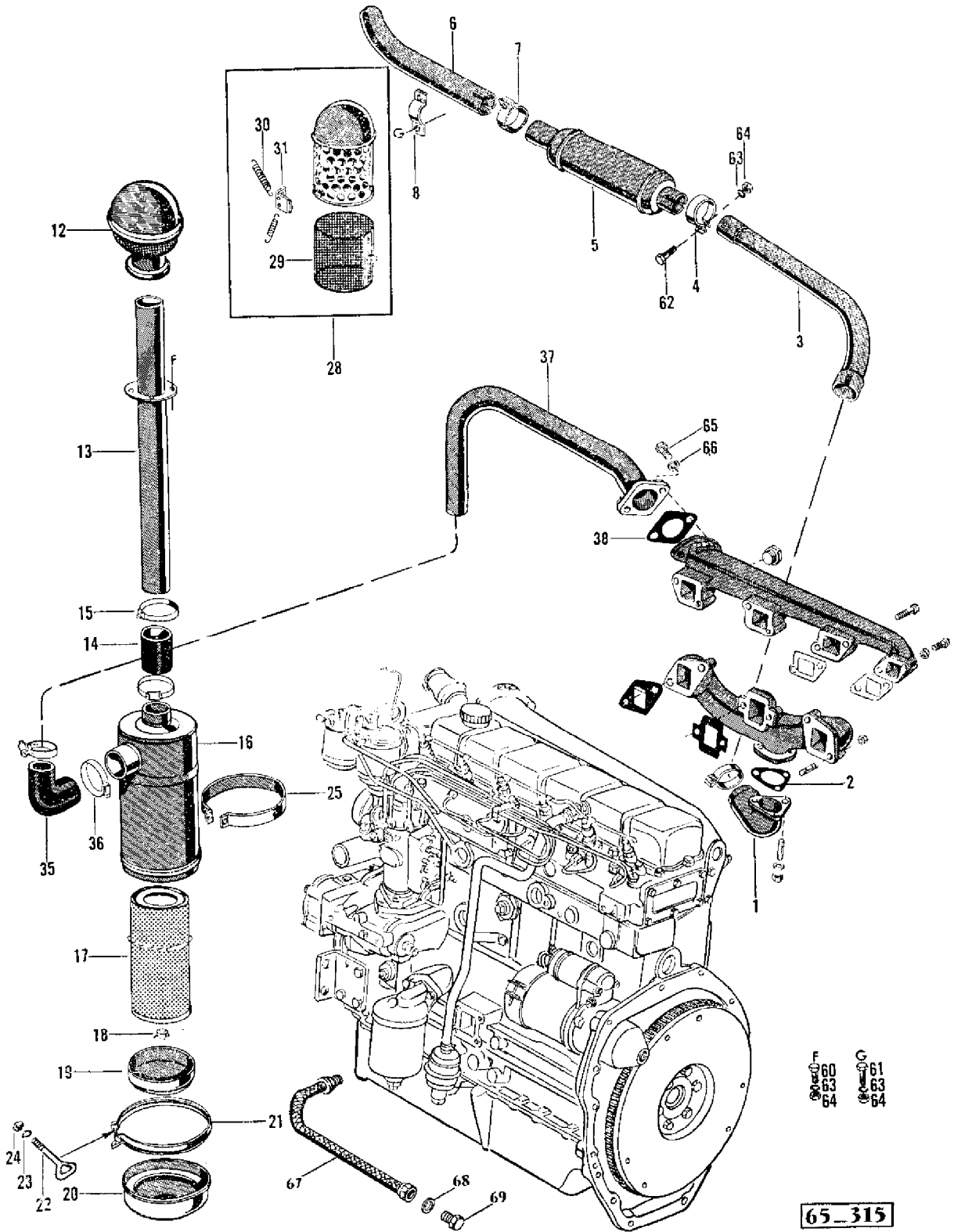
Item	Part Number	Qty	Part Description	Comments
1	234813M1	1	Radiator	
	910433M91	1	Radiator	INCL. 234813M1 + 968816M1
1	910471M91	1	Radiator	INCL. 910388M1 + 968816M1 Alternative 910433M91
	910388M1	1	Radiator	
	910150M1	1	Plate	
2	968816M1	1	Cap	
3	359568X1	1	Tube	
4	359770X1	1	Coupling	
5	AT1197	1	Cock	
6	230304M1	1	Elbow	
7	14106X	2	Clip	
8	230306M2	1	Tube	
9	233835M1	1	Elbow	
10	2480X	2	Clamp	
11	230305M1	1	Hose	
12	2480X	1	Clamp	
13	14106X	1	Clip	
15	230663M91	1	Bracket	
15	353559X1	3	Screw Unf	
	353432X1	3	Lock Washer	
	353426X1	3	Nut Unf	
16	230649M91	1	Bracket	
16	353518X1	2	Screw Unf	
	353755X1	2	Washer	
	353446X1	2	Lock Washer	
	353916X1	2	Nut Unf	
17	230656M92	1	Bearer	
20	234186M1	1	Pulley	
21	832686M1	1	Bearing Assy	
	353067X1	1	Bearing	
22	230758M1	1	Spacer	
23	208230M1	1	Ring	
24	361228X1	1	Washer	
25	353446X1	1	Lock Washer	
26	353517X1	1	Screw Unf	
27	220780M1	1	Fan	

---

28	230757M1	1	Cover
29	353679X1	4	Screw Unc
30	353446X1	4	Lock Washer

---

### ADMISSION D'AIR ET ÉCHAPPEMENT MANIFOLDS AND AIR FILTER



60  
61  
62  
63  
64

**65-315**

AGCO Corporation  
Parts List Report

Massey Ferguson (Europe)

MF 510 COMBINE, ->|

Page 121 - MANIFOLDS AND AIR FILTER

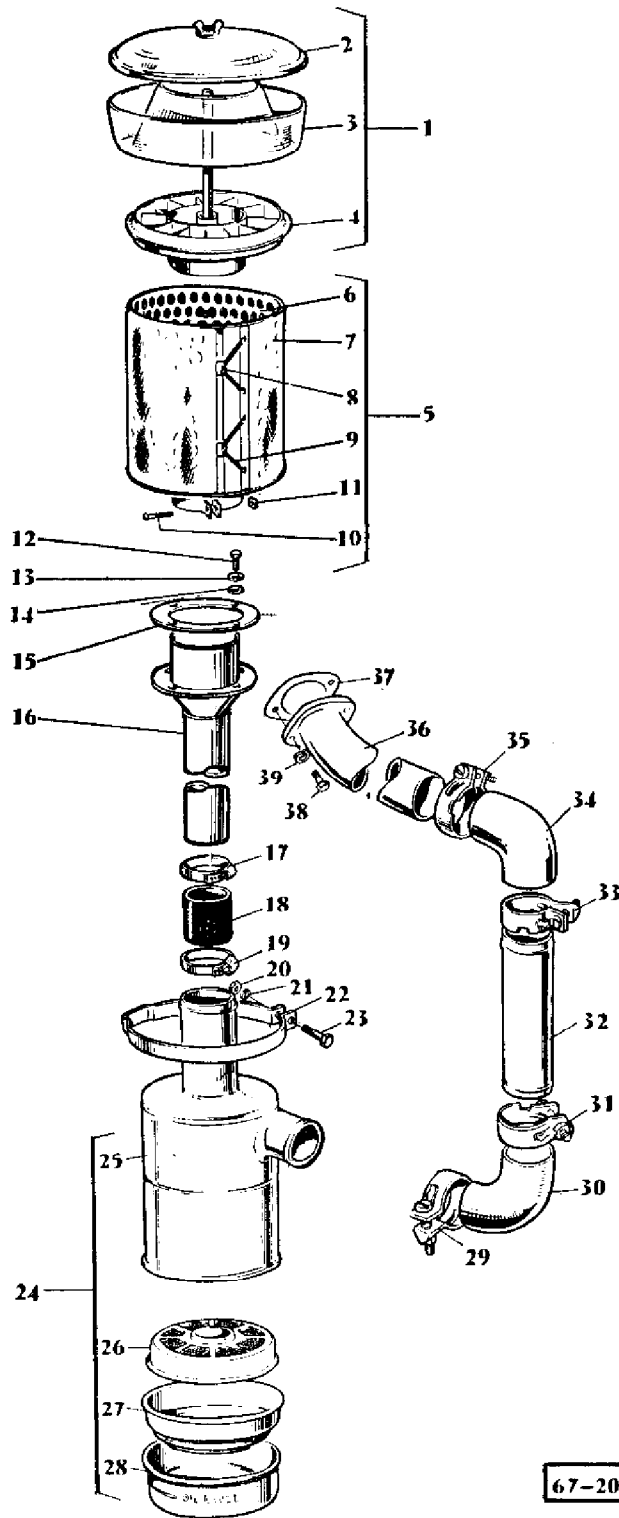
Item	Part Number	Qty	Part Description	Comments
1	230325M1	1	Elbow	
2	230324M1	1	Gasket	
3	238322M1	1	Tube	
	792282M1	1	Clamp	
	239879M1	1	Sealing Compound	
4	230322M1	2	Clamp	
5	910025M1	1	Silencer	
5	910387M1	1	Silencer	Alternative 910025M1
6	910154M1	1	Tube	
7	230317M1	1	Clamp	
8	230334M1	1	Clamp	
12	240738M1	1	Cap	
13	240735M91	1	Tube	
14	364195X1	1	Water Hose	
15	360743X1	2	Clamp	
16	240737M91	1	Filter	IN. NO. 17 TO 24
17	1025569M91	1	Element	
18	1024948M91	1	Wing Nut	
19	1025572M91	1	Cap	
20	1025571M91	1	Cover	
21	1025570M1	1	Clamp	
22	1010459M1	1	Screw	
23	1000651M1	1	Washer	
24	1000650M1	1	Nut	
25	230668M1	1	Clamp	
	353522X1	1	Bolt Unf	
	353446X1	1	Lock Washer	
	353916X1	1	Nut Unf	
28	240741M91	1	Pre Filter	INCL. REF. 29 TO 31
28	910275M1	1	Pre Filter	Alternative 240741M91
29	1025573M91	1	Chaffer	
30	1504450M1	2	Spring	
31	1504449M1	1	Clip	
35	238321M1	1	Elbow	
36	360743X1	2	Clamp	
37	240739M91	1	Tube	
38	230313M1	1	Gasket	
60	353516X1	X	Screw Unf	
61	353517X1	X	Screw Unf	

---

62	353521X1	X	Bolt Unf
63	353446X1	X	Lock Washer
64	353916X1	X	Nut Unf
65	353691X1	X	Screw Unc
66	353434X1	X	Lock Washer
67	833704M91	1	Hose
68	364809X1	1	Gasket
69	1501588M1	1	Plug

---

**FILTRE A AIR ET PRE-FILTRE (ITALIE)**  
**AIR FILTER AND PRE-FILTER (ITALY)**



67-20

AGCO Corporation  
Parts List Report

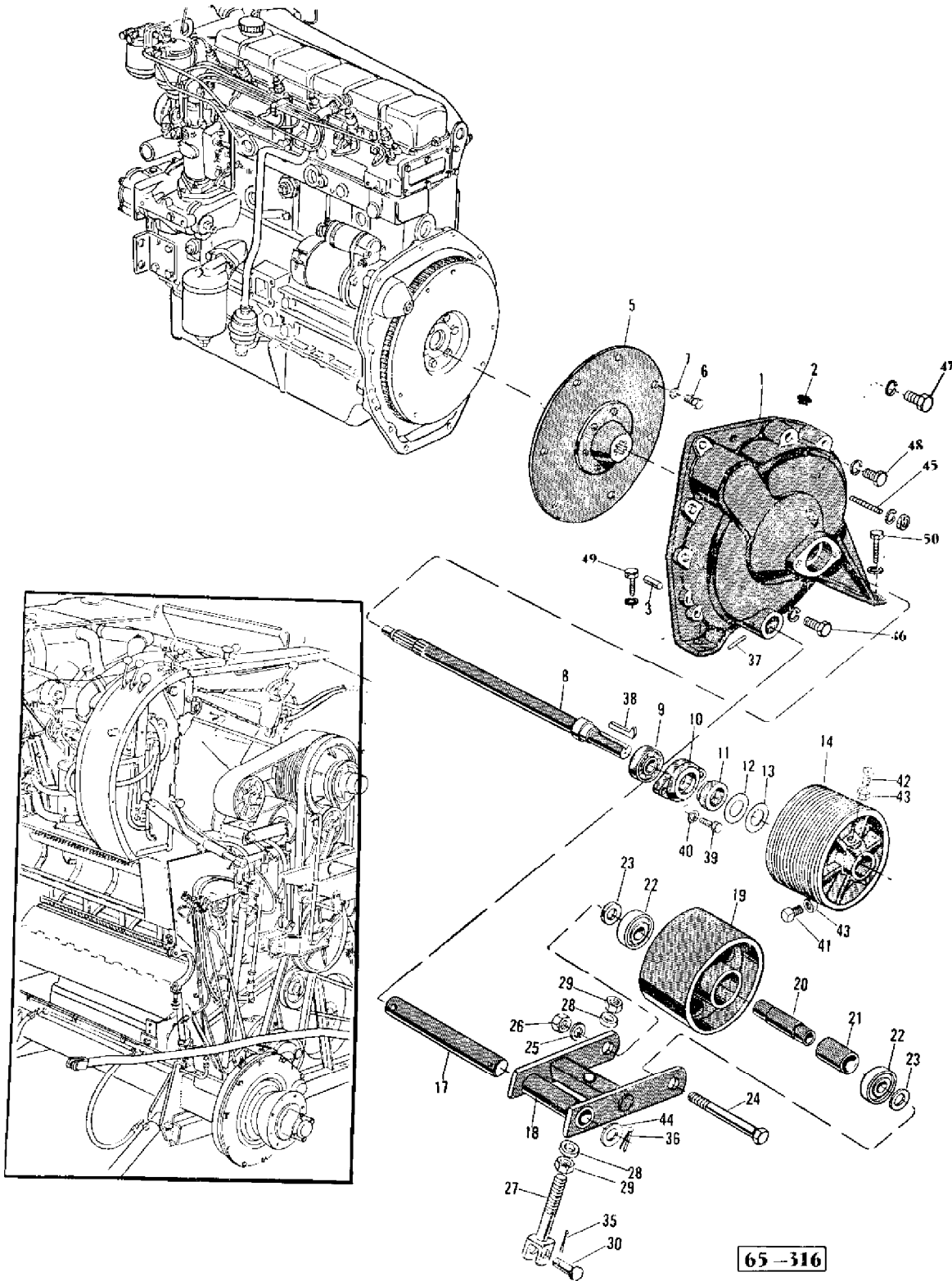
Massey Ferguson (Europe)

MF 510 COMBINE, ->|

Page 121A - AIR FILTER AND PRE-FILTER (ITALY)

Item	Part Number	Qty	Part Description	Comments
1	230654M91	1	Pre Filter	INCL. REF. 1 TO 4
2	1881137M1	1	Cover	
3	1018554M1	1	Body	
4	1881138M1	1	Sleeve	
5	234006M91	1	Screen	INCL. REF. 5 TO 11
6		1	Body	Not Serviced, Order 234006M91
7	1021934M91	1	Screen	
8	1504449M1	2	Clip	
9	1504450M1	4	Spring	
10	355033X1	1	Screw Unc	
11	2642X	1	Nut	
12	353516X1	4	Screw Unf	
13	353446X1	4	Lock Washer	
14	355618X1	4	Washer	
15	230760X1	1	Gasket	
16	910676M91	1	Tube	
17	791108M1	1	Clamp	
18	360622X1	1	Hose	
19	791108M1	1	Clamp	
20	353916X1	1	Nut Unf	
21	353446X1	1	Lock Washer	
22	230668M1	1	Clamp	
23	353522X1	1	Bolt Unf	
24	230355M91	1	Air Filter	INCL. REF. 24 TO 28
25	1882767M1	1	Body	
26	1882768M1	1	Cartridge	
27	1882769M1	1	Container	
30	230336M1	1	Elbow	
31	360743X1	1	Clamp	
32	792193M1	1	Tube	
33	360743X1	1	Clamp	
34	230336M1	1	Elbow	
35	360743X1	1	Clamp	
36	792191M91	1	Tube	
37	230313M1	1	Gasket	
38	353691X1	2	Screw Unc	
39	353434X1	2	Lock Washer	

**ARBRE DE SORTIE DU MOTEUR (DIESEL)**  
**ENGINE POWER OUT PUT SHAFT (DIESEL)**



**65-316**

AGCO Corporation  
Parts List Report

Massey Ferguson (Europe)

MF 510 COMBINE, ->|

Page 122 - ENGINE POWER OUTPUT SHAFT - DIESEL

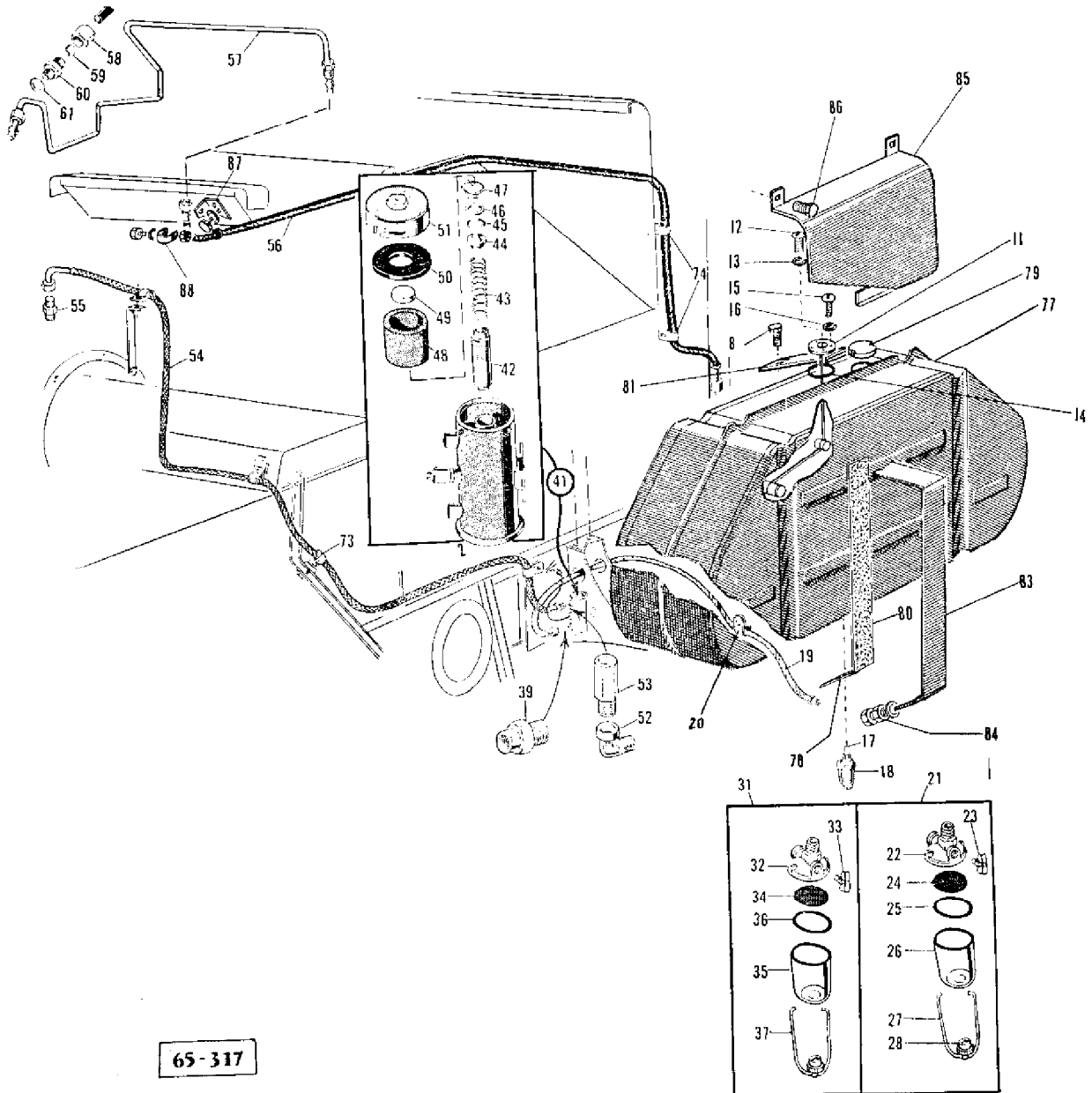
Item	Part Number	Qty	Part Description	Comments
				DIESEL
1	230382M1	1	Housing	
2	732902M1	1	Plug	
3	832253M1	2	Pin	
5	230925M91	1	Disc	
6	203028M1	6	Screw	
7	353434X1	1	Lock Washer	
8	230386M2	1	Shaft	
9	833647M1	1	Bearing	
10	230385M1	1	Cap	
11	230393M1	1	Ring	
12	832533M1	X	Shim	.31"
13	832534M1	X	Shim	.62"
14	240785M1	1	Pulley	
17	230392M1	1	Shaft	
18	230388M91	1	Bracket	
19	230387M1	1	Pulley	
20	240614M1	1	Shaft	
21	240613M1	1	Spacer	
22	22258X	2	Bearing Assy	
23	360279X1	2	Spacer	
24	353655X1	1	Bolt Unf	
25	353433X1	1	Lock Washer	
26	353427X1	1	Nut Unf	
27	233277M91	1	Rod	
28	624530M1	2	Spacer	
29	375099X1	2	Nut Unc	
30	195402M1	1	Pin	
35	354066X1	X	Pin	
36	354083X1	X	Pin	
37	16738X	X	Pin	
38	GH2063	X	Key Door	
39	353681X1	2	Bolt Unc	
40	353446X1	2	Lock Washer	
41	353747X1	X	Screw Unc	
42	355209X1	X	Screw Unc	
43	375110M1	X	Nut	
44	831060M1	X	Washer	
45	831799M1	2	Stud	

---

	353432X1	2	Lock Washer
	353426X1	2	Nut Unf
46	354632X1	2	Bolt Unc
	353434X1	2	Lock Washer
47	353699X1	1	Screw Unc
	353432X1	1	Lock Washer
48	353710X1	3	Bolt Unc
	353432X1	3	Lock Washer
49	353561X1	2	Screw Unf
	353432X1	2	Lock Washer
50	353563X1	2	Bolt Unf
	353432X1	2	Lock Washer

---

RÉSERVOIR A COMBUSTIBLE ET TUBULURE  
 FUEL TANK AND TUBES



65-317

AGCO Corporation  
Parts List Report

Massey Ferguson (Europe)  
MF 510 COMBINE, ->|  
Page 125 - FUEL TANK AND TUBES

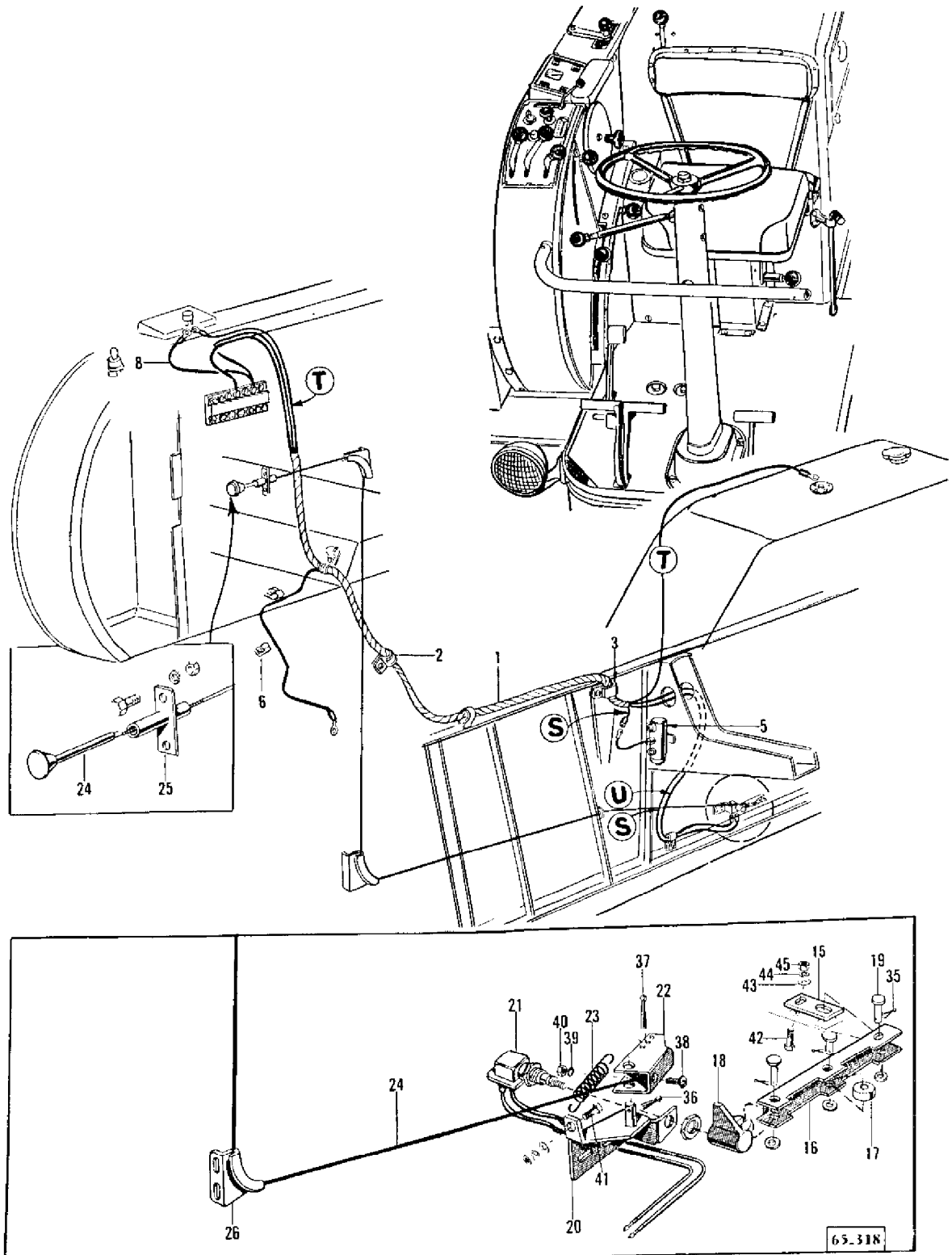
Item	Part Number	Qty	Part Description	Comments
11	243663M91	1	Dipstick	INCL. REF. 12, 13
12	356935X1	1	Nut	
13	353445X1	1	Lock Washer	
14	240479M1	1	Gasket	
15	353982X1	5	Screw Unc	
16	353445X1	5	Lock Washer	
17	GK37981/2	1	Strainer	
18	231368M91	1	Strainer	
19	833753M1	1	Hydr Hose	
20	360043X1	1	Clip	
21	231369M91	1	Filter	INCL. REF. 22 TO 27 FOR CHANGE OF FILTER UNIT, ORDER 231368M91
22	1023066M1	1	Cover	
23	1505349M1	1	Cock	
24	1001511M1	1	Filter	
25	1010469M1	1	Gasket	
26	1018078M1	1	Bowl	
27	1018079M91	1	Bail	INCL. REF. 28
28	1001516M1	1	Nut	
31	DV2399	1	Strainer	INCL. REF. 32 TO 37 FOR CHANGE OF FILTER UNIT, ORDER 231368M91
32	1504048M1	1	Head	
33	1504049M1	1	Valve	
34	DV2389	1	Filter	
35	1004498M91	1	Bowl	INCL. REF. 36
36	1004496M1		Gasket	
37	1004499M91	1	Bail	
39	14201X	1	Union	
41	230841M91	1	Pump	INCL. REF. 42 TO 51
	353502X1	2	Screw Unf	SECURING PUMP
	353441X1	2	Lock Washer	SECURING PUMP
	353918X1	2	Nut Unf	SECURING PUMP
42	1019915M91	1	Plunger	
43	1019916M1	1	Spring	
44	1021649M91	1	Cup	
45	195562M1	1	O Ring	
46	1021650M1	1	Washer	
47	1021651M1	1	Clip	
48	1021652M1	1	Filter	

---

49	1021653M1	1	Padding	
50	1021654M1	1	Gasket	
51	1021655M91	1	Cover	
52	832752M1	1	Elbow	
53	234251M91	1	Pressure Valve	
	910398M1	1	Connector	Alternative 234251M91
	1804734M1	1	Gasket	
	1804735M1	1	Connector	
	1804736M1	1	O Ring	
54	833754M1	1	Hydr Hose	
55	358742X91	1	Union	
56	904383M1	1	Hydr Hose	
	1413X	1	Elbow	
57	795827M1	1	Tube	
58	361017X1	1	Nut	
59	361016X1	1	Sleeve	
60	230302M1	1	Nut	
61	825291M1	1	Washer	
73	360052X1	1	Clamp	
74	338495X1	3	Clamp	
76	360058X1	1	Clip	
77	910095M91	1	Reservoir	
78	243659M1	4	Skid	
79	963023M1	1	Plug	
80	243661M1	4	Skid	
81	243658M1	1	Plate	
83	243655M91	2	Plate	
84	353756X1	2	Washer	
	355566X1	4	Nut Unc	
85	243681M91	1	Shield	
	353791X1	2	Bolt Unf	
	353446X1	2	Lock Washer	
	353916X1	2	Nut Unf	
86	360501X1	1	Bolt	
	GB4957	1	Washer	
	360311X1	2	Nut	
	353446X1	2	Lock Washer	
	354122X1	2	Nut	
87	230295M1	1	Bracket	
	353515X1	4	Screw Unf	
	353446X1	4	Lock Washer	
88	353516X1	9	Screw Unf	
	353446X1	9	Lock Washer	
	353916X1	9	Nut Unf	
	360043X1	1	Clip	

---

**CÂBLAGE — AVERTISSEUR DE BOURRAGE — POMPE D'ALIMENTATION ET JAUGE A COMBUSTIBLE**  
**WIRING ALARM — FUEL PUMP AND GAUGE**



AGCO Corporation  
Parts List Report

Massey Ferguson (Europe)

MF 510 COMBINE, ->|

Page 129 - WIRING ALARM - FUEL PUMP AND GAUGE

Item	Part Number	Qty	Part Description	Comments
1	910173M1	1	Harness	
2	360037X1	7	Clamp	
	353517X1	1	Screw Unf	
	353446X1	1	Lock Washer	
	353916X1	1	Nut Unf	
3	360052X1	1	Clamp	
5	230841M91	1	Lift Pump	
6	360031X1	3	Clip	
8	240480M1	1	Cable	
15	240770M1	1	Plate	
16	240772M1	1	Lever	
17	235974M1	1	Roller	
18	240765M1	1	Fork	
19	832297M1	3	Clevis Pin	
20	240766M91	1	Bracket	
21	227681M3	1	Switch	
22	240771M1	1	Arm	
23	Z250	1	Spring	
24	240760M1	1	Cable	
25	240761M91	1	Bearer	
	353501X1	2	Screw Unf	
	353441X1	2	Lock Washer	
	353918X1	2	Nut Unf	
26	240764M1	2	Guide	
	353503X1	4	Screw Unf	
	353504X1	2	Screw Unf	
	353754X1	4	Washer	
	353441X1	4	Lock Washer	
	353918X1	4	Nut Unf	
35	354039X1	X	Cotter	
36	354048X1	X	Pin	
37	354061X1	X	Pin	
38	353970X1	X	Screw Unc	
39	353441X1	X	Lock Washer	
40	355564X1	X	Nut Unc	
41	353516X1	X	Screw Unf	
42	353517X1	X	Screw Unf	
43	353755X1	X	Washer	
44	353446X1	X	Lock Washer	

---

---

45

353916X1

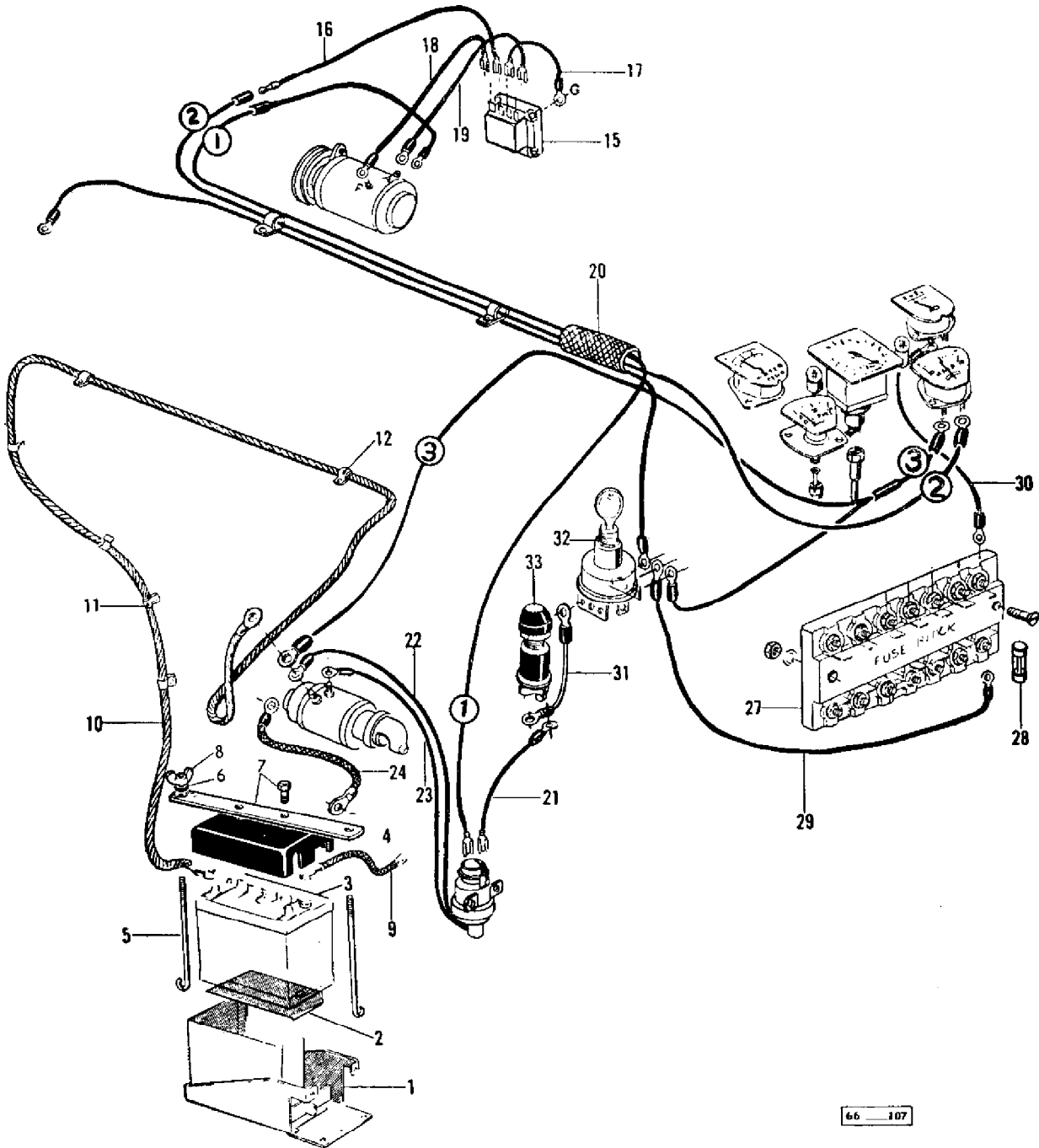
X

Nut Unf

---

---

**CÂBLAGE ÉLECTRIQUE ET BATTERIE**  
**ELECTRIC WIRING AND BATTERY**



66 107

AGCO Corporation  
Parts List Report

Massey Ferguson (Europe)

MF 510 COMBINE, ->|

Page 130 - ELECTRIC WIRING AND BATTERY

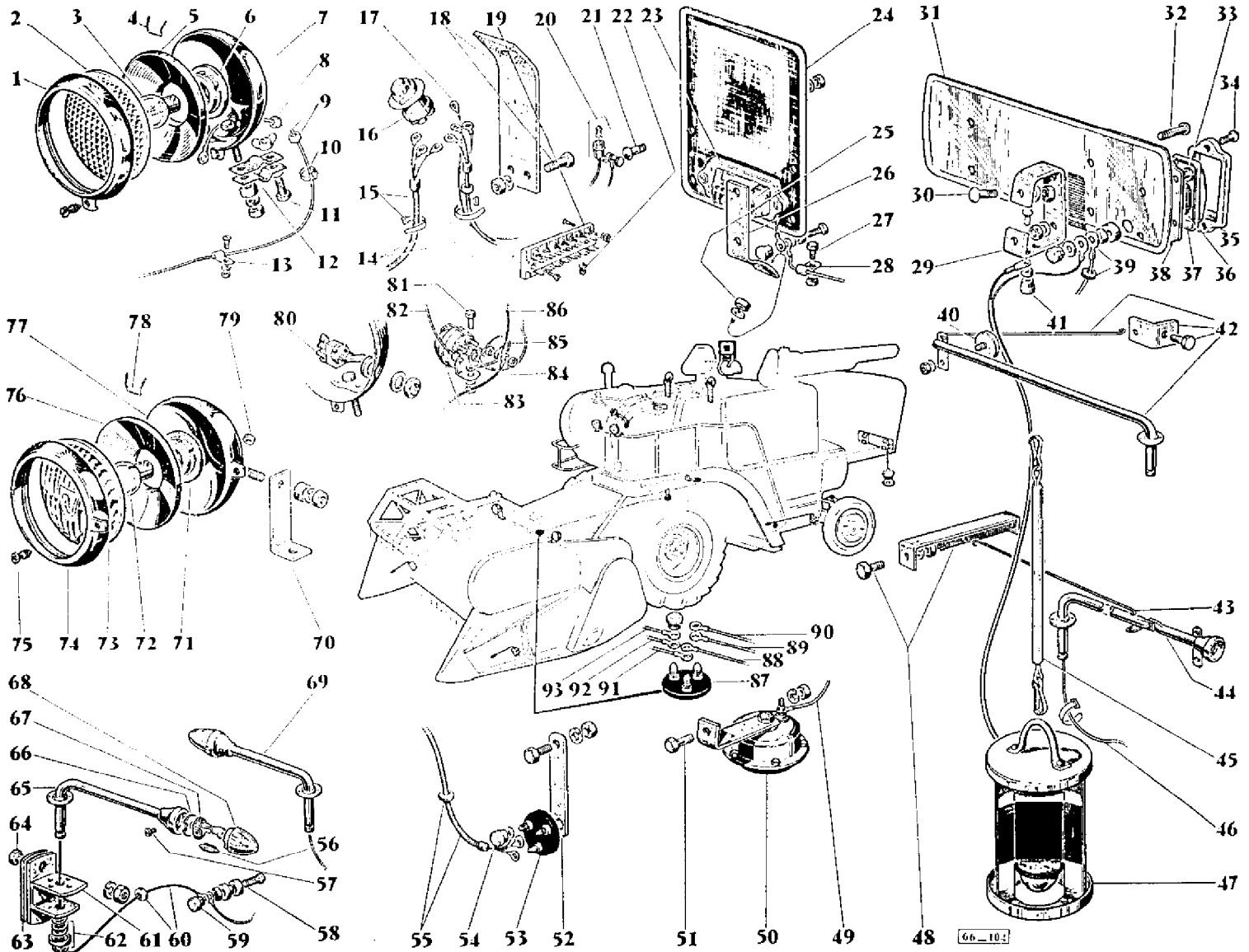
Item	Part Number	Qty	Part Description	Comments
1	905024M91	1	Bracket	
	353559X1	4	Screw Unf	
	353432X1	4	Lock Washer	
	353426X1	4	Nut Unf	
2	240747M1	1	Plate	
3	892144M1	1	Battery	
3	902519M1	1	Battery	Alternative 892144M1
4	905030M91	1	Cover	
5	612041M1	2	Stem	
6	353755X1	2	Washer	
7	905038M1	1	Plate	
	353785X1	2	Bolt Unf	
	353441X1	2	Lock Washer	
	353918X1	2	Nut Unf	
8	D2768	2	Nut	
9	685749M91	1	Cable	
10	685750M91	1	Cable	
11	362035X1	3	Clamp	
12	768303M1	3	Tie	
	353536X1	1	Screw Unf	
	353434X1	1	Lock Washer	
	353431X1	1	Nut Unf	
15		1	Control Box	SEE ENGINE PART BOOK 957060M2
16	793318M2	1	Cable	
17	793321M2	1	Cable	
18	793319M2	1	Cable	
19	794714M91	1	Cable	
20	794717M91	1	Harness	
	360030X1	1	Clip	
	227667M1	1	Clip	
21	904348M1	1	Cable	
22	794720M1	1	Cable	
23	794719M1	1	Cable	
24	791963M1	1	Cable	
	795109M1	3	Helmet	
	795110M1	1	Insulator	
27		1	Fuse Box	
28			Fuse	

---

29	910171M1	1	Cable
30	910172M1	1	Cable
31	791961M1	1	Cable
32	230420M91	1	Switch
32	180292M1	2	Spanner
33	223198M92	1	Switch
34	375405X1	2	Screw
35	353753X1	2	Washer
36	353445X1	4	Lock Washer
37	354198X1	2	Screw Unc

---

ÉCLAIRAGE  
LIGHTING EQUIPMENT



AGCO Corporation  
Parts List Report

Massey Ferguson (Europe)  
MF 510 COMBINE, ->  
Page 133 - LIGHTING EQUIPMENT

Item	Part Number	Qty	Part Description	Comments	
1	1800578M1	4	Rim		
	1600101M1	4	Screw		
	1802718M91	2	Lamp	Left Hand Right Hand REAR INCL. REF. 1 TO 8 WITHOUT SWITCH WITH BULB.	
	1802719M1	2	Lamp	Left Hand Right Hand REAR INCL. REF. 1, 2, 4 TO 8 WITHOUT SWITCH AND BULB.	
	903115M91		Lamp	Right Hand Left Hand REAR INCL. REF. 1 TO 8 AND 80	
	903114M1	2	Lamp	Right Hand Left Hand REAR INCL. REF. 1, 2, 4 TO 8 AND 80 WITH SWITCH WITHOUT BULB.	
	2	1800025M1	4	Lens	
	3	950832M1	4	Bulb P/Lamp	
	4	1601002M1	16	Spring	
	5	1600996M1	4	Reflector	
	6	1800998M1	4	Holder	
7	1800026M1	2	Body	WITHOUT SWITCH	
	1802947M1	2	Reflector		
	1800030M1	4	Washer		
	353434X1	4	Lock Washer		
	36410X	8	Nut	4, 36410X ARE INCLUDED IN LAMP ASSEMBLIES	
8	1800028M1	4	Grommet		
9	903150M2	1	Cable		
	904271M1	1	Cable		
	1802813M1	1	Grommet		
10	613502M1	3	Clip		
11	1602242M1	2	Bolt		

	36282X	2	Washer	
	1601989M1	2	Nut	
12	612503M1	4	Bracket	
13	1602229M1	20	Clip	
	355124X1	13	Screw Unc	
	353445X1	13	Lock Washer	
	354120X1	13	Nut	
	358320X1	5	Setscrew	
	353753X1	3	Washer	
14	910176M1	1	Harness	INCL. 2 1802666M91
	1802666M91	2	Relay	
	623605M1	8	Clip	
	613502M1	3	Clip	
	910115M1	2	Grommet	
15	902842M1	1	Harness	
	950295M1	13	Strap	
16	969603M1	1	Switch	
17	910175M1	1	Cable	
18	902835M1	2	Bracket	
	353517X1	4	Screw Unf	
	353446X1	4	Lock Washer	
	353916X1	4	Nut Unf	
19	910166M1	1	Fuse Box	
	338309X1	2	Screw Metric	
	14731X	2	Washer	
	36131X	2	Nut	
20	903503M92	2	Holder	
	903501M1	1	Holder	
	903502M2	1	Cable	
	969616M1	1	Lamp	
21	330252X1	6	Screw	FIXING REF. 23 AND 24. PLATE REF. 24 AND LAMP REF. 23
	14731X	6	Washer	FIXING REF. 23 AND 24. PLATE REF. 24 AND LAMP REF. 23
	36131X	8	Nut	FIXING REF. 23 AND 24. PLATE REF. 24 AND LAMP REF. 23
22	910167M1	6	Fuse	
	320823M1	2	Rail	NOT ILLUSTRATED
23	952392M92	2	Lamp	INCL. 952387M2 + 950831M1
	952387M2	2	Light	INCL. REF. 33, 34, 35, 38 AND 1801244M1
	1801244M1	2	Glass	
24	1602238M1	1	Plate	
	1602237M91	1	Plate	INCL. REF. 23, 24, 58 AND 59

---

25	353446X1	4	Lock Washer	
	353916X1	4	Nut Unf	
	353755X1	4	Washer	
26	904261M1	2	Bracket	
27	353515X1	2	Screw Unf	
	353755X1	2	Washer	
	353916X1	2	Nut Unf	
28	612505M1	7	Clip	
29	902837M2	2	Bracket	
30	1602227M1	4	Washer	
	353755X1	4	Washer	
	338128X1	4	Nut	
31	1802698M1	1	Plate	
	902843M91	1	Plate	INCL. REF. 31 AND 33 TO 38
32	330252X1	4	Screw	
	14731X	4	Washer	
	36131X	4	Nut	
33	330252X1	2	Screw	
	14731X	2	Washer	
	36131X	2	Nut	
34	338082X1	2	Screw	
35	951819M92	1	Rear Lamp	INCL. REF. 33 TO 38 AND 1800065M1
	1800065M1	1	Cap	
	950241M3	1	Light	INCL. REF. 33 TO 35, 37, 38 AND 1800065M1
	1601004M1	1	Mounting	
36	950831M1	1	Bulb	
37	1800916M1	1	Glass	
38	1800051M2	1	Plate	
39	903050M1	1	Cable	
	1800028M1	1	Grommet	
40	612631M2	2	Reflector	
41	1800065M1	1	Cap	
	36315X	1	Nut	
	338333X1	1	Bolt	
42	910029M1	1	Arm	Right Hand FOR TABLES 12' AND 14'.
	910030M91	1	Arm	Right Hand FOR TABLES 12' AND 14'. INCL. REF. 42, 61, AND 62
	910033M1	1	Brace	Right Hand FOR TABLES 12' AND 14'.
	903098M1	1	Square	FOR TABLES 12' AND 14'.

---

---

	353515X1	1	Screw Unf	FOR TABLES 12' AND 14'.
	353446X1	1	Lock Washer	FOR TABLES 12' AND 14'.
	353916X1	1	Nut Unf	FOR TABLES 12' AND 14'.
	903499M91	1	Arm	FOR TABLE 10'.
	910280M91	1	Arm	Right Hand INCL. REF. 42, 61, AND 62 FOR TABLE 10'.
43	904262M1	1	Brace	Left Hand FOR TABLES 12' AND 14'.
	910356M1	1	Brace	Left Hand FOR TABLE 10'.
44	910031M1	1	Arm	Left Hand FOR TABLES 12' AND 14'.
	910032M91	1	Light	Left Hand INCL. REF. 44, 56, 57, 61, 62, 67, AND 68 FOR TABLES 12' AND 14'.
	910295M91	1	Arm	FOR TABLE 10'.
	910282M91	1	Light	Left Hand INCL. REF. 44, 56, 57, 61, 62, 67 AND 68 FOR TABLE 10'.
45	902887M2	1	Support	
46	903157M1	1	Cable	FOR TABLES 12' AND 14'.
	902828M1	1	Cable	Left Hand FOR TABLE 10'.
	950217M1	2	Tie	
47	902964M1	1	Lamp	
48	910089M1	1	Bracket	Left Hand
	353517X1	2	Screw Unf	
	353446X1	2	Lock Washer	
	353916X1	2	Nut Unf	
49	910174M1	1	Cable	
50	1601983M1	1	Horn	
51	353515X1	1	Screw Unf	
	353446X1	1	Lock Washer	
	353916X1	1	Nut Unf	
52	902832M3	1	Bracket	
	353557X1	1	Screw Unf	
	353432X1	1	Lock Washer	
	353426X1	1	Nut Unf	
53	1601977M91	1	Relay	INCL. REF. 54 AND 1801974M1

---

---

	1801974M1	1	Gasket	
	902834M93	1	Relay	INCL. REF. 52, 53 AND 54
54	1602046M1	3	Knob	
55	903197M91	1	Harness	INCL. 910312M1 + REF. 87
	910312M1	1	Harness	
	612494M1	1	Grommet	
56	950831M1	3	Bulb	
57	965208M1	6	Screw	
58	1802666M91	5	Relay	INCL. REF. 58 AND 59
	1601998M1	5	Connector	
59	1602046M1	5	Knob	
60	1800028M1	2	Grommet	
	902830M1	2	Cable	
61	1802883M1	4	Bracket	FOR TABLES 12' AND 14'. 2 FOR TABLE 10'
	910298M91	2	Bracket	FOR TABLE 10'.
62	965249M1	4	Spring	
	965247M1	4	Washer	
	965248M1	4	Clip	
63	1802886M1	4	Plate	
64	353517X1	8	Screw Unf	
	353446X1	8	Lock Washer	
	353916X1	8	Nut Unf	
65	1802885M1	1	Arm	Left Hand
	1802882M91	1	Light	Left Hand
				INCL. REF. 56, 57, 61, 62 AND 65 TO 68
66	965205M1	3	Plate	
67	965206M1	3	Holder	
68	965207M1	3	Lens	
69	910027M1	1	Arm	Right Hand
	910028M91	1	Lamp	Right Hand
				INCL. REF. 56, 57, 61, 62, 66 TO 69
70	902831M1	2	Bracket	
71	1600997M2	2	Bearer	
72	620196M1	2	Lamp	
73	1600993M2	2	Window	
74	1800577M1	2	Rim	
75	1601000M1	2	Setscrew	
76	1800613M1	2	Reflector	
77	1800015M1	2	Body	
	1800030M1	2	Washer	
	353434X1	2	Lock Washer	

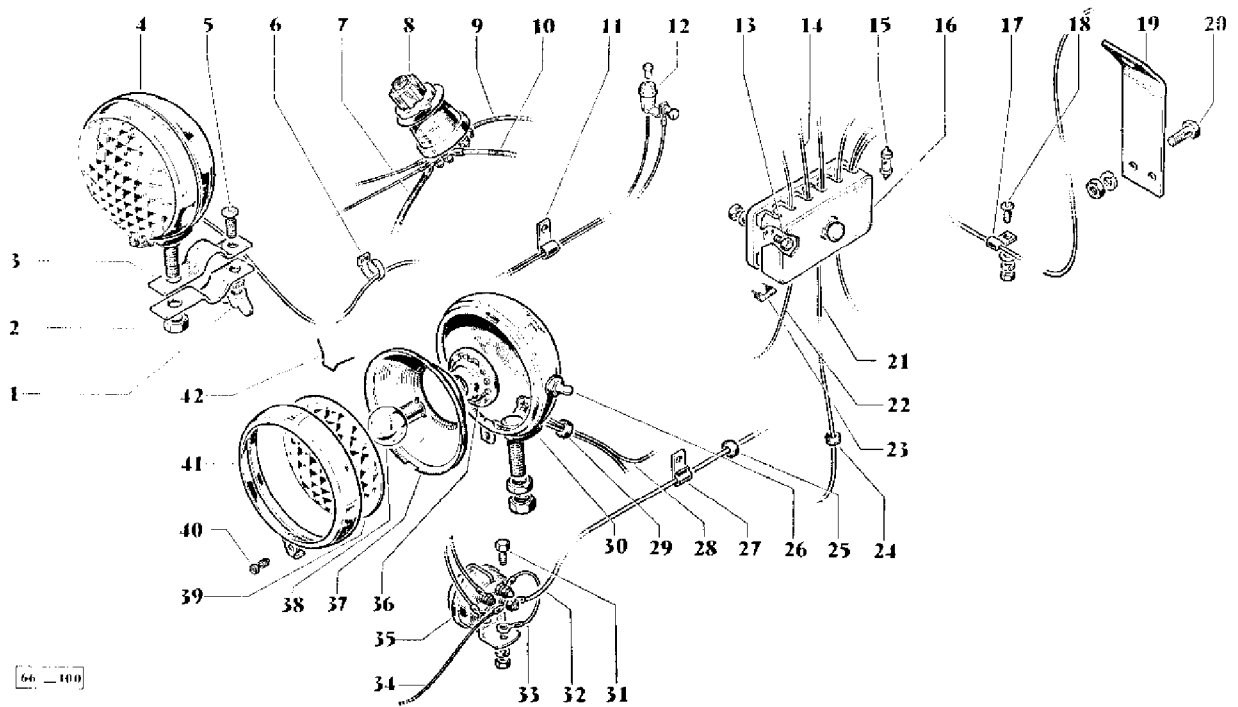
---

---

	36410X	4	Nut	
	1802720M91	2	Lamp	INCL. REF. 71 TO 79
	1802722M91	2	Lamp	INCL. REF. 71, 73 TO 79
78	1601002M1	6	Spring	
79	1802724M1	2	Grommet	
80	1802948M1	2	Switch	
81	353516X1	1	Screw Unf	
	353446X1	1	Lock Washer	
	353916X1	1	Nut Unf	
82	904259M1	1	Cable	
83	904254M1	1	Relay	
84	904255M1	1	Cable	
85	904257M1	1	Cable	
86	910176M1	1	Harness	
87	1601977M91	1	Relay	FOR TABLES 12' AND 14'.
	1801974M1	1	Gasket	FOR TABLES 12' AND 14'.
	1602046M1	3	Knob	FOR TABLES 12' AND 14'.
88	910318M1	1	Cable	FOR TABLES 12' AND 14'.
89	910316M1	1	Cable	FOR TABLES 12' AND 14'.
90	910320M1	1	Cable	FOR TABLES 12' AND 14'.
91	910319M1	1	Cable	FOR TABLES 12' AND 14'.
92	910317M1	1	Cable	FOR TABLES 12' AND 14'.
93	910321M1	1	Cable	FOR TABLES 12' AND 14'.
88	910307M1	1	Cable	FOR TABLE 10'.
89	910306M1	1	Cable	FOR TABLE 10'.
90	910311M1	1	Cable	FOR TABLE 10'.
91	910309M1	1	Cable	FOR TABLE 10'.
92	910308M1	1	Cable	FOR TABLE 10'.
93	910310M1	1	Cable	FOR TABLE 10'.
				NOT ILLUSTRATED
	359359X1	1	Plug	FOR TABLE 10'.

---

**ÉCLAIRAGE "EXPORT"**  
**LIGHTING EQUIPMENT "EXPORT"**



66 - 100

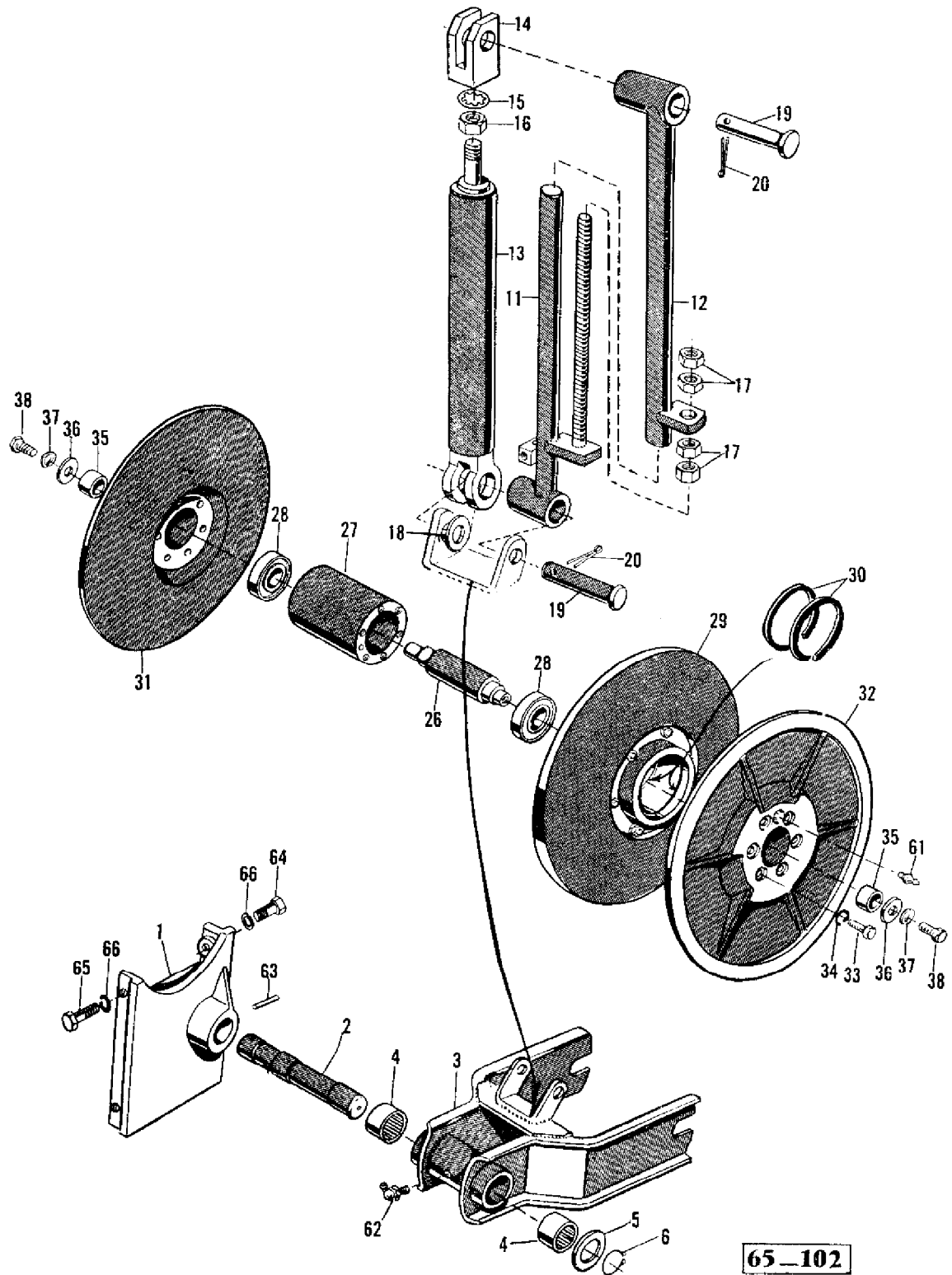
AGCO Corporation  
Parts List Report

Massey Ferguson (Europe)  
MF 510 COMBINE, ->|  
Page 139F - LIGHTING EQUIPMENT - EXPORT

Item	Part Number	Qty	Part Description	Comments
				EXPORT
1	1601989M1	2	Wing Nut	
	36382X	2	Washer	
2	36410X	4	Nut	
3	612503M1	4	Bracket	
4	1802718M91	3	Lamp	Right Hand INCL. REF. 29, 30 AND 36 TO 42
	1802719M1	3	Rear Light	Right Hand INCL. REF. 29, 30, 36, 37 AND 39 TO 42
4	910416M1	1	Cable	Right Hand Left Hand
5	1602242M1	2	Screw	
6	61350M1	3	Clamp	
7	904259M1	1	Cable	
8	967597M1	1	Switch	
9	910189M1	1	Switch	
10	910126M1	1	Cable	
11	612505M1	2	Clip	
12	903503M92	2	Bracket	
	903501M1	1	Bracket	
	903502M2	1	Cable	
	969616M1	1	Lamp	
13	338309X1	2	Screw Metric	
	14731X	2	Washer	
	36131X	2	Nut	
14	910183M1	1	Cable	
15	910167M1	6	Fuse	
16	910166M1	1	Fuse Box	
17	1602229M1	3	Clip	
18	355124X1	3	Screw Unc	
	353753X1	3	Washer	
	353445X1	3	Lock Washer	
	354120X1	3	Nut	
19	902835M1	2	Bracket	
20	353517X1	4	Screw Unf	
	353446X1	4	Lock Washer	
	353916X1	4	Nut Unf	

21	910174M1	1	Cable	
22	910175M1	1	Cable	
23	320823M1	2	Rail	
24	910115M1	2	Grommet	
25	1802813M1	2	Grommet	
26	1802948M1	1	Switch	
27	623605M1	2	Clip	
28	904271M1	1	Cable	
29	1800028M1	1	Grommet	
30	1802947M1	1	Reflector	
	1800026M1	1	Body	
	903115M95	1	Light	Left Hand INCL. REF. 26, 29, 30 AND 36 TO 42
	903114M1	1	Rear Light	Left Hand INCL. REF. 26, 29, 30, 36, 37 AND 39 TO 42
31	353516X1	1	Screw Unf	
	353446X1	1	Lock Washer	
	353916X1	1	Nut Unf	
32	910124M1	1	Cable	
33	904257M1	1	Cable	
34	910415M1	1	Cable	
35	904254M1	1	Relay	
36	1800998M1	1	Clamp	
37	1600996M1	1	Reflector	
38	950832M1	1	Bulb P/Lamp	
39	1800025M1	1	Lens	
40	1601000M1	1	Screw	
41	1800578M1	1	Cover	
42	1601002M1	4	Spring	
				NOT ILLUSTRATED
	359359X1	14	Plug	
	359357X1	2	Plug	
	359368X1	1	Plug	

**POULIES DE VARIATEUR ET COMMANDE D'AVANCEMENT  
VARIABLE SPEED PULLEYS**



Imprimé en France  
Printed in France

MOISSONNEUSE-BATTEUSE 510-B  
510-B COMBINE

957 292 M2 - Emission 1 - 11/67  
957 292 M2 - Issue 1 - 11/67

AGCO Corporation  
Parts List Report

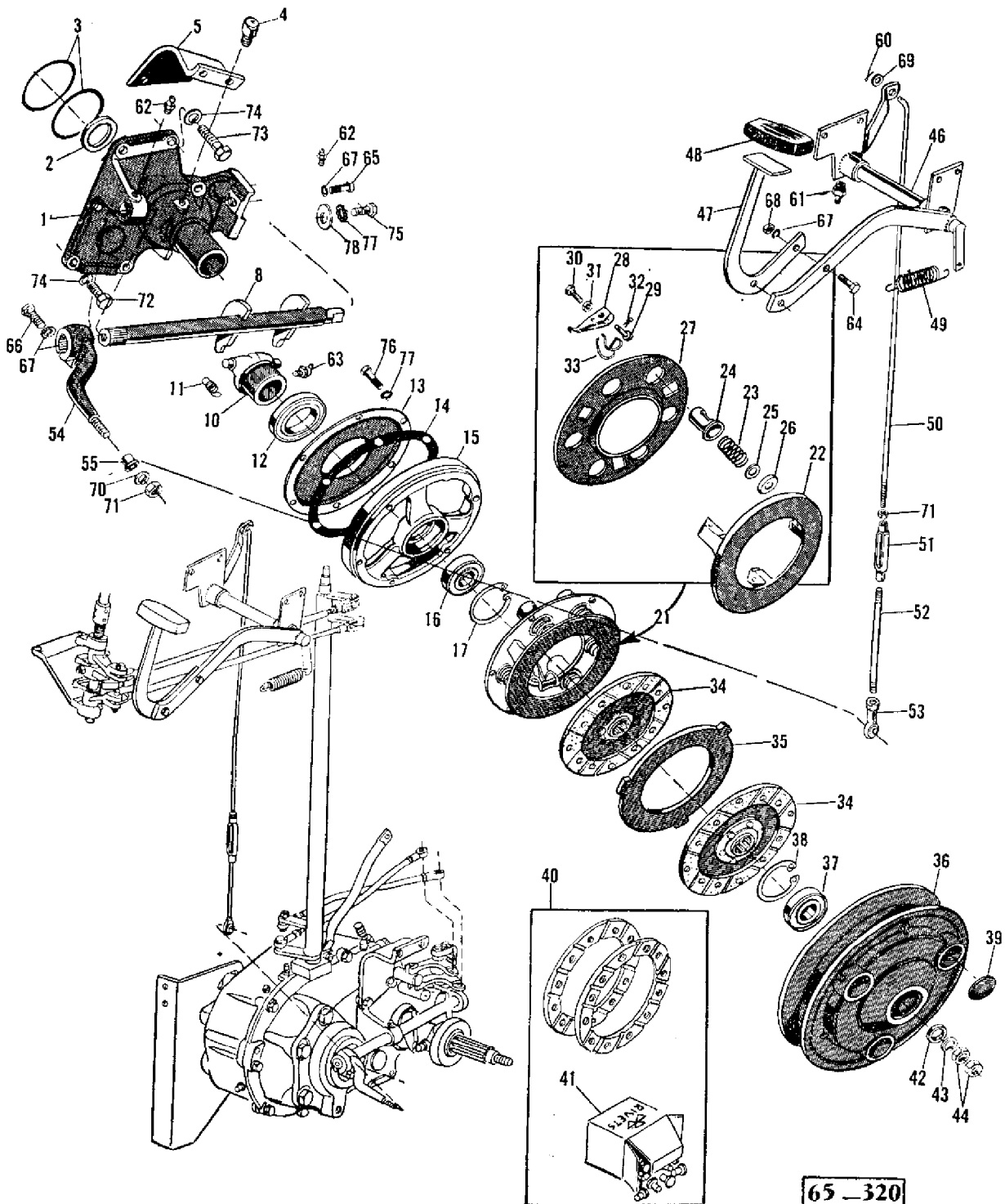
Massey Ferguson (Europe)

MF 510 COMBINE, ->|

Page 141 - VARIABLE SPEED PULLEYS

Item	Part Number	Qty	Part Description	Comments
1	226854M1	1	Bracket	
2	226855M1	1	Shaft	
3	240307M91	1	Fork	INCL. REF. 4
4	831224M1	2	Needle	
5	852285M1	1	Spacer	
6	354946X1	1	Ring	
11	240309M91	1	Stem	NOT ILLUSTRATED
11	355223X1	2	Screw Unc	
12	240314M91	1	Tube	
13	23074M93	1	Cylinder	See Page/Reference Number 226
14	240361M1	1	Clevis	
15	353637X1	1	Bolt Unf	
16	353438X1	1	Nut Unf	
17	375111X1	4	Nut Unc	
18	795228M1	1	Washer	
19	363935X1	2	Clevis Pin	
20	354076X1	2	Pin	
26	226869M1	1	Shaft	
27	226864M2	1	Hub	
28	832305M1	2	Bearing	
29	226865M91	1	Pulley	
30	226852M1	2	Strip	
31	226863M1	1	Pulley	
32	226870M1	1	Pulley	
33	910635M1	12	Bolt	
34	353434X1	12	Lock Washer	
35	360712X1	2	Spacer	
36	791470M1	2	Washer	
37	353439X1	2	Lock Washer	
38	354393X1	2	Screw Unf	
61	13811X	1	Grease Nipple	
62	13222X	1	Greaser	
63	360006X1	1	Pin	
64	353698X1	3	Screw Unc	
65	353700X1	1	Screw Unc	
66	353432X1	4	Lock Washer	

**EMBRAYAGE D'AVANCEMENT ET COMMANDE  
TRACTION CLUTCH**



**65-320**

AGCO Corporation  
Parts List Report

Massey Ferguson (Europe)  
MF 510 COMBINE, ->|  
Page 142 - TRACTION CLUTCH

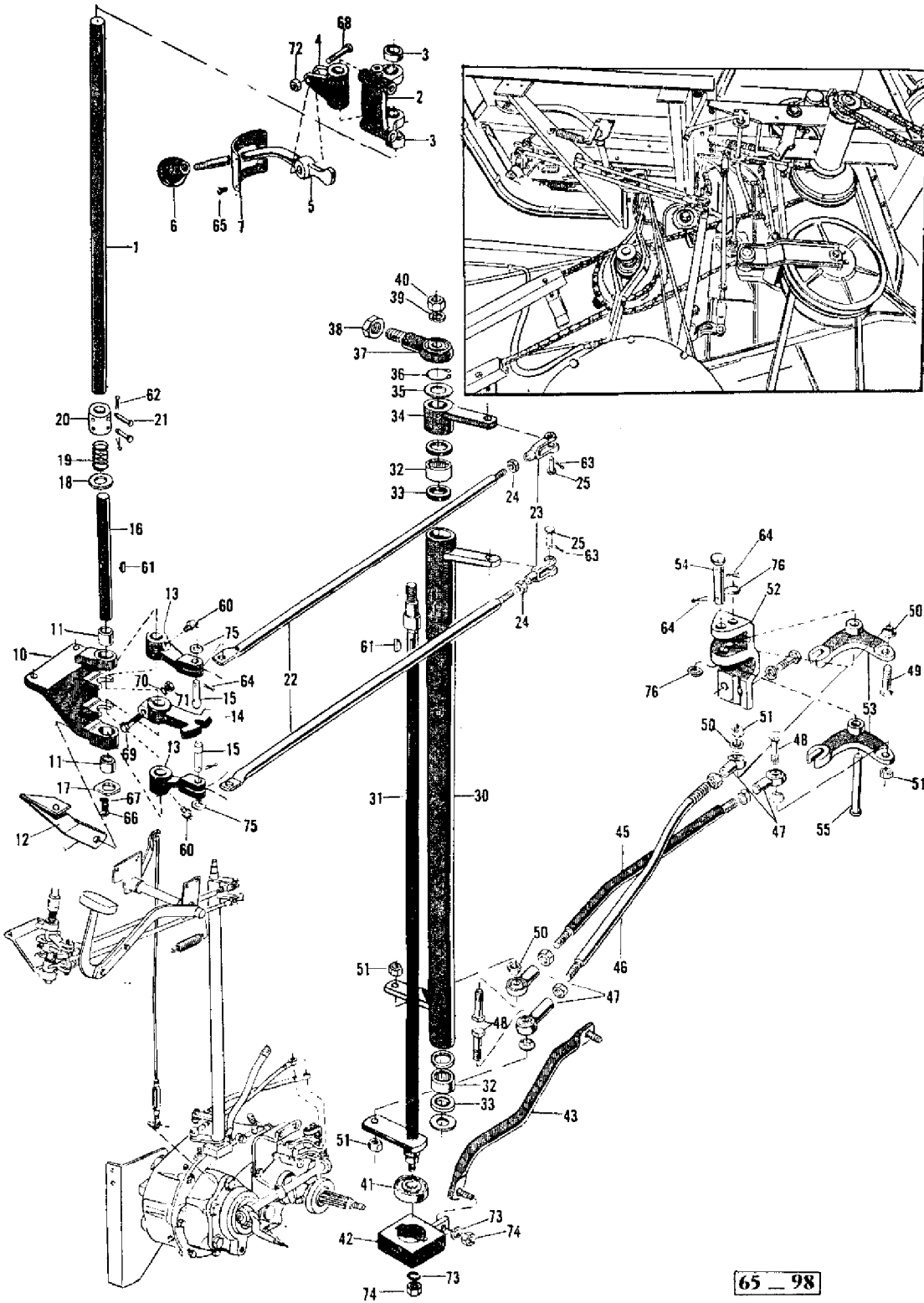
Item	Part Number	Qty	Part Description	Comments
1	233095M93	1	Cover	
2	831145M1	1	Seal	
3	362026X1	1	Shim	.010" ON AN AVERAGE
	362027X1	1	Shim	.005" ON AN AVERAGE
	362028X1	2	Shim	.030" ON AN AVERAGE
4	190729M91	1	Breather	
5	238932M1	1	Bracket	
8	243048M91	1	Fork	
10	233098M1	1	Sleeve	
11	233091M1	1	Spring	
12	831788M1	1	Bearing	
13	233090M1	1	Cover	
14			Suppressor	NO. 6603 OF 5-1-1966 WAS 240486M1
15	233089M1	1	Cover	
16	832772M3	1	Bearing	
17	355988X1	1	Snapping	
21	1021903M92	1	Cover	INCL. REF. 22 TO 35
	234288M92	1	Clutch	
22	1506017M1	1	Plate	
23	1021904M1	6	Spring	
24	180253M1	6	Cup	
25	1021788M1	6	Washer	
26	1023036M1	6	Plate	
27	1506014M91	1	Plate	
28	1506018M91	3	Lever	INCL. REF. 29 TO 31
29	180252M1	1	Pin	
30	180256M1	1	Screw	
31	1001298M1	1	Nut	
32	354048X1	3	Pin	
33	1509295M1	3	Spring	
34	1022303M92	2	Plate	
35	1506029M2	1	Plate	
36	233087M1	1	Pulley	
37	832773M3	1	Bearing	
38	22289X	1	Circlip	

---

39	15743X		Plug	
40	835696M92	2	Facing	INCL. REF. 41
41	1022905M1	24	Rivet	
42	785228M1	1	Washer	
43	353433X1	1	Lock Washer	
44	353429X1	2	Nut Unf	
46	226895M92	1	Shaft	INCL. 226900M1
	226900M1	1	Bearing	
47	911004M1	1	Treadle	
	346161X1	1	Hair Pin	
	353560X1	1	Screw Unf	
	353426X1	1	Nut Unf	
48	226886M1	1	Pad	
49	214446M1	1	Spring	
50	237776M91	1	Rod	
51	762705M1	1	Buckle	
52	240544M1	1	Stem	
53	833121M1	1	Bearing	
54	238773M1	1	Lever	
55	361268X1	1	Bush	
60	354048X1	X	Pin	
61	13811X	X	Grease Nipple	
62	MP1056	X	Grease Nipple	
63	15438X	1	Nipple	
64	353520X1	X	Bolt Unf	
65	353702X1	2	Bolt Unc	
66	353522X1	1	Bolt Unf	
	353446X1	1	Lock Washer	
67	353446X1	2	Lock Washer	
68	353916X1	X	Nut Unf	
69	353756X1	X	Washer	
70	353434X1	X	Lock Washer	
71	353431X1	X	Nut Unf	
	364616X1	1	Nut	
72	353699X1	5	Screw Unc	
73	353701X1	2	Screw Unc	
74	353432X1	7	Lock Washer	
75	353516X1	1	Screw Unf	
76	353687X1	6	Bolt Unc	
77	353446X1	6	Lock Washer	
78	832035M1	1	Washer	

---

COMMANDE DE LA BOÎTE DE VITESSES  
GEAR SHIFT LEVERS



65 - 98

AGCO Corporation  
Parts List Report

Massey Ferguson (Europe)  
MF 510 COMBINE, ->  
Page 146 - GEAR SHIFT LEVERS

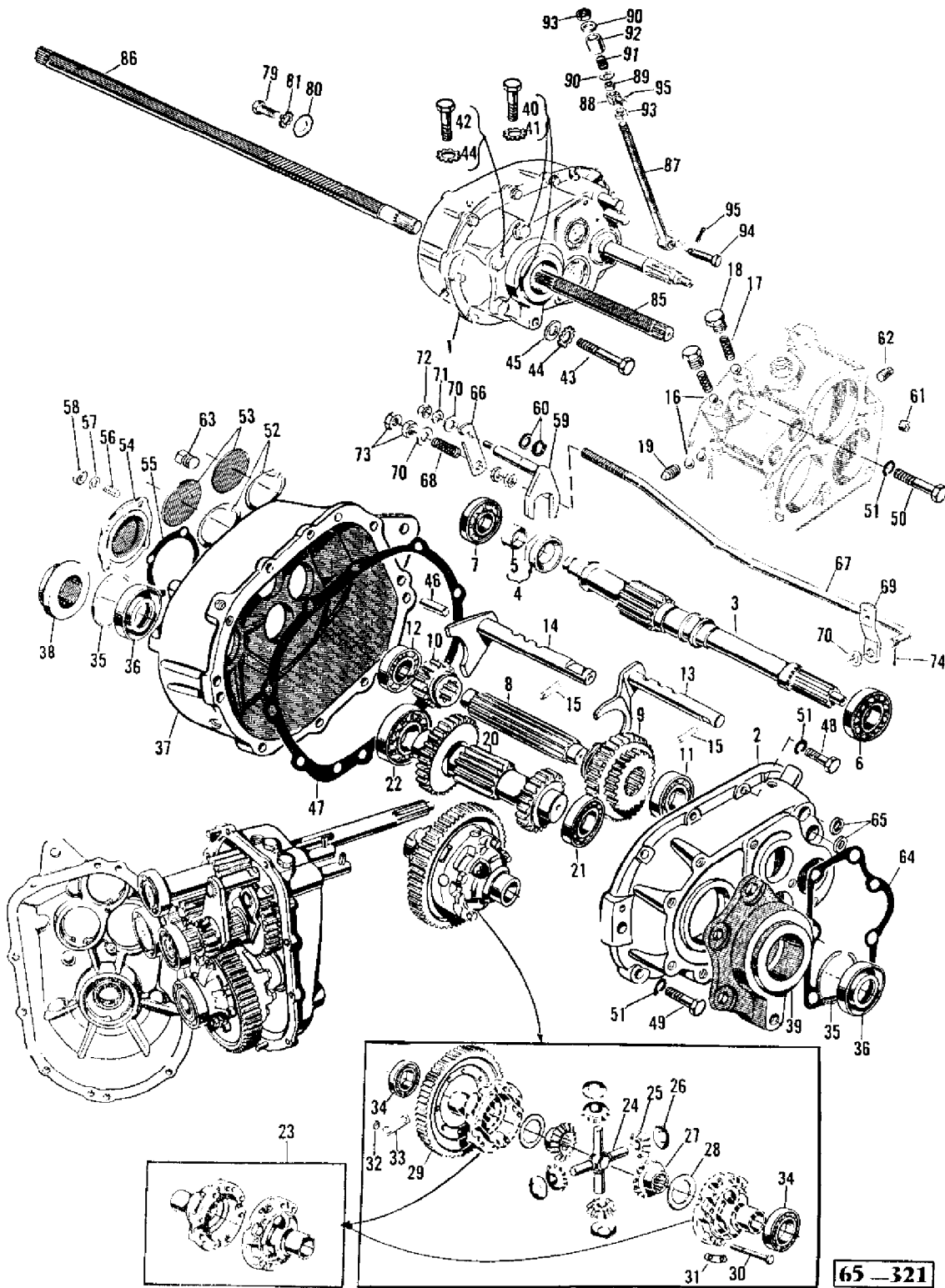
Item	Part Number	Qty	Part Description	Comments
1	238925M1	1	Shaft	
2	238902M91	1	Bearer	INCL. REF. 3
	353675X1	4	Screw Unc	
	353446X1	4	Lock Washer	
3	833119M1	2	Bearing	
4	238901M1	1	Shifter	
5	230793M1	1	Arm	
6	205612M1	1	Knob	
7	238904M1	1	Plate	
10	238921M91	1	Base	INCL. REF. 11
11	831656M1	2	Bush	
12	230731M1	1	Brace	
	353520X1	2	Bolt Unf	
	353519X1	1	Screw Unf	
	353446X1	3	Lock Washer	
	353916X1	3	Nut Unf	
13	240714M91	2	Arm	
14	230721M1	1	Arm	
15	230729M1	2	Pin	
16	238926M1	1	Shaft	
17	230722M1	1	Plate	
18	353762X1	1	Washer	
19	230724M1	1	Spring	
20	238920M1	1	Shaft	
21	195633M1	2	Pin	
22	238927M1	2	Stem	
23	195270M1	2	Yoke	
24	353430X1	2	Nut Unf	
25	354189X1	2	Pin	
30	238912M92	1	Column	
31	238909M91	1	Shaft	
32	833120M1	2	Bearing	
33	238908M1	4	Seal	
34	238905M91	1	Lever	
35	363810X1	X	Washer	
36	353254X1	1	Ring	
37	833122M1		Bearing	
38	353427X1	1	Nut Unf	
39	353439X1	1	Lock Washer	

---

40	353437X1	1	Nut Unf
41	243204M1	1	Bearing Assy
42	238914M91	1	Block
43	238928M91	1	Knotter Hook
45	238934M1	1	Rod
46	238936M1	1	Rod
47	833121M1	4	Bearing
48	238918M1	3	Bolt
49	238938M1	1	Bolt
50	238919M1	5	Spacer
51	195586M1	4	Nut
52	243236M2	1	Gasket
53	238933M1	2	Lever
54	831259M1	1	Pin
55	195400M1	X	Pin
60	19575X	X	Grease Nipple
61	2951X	X	Key
62	354046X1	X	Pin
63	354048X1	X	Pin
64	354059X1	X	Pin
65	360358X1	X	Screw
66	353980X1	X	Screw Special
67	353445X1	X	Lock Washer
68	353524X1	X	Bolt Unf
69	353525X1	X	Bolt Unf
70	353446X1	X	Lock Washer
71	353916X1	X	Nut Unf
72	195454M1	X	Nut
73	353756X1	X	Washer
74	195586M1	X	Nut
75	353757X1	X	Washer

---

**BOÎTE DE VITESSES ET DIFFÉRENTIEL**  
**GEAR BOX AND DIFFERENTIAL**



**65-321**

AGCO Corporation  
Parts List Report

Massey Ferguson (Europe)

MF 510 COMBINE, ->|

Page 150 - GEAR BOX AND DIFFERENTIAL

Item	Part Number	Qty	Part Description	Comments
1	243020M92	1	Gearbox	INCL. REF. 2 TO 96
2	233546M3	1	Housing	
3	243018M1	1	Shaft	
4	243022M92	1	Collar	INCL. REF. 5
5	833569M1	1	Bearing	
6	GK2410	1	Bearing Ball	
7	18698A	1	Bearing	
8	223536M2	1	Shaft	
9	230202M1	1	Gear	
10	230205M1	1	Pinion	
11	18563X	1	Bearing	
12	832334M1	1	Bearing	
13	226680M91	1	Shifter	
14	226678M91	1	Shifter	
15	357665X1	2	Pin	
16	2016X	4	Ball	
17	218553M1	2	Spring	
18	222607M2	2	Plug	
	49185X	1	Wire	
19	22769X	1	Plug	NOT ILLUSTRATED
	190729M91	1	Breather	NOT ILLUSTRATED
20	230201M1	1	Shaft	
21	AC1163	1	Bearing Ball	
22	832333M1	1	Bearing	
23	237202M91	1	Case	
24	223600M3	1	Crosspiece	
25	223542M1	4	Pinion	
26	237201M1	4	Cam	
27	223540M1	2	Gear	
28	237200M1	2	Washer	
29	230204M1	1	Ring	
30	831719M1	8	Bolt	
31	243288M1	4	Plate	
32	353426X1	8	Nut Unf	
33	223602M2	4	Plate	
34	GL3429	2	Bearing	
35	353165X1	2	Circlip	
36	831726M1	2	Seal	
37	243019M1	1	Housing	

---

38	223603M1	1	Trunnion
39	230200M1	1	Trunnion
40	233544M1	2	Bolt
41	359523X1	2	Washer
42	354282X1	1	Screw Unc
43	354290X1	1	Bolt Unc
44	359411X1	2	Lock Washer
45	831985M1	1	Washer
47	228184M1	1	Gasket
48	353700X1	16	Screw Unc
49	353702X1	1	Bolt Unc
50	353706X1	1	Bolt Unc
51	353432X1	10	Lock Washer
52	355988X1	2	Snapping
53	359554X1		Plug
54	233638M1	1	Cover
55	223605M1	1	Gasket
56	353962X1	4	Stud
57	353432X1	4	Lock Washer
58	353426X1	4	Nut Unf
59	243024M92	1	Fork
60	1009553M1	2	Seal
61	356040X1	2	Plug
62	22769X	4	Plug
63	22766X	1	Plug
64	233545M1	1	Gasket
65	831144M1	4	Seal
66	243027M1	1	Arm
67	243028M91	1	Rod
68	850414M1	1	Spring
69	243030M1	1	Arm
70	353756X1	3	Washer
71	353434X1	1	Lock Washer
72	353431X1	1	Nut Unf
73	353430X1	4	Nut Unf
74	354048X1	1	Pin
79	353727X1	2	Screw Unc
80	831985M1	2	Washer
81	353811X1	2	Bolt Unf
85	227584M1	1	Shaft
86	227585M1	1	Shaft
87	226856M92	1	Rod Link
88	240811M1	1	Trunnion
89	361394X1	1	Spacer
90	363017X1	2	Washer
91	234234M1	1	Spring

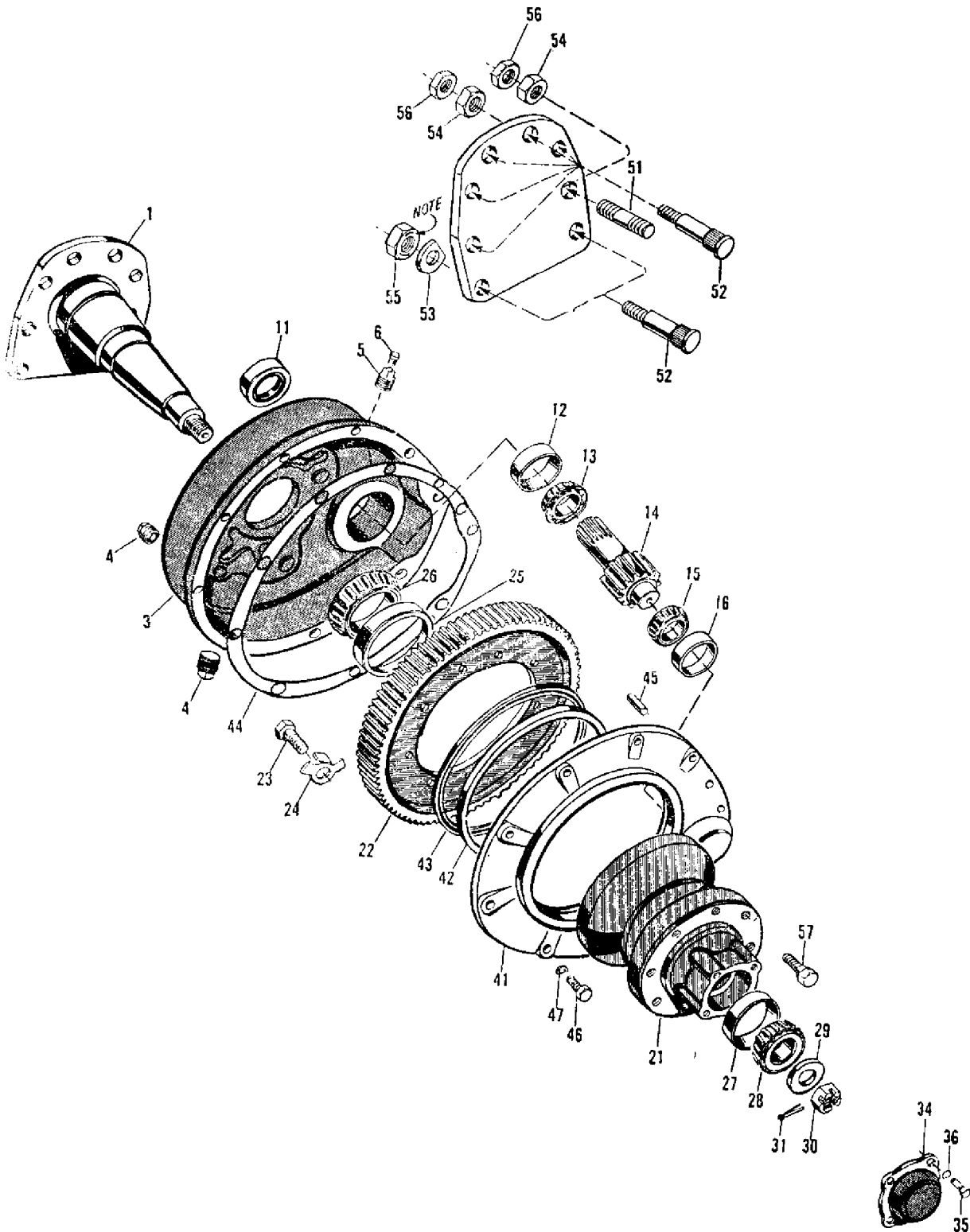
---

---

92	362065X1	1	Spacer
93	375113X1	2	Nut Unc
	375100X1		Nut Unc
94	195351M1	1	Pin
95	354076X1	2	Pin

---

RÉDUCTION FINALE  
FINAL DRIVE



67-21

AGCO Corporation  
Parts List Report

Massey Ferguson (Europe)  
MF 510 COMBINE, ->|  
Page 154 - FINAL DRIVE

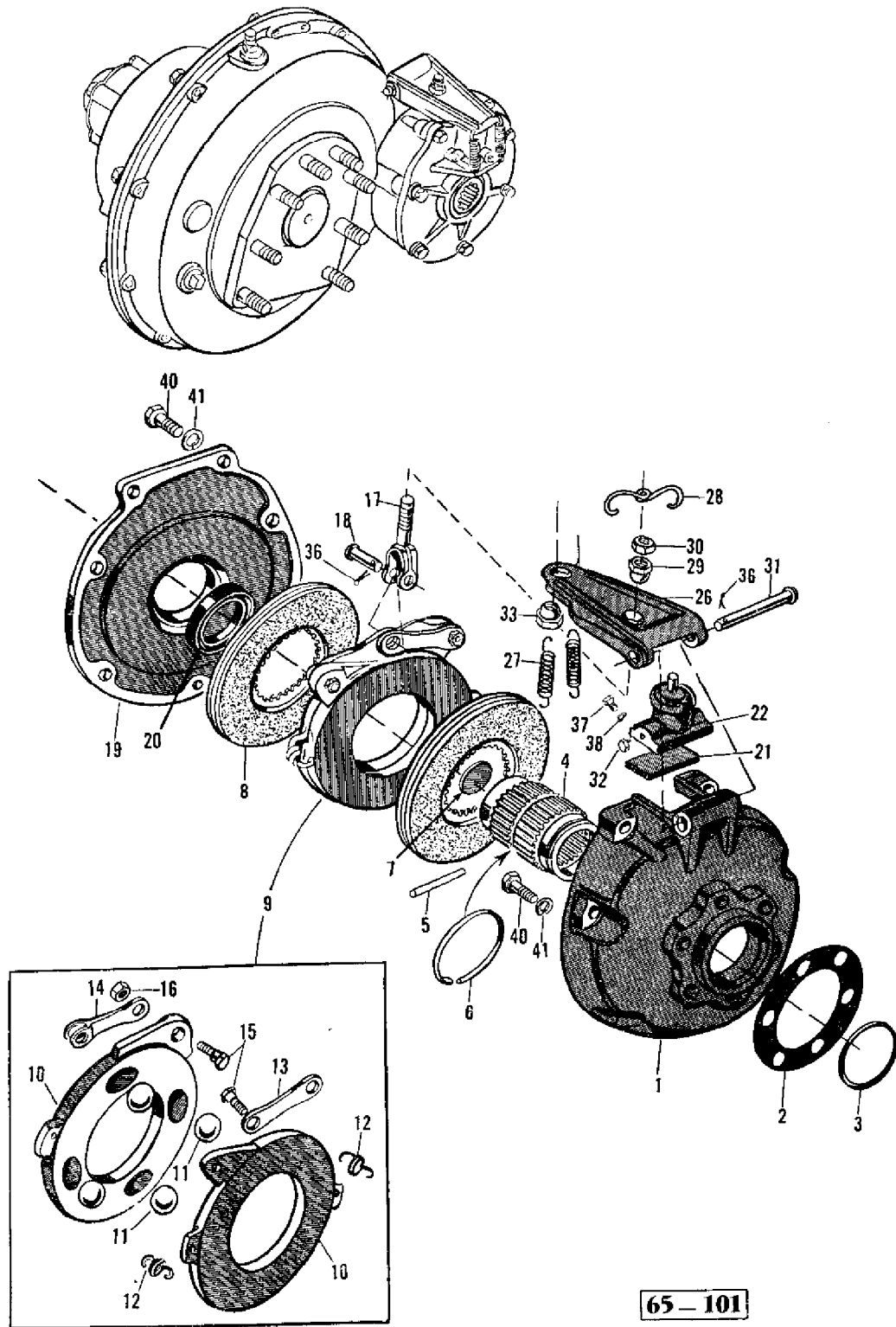
Item	Part Number	Qty	Part Description	Comments
1	226676M2	2	Axle	
	359235X1	2	Ring	NOT ILLUSTRATED
3	226677M2	1	Housing	Left Hand
	226675M2	1	Housing	Right Hand
4	22766X	4	Plug	
5	222622M1	2	Plug	
6	190729M91	2	Breather	
11	831926M1	2	Seal	
12	831729M1	2	Cap	
13	831728M1	2	Cone	
14	233081M2	2	Sprocket	
15	831078M1	2	Cone	
16	831077M1	2	Cup	
21	223630M2	2	Hub	
22	233077M1	2	Annular Gear	
23	365789X1	16	Screw Unc	
24	218517M1	16	Washer	
35	353696X1	2	Screw Unc	
26	831733M1	2	Cone	
27	831253M1	2	Race	
28	831254M1	2	Cone	
29	486297M2	2	Washer	
30	357533X1	2	Nut Unf	
31	354093X1	2	Pin	
34	223632M2	2	Cover	
35	353696X1	8	Screw Unc	
36	353432X1	8	Lock Washer	
41	233078M1	2	Cover	
42	223629M1	2	Packing	
43	232944M2	2	Seal	
44	233076M1	2	Gasket	
45	831731M1	4	Pin	
46	353705X1	24	Bolt Unc	
47	353432X1	24	Lock Washer	
51	234463M1	2	Stud	
52	832691M2	14	Bolt	
53	239833M1	4	Washer	
54	364171X1	12	Nut	
55	363932X1	4	Nut Unf	

---

56	364172X1	12	Nut
57	SU1286	16	Bolt

---

FREINS  
BRAKES



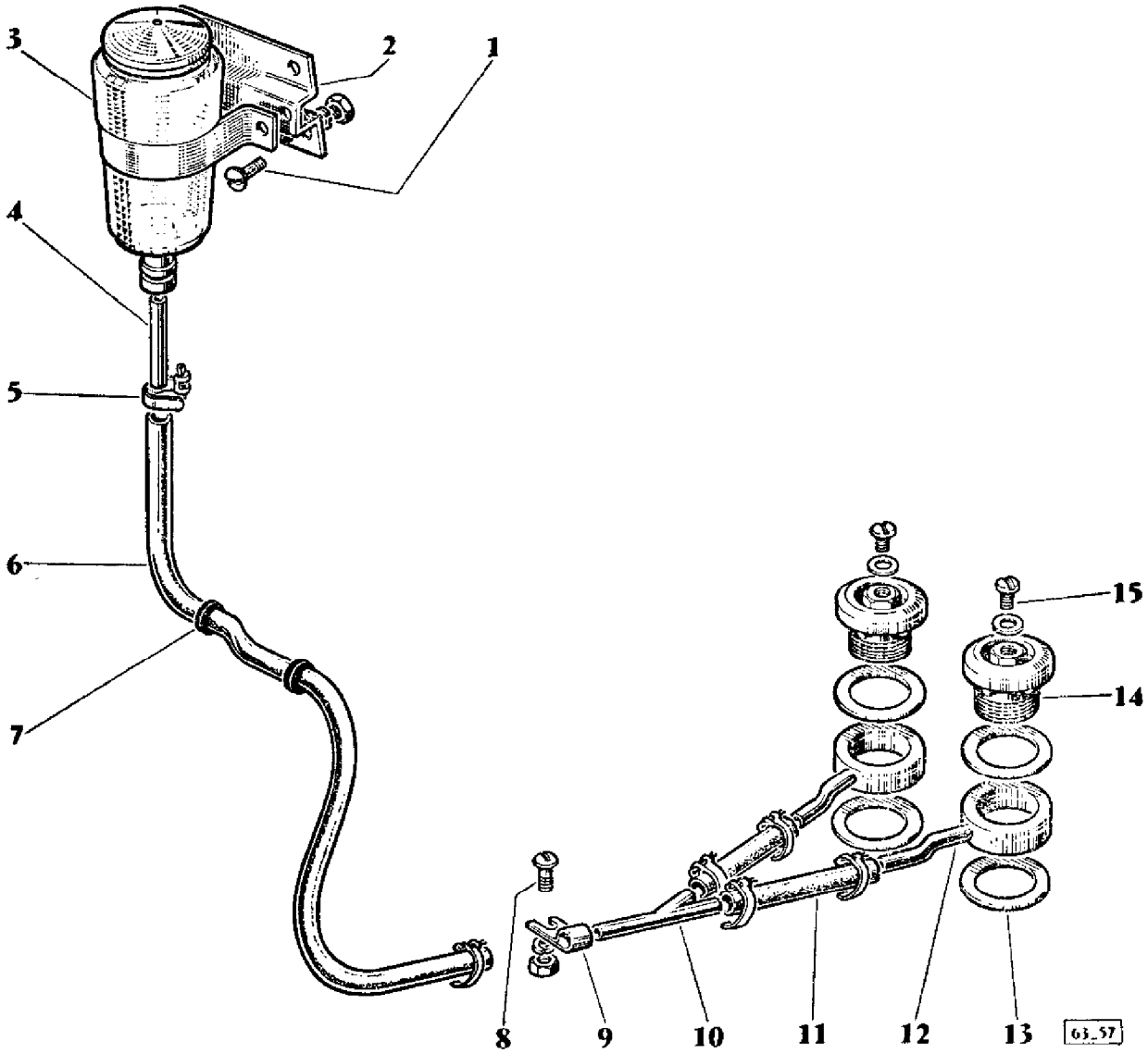
65-101

AGCO Corporation  
Parts List Report

Massey Ferguson (Europe)  
MF 510 COMBINE, ->|  
Page 157 - BRAKES

Item	Part Number	Qty	Part Description	Comments
1	239482M1	2	Housing	
2	228383M1	2	Shim	.030"
	223625M1	4	Shim	.010"
	223626M1	5	Shim	.002"
3	359139X1	2	Ring	
4	237094M1	2	Coupling	
5	10460X	2	Pin	
6	831852M1	2	Ring	
7	239460M1	1	Disc	
8	1018541M91	4	Disc	
9	1015991M91	2	Disc	INCL. REF. 10 TO 16
	223894M92	2	Brake	INCL. REF. 8 TO 9
10	1015993M1	2	Disc	
11	16779X	4	Ball	
12	1005528M1	2	Spring	
13	1015995M1	1	Link	
14	1015994M91	1	Link	
15	1015996M1	2	Stud	
16	353917X1	2	Nut Unf	
17	832447M1	2	Yoke	
18	354190X1	2	Pin	
19	237095M2	2	Cover	
20	832898M1	2	Seal	
21	228236M2	2	Seal	
22			Brake Cylinder	See Page/Reference Number 161
26	243134M1	1	Lever	
27	243133M1	4	Spring	
28	240449M1	2	Spring	
29	831850M1	2	Nut	
30	353426X1	2	Nut Unf	
31	831843M1	2	Pin	
32	356886X1	2	Plug	
33	831850M1	2	Nut	
36	354048X1	2	Pin	
37	353505X1	4	Screw Unf	
39	353918X1	4	Nut Unf	
40	353700X1	7	Screw Unc	
41	353432X1	7	Lock Washer	

**RÉSERVOIR DE FREIN A NIVEAU APPARENT  
BRAKE FLUID CONTAINER**

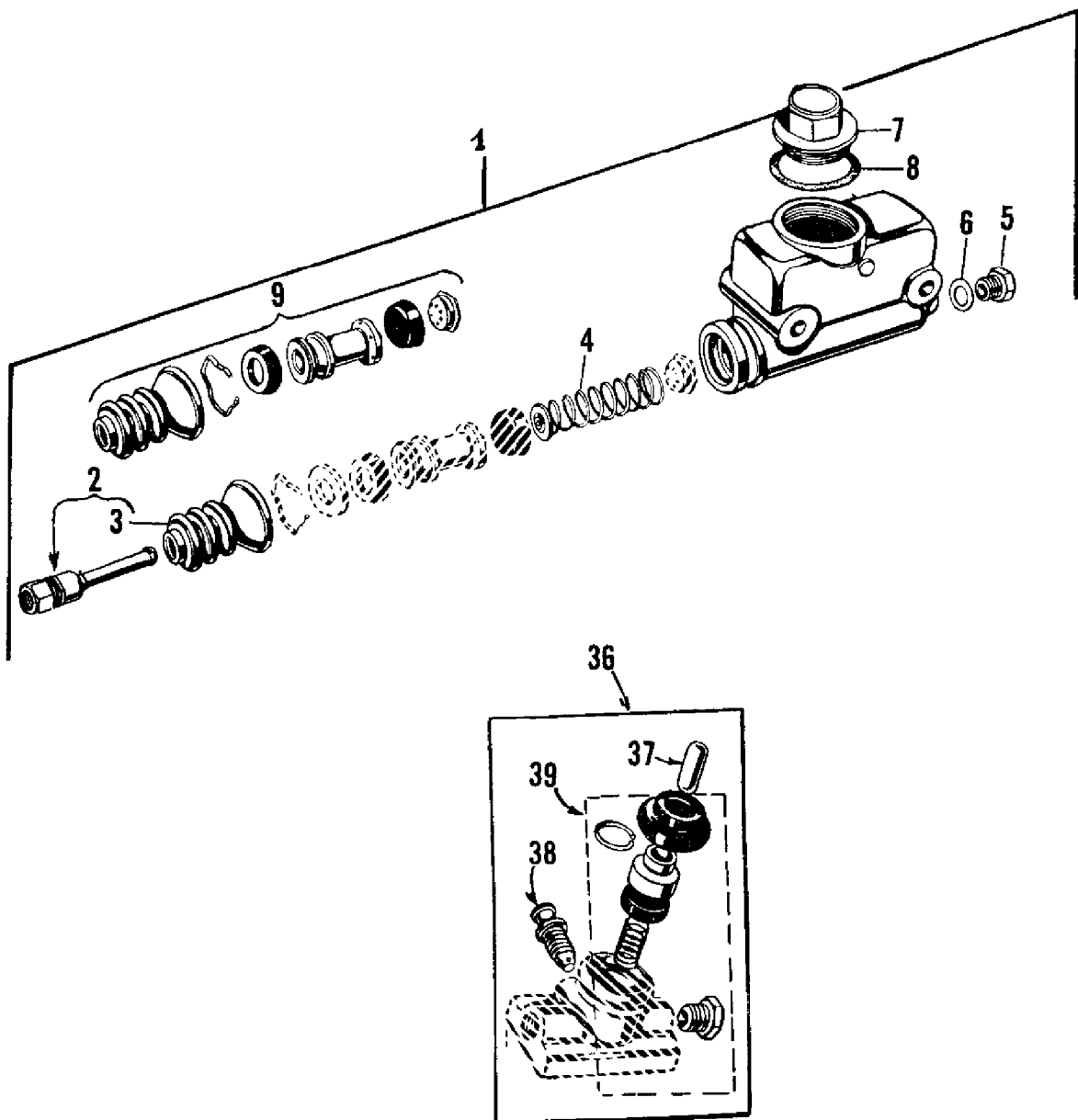


AGCO Corporation  
Parts List Report

Massey Ferguson (Europe)  
MF 510 COMBINE, ->|  
Page 158 - BRAKE FLUID CONTAINER

Item	Part Number	Qty	Part Description	Comments
1	353970X1	6	Screw Unc	
	353441X1	6	Lock Washer	
	355564X1	6	Nut Unc	
2	902825M1	1	Bracket	
3	902380M2	1	Reservoir	
4	902382M1	1	Tube	
5	1803495M1	6	Clamp	
6	902822M2	1	Hydr Hose	
7	1803494M1	2	Grommet	
8	353970X1	1	Screw Unc	
	353441X1	1	Lock Washer	
	355564X1	1	Nut Unc	
9	623841M1	1	Clip	
10	902820M1	1	Union	
11	902821M2	2	Tube	
12	902823M91	2	Union	
13	902370M2	4	Gasket	
14	903041M91	2	Plug	INCL. REF. 15
	903073M1	2	Plug	
15	357444X1	2	Screw	
	903042M1	2	Washer	

POMPES DES FREINS  
BRACE CYLINDER



**65 - 104**

AGCO Corporation  
Parts List Report

Massey Ferguson (Europe)  
MF 510 COMBINE, ->|  
Page 161 - BRACE CYLINDER

---

Item	Part Number	Qty	Part Description	Comments
1	243135M91	2	Cylinder	INCL. REF. 2 TO 9
2	1030369M91	1	Poppet	INCL. REF. 3
3	1017881M1	1	Protector	
4	1030360M91	1	Spring	
5	1017899M1	1	Union	
6	1017898M1	1	Gasket	
7	1030361M91	1	Cap	
8	1030363M1	1	Gasket	
9	835940M1	1	Kit, Repair	
36	243132M91	2	Cylinder	
37	1030372M1	1	Rod	
38	1400863M1	1	Screw	
39	835939M1	1	Kit	

---

**PEDALES DE FREINS  
BRAKE PEDALS**



AGCO Corporation  
Parts List Report

Massey Ferguson (Europe)  
MF 510 COMBINE, ->|  
Page 162 - BRAKE PEDALS

Item	Part Number	Qty	Part Description	Comments
1	910948M1	1	Treadle	Left Hand
2	910947M1	1	Treadle	Right Hand
3	220670M1	2	Pad	
4	910952M91	1	Arm	Left Hand
5	910951M91	1	Lever	Right Hand
6	226907M1		Support	
7	226873M1	1	Shaft	
8	226872M1	1	Pin Hitch	
9	16772X	1	Ball	
10	C2309	1	Spring	
11	359029X1	1	Screw Unc	
12	353483X1	1	Pin	
13	214446M1	2	Spring	
14	240562M91	1	Bracket	
17		2	Brake Cylinder	SEE CORRESPONDING PAGE
18	833585M1	2	Fork	
19	353426X1	2	Nut Unf	
20	831174M1	2	Pin	
23	238774M1	1	Tube	Left Hand
24	910411M1	1	Tube	Left Hand
25	238775M1	1	Tube	Right Hand
26	230340M1	1	Tube	Right Hand
27	233271M1	1	Tube	Right Hand
28	204605M1	3	Union	
29	360080X1	4	Screw	
30	360081X1	2	Clamp	
33	226892M91	1	Arm	
34	238992M91	1	Shaft	
35	360626X1	1	Spacer	
36	228963M1	1	Ratchet	
37	70592M1	1	Spring	
38	238994M1	1	Bracket	
39	226902M1	1	Bolt	
	353443X1	1	Washer	
	353427X1	1	Nut Unf	
40	226894M1	1	Link	
41	904132M91	1	Stem	
42	831850M1	1	Nut	
46	904070M1	1	Shaft	Not Serviced, Order 911054M1

---

Up to Serial or Engine Number 5804

47	904127M91	2	Bracket	
48	904128M1		Shim	.020"
	904129M1		Shim	.040"
	904130M1		Shim	.060"
49	904066M91	1	Lever	Not Serviced, Order 911054M91
				Up to Serial or Engine Number 5804
	910410M91	1	Tube	From Serial or Engine Number 5805
50	904082M91	1	Arm	Left Hand
51	904076M91	1	Arm	Right Hand
52	904081M1	1	Bush	
53	904080M1	2	Shaft	
54	831490M1	2	Clevis Pin	
56	354057X1	2	Pin	
57	355685X1	1	Pin	
58	360009X1	4	Pin	
59	364584X1	X	Nut	
60	353426X1	X	Nut Unf	
61	353564X1	X	Bolt Unf	
62	353432X1	X	Lock Washer	
	353426X1	X	Nut Unf	
70	13811X	4	Grease Nipple	
71	354048X1	X	Pin	
72	353517X1	6	Screw Unf	
	353446X1	6	Lock Washer	NOT ILLUSTRATED
	353916X1	6	Nut Unf	
	353977X1	4	Screw Unc	
73	353434X1	4	Lock Washer	NOT ILLUSTRATED
	353539X1	4	Screw Unf	
	353431X1	4	Nut Unf	
	353444X1	4	Lock Washer	
74	354119X1	4	Nut Unc	
75	353445X1	2	Lock Washer	
76	354120X1	2	Nut	
77	535519X1	2	Bolt	
78	353755X1	2	Washer	
79	353446X1	2	Lock Washer	
80	353916X1	2	Nut Unf	
81	353552X1	2	Bolt Unf	
82	353554X1	2	Bolt Unf	
83	353434X1	4	Lock Washer	
84	353430X1	4	Nut Unf	
85	353757X1	X	Washer	
86	355620X1	X	Washer	
87	353432X1	X	Lock Washer	
88	353426X1	X	Nut Unf	

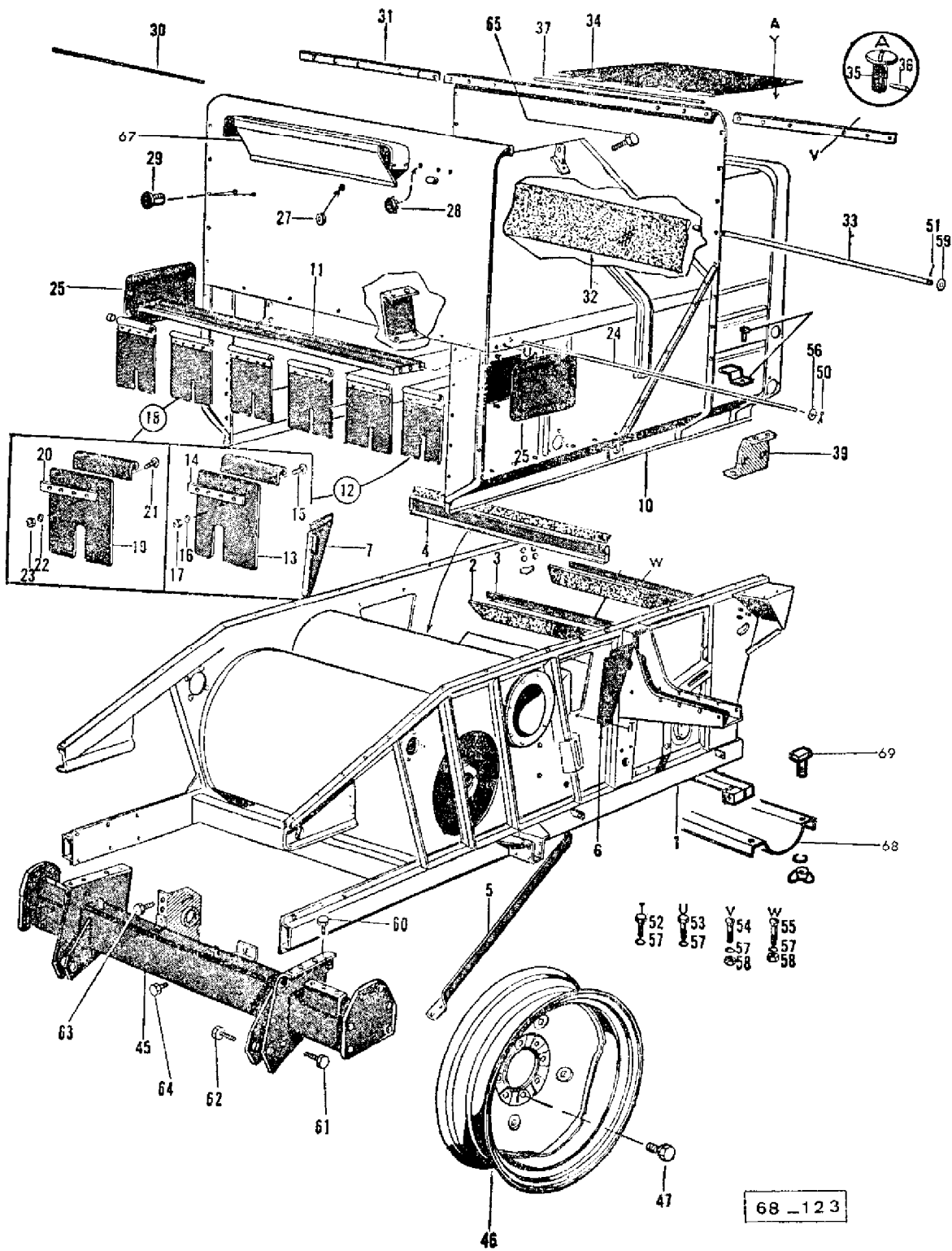
---

---

89	353433X1	X	Lock Washer	
90	353427X1	X	Nut Unf	
91	355619X1	X	Washer	
92	910408M1	1	Shaft	From Serial or Engine Number 5805 Right Hand
93	910407M1	1	Shaft	From Serial or Engine Number 5805 Left Hand

---

BATI - CORPS - ESSIEU ET ROUES AVANT  
 FRAME - FRONT AXLE AND WHEELS



AGCO Corporation  
Parts List Report

Massey Ferguson (Europe)

MF 510 COMBINE, ->|

Page 166 - FRAME FRONT AXLE AND WHEEL

Item	Part Number	Qty	Part Description	Comments
1		1	Frame	
2	227820M1	2	Band	
3	227821M1	2	Strap	
4	227828M91	1	Member	
5	230273M91	1	Brace	
	910402M1		Shim	NOT ILLUSTRATED
6	227822M91	1	Door	
7	227823M91	1	Door	
10	904376M94	1	Body	Not Serviced, Order 910654M91
11	910518M91	1	Bracket	Up to Serial or Engine Number 6349
	911236M91	1	Bearer	From Serial or Engine Number 6350
12	238939M92	2	Deflector	INCL. REF. 13 TO 17 Up to Serial or Engine Number 6349
	910940M91	2	Deflector	INCL. REF. 13 TO 17 From Serial or Engine Number 6350
	91143M93	1	Kit	TO RELOCATE THE CURTAINS.
	910844M1	2	Hinge	TO RELOCATE THE CURTAINS.
	910845M1	4	Hinge	TO RELOCATE THE CURTAINS.
	910849M91	1	Spacer	TO RELOCATE THE CURTAINS.
	353516X1	5	Screw Unf	TO RELOCATE THE CURTAINS.
	353446X1	5	Lock Washer	TO RELOCATE THE CURTAINS.
13	238943M2	1	Deflector	
14	240804M1	2	Strap	
15	353784X1	4	Bolt Unf	
16	353441X1	4	Lock Washer	
17	353918X1	4	Nut Unf	
18	238940M92	4	Deflector	INCL. REF. 19 TO 23 Up to Serial or Engine Number 6349
	910941M91	4	Deflector	INCL. REF. 19 TO 23 From Serial or Engine Number 6350
19	238944M2	1	Deflector	
20	240804M1	1	Strap	
21	353784X1	4	Bolt Unf	
22	353441X1	4	Lock Washer	
23	353918X1	4	Nut Unf	
24	238282M1	1	Stem	
25	227730M1	26	Door	
27	832682M1	2	Grommet	
28	359354X1	2	Plug	

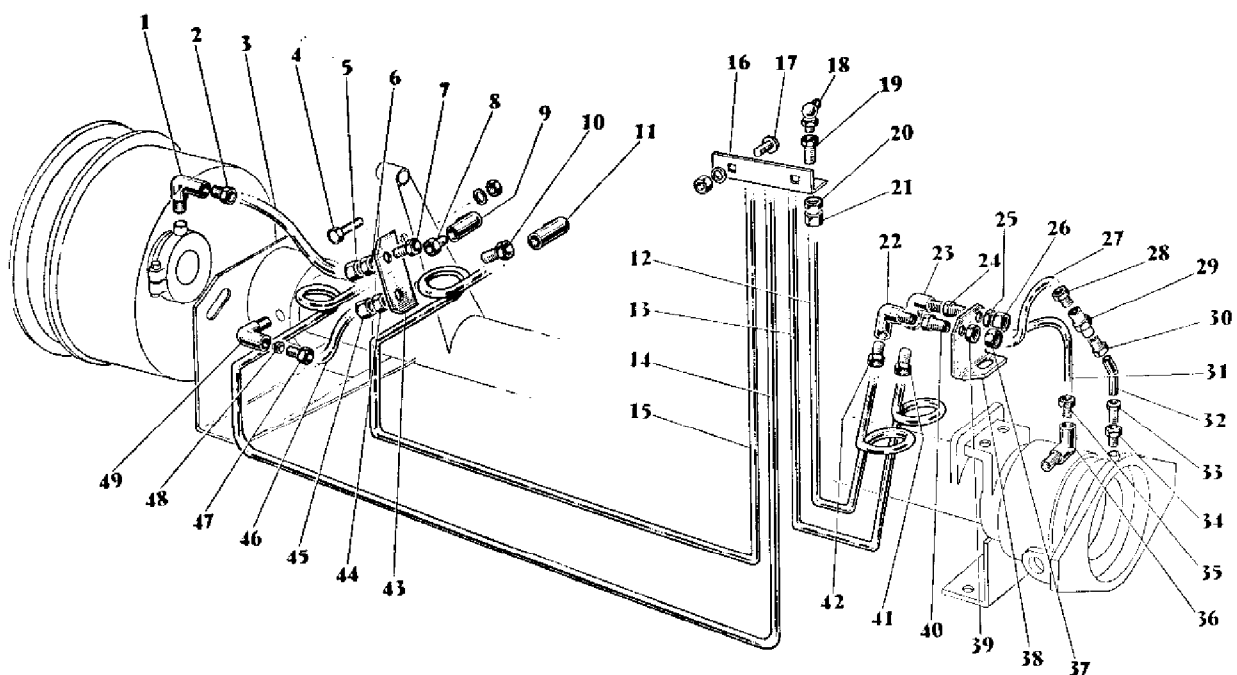
29	359357X1	2	Plug	
30	363540X1	1	Stem	
31	240527M1	2	Strap	
32	795968M1	1	Curtain	
33	238277M1	1	Pipe	
34	240328M91	1	Door	INCL. REF. 35 TO 36
35	832279M1	2	Stud	
36	832140M1	2	Pin	
37	240323M1	1	Stem	
38	240332M1	4	Band	NOT ILLUSTRATED UP TO THE STOCK BE EXHUSTES.
39	796366M1	2	Bracket	
45	237760M92	1	Spacer	INCL. REF. 63, 64 AND 2 NUTS 353426X1
46	833065M2	2	Wheel	
	911081M91	1	Screw	TO SUPPLY IF WHEEL MOUNTING HOLES ARE OVALIZED
47	SU1286	16	Bolt	
50	354046X1	X	Pin	
51	354052X1	X	Pin	
52	353515X1	X	Screw Unf	
53	353516X1	X	Screw Unf	
	353559X1	X	Screw Unf	
54	359988X1	X	Ring	
	352986X1	4	Washer	
	353517X1	6	Screw Unf	
55	353514X1	X	Screw Unf	
56	353755X1	X	Washer	
57	353446X1	X	Lock Washer	
	353432X1	X	Lock Washer	
58	353916X1	X	Nut Unf	
	353426X1	X	Nut Unf	
59	353761X1	X	Washer	
60	353439X1	10	Lock Washer	
	353437X1	10	Nut Unf	
	353594X1	10	Bolt Unf	
61	353561X1	8	Screw Unf	
62	353560X1	4	Screw Unf	
63	353611X1	1	Screw Unf	
	353433X1	2	Lock Washer	
	353427X1	2	Nut Unf	
64	227606M1	1	Bolt	
	353760X1	1	Flat Washers	
65	355515X1	4	Setscrew	
	353446X1	4	Lock Washer	
66	235115M1	2	Fastener	

---

	910117M1	2	Rivet
67	238273M1	1	Bearer
68	795014M91	2	Door
	795015M1	1	Door
69	795018M91	3	Bolt
	353755X1	3	Washer
	355583X1	3	Nut Unf

---

**RAMPE DE GRAISSAGE (arbre principal de venue)**  
**LUBRICATING ASSY (for main counter shaft)**



65-325

AGCO Corporation  
Parts List Report

Massey Ferguson (Europe)

MF 510 COMBINE, ->|

Page 170 - LUBRICATING ASSY FOR MAIN COUNTER SHAFT

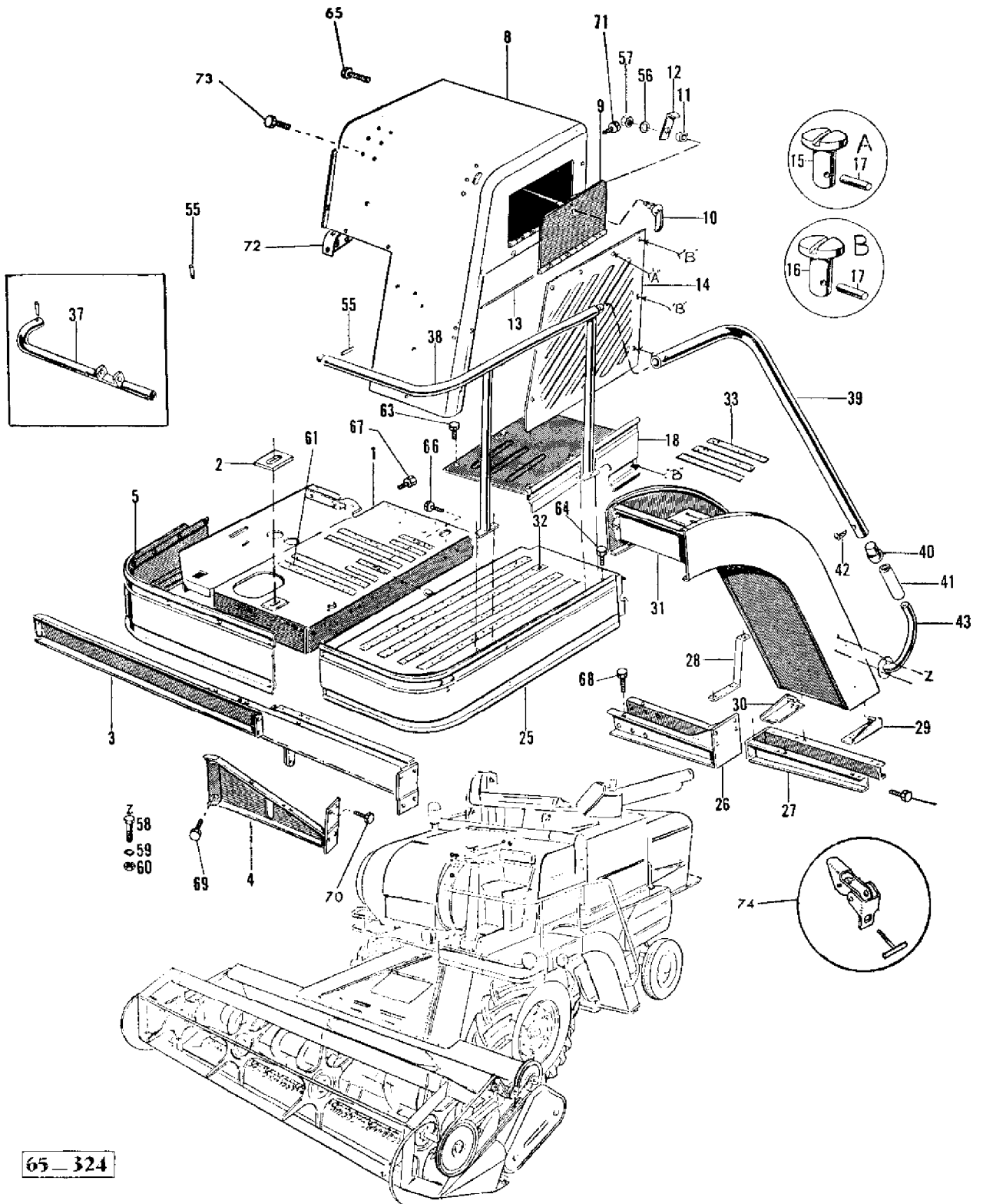
Item	Part Number	Qty	Part Description	Comments
1	376792X1	1	Adaptor	
2	376797X1	1	Nut	
3	895715M1	1	Tube	
4	353502X1	2	Screw Unf	
	353441X1	2	Lock Washer	
4	353918X1	2	Nut Unf	
5	376794X1	1	Nut	
6	376796X1	1	Olive	
7	376790X1	1	Adaptor	
8	376797X1	1	Nut	
9	376792X1	1	Adaptor	
10	376790X1	1	Adaptor	
11	376792X1	1	Adaptor	
12	795816M1	1	Pipe	
13	795815M1	1	Pipe	
14	795813M1	1	Pipe	
15	795814M1	1	Pipe	
16	794551M1	1	Bracket	
17	353792X1	2	Bolt Unf	
	353446X1	2	Lock Washer	
	353916X1	2	Nut Unf	
18	19575X	4	Grease Nipple	
19	376790X1	4	Adaptor	
20	376793X1	4	Nut Bsp	
21	376794X1	4	Nut	
22	376792X1	1	Adaptor	
23	376792X1	1	Adaptor	
24	376790X1	1	Adaptor	
25	376793X1	1	Nut Bsp	
26	376794X1	1	Nut	
27	893713M1	1	Spring	
28	376797X1	1	Nut	
29	376791X1	1	Connection	
30	376797X1	1	Nut	
31	895715M1	1	Tube	
32	794552M1	1	Tube	
33	376797X1	1	Nut	
34	376795X1	1	Adaptor	
35	376797X1	1	Nut	

---

36	376792X1	1	Adaptor
37	376794X1	1	Nut
38	794536M1	1	Bracket
39	376793X1	1	Nut Bsp
40	376790X1	1	Adaptor
41	376797X1	1	Nut
42	376797X1	1	Nut
43	794537M1	1	Bearer
44	376793X1	1	Nut Bsp
45	376794X1	1	Nut
46	895718M1	1	Tube
47	376797X1	1	Nut
48	376796X1	18	Olive
49	376792X1	1	Adaptor

---

**PLATE-FORME DE CONDUITE  
OPERATOR'S PLATFORM**



65-324

Imprimé en France  
Printed in France

MOISSONNEUSE-BATTEUSE 510-8  
510-8 COMBINE

957 292 M2 - Emission 1 - II/67  
957 292 M2 - Issue 1 - II/67

AGCO Corporation  
Parts List Report

Massey Ferguson (Europe)  
MF 510 COMBINE, ->|  
Page 173 - OPERATORS PLATFORM

Item	Part Number	Qty	Part Description	Comments
1	910014M91	1	Platform	
2	238968M1	1	Pad	
3	234804M93	1	Bracket	
4	910018M91	1	Bracket	
5	910019M91	1	Skirt	Right Hand
8	240431M91	1	Box	
9	228602M91	1	Gate	
10	194119M91	1	Handle	
11	361050X1	1	Spacer	
12	228659M1	1	Latch	
13	205439M1	1	Stem	
14	910116M91	1	Panel	INCL. REF. 15 TO 17
	910114M1	1	Door	
15	832154M1	2	Trunnion	
16	832139M1	6	Stud	
17	831786M1	8	Stud	
18	243282M91	1	Panel	INCL. REF. 29, 20
19	832139M1	1	Stud	
20	831786M1	1	Stud	
25	238980M92	1	Skirt	Left Hand INCL. REF. 74 WITHOUT SIGHT LEVEL
	359372X1	1	Plug	
26	238326M91	1	Bracket	
27	230826M91	1	Support	
28	234529M91	1	Bracket	
29	230567M91	1	Bracket	
30	230570M91	1	Bracket	
31	238983M91	1	Ladder	
32	230560M1	11	Strip	
33	230561M1	7	Band	
37	904149M91	1	Ramp	
	353527X1	1	Screw	NOT ILLUSTRATED
	353446X1	1	Lock Washer	NOT ILLUSTRATED
38	240694M91	1	Rail	
39	240689M91	1	Ramp	INCL. REF. 40 TO 42
40	240691M1	1	Plug	
41	230566M1	1	Sleeve	
42	353951X1	1	Screw	

---

43	240564M92	1	Rail	
55	360602X1	X	Pin	
56	353441X1	X	Lock Washer	
57	353918X1	X	Nut Unf	
58	353792X1	X	Bolt Unf	
59	353446X1	X	Lock Washer	
60	353916X1	X	Nut Unf	
61	227731M1	1	Band	
62	353517X1	17	Screw Unf	
	353446X1	17	Lock Washer	
	353916X1	17	Nut Unf	
63	359038X1	3	Bolt Unf	
	353446X1	3	Lock Washer	
	353916X1	3	Nut Unf	
64	353807X1	4	Screw Unf	
	353434X1	4	Lock Washer	
	353431X1	4	Nut Unf	
65	353516X1	9	Screw Unf	
	353755X1	13	Washer	
	353446X1	9	Lock Washer	
	353916X1	9	Nut Unf	
66	353519X1	4	Screw Unf	
	353446X1	6	Lock Washer	
	353916X1	6	Nut Unf	
	353521X1	2	Bolt Unf	
67	353529X1	3	Bolt Unf	
	353446X1	3	Lock Washer	
	353916X1	3	Nut Unf	
68	353558X1	8	Screw Unf	
	353432X1	8	Lock Washer	
	353426X1	8	Nut Unf	
69	353560X1	2	Screw Unf	
	353432X1	2	Lock Washer	
	353426X1	2	Nut Unf	
70	353970X1	8	Screw Unc	
	353754X1	8	Washer	
	353441X1	8	Lock Washer	
	354121X1	8	Nut	
71	353045X1	2	Bolt	
	353446X1	2	Lock Washer	
	354122X1	2	Nut	
72	233559M1	2	Bearer	Right Hand
	233558M1	1	Bearer	Left Hand
73	353988X1	9	Screw Unc	
	353754X1	9	Washer	
	353441X1	9	Lock Washer	

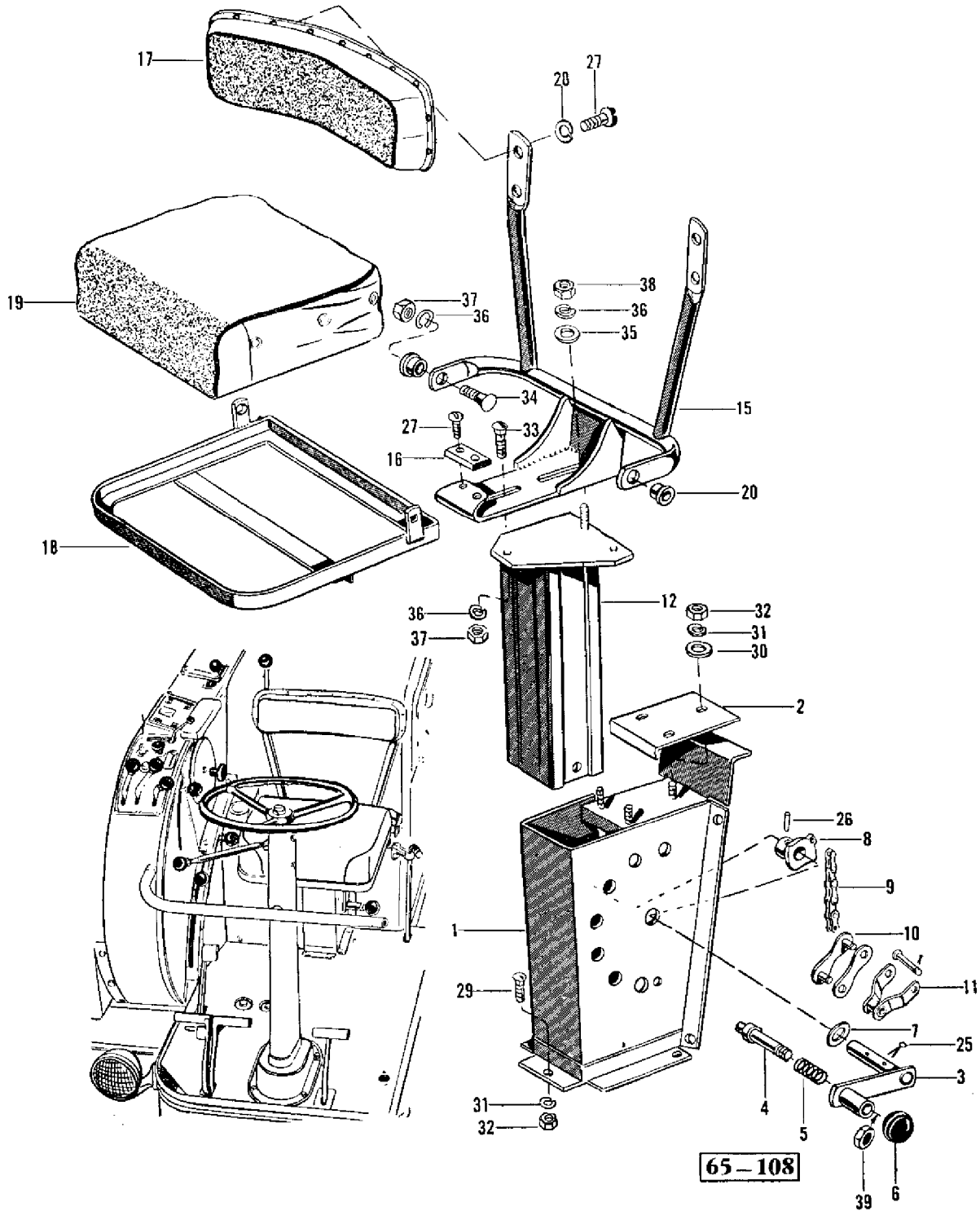
---

---

	354121X1	9	Nut	
74	230878M91	2	Clamp	INCL. NO. 2 19638X
	230882M91	2	Latch	

---

SIÈGE  
SEAT

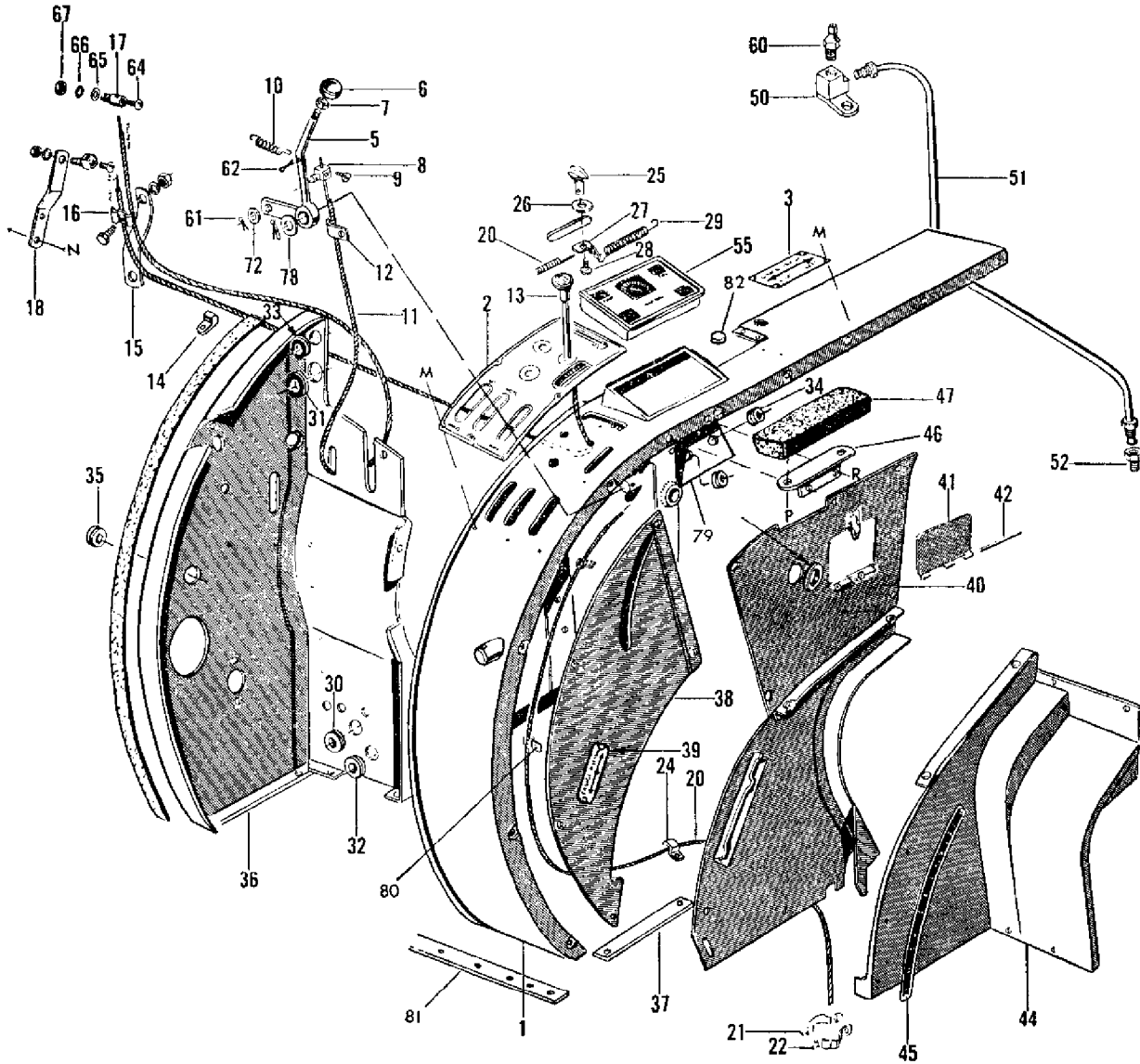


AGCO Corporation  
Parts List Report

Massey Ferguson (Europe)  
MF 510 COMBINE, ->|  
Page 177 - SEAT

Item	Part Number	Qty	Part Description	Comments
1	234815M91	1	Bracket	
	353791X1	8	Bolt Unf	
	355803X1	8	Ring	
	353446X1	8	Lock Washer	
	363916X1	8	Nut	
2	239141M1	1	Guide	
3	233693M91	1	Crank	
4	233692M1	1	Plunger	
5	70356M1	1	Spring	
6	205612M1	1	Knob	
7	GB1715	2	Washer	
8	233696M91	1	Hub	
9	233713M91	1	Chain	INCL. REF. 10 AND 11
10	831038M1	1	Pin	
11	354317X1	1	Link	
12	239230M91	1	Pedestal	
15	239224M91	1	Support	
16	181319M1	1	Bumper	
17	218863M92	1	Back Rest	
	204974M22	1	Plate	
18	239222M91	1	Seat	
	363929X1	6	Setscrew	
19	234070M2	1	Bearing	
20	363954X1	2	Bush	
25	354078X1	X	Pin	
26	14643X	X	Pin	
27	353989X1	X	Screw Unc	
28	353441X1	X	Lock Washer	
29	353792X1	X	Bolt Unf	
30	353755X1	X	Washer	
31	353446X1	X	Lock Washer	
32	353916X1	X	Nut Unf	
33	353828X1	X	Bolt Unf	
34	353415X1	X	Bolt	
35	353757X1	X	Washer	
36	353432X1	X	Lock Washer	
37	353426X1	X	Nut Unf	
38	353428X1	X	Nut Unf	
39	375111X1	X	Nut Unc	

**BOÎTE DE COMMANDE  
CONTROL BOX**



- |    |    |    |    |
|----|----|----|----|
| M  | N  | P  | R  |
| 63 | 68 | 71 | 74 |
| 69 | 69 | 73 | 75 |
| 70 |    |    | 76 |
|    |    |    | 77 |

**65-325**

AGCO Corporation  
Parts List Report

Massey Ferguson (Europe)  
MF 510 COMBINE, ->|  
Page 178 - CONTROL BOX

Item	Part Number	Qty	Part Description	Comments
1	910170M91	1	Control Plate	
2	904126M2	1	Control Plate	
2	227670M1	1	Plate	
3	904124M1	1	Plate	
3	233919M1	1	Plate	
5	238977M92	1	Lever	
6	210976M2	1	Knob	
7	375108X1	1	Nut Unc	
8	233921M1	1	Swivel	
9	832401M1	1	Screw	
10	223877M1	1	Spring	
11	233929M1	1	Cable	
12	227651M1	1	Clamp	
	361228X1	1	Washer	
13	233920M91	1	Pull	
	910291M91	1	Pull	Alternative 233920M91
14	360036X1	1	Clip	
	353501X1	2	Screw Unf	
	353441X1	2	Lock Washer	
	353918X1	2	Nut Unf	
15	234299M1	1	Bearer	
16	227651M1	1	Clamp	
17	230405M1	1	Swivel	
18	230424M1	1	Arm	
20	240462M1	1	Cable	
21	610610M1	1	Clamp	
22	610610M1	1	Clamp	
	353989X1	2	Screw Unc	
	353441X1	2	Lock Washer	
	355564X1	2	Nut Unc	
24	763355M2	2	Clip	
	353515X1	2	Screw Unf	
	353446X1	2	Lock Washer	
	353916X1	2	Nut Unf	
25	227669M1	1	Indicator	
26	239221M1	1	Washer	
27	227666M1	1	Bracket	
28	832401M1	1	Screw	
29	239383M1	1	Spring	

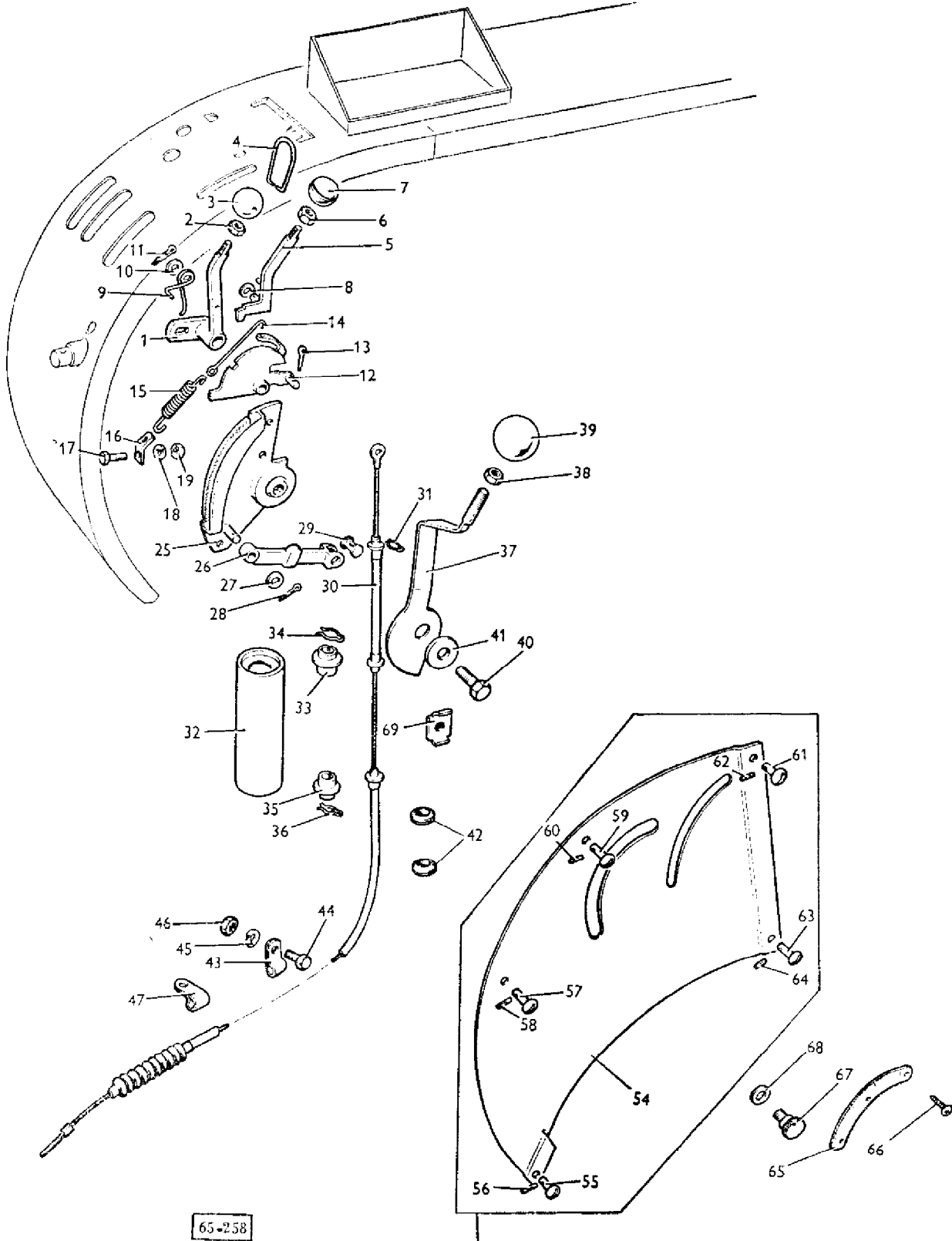
30	361190X1	1	Bush	
31	361191X1	1	Bush	
32	832559M1	1	Bush	
33	210280M1	1	Grommet	
34	832632M1	2	Grommet	
35	793620M1	1	Grommet	
	832682M1	2	Grommet	NOT ILLUSTRATED
36	904321M93	1	Cover	
	359357X1	4	Plug	WITHOUT SIGHT LEVEL
37	234595M1	1	Strap	
38	910076M91	1	Cover	
	832306M1	2	Stud	
	831786M1	5	Stud	
	910077M1	1	Cover	
	831785M1	2	Trunnion	
	832536M1	2	Stud	Alternative 831785M1
	832143M1	1	Stud	
39	904123M2	1	Plate	
39	240704M1	1	Plate	
40	910068M91	1	Cover	INCL. 832145M1
	353519X1	5	Screw Unf	
	353446X1	5	Lock Washer	
	353916X1	5	Nut Unf	
	353697X1	1	Screw Unc	
	353757X1	1	Washer	
	353432X1	1	Lock Washer	
41	239816M1	1	Door	
42	363931X1	1	Rod	
44	910203M91	1	Cover	INCL. 1 832306M1 + 2, 832536M1 + 2, 832535M1 + 2, 832493M1
45	233912M1	1	Plate	
	831655M1	4	Rivet	
46	239366M91	1	Bracket	
47	239369M1	1	Armrest	
50	204743M1	1	Bearer	
51	240728M1	1	Tube	
52	356665X1	1	Union	
55	230401M91	1	Panel	
60	MP1056	X	Grease Nipple	
61	354039X1	X	Cotter	
62	354059X1	X	Pin	
63	360359X1	X	Screw	
64	353977X1	X	Screw Unc	
65	375042X1	X	Washer	

---

66	353444X1	X	Lock Washer
67	354119X1	X	Nut Unc
68	353982X1	X	Screw Unc
69	353445X1	X	Lock Washer
70	354120X1	X	Nut
71	353988X1	X	Screw Unc
72	353754X1	X	Washer
73	353441X1	X	Lock Washer
74	353996X1	X	Screw
	353755X1	X	Washer
75	353757X1	X	Washer
76	353446X1	X	Lock Washer
77	354122X1	X	Nut
78	353758X1	X	Washer
79	238336M92	1	Cover
80	180739M1	1	Clip
	353982X1	1	Screw Unc
	353445X1	1	Lock Washer
	354120X1	1	Nut
81	238410M1	1	Spacer
82	359372X1	1	Plug

---

**BOITE DE CONTROLE, RELEVAGE AUTOMATIQUE DE TABLE**  
**CONTROL BOX FOR AUTOMATIC TABLE HEIGHT CONTROL**



65-258

53  
 MOISSONNEUSE-BATTEUSE 510-8  
 510-8 COMBINE

957 292 M2 - Emission 1 - 11/67  
 957 292 M2 - Issue 1 - 11/67

AGCO Corporation  
Parts List Report

Massey Ferguson (Europe)

MF 510 COMBINE, ->|

Page 182 - CONTROL BOX FOR AUTOMATIC TABLE HEIGHT CONTROL

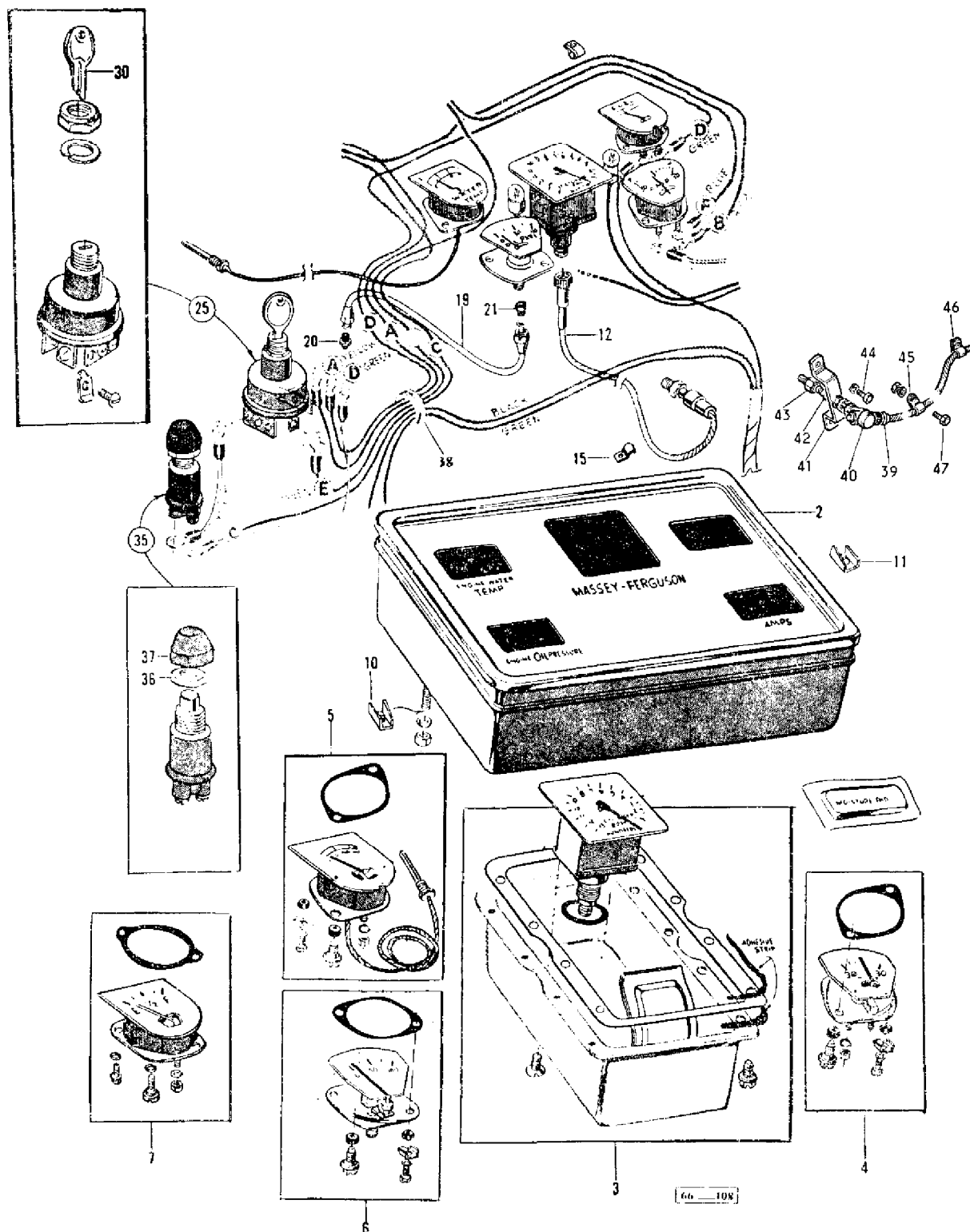
Item	Part Number	Qty	Part Description	Comments
1	795611M92	1	Lever	
2	375108X1	1	Nut Unc	
3	910055M1	1	Knob	
4	796070M1	1	Clip	
5	795657M93	1	Lever	
6	375108X1	1	Nut Unc	
7	910056M1	1	Knob	
8	795642M1	1	Spacer	
9	795655M1	1	Spring	
10	796958M1	1	Guide	
11	354039X1	1	Cotter	
12	795666M92	1	Rack	
13	354039X1	1	Cotter	
14	796077M1	1	Hook	
15	795608M1	1	Spring	
16	795631M1	1	Bracket	
17	353502X1	1	Screw Unf	
18	353441X1	1	Lock Washer	
19	353918X1	1	Nut Unf	
25	796095M91	1	Quadrant	
26	795604M1	1	Arm	
27	353756X1	2	Washer	
28	354046X1	1	Pin	
29	795641M1	1	Trunnion	
30	795665M91	1	Cable	
31	796967M1	1	Pin	
32	795601M91	1	Tube	
33	795658M1	1	Collet	
34	354043X1	1	Pin	
35	795658M1	1	Collet	
36	354043X1	1	Pin	
37	796092M92	1	Lever	
38	363626X1	1	Nut	
	353434X1	1	Lock Washer	
39	205612M1	1	Knob	
40	353536X1	1	Screw Unf	
41	796492M1	1	Spacer	
42	795637M1	2	Grommet	
43	795628M1	1	Clip	

---

44	353516X1	1	Screw Unf	
45	353446X1	1	Lock Washer	
46	353916X1	2	Nut Unf	
47	795628M1	1	Clip	
	796975M1	1	Clip	
53	910059M91	1	Cover	INCL. REF. 54 TO 66, 70
54	910060M1	1	Cover	
	910057M1	1	Decal	NOT ILLUSTRATED
	910992M1	1	Decal	NOT ILLUSTRATED
55	832536M1	1	Stud	
56	831786M1	1	Stud	
57	832306M1	1	Stud	
58	831786M1	1	Stud	Alternative
	831785M1	1	Stud	Alternative
59	832306M1	1	Stud	
60	831786M1	1	Stud	
61	832536M1	1	Stud	
62	831786M1	1	Stud	
63	832143M1	1	Stud	
64	831786M1	1	Stud	
65	910058M1	1	Plate	
66	360360X1	3	Screw	
67	796103M1	1	Screw	
	239221M1	1	Washer	
68	355618X1	1	Washer	
69	796101M91	1	Plate	
69	354039X1	1	Cotter	
70	904123M2	1	Plate	NOT ILLUSTRATED
	360359X1	2	Screw	NOT ILLUSTRATED

---

**TABEAU DE BORD ET CONTACTEURS  
INSTRUMENT PANEL**

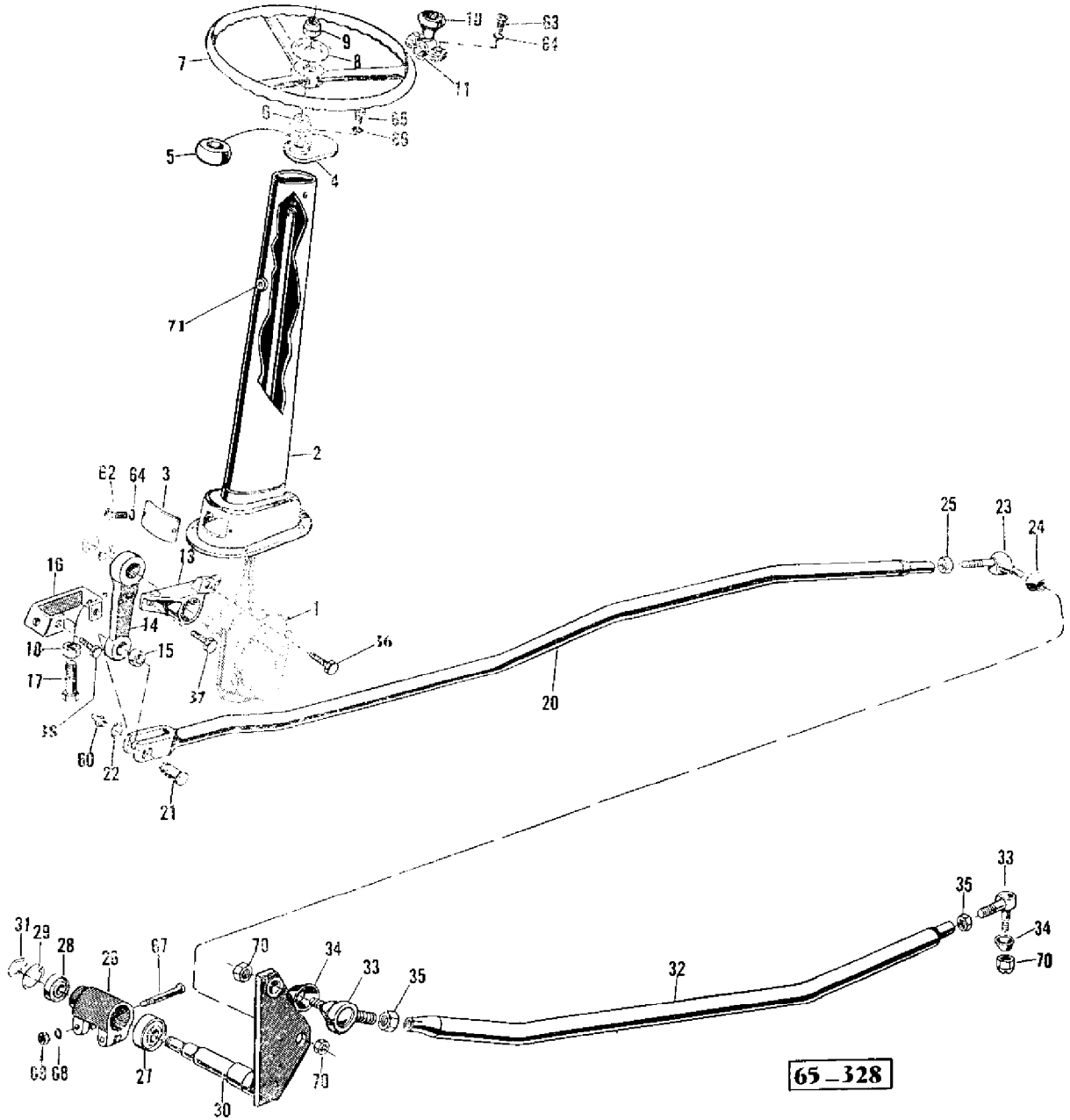


AGCO Corporation  
Parts List Report

Massey Ferguson (Europe)  
MF 510 COMBINE, ->|  
Page 186 - INSTRUMENT PANEL

Item	Part Number	Qty	Part Description	Comments
1	230401M91	1	Panel	INCL. REF. 2 TO 7
2	1881583M91	1	Housing	REPAIR KITS
3	835723M91	1	Rev Indicator	REPAIR KITS
4	835724M91	1	Ammeter	REPAIR KITS
5	1881582M91	1	Manometer	REPAIR KITS
6	835726M91	1	Gauge	REPAIR KITS
7	1881581M1	1	Gauge	REPAIR KITS
10	207650M1	1	Clip	
11	227671M1	1	Pin-Ring Assy	
12	910395M91	1	Cable	INCL. REF. 39 TO 47 Repairs and Replaces 227668M91 Up to Serial or Engine Number 5941 Up to Serial or Engine Number 5941
15	22712X	3	Clamp	Up to Serial or Engine Number 5941
19	230419M1	1	Tube	
20	2289X	1	Union	
21	22281X	1	Connector	
25	230420M91	1	Switch	INCL. REF. 26 AND 30
	230423M1	1	Plate	NOT ILLUSTRATED
30	180292M1	2	Spanner	
35	223198M92	1	Switch	INCL. REF. 36 AND 37
36	1509400M1	1	Nut	
37	1509399M1	1	Cap	
38	360043X1	1	Clip	
39	236481M2	1	Cable	From Serial or Engine Number 5942
40	236484M92	1	Drive	From Serial or Engine Number 5942
41	248360M91	1	Bearer	From Serial or Engine Number 5942
42	236483M1	1	Bush	From Serial or Engine Number 5942
43	248362M1	1	Adaptor	From Serial or Engine Number 5942
44	353517X1	2	Screw Unf	From Serial or Engine Number 5942
	353446X1	2	Lock Washer	From Serial or Engine Number 5942
45	180739M1	1	Clip	From Serial or Engine Number 5942
46	763355M2	1	Clip	From Serial or Engine Number 5942
47	353502X1	1	Screw Unf	From Serial or Engine Number 5942
	353441X1	1	Lock Washer	From Serial or Engine Number 5942
	353918X1	1	Nut Unf	From Serial or Engine Number 5942

### BARRES DE DIRECTION ET VOLANT STERRING GEAR



AGCO Corporation  
Parts List Report

Massey Ferguson (Europe)  
MF 510 COMBINE, ->|  
Page 189 - STEERING GEAR

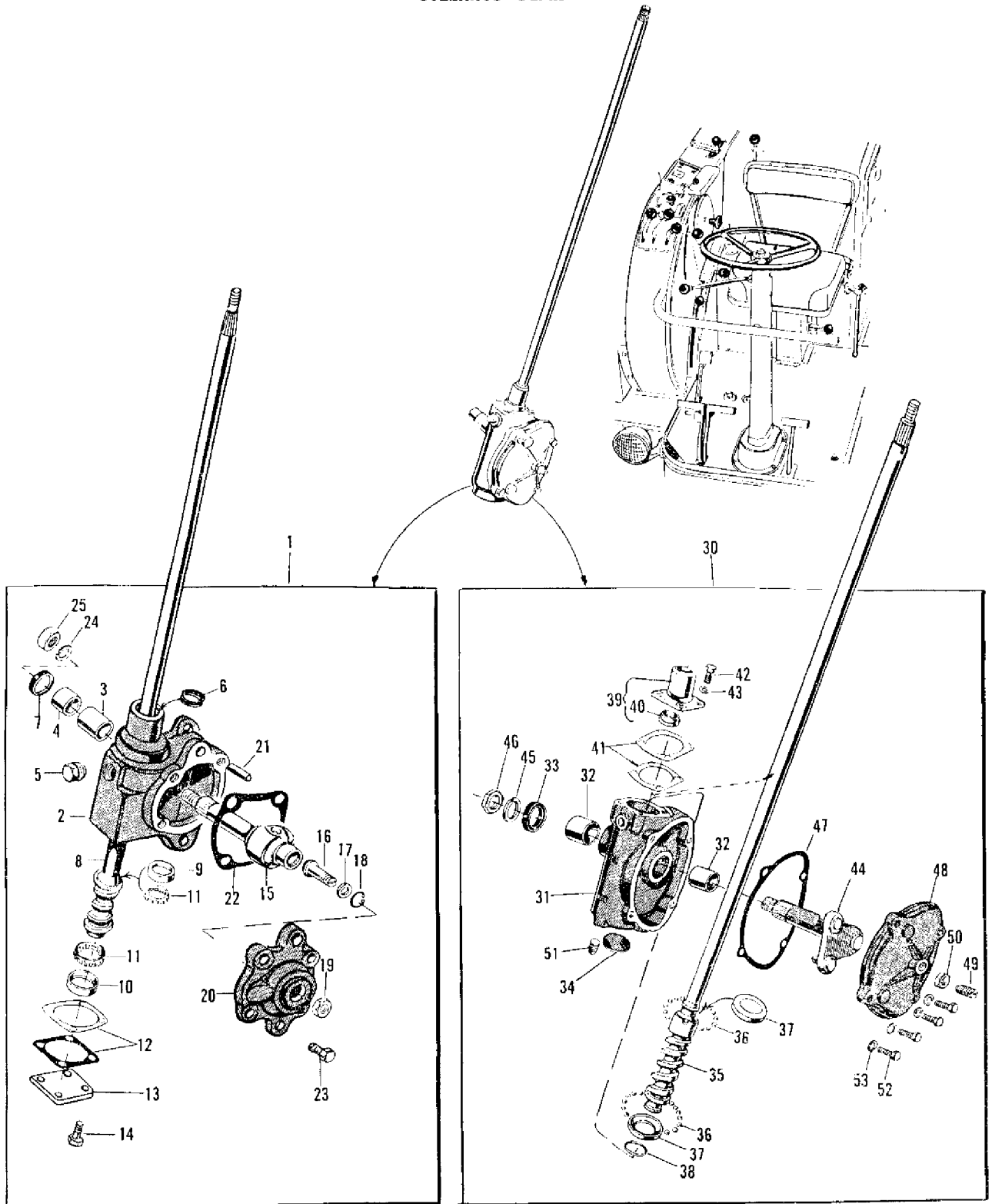
Item	Part Number	Qty	Part Description	Comments
1	239134M91	1	Gear	See Page/Reference Number 193
2	238923M91	1	Column	INCL. 2 WELDABLE NUTS 354160X1
2	353755X1	4	Washer	
3	240629M1	1	Cover	
4	238900M1	1	Cover	
	353517X1	3	Screw Unf	
	353446X1	3	Lock Washer	
	353916X1	3	Nut Unf	
	357346X1	2	Setscrew	
5	832273M1	1	Sleeve	
6	196100M1	1	Seal	
7	220245M1	1	Wheel	
8	904357M1	1	Emblem	
	229435M1	1	Emblem	
9	220895M1	1	Cap	
10	211183M21	1	Handle	
	211185M1	1	Handle	
11	219087M1	1	Clamp	
13	230539M1	1	Arm	
14	239355M91	1	Lever	
15	239356M1	1	Bush	
16	240552M91	1	Thruster	
17	832342M1	2	Bolt	
18	353428X1	2	Nut Unf	
20	240550M92	1	Draglink	
21	239354M1	1	Pin	
22	22042X	1	Segment	
23	182534M91	1	End	
24	196100M1	1	Seal	
25	832073M1	1	Nut	
26	230558M1	1	Housing	
27	22258X	1	Bearing Assy	
28	29963X	1	Bearing	
29	353231X1	1	Circlip	
30	910428M91	1	Pivot	
31	353229X1	1	Ring	
32	910099M1	1	Draglink	
33	182534M91	2	End	

---

34	196100M1	2	Seal
35	832073M1	2	Nut
36	353857X1	1	Bolt Unf
	357561X1	1	Nut Unf
37	353518X1	2	Screw Unf
	353446X1	2	Lock Washer
	353916X1	2	Nut Unf
38	353519X1	2	Screw Unf
	353446X1	2	Lock Washer
	353916X1	2	Nut Unf
60	MP1056	1	Grease Nipple
62	353980X1	X	Screw Special
63	375394X1	2	Screw
64	353445X1	2	Lock Washer
65	353679X1	X	Screw Unc
66	353446X1	X	Lock Washer
67	353580X1	2	Bolt Unf
68	353432X1	2	Lock Washer
69	353426X1	2	Nut Unf
70	195262M1	2	Nut
71	359357X1	1	Plug

---

### BOÎTIER DE DIRECTION STEERING GEAR



65.329

AGCO Corporation  
Parts List Report

Massey Ferguson (Europe)  
MF 510 COMBINE, ->|  
Page 193 - STEERING GEAR

Item	Part Number	Qty	Part Description	Comments
1	239135M91	1	Gear	(A) Not Serviced, Order 239134M91
2	1021502M91	1	Housing	
3	1017292M1	1	Bush	
4	1021503M1	1	Bush	
5	1507124M1	1	Plug	
6	1021510M1	1	Bush	
7	1017293M1	1	Bush	
8	1023273M91	1	Shaft	
9	1005107M1	1	Race	
10	1017296M1	1	Race	
11	1005120M91	2	Bearing	
12	1017295M1	1	Shim	.002"
	1005116M1	1	Shim	.005"
	1005115M1	5	Shim	.010"
13	1507126M1	1	Cover	
14	1021506M1	4	Screw	
15	1023274M91	1	Shaft	
16	1017290M1	1	Screw	
17	1021508M1	1	Washer	
18	355649X1	1	Ring	
19	353438X1	1	Nut Unf	
20	1021505M91	1	Cover	
21	1021507M1	2	Washer	
22	1017288M1	1	Gasket	
23	1021506M1	4	Bolt	
24	29866X	1	Washer	
25	22573X	1	Nut	
30	230536M91	1	Gear	(A) Not Serviced, Order 239134M91
31	1504462M91	1	Housing	
32	1503494M1	2	Bush	
33	1503490M1	1	Bush	
34	13518X	1	Plug	
35	1024450M91	1	Worm	
36	2971X	24	Ball	
37	1508127M1	2	Cup	
38	1000028M1	2	Segment	
39	1506840M91	1	Cover	

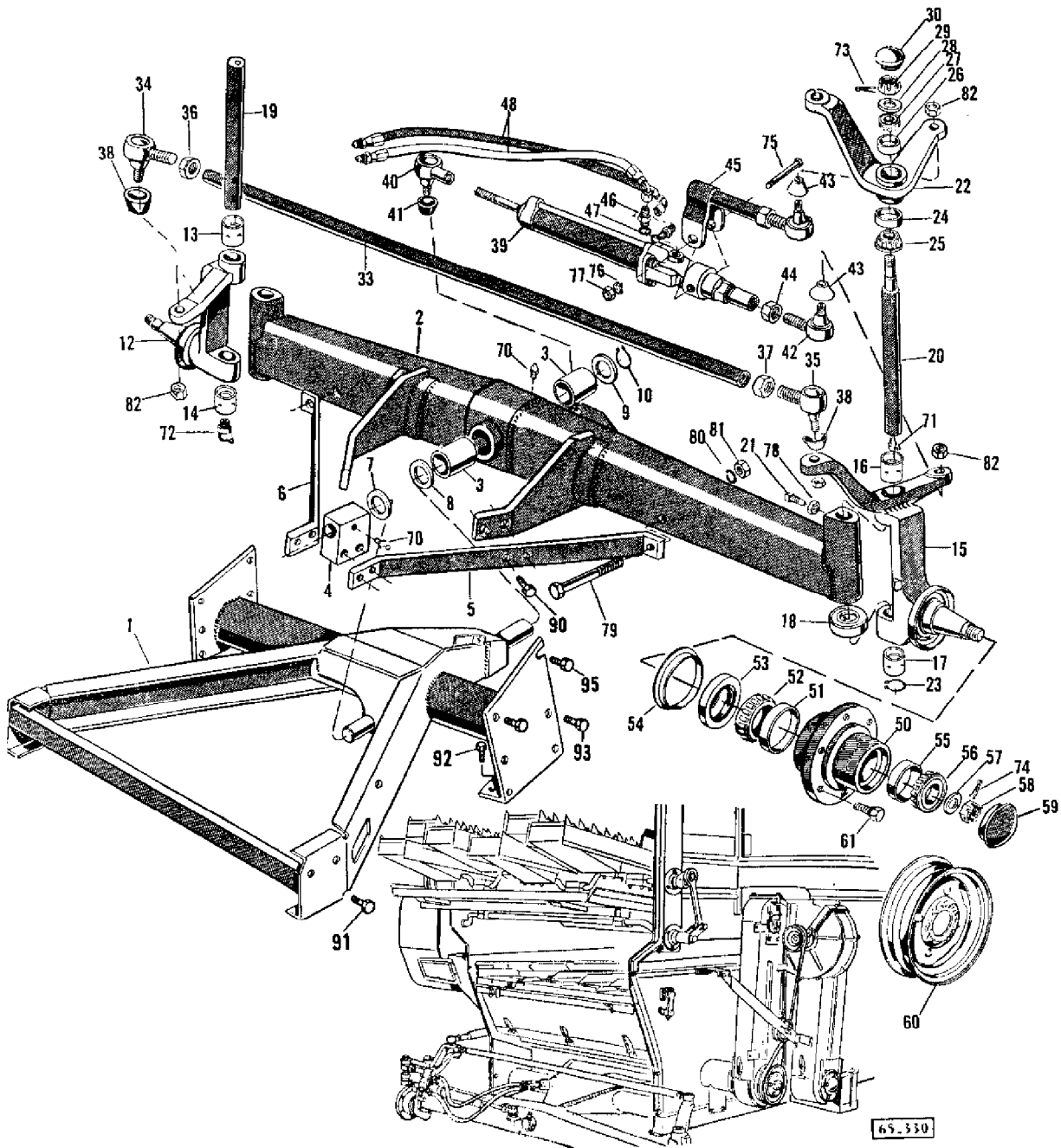
---

40	1008953M1	1	Bush	
41	1000034M1	X	Shim	.002"
	1000035M1	X	Shim	.003"
	1000036M1	X	Shim	.010"
42	15768A	4	Bolt	
43	375095X1	4	Pin	
44	1021434M91	1	Lever	
45	29866X	1	Washer	
46	49851X	1	Nut	
47	1500822M1	1	Gasket	
48	1500496M11	1	Cover	
49	14074E	1	Screw	
50	49858X	1	Nut	
51	22769X	1	Plug	
52	15171A	4	Screw	
53	15533X	4	Washer	

(A)

---

**ESSIEU ET ROUES ARRIERE  
REAR AXLE AND WHEELS**



AGCO Corporation  
Parts List Report

Massey Ferguson (Europe)  
MF 510 COMBINE, ->|  
Page 194 - REAR AXLE AND WHEELS

Item	Part Number	Qty	Part Description	Comments
1	240333M91	1	Frame	
2	238951M92	1	Axle	INCL. REF. 3
3	832916M1	2	Bearing	
4	233310M91	1	Block	
5	910427M92	1	Brace	
6	234803M1	1	Brace	
7	832044M1	2	Washer	
8	240571M1	1	Spacer	
9	364305X1	1	Washer	
	363429X1	1	Spacer	
10	22135X	1	Clip	
12	238956M91	1	Spindle	INCL. REF. 13 AND 14 Right Hand
13	239010M2	1	Bush	
14	238950M1	1	Bush	
15	238947M91	1	Spindle	Left Hand INCL. REF. 16 AND 17
16	238949M2	1	Bush	
17	238950M2	1	Bush	
18	18560X	2	Bush	
19	238959M1	1	Clevis Pin	Left Hand
20	238945M2	1	Clevis Pin	Right Hand
21	667184M1	2	Screw	
22	238946M1	2	Lever	
23	355602X1	2	Circlip	
24	832426M1	1	Race	
25	832425M1	1	Cone	
26	831054M1	1	Cup	
27	831055M1	1	Cone	
28	362030X1	1	Washer	
29	240576M1	1	Nut	
30	669763M1	1	Cap	
33	226911M91	1	Rod	INCL. REF. 34 TO 38 AND 226555M1 Not Serviced, Order 911521M91
	226555M1	1	Tube	
34	182534M91	1	End	Left Hand
35	832076M1	1	End	Right Hand
36	832073M1	1	Nut	

---

37	832074M1	1	Nut	
38	890124M2	2	Seal	
39	910047M92	1	Valve	
40	832687M91	1	End	Left Hand INCL. REF. 41
41	196099M1	1	Seal	
42	182534M91	1	End	Right Hand INCL. REF. 43
	195262M1	3	Nut	
43	890124M2	2	Seal	
44	832073M1	1	Nut	
45	240560M91	1	Bail	
46	835091M91	2	Connector	INCL. REF. 47
47	831452M1	1	O Ring	
48	833537M1	1	Hydr Hose	
48	833536M1	1	Hydr Hose	
50	238958M1	2	Hub	
51	350356X1	2	Cup	
52	200922M1	2	Cone	
53	833023M1	2	Seal	
54	239005M2	2	Sleeve	
55	831077M1	2	Cup	
56	831078M1	2	Cone	
57	353776X1	2	Washer	
58	353929X1	2	Nut Unf	
59	235562M2	2	Cap	
60	832075M2	2	Disc	
	790668M2	4	Weight	
	904142M1	4	Weight	
	796726M1	8	Bolt	
	353773X1	16	Washer	
	353439X1	8	Lock Washer	
	353437X1	8	Nut Unf	
	792271M1	2	Extension	
61	GK4207	12	Bolt	
70	13222X	4	Greaser	
71	15438X	1	Nipple	
72	MP1048	1	Nipple	
73	354063X1	1	Pin	
74	375090X1	2	Pin	
75	354506X1		Bolt	
76	353434X1	X	Lock Washer	
77	353431X1	X	Nut Unf	
78	353430X1	X	Nut Unf	
79	353639X1	4	Bolt Unf	
80	353433X1	8	Lock Washer	

---

---

81	353427X1	8	Nut Unf
82	195262M1	2	Nut
90	353620X1	4	Bolt Unf
91	353517X1	8	Screw Unf
	353446X1	8	Lock Washer
	353916X1	8	Nut Unf
92	353520X1	6	Bolt Unf
	353446X1	6	Lock Washer
	353916X1	6	Nut Unf
93	353560X1	4	Screw Unf
	353432X1	4	Lock Washer
	353426X1	2	Nut Unf
94	353518X1	4	Screw Unf
	353446X1	4	Lock Washer
	353916X1	2	Nut Unf
95	353520X1	2	Bolt Unf
	353755X1	2	Washer
	353446X1	2	Lock Washer
	353916X1	2	Nut Unf
	910180M1	1	Weight
	910181M1	1	Weight
	360111X1	2	Bolt
	353433X1	2	Lock Washer
	353427X1	2	Nut Unf

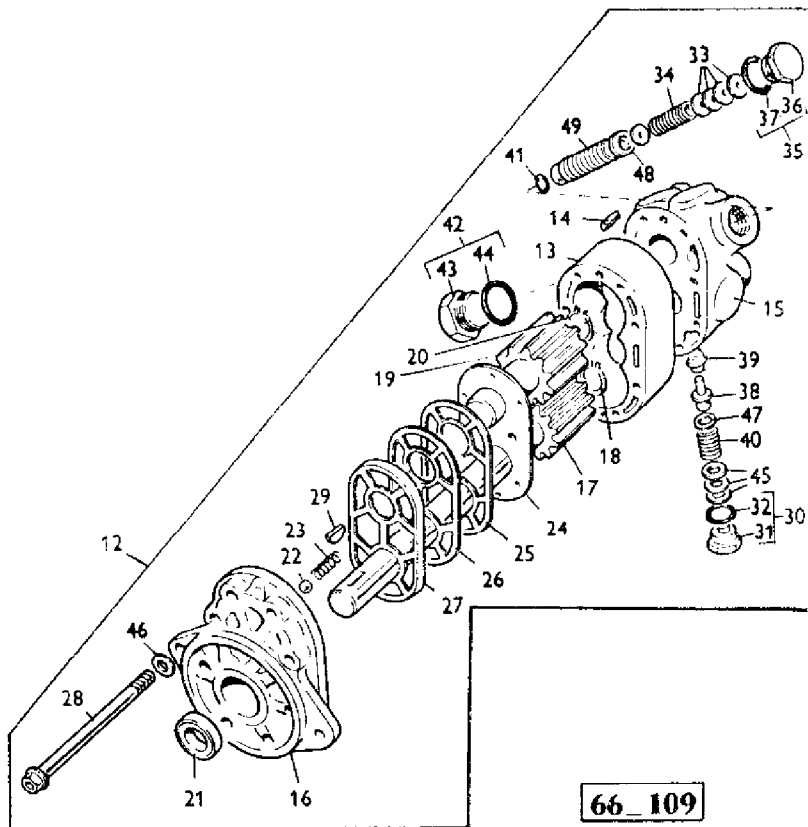
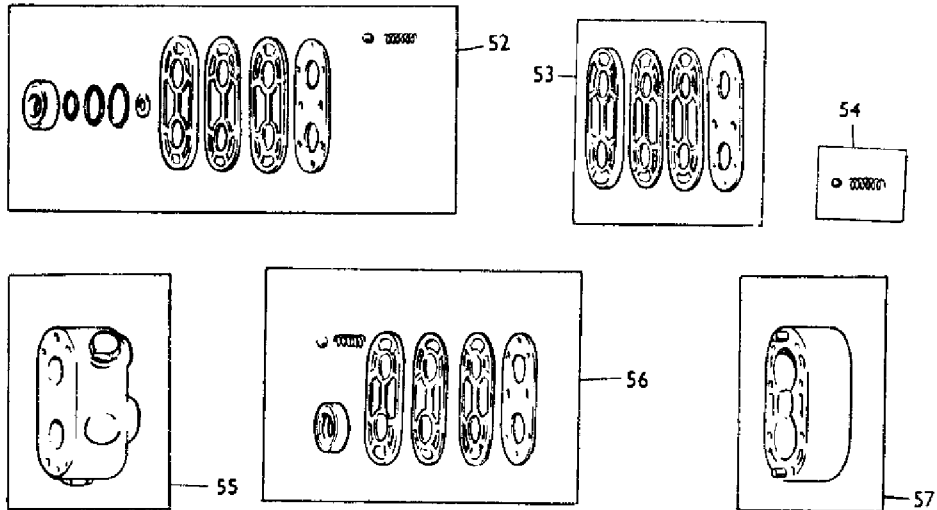
---

NOT ILLUSTRATED

Left Hand

Right Hand

**POMPE HYDRAULIQUE  
HYDRAULIC PUMP**



**66\_109**

AGCO Corporation  
Parts List Report

Massey Ferguson (Europe)  
MF 510 COMBINE, ->|  
Page 198 - HYDRAULIC PUMP

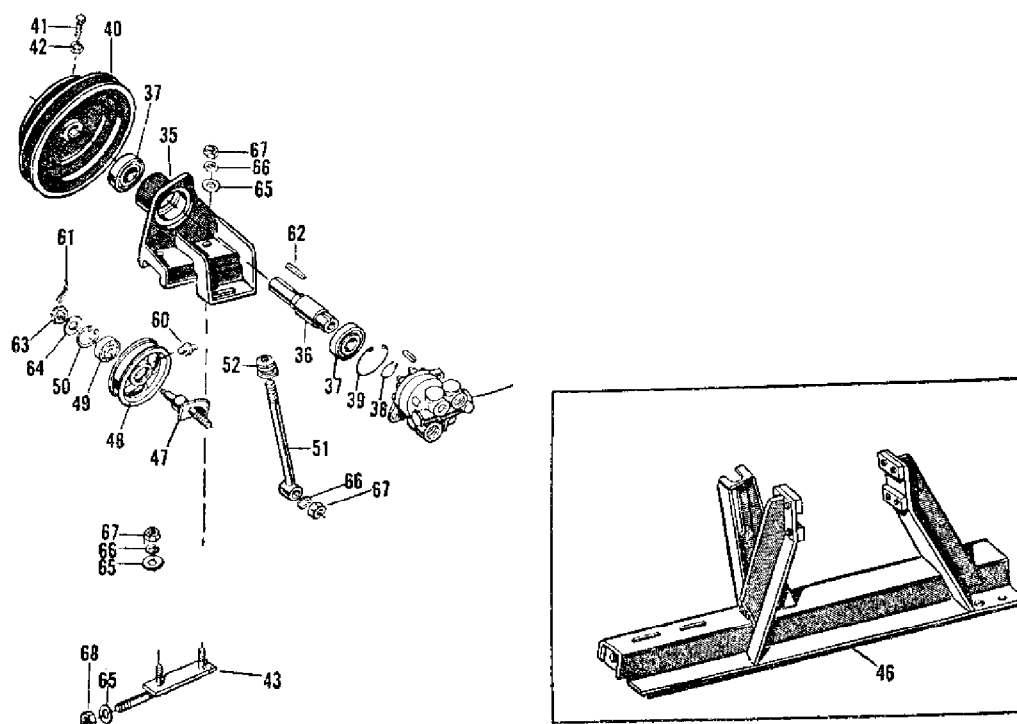
Item	Part Number	Qty	Part Description	Comments
12	793885M91	1	Pump	INCL. REF. 12 TO 49
13		1		Not Serviced, Order 894952M91
14	1882811M1	2	Dowel	
15		1		Not Serviced, Order 894949M91
16	1020331M91	1	Plate	
17	1882813M91	1	Drive Gear	INCL. REF. 18
18	1754669M1	2	Circlip	
19	1882814M91	1	Idler Gear	INCL. REF. 20
20	1754669M1	2	Circlip	
21	1018066M1	1	Seal	
22		2	Ball	
23		2	Spring	
24		2	Gasket	
25		1	Gasket	
26		1	Seal	
27		1	Diaphragm	
28	1024134M1	8	Screw	
29	832473M1	1	Key Door	
30	1882862M91	1	Plug	INCL. REF. 32
31		1		Not Serviced, Order 1882862M91
32	195562M1	1	O Ring	
33		X	Disc	
34		1	Spring	
35	1882863M91	1	Plug	INCL. REF. 37
		1		Not Serviced, Order 1882863M91
37	851258M1	1	O Ring	
38	1020337M91	1	Non Return Valve	
39		1	Seat	
40		1	Spring	
41		3	O Ring	
42	1882864M91	1	Plug	INCL. REF. 44
43		1		Not Serviced, Order 1882864M91
44	831617M1	1	Ring	
45		X	Shim	
46		8	Washer	
47		1	Shim	
48		1	Sleeve	
49		1	Spool	
52	835761M91	X	Gasket	

---

53	835629M91	X	Orifice Plate
54	835644M91	X	Kit
55	894949M91	X	Parts Pack
56	894953M91	X	Parts Pack
57	894952M91	X	Parts Pack

---

**POMPE HYDRAULIQUE**  
**HYDRAULIC PUMP**



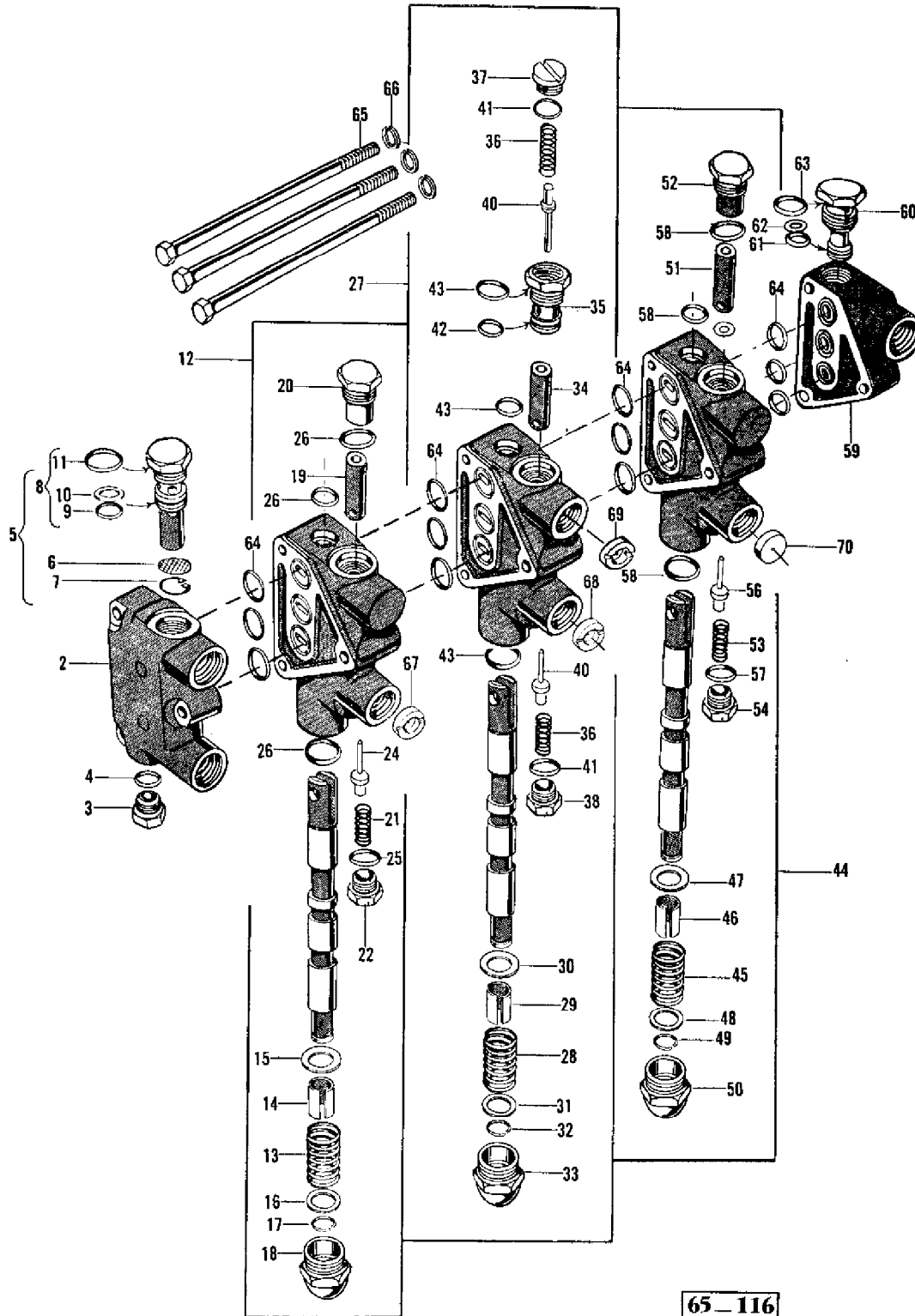
**66\_110**

AGCO Corporation  
Parts List Report

Massey Ferguson (Europe)  
MF 510 COMBINE, ->|  
Page 201 - HYDRAULIC PUMP

Item	Part Number	Qty	Part Description	Comments
35	233636M1	1	Bracket	
36	233637M1	1	Shaft	
37	204220M1	2	Bearing	
38	208221M1	1	Ring	
39	22289X	1	Circlip	
40	233633M91	1	Pulley	INCL. REF. 41 AND 42
41	353747X1	2	Screw Unc	
42	375110X1	2	Nut Unc	
43	233629M91	1	Plate	
46	904358M93	1	Support	
	353561X1	8	Screw Unf	
	353432X1	8	Lock Washer	
	353559X1	6	Screw Unf	
	353432X1	6	Lock Washer	
	353519X1	1	Screw Unf	
	353446X1	1	Lock Washer	
47	233626M91	1	Shaft	
48	233635M2		Pulley	
49	832688M1	1	Bearing Ball	
50	355973X1	1	Circlip	
51	233623M91	1	Bolt	
52	233625M1	1	Trunnion	
60	13811X	X	Grease Nipple	
61	354050X1	X	Pin	
62	MP1398	X	Key Door	
63	353924X1	X	Nut Unf	
64	361225X1	X	Washer	
65	353757X1	X	Washer	
66	353432X1	X	Lock Washer	
67	353426X1	X	Nut Unf	
68	353428X1	X	Nut Unf	

**CENTRALE DE DISTRIBUTION  
VALVE HYDRAULIC CONTROL**



**65-116**

AGCO Corporation  
Part List Page List Report

Massey Ferguson (Europe)  
MF 510 COMBINE, ->|  
All Pages

---

Page Title	Page Number
AIR FILTER AND PRE-FILTER (ITALY)	121A
ANTIWIND KIT - QUICK ATTACH	280
AUGERS, GRAIN AND RETURN	97
BELTS	229
BRACE CYLINDER	161
BRAKE FLUID CONTAINER	158
BRAKE PEDALS	162
BRAKES	157
CHAINS	233
CLEANING FAN	86
CONCAVE ASSEMBLY REMOVABLE RODS	70
CONCAVE CONTROL	73
CONCAVE FIXED RODS AND DRUM DEFLECTOR	66
CONTROL BOX	178
CONTROL BOX FOR AUTOMATIC TABLE HEIGHT CONTROL	182
CONVEYORS	230
COOLING AIR INTAKE	114
COUNTER SHAFT AND CLUTCH	61
CYLINDER	54
CYLINDER DRIVE	65
CYLINDER DRIVE GEARBOX	57
CYLINDER HOUSING	50
DEFLECTOR PANEL	241
DEVIATION TO REEL-VARIATOR	222
DIVERter VALVE	217
DIVIDER LEFT	9
DIVIDER RIGHT	2
DIVIDERS - QUICK ATTACH	283
DRIVE ARRANGEMENT - QUICK ATTACH	288
ELECTRIC WIRING AND BATTERY	130
ELEVATOR TO CYLINDER	45
ELEVATOR TO CYLINDER - QUICK ATTACH	275
ELEVATOR TO CYLINDER - TOP SHAFT	46
ENGINE POWER OUTPUT SHAFT - DIESEL	122
FINAL DRIVE	154
FOUR SPOOL UNI - BODY VALVE - QUICK ATTACH	315
FRAME FRONT AXLE AND WHEEL	166
FUEL TANK AND TUBES	125
GEAR BOX AND DIFFERENTIAL	150

---

---

GEAR SHIFT LEVERS	146
GRAIN ELEVATOR	101
GRAIN PAN	74
GRAIN TANK	105
GUARD ASSEMBLIES TABLE - QUICK ATTACH	295
GUARD REAR SHAFT - QUICK ATTACH	296
GUARD-LOWER PARTS	29
HYDRAULIC - POWER STEERING - QUICK ATTACH	312
HYDRAULIC - SPOUT UNLOADER - QUICK ATTACH	308
HYDRAULIC - TABLE, VARIATOR, STEERING - QUICK ATTACH	303
HYDRAULIC EQUIPMENT	209
HYDRAULIC EQUIPMENT	213
HYDRAULIC OIL TANK AND VALVE	206
HYDRAULIC ON TABLE - QUICK ATTACH	259
HYDRAULIC PUMP	198
HYDRAULIC PUMP	201
HYDRAULIC TO TABLE - QUICK ATTACH	299
HYDRAULIC VALVE - CYLINDER - UNLOADER SPOUT	214
INSTRUCTION PLATES AND TRANSFERS	245
INSTRUMENT PANEL	186
KNIFE AND DRIVE ARRANGEMENT	34
KNIFE AND DRIVE ARRANGEMENT - QUICK ATTACH	287
LABELS	242
LIGHTING EQUIPMENT	133
LIGHTING EQUIPMENT - EXPORT	139F
LUBRICATING ASSY FOR MAIN COUNTER SHAFT	170
MANIFOLDS AND AIR FILTER	121
MISCELLANEOUS TOOLS	246B
MOUNTING AND REMOVAL OF DIVIDERS - SPAIN	11A
OPERATORS PLATFORM	173
PICK UP REEL - QUICK ATTACH	264
PICK-UP	13
RADIATOR AND FAN	118
RAMS	226
RAMS - TABLE LIFT - QUICK ATTACH	316
REAR AXLE AND WHEELS	194
REAR HOOD	94
REAR SHAFT - VARIATOR - QUICK ATTACH	271
REEL ARM - QUICK ATTACH	268
REEL DRIVE VARIABLE SPEED PULLEYS AND TABLE AUGER SLIP CLUTCH	21
REEL LIFT ARRANGEMENT	218
REEL LIFT FRAME AND PULLEY	14
REEL LIFTING CYLINDER	221
RETURN ELEVATOR	78
SEAT	177
SHAKER SHOE	82

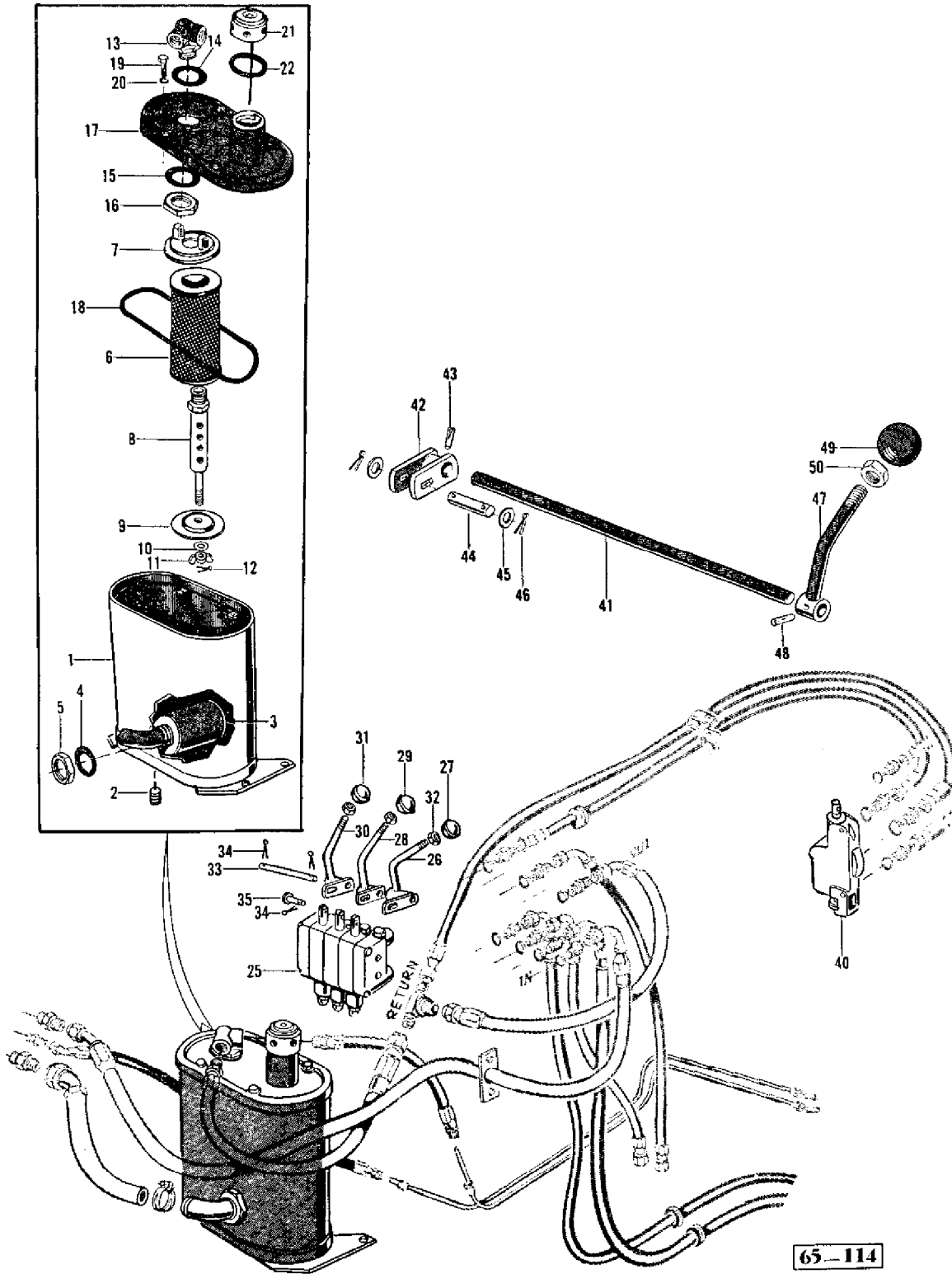
---

---

STEERING GEAR	189
STEERING GEAR	193
STRAW SPREADER	237
STRAW WALKERS AND GRAIN PANS	90
TABLE	25
TABLE AUGER	38
TABLE AUGER - QUICK ATTACH	291
TABLE AUGER SHAFT DRIVE - QUICK ATTACH	255
TABLE ELEVATOR HOUSING	42
TABLE ELEVATOR HOUSING - QUICK ATTACH	276
TABLE LIFT	225
TABLE THROUGH OUT CLUTCH	49
TABLE WITH AUTOMATIC HEIGHT CONTROL	30
TABLE WITH AUTOMATIC HEIGHT CONTROL - QUICK ATTACH	256
TABLES - QUICK ATTACH	248
TRACTION CLUTCH	142
UNLOADER AUGERS	110
UNLOADER DRIVE AND CONTROLS	109
VALVE HYDRAULIC CONTROL	202
VARIABLE SPEED PULLEYS	141
VARIATOR MOVING BACK TO ZERO	246C
WIRING ALARM - FUEL PUMP AND GAUGE	129

---

RÉSERVOIR HYDRAULIQUE ET DISTRIBUTEURS  
HYDRAULIC OIL TANK AND VALVE



65-114

AGCO Corporation  
Parts List Report

Massey Ferguson (Europe)

MF 510 COMBINE, ->|

Page 206 - HYDRAULIC OIL TANK AND VALVE

Item	Part Number	Qty	Part Description	Comments
1	233518M91	1	Body	
	353559X1	4	Screw Unf	
	353757X1	4	Washer	
	353432X1	4	Lock Washer	
	353426X1	4	Nut Unf	
2	356041X1	1	Plug	
3	233523M91	1	Strainer	
4	230342M1	1	Gasket	
5	832188M1	1	Nut	
6	228529M1	1	Hydr. Element	
7	228532M1	1	Non Return Valve	
8	228530M91	1	Pipe	
9	222340M1	1	Cap	
10	353757X1	1	Washer	
11	355585X1	1	Nut Unf	
12	354057X1	1	Pin	
13	228524M1	1	Connection	
14	228515M1	1	Gasket	
15	361004X1	1	Washer	
16	832188M1	1	Nut	
17	239426M91	1	Cover	
18	243278M1	1	Gasket	
19	364558X2	4	Bolt	
20	364651X1	4	Gasket	
21	239424M91	1	Breather	INCL. REF. NO. 22
22	1024794M1	1	Gasket	
25	796331M91	1	Valve	See Page/Reference Number 202
	353690X1	2	Screw Unc	VALVE SECURING KIT
	353688X1	1	Screw Unc	VALVE SECURING KIT
	353434X1	3	Lock Washer	VALVE SECURING KIT
26	227630M92	1	Lever	WITHOUT AUTOMATIC HEIGHT CONTROL
27	227629M1	1	Knob	WITHOUT AUTOMATIC HEIGHT CONTROL
28	227634M92	1	Lever	
29	904093M1	1	Knob	
	227633M1	1	Knob	
30	227637M92	1	Lever	
31	904094M1	1	Knob Assy	
	227636M1	1	Knob	
32	375111X1	3	Nut Unc	

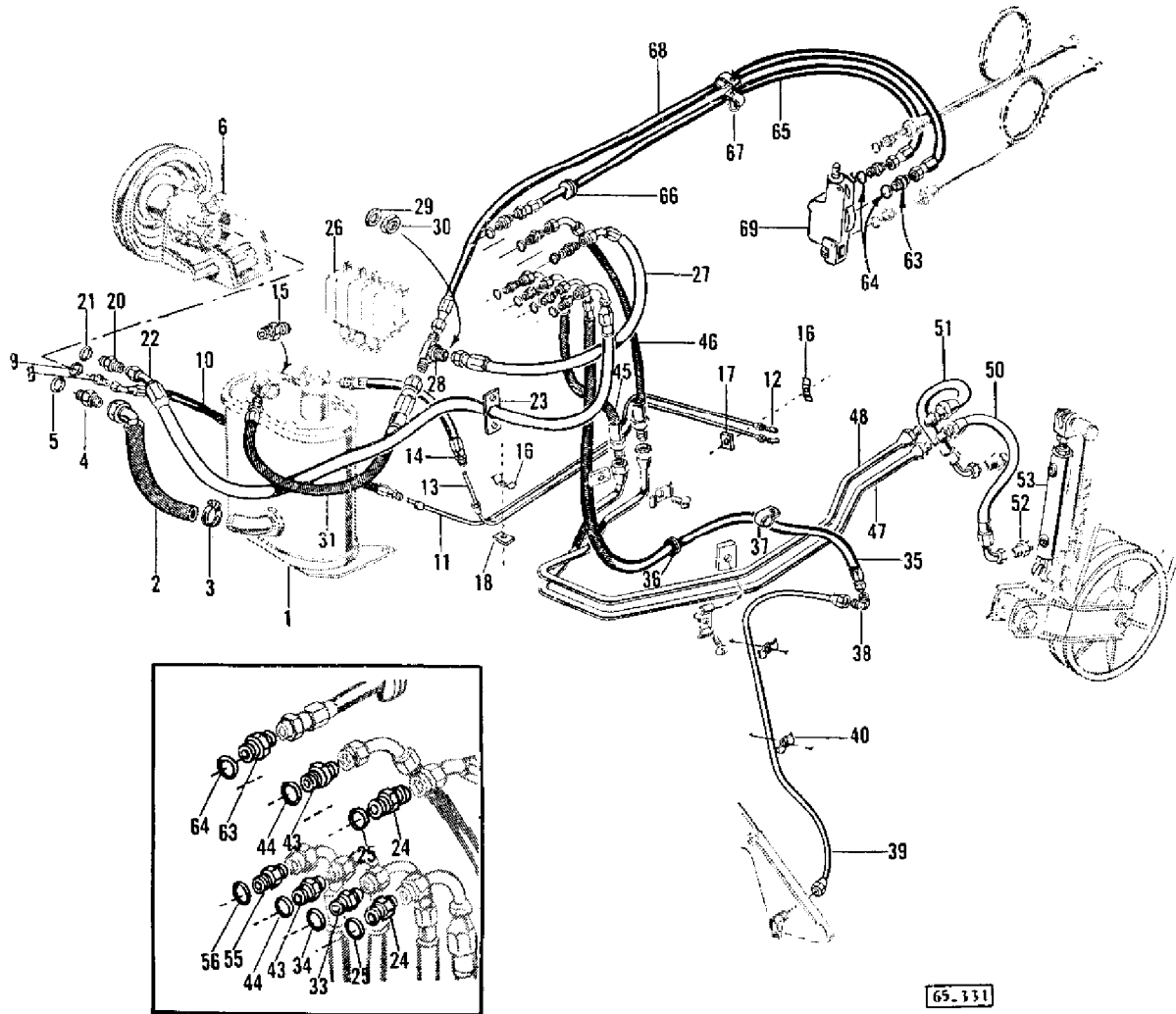
---

33	233935M1	1	Shaft
34	354050X1	X	Pin
35	831780M1	X	Pin
40	243017M92	1	Valve
41	240429M1	1	Shaft
42	241143M1	1	Arm
43	15360X	1	Pin
44	361196X1	1	Pin
45	353753X1	2	Washer
46	354039X1	2	Cotter
47	240428M91	1	Lever
48	15360X	1	Pin
49	205612M1	1	Knob
50	375111X1	1	Nut Unc

---

See Page/Reference Number 214

### ÉQUIPEMENT HYDRAULIQUE HYDRAULIC EQUIPMENT



AGCO Corporation  
Parts List Report

Massey Ferguson (Europe)  
MF 510 COMBINE, ->|  
Page 209 - HYDRAULIC EQUIPMENT

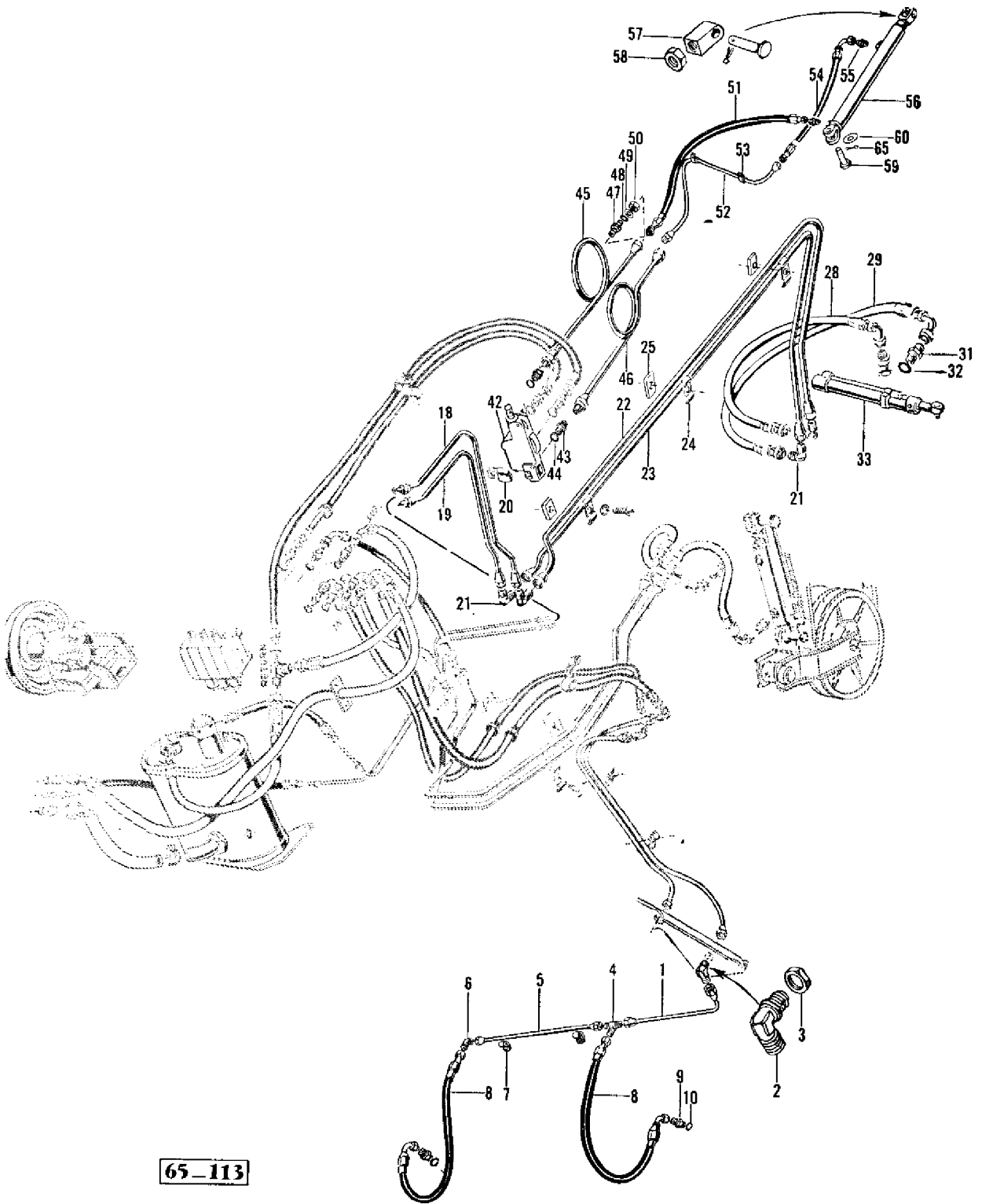
Item	Part Number	Qty	Part Description	Comments
1		1	Tank	See Page/Reference Number 206
2	833057M1	1	Hydr Hose	
3	8322203M1	1	Clamp	
4	832161M91	1	Connector	INCL. REF . 5
5	835025M1	1	O Ring	
6	793885M91	1	Pump	
	353692X1	2	Screw Unc	SECURING PUMP ONE BRACKET
	353434X1	2	Lock Washer	SECURING PUMP ONE BRACKET
8	835091M91	1	Connector	INCL. REF . 9
9	831452M1	1	O Ring	
10	832499M1		Hydr Hose	
11	234989M1	1	Tube	
12	356375X1	2	Elbow	
13	234988M1	1	Tube	
14	832497M1	1	Hydr Hose	
15	832185M1	1	Connection	
16	216908M1	6	Clamp	
	353991X1	1	Screw	
	353988X1	2	Screw Unc	
	353990X1	1	Screw Unc	
	353441X1	6	Lock Washer	
	354121X1	3	Nut	
17	233255M1	2	Plate	
18	216909M2	4	Strip	
20	835013M91	1	Union	INCL. REF . 21
21	835024M1	1	O Ring	
22	833143M1	1	Hydr Hose	
23	233239M1	1	Seal	
	353517X1	2	Screw Unf	
	353755X1	4	Washer	
	353446X1	2	Lock Washer	
	353916X1	2	Nut Unf	
24	832475M91	2	Union	INCL. REF . 25
25	831497M1	1	O Ring	
26	796331M91	1	Valve	See Page/Reference Number 202
27	832516M1	1	Hydr Hose	
28	361192X1	1	Teepiece	
29	353763X1	1	Washer	
30	355574X1	1	Nut Unf	

---

31	832511M1	1	Hydr Hose	
33	358743X91	1	Union	
34	831497M1	1	O Ring	
35	832553M2	1	Hose Flexible	
36	832559M1	1	Bush	
37	360567X1	1	Clip	
	353518X1	1	Screw Unf	
	353446X1	1	Lock Washer	
	353916X1	1	Nut Unf	
38	356376X1	1	Elbow	
39	230809M2	1	Tube	
40	230781M1	2	Clamp	
	353981X1	2	Screw Unc	
	353445X1	2	Lock Washer	
43	360202X91	2	Connector	INCL. REF . 44
44	831497M1	1	O Ring	
45	833539M1	1	Hydr Hose	
46	230794M1	1	Hydr Hose	
47	240359M1	1	Tube	
48	240360M1	1	Tube	
50	832500M1	1	Hydr Hose	
51	833538M1	1	Hydr Hose	
52	832201M1	2	Connector	
53	230774M93	1	Cylinder	See Page/Reference Number 226
55	360202X91	1	Connector	INCL. REF . 56
56	831497M1	1	O Ring	
63	832475M91	3	Union	INCL. REF . 64
64	831497M1	1	O Ring	
65	833478M1	1	Hydr Hose	
66	361191X1	1	Bush	
67	360643X1	2	Clip	
68	833238M1	1	Hydr Hose	
69	243017M92	1	Valve	See Page/Reference Number 214

---

ÉQUIPEMENT HYDRAULIQUE  
HYDRAULIC EQUIPMENT



65-113

AGCO Corporation  
Parts List Report

Massey Ferguson (Europe)  
MF 510 COMBINE, ->|  
Page 213 - HYDRAULIC EQUIPMENT

Item	Part Number	Qty	Part Description	Comments
1	233234M1	1	Tube	
2	361194X1	1	Elbow	
3	356614X1	1	Nut Unf	
4	356560X1	1	Teepiece	
5	230770M1	1	Tube	
6	356376X1	1	Elbow	
7	360711X1	2	Clip	
	353517X1	2	Screw Unf	
	353446X1	2	Lock Washer	
	353916X1	2	Nut Unf	
8	833371M1	2	Hydr Hose	
9	358743X91	2	Union	INCL. REF. 10
10	831497M1	1	O Ring	
18	240342M1	1	Tube	
19	240341M1	1	Tube	
20	363413X1	1	Clip	
21	356375X1	4	Elbow	
22	240343M1	1	Tube	
23	240344M1	1	Tube	
24	216908M1	4	Clamp	
	353990X1	4	Screw Unc	
	353441X1	4	Lock Washer	
25	216909M2	4	Strip	
28	833536M1	1	Hydr Hose	
29	833537M1	1	Hydr Hose	
31	835091M91	2	Connector	INCL. REF. 32
32	831452M1	1	O Ring	
33	910047M92	1	Valve	See Page/Reference Number 226
42	243017M92	1	Valve	See Page/Reference Number 214
43	360202X91	2	Connector	
44	831497M1	1	O Ring	
45	240362M1	1	Tube	
46	240340M1	1	Tube	
47	356266X1	2	Union	
48	355833X1	2	Washer	
49	353759X1	2	Washer	
50	355830X1	2	Locknut	
51	832507M1	1	Hydr Hose	
82	230799M1	1	Tube	

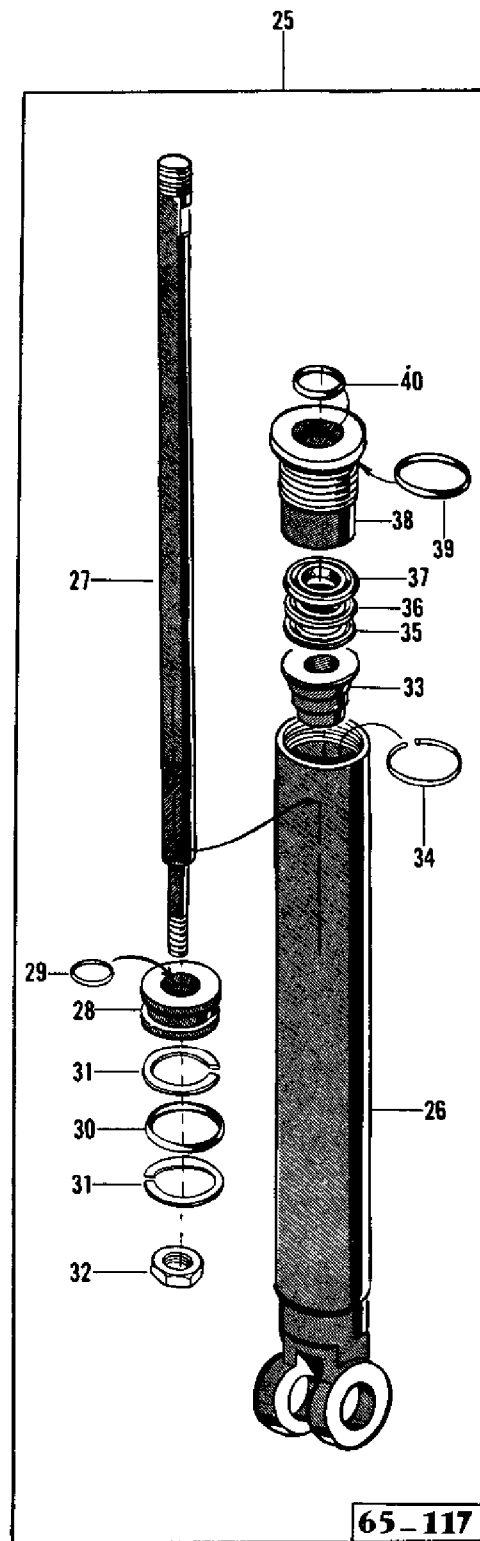
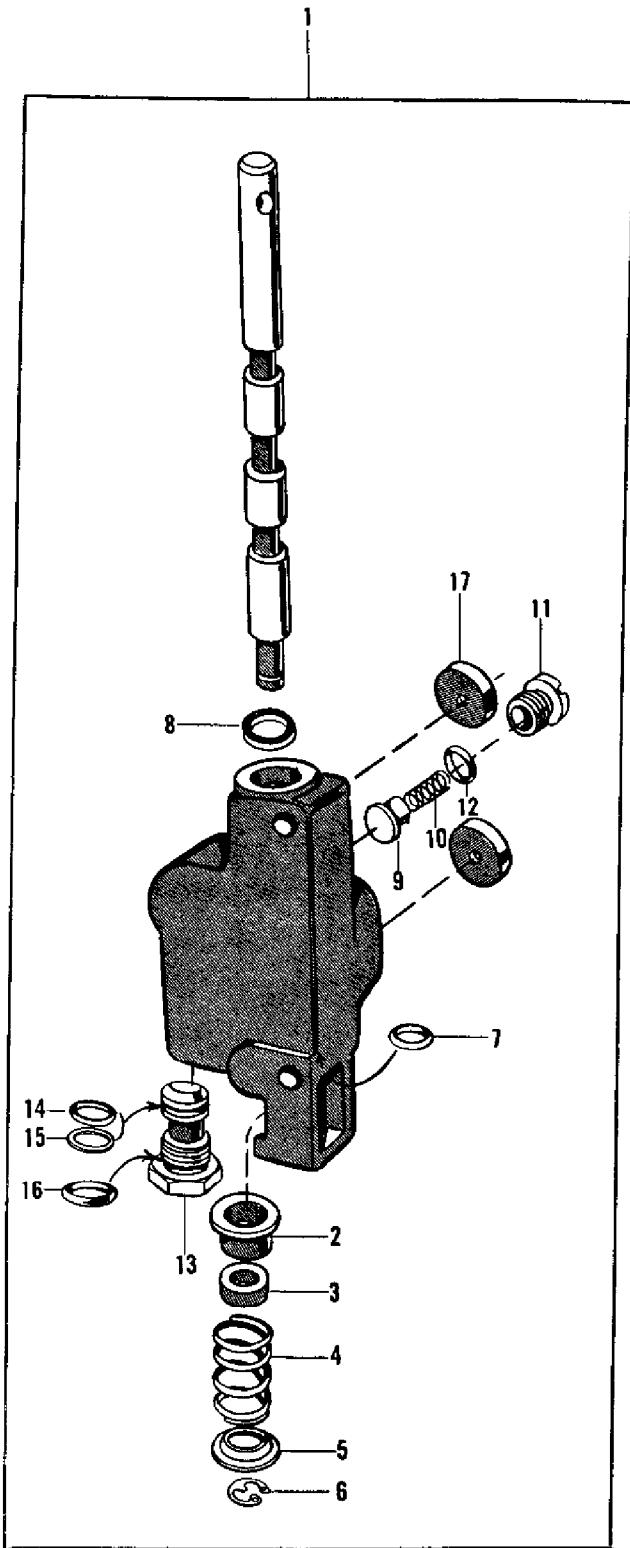
---

53	360710X1	2	Clip
	353793X1	2	Bolt Unf
	355538X1	2	Washer
	353446X1	2	Lock Washer
	353916X1	2	Nut Unf
54	832499M1	1	Hydr Hose
55	832201M1	2	Connector
56	795512M91	1	Ram
57	226846M1	1	Swivel
58	353438X1	1	Nut Unf
59	354192X1	2	Pin
60	353774X1	1	Washer
65	354059X1	X	Pin

---

See Page/Reference Number 214

DISTRIBUTEUR HYDRAULIQUE — VÉRIN — GOULOTTE DE DÉCHARGE  
 HYDRAULIC VALVE — CYLINDER — UNLOADER SPOUT



65-117

AGCO Corporation  
Parts List Report

Massey Ferguson (Europe)

MF 510 COMBINE, ->|

Page 214 - HYDRAULIC VALVE - CYLINDER - UNLOADER SPOUT

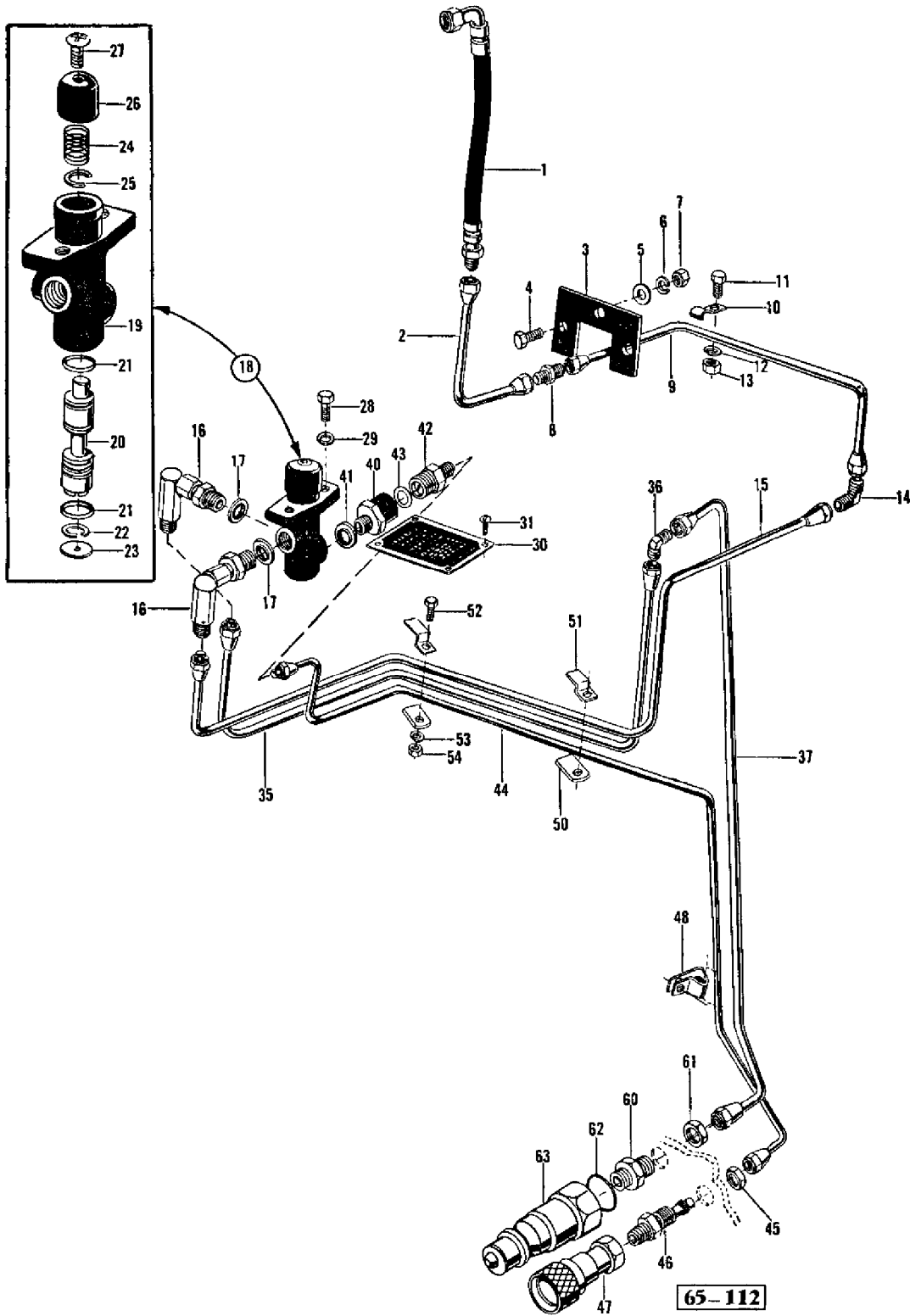
Item	Part Number	Qty	Part Description	Comments
1	243017M92	1	Valve	INCL. REF. 2 TO 17
	835938M91	X	Parts Pack	INCL. REF. 6, 7, 8 AND 12
	353527X1	1	Screw	
	353529X1	1	Bolt Unf	
	353446X1	2	Lock Washer	
	353916X1	2	Nut Unf	
2	1020731M1	1	Washer	
3	1024130M1	1	Washer	
4	1020311M1	1	Spring	
5	1020729M1	1	Washer	
6	354476X1	1	Clip	
7	851258M1	1	O Ring	
8	364568X1	1	Seal	
9	1020313M1	1	Plunger	
10	1020314M1	1	Spring	
11	1020732M91	1	Plug	INCL. REF. 12
12	1000557M1	1	Gasket	
13	1020730M91	1	Plug	INCL. REF. 14 TO 16 See Page/Reference Number 1
14		1	O Ring	See Page/Reference Number 1
15		1	Washer	See Page/Reference Number 1
16		1	O Ring	See Page/Reference Number 1
17	1031406M1	2	Plate	
25	795512M91	1	Ram	INCL. REF. 26 TO 40
	835659M91	X	Gasket	INCL. REF. 29 TO 31, 34 TO 37, 39 AND 40
26	1024360M91	1	Barrel	
27	1883145M1	1	Rod	
28	1882865M91	1	Piston	
29		1	O Ring	Not Serviced, Order 1882865M91
30		1	O Ring	Not Serviced, Order 1882865M91
31		2	Washer	Not Serviced, Order 1882865M91
32	1020726M1	1	Nut	
33	1020295M1	1	Packing	
34	1021306M1	1	Ring	
35		2	Packing	
36		1	Packing	
37		1	Packing	

---

38	1882866M91	1	Bearing	Not Serviced, Order 1882866M91
39		1	O Ring	Not Serviced, Order 1882866M91
40		1	Seal	Not Serviced, Order 1882866M91

---

DISTRIBUTEUR — COMMANDE DE VARIATEUR DE RABATTEUR  
 DIVERTER-VALVE



65-112

AGCO Corporation  
Parts List Report

Massey Ferguson (Europe)  
MF 510 COMBINE, ->|  
Page 217 - DIVERTER VALVE

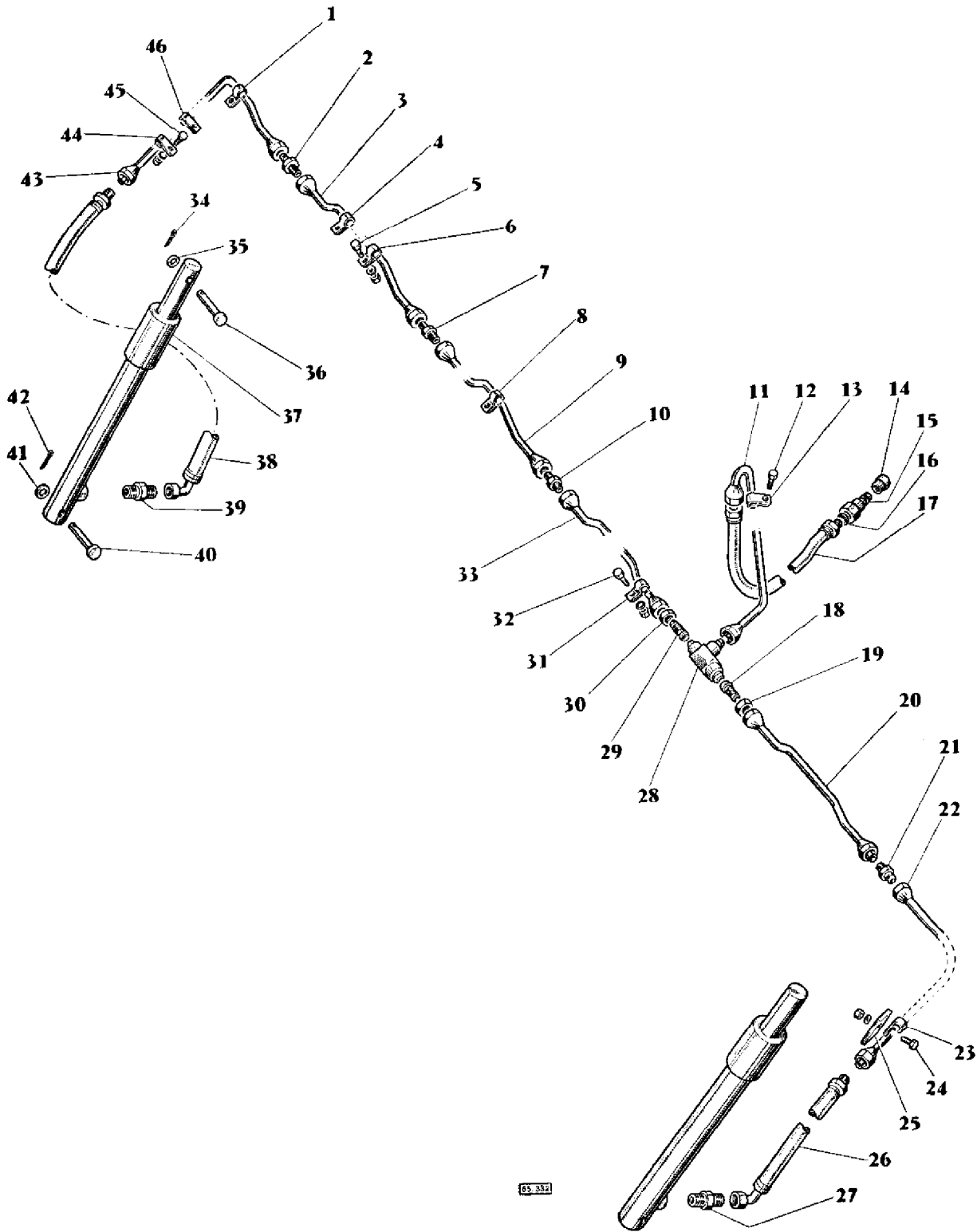
Item	Part Number	Qty	Part Description	Comments
1	895672M1	1	Hose	
2	794152M91	1	Tube	
3	794174M1	1	Plate	
4	353517X1	3	Screw Unf	
5	353755X1	3	Washer	
6	353446X1	3	Lock Washer	
7	353916X1	3	Nut Unf	
8	355529X1	1	Union	
9	227338M1		Tube	
10	360710X1	1	Clip	
11	353518X1	1	Screw Unf	
12	353446X1	1	Lock Washer	
13	353916X1	1	Nut Unf	
14	356375X1	1	Elbow	
15	227339M1	1	Tube	
16	790966M91	2	Elbow	
17	826238M1	2	Seal	
18	785642M91	1	Valve	INCL. REF. 19 TO 27
19		1	Body	
20		1	Piston	
21	1883143M1	3	O Ring	
22	1883144M1	1	Circlip	
23	1882834M1	1	Plug	
24	1882832M1	1	Spring	
25	1882831M1	1	Washer	
26	1882829M1	1	Cap	
27	1882828M1	1	Screw	
28	353517X1	2	Screw Unf	
29	353446X1	2	Lock Washer	
30	792185M1		Plate	
30	791950M1		Plate	
31	360359M1	4	Setscrew	
35	227340M1	1	Tube	
36	356375X1	1	Elbow	
37	227342M1	1	Tube	
40	790891M1	1	Adaptor	
41	826238M1	1	Seal	
42	790887M91	1	Adaptor	
43	825484M1	1	Washer	

---

44	227341M1	1	Tube
45	356612X1	1	Nut
46	376941X1	1	Adaptor
47	236994M1	1	Union
47	1021991M1	1	Sleeve
	1021992M1	1	Spring
	1021993M1	1	Gasket
	1021994M1	1	Washer
47	357134X1	8	Ball
47	1021995M1	1	Gasket
48	791185M1	1	Clip
50	227343M1	2	Bracket
51	227344M1	2	Clip
52	353519X1	2	Screw Unf
53	353446X1	2	Lock Washer
54	353916X1	2	Nut Unf
60	356266X1	1	Union
61	355830X1	1	Locknut
	353759X1	1	Washer
62	831452M1	1	O Ring
63	236995M1	1	Union

---

**RELEVAGE DE RABATTEUR  
REEL LIFTING ARRANGEMENT**



AGCO Corporation  
Parts List Report

Massey Ferguson (Europe)  
MF 510 COMBINE, ->  
Page 218 - REEL LIFT ARRANGEMENT

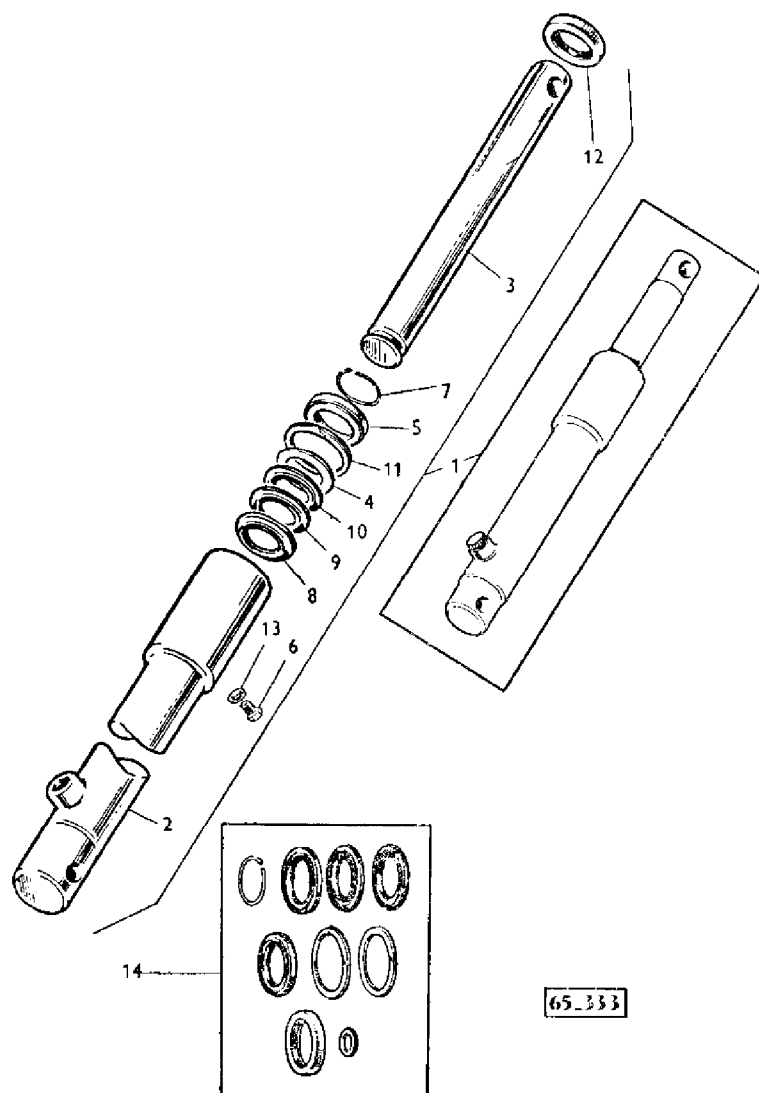
Item	Part Number	Qty	Part Description	Comments
1	360031X1	1	Clip	
2	356595X1	1	Union	
3	794073M91	1	Tube	(10')
	794066M91	1	Tube	(12')
	794068M91	1	Tube	(14')
4	360031X1	1	Clip	
5	353518X1	2	Screw Unf	(10', 12')
5	353518X1	3	Screw Unf	(14')
	353446X1	2	Lock Washer	(10', 12')
	353446X1	3	Lock Washer	(14')
	353916X1	2	Nut Unf	(10', 12')
	353916X1	3	Nut Unf	(14')
6	360031X1	1	Clip	(10', 12')
6	360031X1	2	Clip	(14')
7	356595X1	1	Union	
8	360031X1	1	Clip	
9	794060M91	1	Tube	
10	356595X1	1	Union	
11	796729M91	1	Tube	
12	353516X1	1	Screw Unf	
	353446X1	1	Lock Washer	
	353916X1	1	Nut Unf	
13	360710X1	1	Clip	
14	236994M1	1	Union	
	1021991M1	1	Sleeve	
	1021992M1	1	Spring	
	1021993M1	1	Gasket	
	1021994M1	1	Washer	
	357134X1	1	Ball	
	1021995M1	1	Gasket	
15	236995M1	1	Union	
16	831452M1	1	O Ring	
17	895673M1	1	Hose	
18	356625X1	1	Adaptor	
19	356465X1	1	Nut	
20	796731M91	1	Tube	(10')
	796733M91	1	Tube	(12')
	796734M91	1	Tube	(14')
21	356595X1	1	Union	

---

22	794063M91	1	Tube
23	360031X1	2	Clip
24	353973X1	2	Screw Unc
	353441X1	2	Lock Washer
	355564X1	2	Nut Unc
25	216909M2	2	Strip
26	895675M1	1	Hydr Hose
27	832561M1	1	Connector
28	355829X1	1	Teepiece
29	356625X1	1	Adaptor
30	356465X1	1	Nut
31	360031X1	1	Clip
32	353518X1	1	Screw Unf
	353446X1	1	Lock Washer
	353916X1	1	Nut Unf
33	796732M91	1	Tube
34	354066X1	2	Pin
35	353773X1	2	Washer
36	195411M1	2	Pin
37	793099M91	2	Cylinder
38	895675M1	1	Hydr Hose
39	832561M1	1	Connector
40	195401M1	2	Pin
41	353738X1	2	Bolt Unf
42	354066X1	2	Pin
43	794087M91	1	Tube
44	360031X1	1	Clip
45	353516X1	2	Screw Unf
	353446X1	2	Lock Washer
	353916X1	2	Nut Unf
46	360031X1	1	Clip

---

VÉRINS DE RELEVAGE DE RABATTEUR  
REEL LIFTING CYLINDER

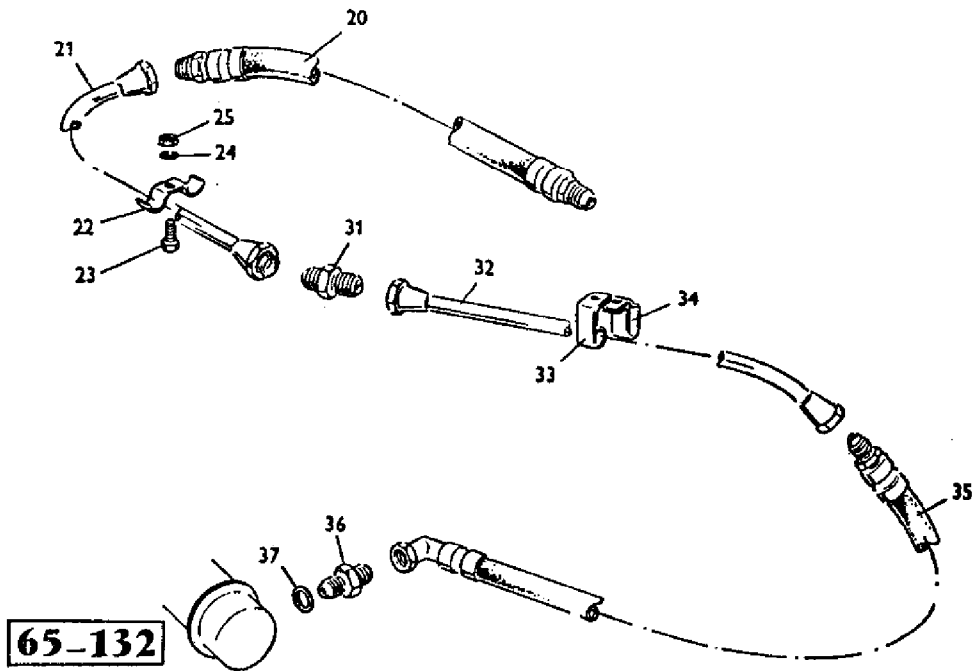


AGCO Corporation  
Parts List Report

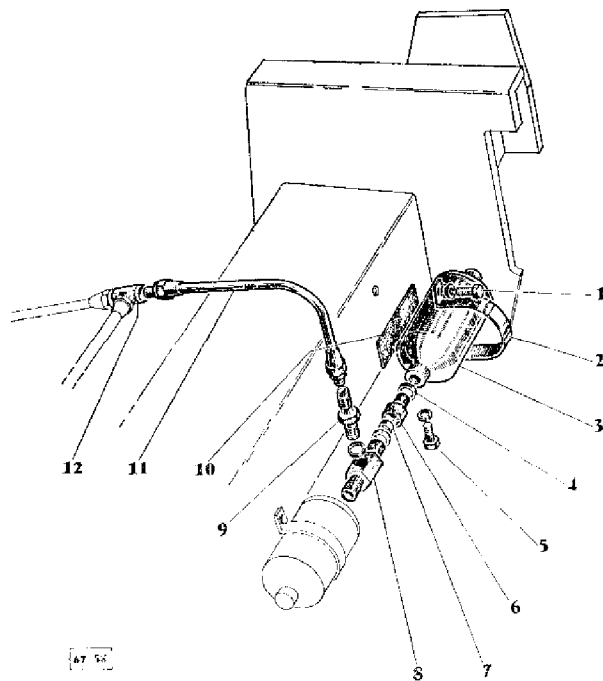
Massey Ferguson (Europe)  
MF 510 COMBINE, ->|  
Page 221 - REEL LIFTING CYLINDER

Item	Part Number	Qty	Part Description	Comments
1	793099M91	1	Cylinder	INCL. REF. 2 TO 13
2	1882833M91	1	Cylinder Housing	
3	1882835M1	1	Rod	
4	1021308M1	1	Bush	
5	1021309M1	1	Washer	
6	1020727M1	1	Screw	
7		1	Ring	Not Serviced, Order 835660M91 (A)
8		2	Packing	Not Serviced, Order 835660M91 (A)
9		1	Packing	Not Serviced, Order 835660M91 (A)
10		1	Packing	Not Serviced, Order 835660M91 (A)
11		2	Ring	Not Serviced, Order 835660M91 (A)
12		1	Seal	Not Serviced, Order 835660M91 (A)
13		1	Washer	Not Serviced, Order 835660M91 (A)
14	835660M91		Gasket	NOT ILLUSTRATED
	796819M91	1	Kit, Ram	
	796784M1	2	Extension	(A)

**DÉRIVATION VERS VARIATEUR DE RABATTEUR  
DEVIATION TO REEL-VARIATOR**



**ACCUMULATEURS HYDRAULIQUE  
HYDRAULIC ACCUMULATORS**

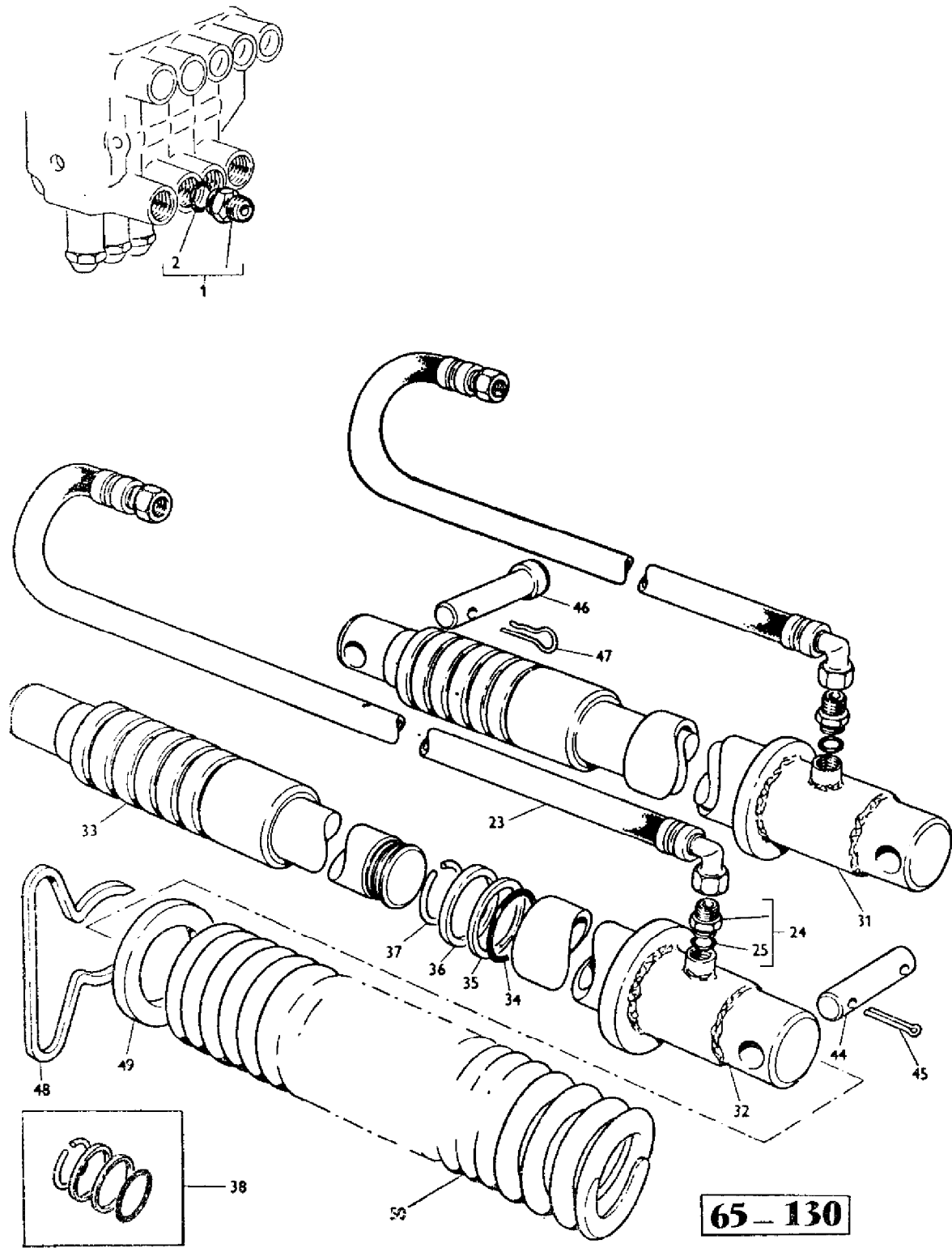


AGCO Corporation  
Parts List Report

Massey Ferguson (Europe)  
MF 510 COMBINE, ->|  
Page 222 - DEVIATION TO REEL-VARIATOR

Item	Part Number	Qty	Part Description	Comments
20	895758M1	1	Hydr Hose	
21	791559M91	1	Tube	
22	791074M1	2	Clip	
23	353501X1	2	Screw Unf	
24	353441X1	2	Lock Washer	
25	353918X1	2	Nut Unf	
31	356595X1	2	Union	
32	794105M91	1	Tube	12' TABLE
	794103M91	1	Tube	14' TABLE
	794107M91	1	Tube	10' TABLE
33	791075M1	2	Clip	10', 12' TABLE
	791075M1	3	Clip	14' TABLE
	360031X1	1	Clip	10' TABLE
	360031X1	2	Clip	14' TABLE
	353518X1	3	Screw Unf	
	353446X1	3	Lock Washer	
	353916X1	3	Nut Unf	
HYDRAULIC ACCUMULATORS				
1	353519X1	2	Screw Unf	
	353446X1	2	Lock Washer	
	353755X1	2	Washer	
2	910860M1	2	Strap	
3	910859M1	2	Accumulator	
4	910861M1	5	Gasket	(A)
4	910861M1	3	Gasket	(B)
5	353519X1	2	Screw Unf	
	353446X1	2	Lock Washer	
6	910913M1	2	Adaptor	(A)
7	910863M1	2	Restrictor	(A)
8	910862M1	1	Union	
9	358734X1	1	Union	
10	910865M1	2	Shim	
11	910857M91	1	Pipe	
12	356560X1	1	Teepiece	(A)
				(B)
				WITHOUT A.T.H.C

RELEVAGE DE TABLE  
TABLE LIFT



65-130

Imprimé en France  
Printed in France

MOISSONNEUSE-BATTEUSE 510-8  
510-8 COMBINE

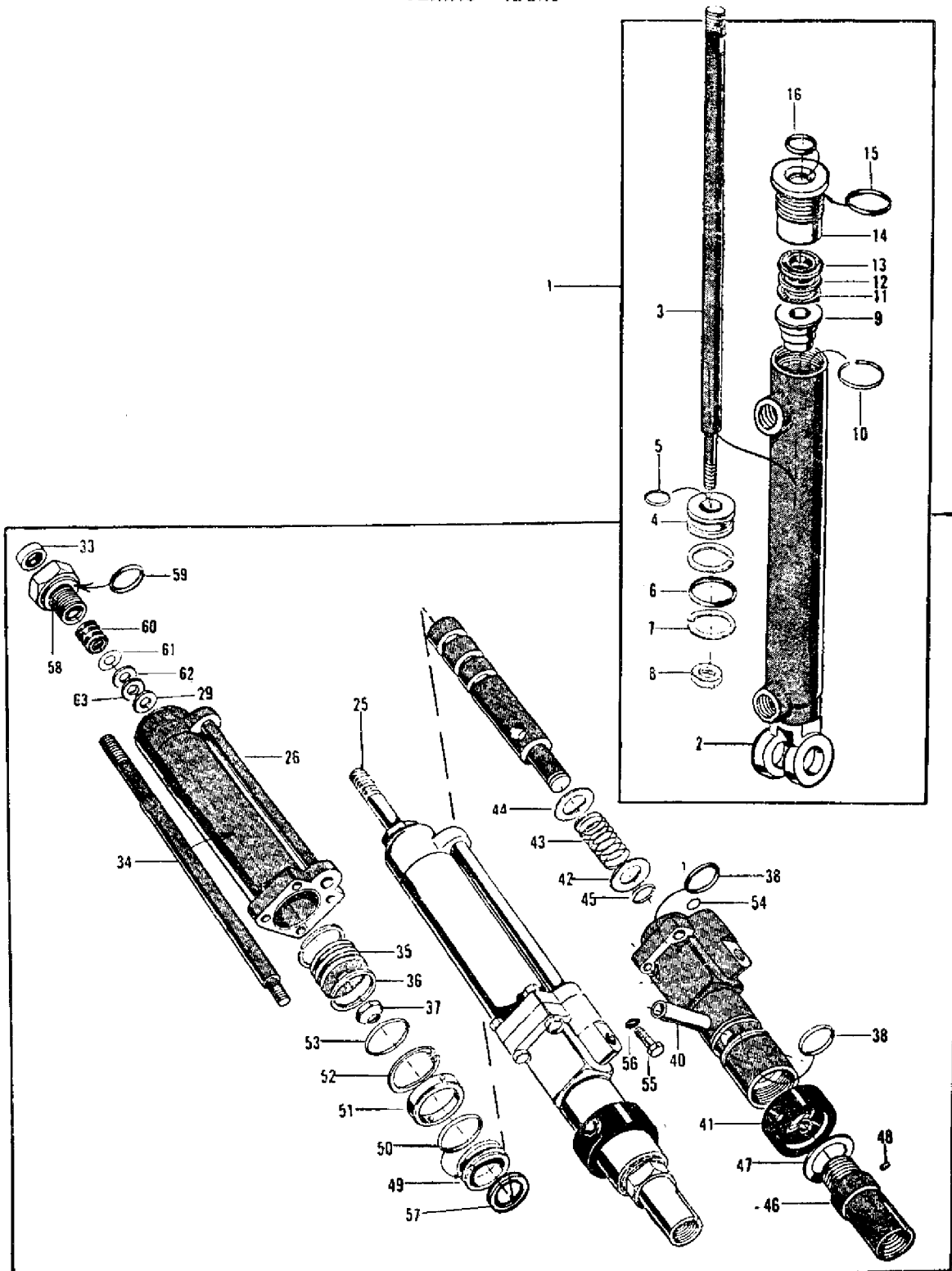
957 292 M2 - Emission 1 - 11/67  
957 292 M2 - Issue 1 - 11/67

AGCO Corporation  
Parts List Report

Massey Ferguson (Europe)  
MF 510 COMBINE, ->|  
Page 225 - TABLE LIFT

Item	Part Number	Qty	Part Description	Comments
1	358743X91	1	Union	
2	831497M1	1	O Ring	
23	833371M1	2	Hydr Hose	
24	358743X91	2	Union	
25	831497M1	2	O Ring	
31	793884M91	2	Cylinder	INCL. REF. 32 TO 37
32	1881810M91	1	Barrel	
33	1882826M91	1	Stem	
34			O Ring	(A)
35		1	Washer	(A)
36		1	Bush	(A)
37		1	Ring	(A)
38	835628M91		Gasket	INCLUDING PARTS MARKED A
44	793445M1	2	Clevis Pin	
45	354091X1	4	Pin	
46	233253M1	2	Pin	
47	764257M1	2	Pin	
48	234475M1	2	Stop	
49	796903M1	2	Spacer	
50	234473M1	2	Spring	(A)
				PARTS INCLUDED IN REF. 38

VÉRINS - RAMS



AGCO Corporation  
Parts List Report

Massey Ferguson (Europe)  
MF 510 COMBINE, ->|  
Page 226 - RAMS

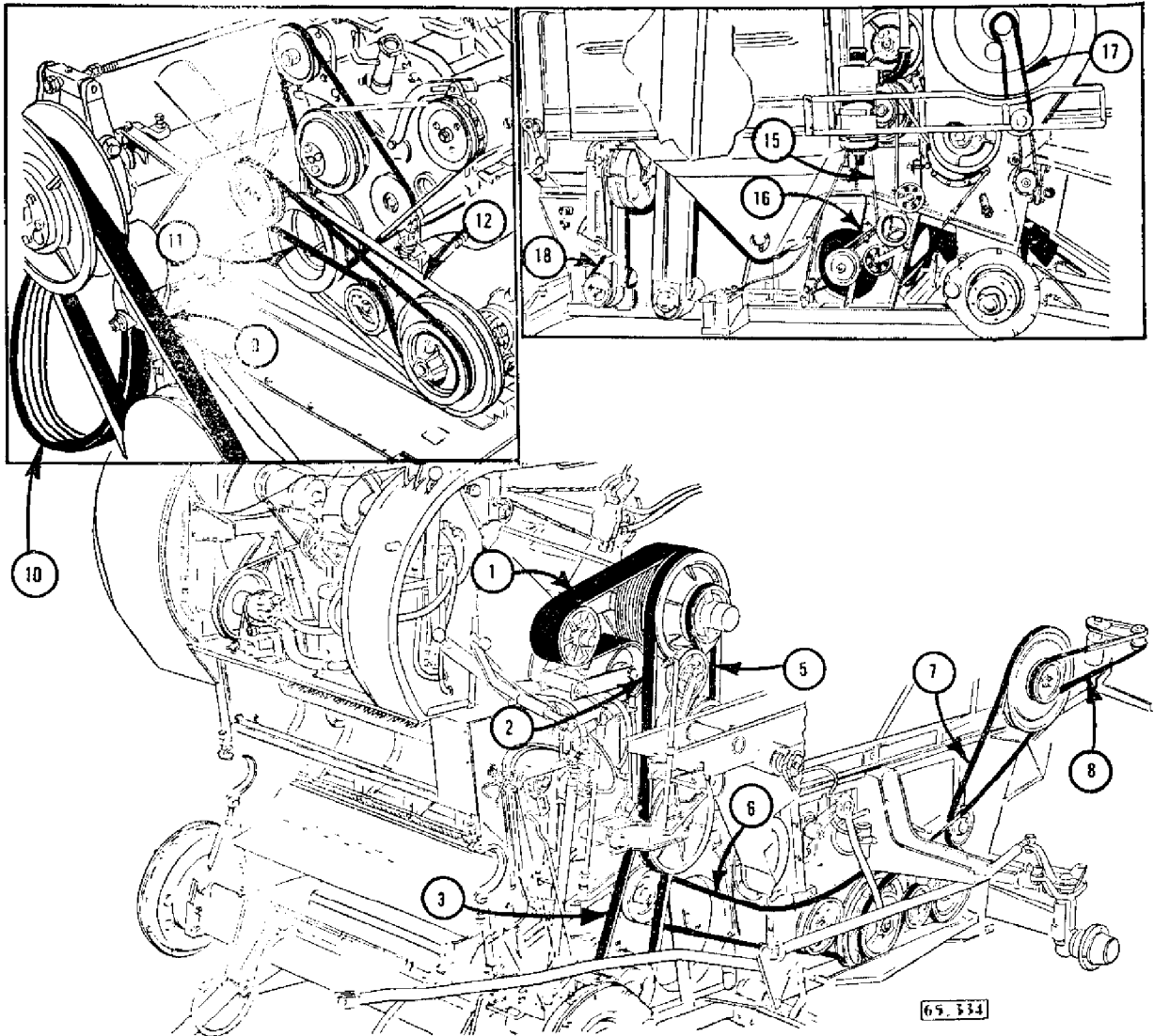
Item	Part Number	Qty	Part Description	Comments
1	230774M93	1	Variator	INCL. REF. 2 TO 16
2	1020293M91	1	Barrel	
3	1020291M1	1	Rod	
4	1020292M1	1	Piston	
5	195562M1	1	O Ring	
6	851145M1	1	O Ring	
7	361126X1	2	Washer	
8	1020726M1	1	Nut	
9	1020295M1	1	Packing	
10	1021306M1	1	Ring	
11	1021303M1	2	Shim	
12	1021304M1	1	Packing	
13	1021305M1	1	Packing	
14	1020294M1	1	Guide	
15	195470M1	1	Seal	
16	1021302M1	1	O Ring	
	835659M91	X	Gasket	INCL. REF. 5 TO 7, 10 TO 13, 15 AND 16
25	910047M91	1	Steering	(A) Not Serviced, Order 910047M92
				INCL. REF. 26 - 56
25	910047M92	1	Steering	(B) INCL. REF. 26, 33 - 36, 38 - 46, 48 - 63
26	1804882M91	1	Barrel	(B)
26	1020282M91	1	Barrel	(A)
29	762026M1	1	O Ring	(A)
33	1020794M1	1	Seal	
34	1884464M1	1	Rod	
35	1882869M91	1	Piston	(A) INCL. REF. 36
35	1804728M91	1	Piston	(B) INCL. REF. 36
36	1020791M1	2	Ring	
37	1020795M1	1	Nut	(A)
38	1085621M1	2	Ring	
40	1020276M1	1	Sleeve	
41	1020275M1	1	O Ring	
42	1085791M1	1	Washer	

---

43	1509483M1	1	Spring	
44	1509488M1	1	Washer	
45	1509489M1	1	Ring	
46	1020280M1	1	Cap	(A)
46	1804730M1	1	Cap	(B)
47	1020283M1	1	Washer	(A)
48	1086541M1	2	Plug	(A)
48	1086541M1	1	Plug	(B)
49	1020278M1	1	Plug	
50	1020792M1	1	Ring	
51	1020277M1	1	Spacer	
52	355973X1	1	Circlip	
53	1020793M1	1	Ring	
54	363704X1	1	Ring	
55	1020736M1	4	Screw	
56	353446X1	4	Lock Washer	
57	1024679M1	1	Washer	(B)
58	1024674M1	1	Bearing	(B)
59	1508878M1	1	O Ring	(B)
60	1024677M91	1	Seal	(B)
61	1024676M1	1	Washer	(B)
62	1024675M1	1	Washer	(B)
63	1024678M1	1	Ring	(B)
	1810059M91	X	Kit, Repair	(A)
				INCL. REF. 29, 33, 36, 38, 41, 50 AND 52 - 54
	1804729M91		Gasket	(B)
				INCL. REF. 33, 36, 38, 41, 50, 52, TO 54, 57, 59 AND 60
				(A)
				910047M91
				(B)
				910047M92

---

**COURROIES  
BELTS**



AGCO Corporation  
Parts List Report

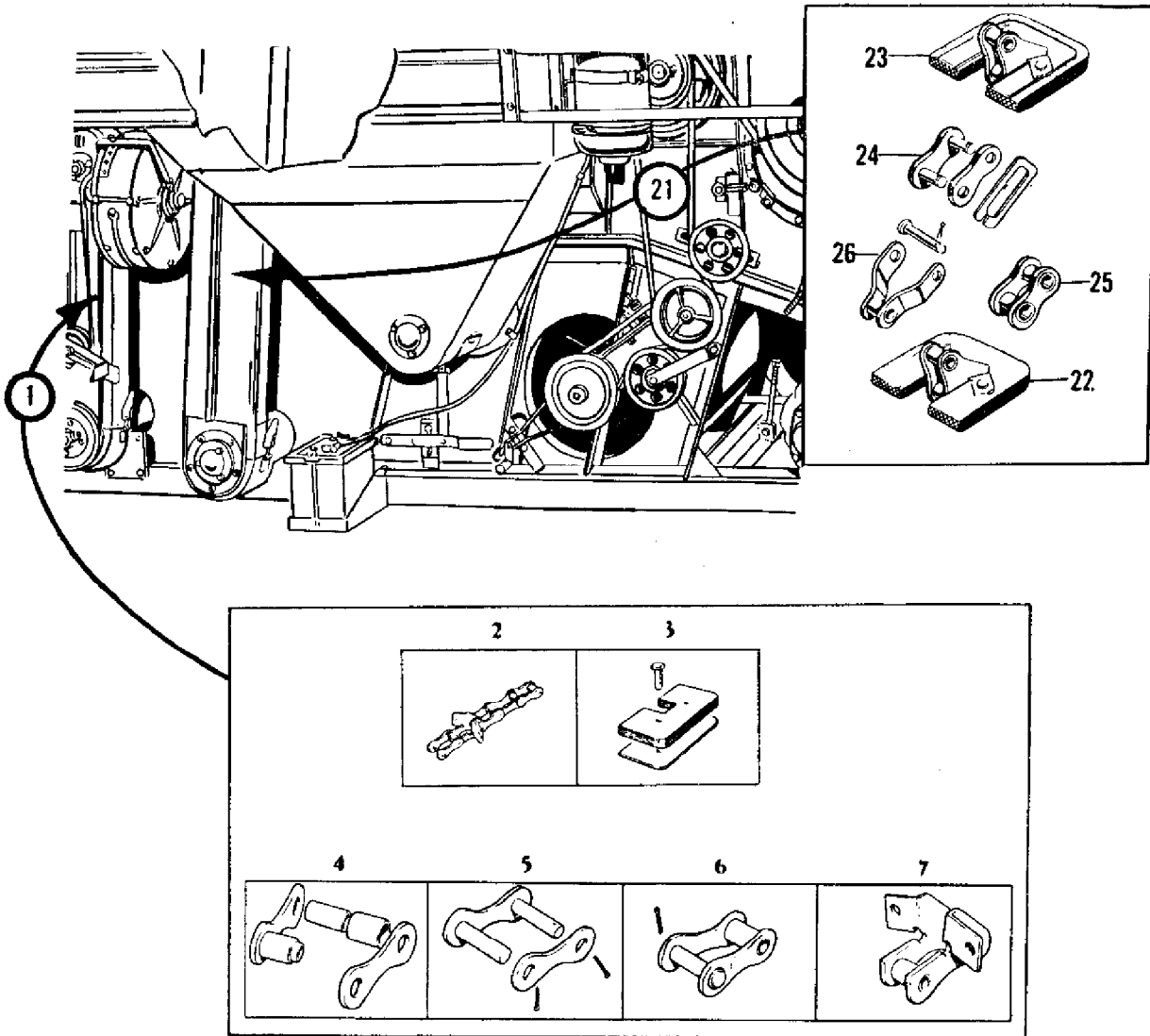
Massey Ferguson (Europe)  
MF 510 COMBINE, ->|  
Page 229 - BELTS

---

Item	Part Number	Qty	Part Description	Comments
1	230356M2	1	Belt	
2	233124M1	1	Belt	
3	226848M1	1	Belt	
5	228813M1	1	Belt	
6	227984M1	1	Belt	
7	796487M1		Belt	
8	832446M1	1	Belt	
9	226981M1	1	Belt	
10	240447M1	1	Belt	
11	240575M2	1	Belt	
12	230381M1	1	Belt	
15	227457M1		Belt	
		1	Countershaft	
16	227976M1	1	Belt	
17	228722M1	1	Belt	
18	795514M1	1	Belt	

---

**CHAÎNES ÉLEVATRICES  
CONVEYORS**



65.335

AGCO Corporation  
Parts List Report

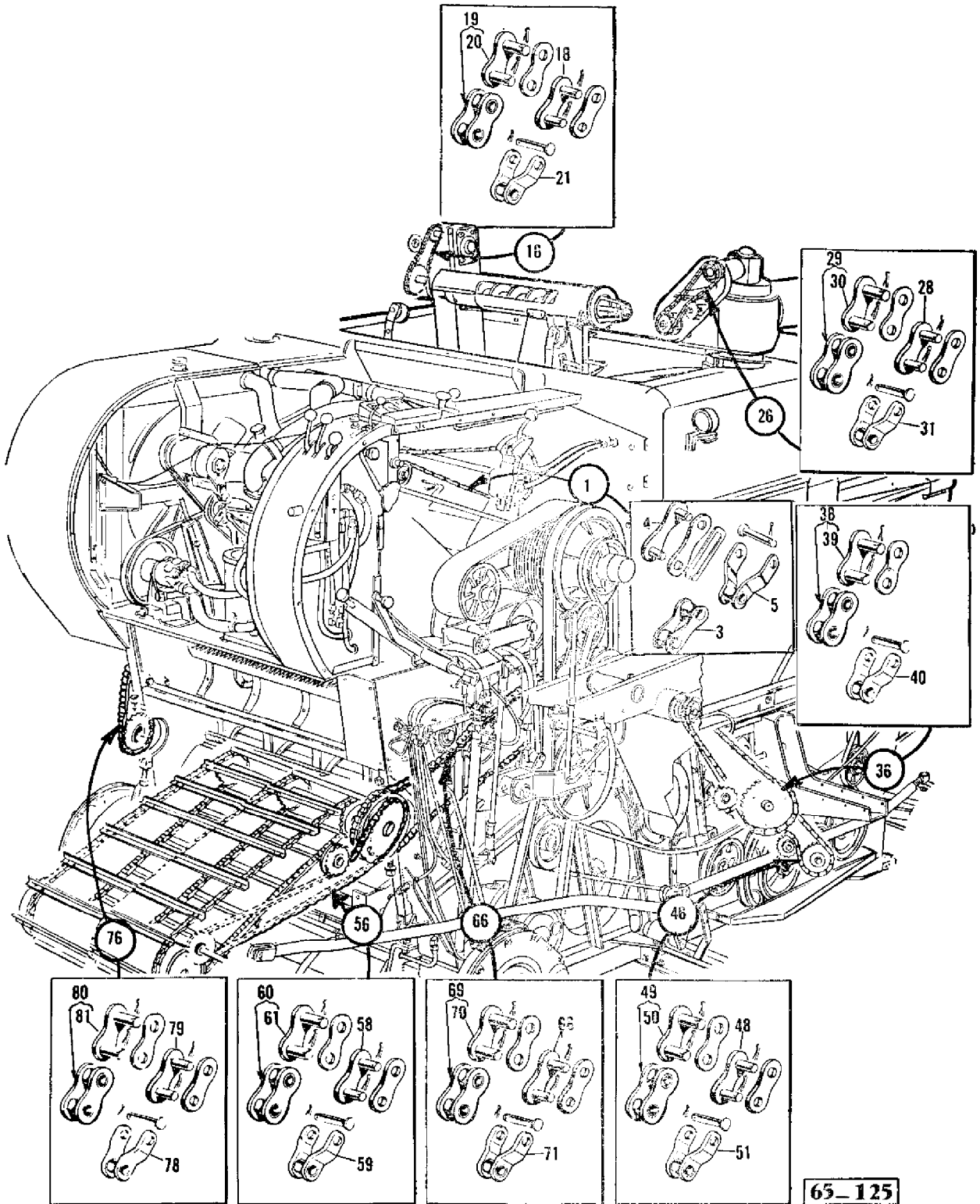
Massey Ferguson (Europe)  
MF 510 COMBINE, ->|  
Page 230 - CONVEYORS

---

Item	Part Number	Qty	Part Description	Comments
1	795462M91	1	Chain	INCL. REF. 2 TO 7
2	230502M1	1	Conveyor	INCL. REF. 4 TO 7
3	794391M2	11	Paddle	
	794392M2	2	Scraper	
	832662M1	18	Rivet	
	363431X1	4	Rivet	
4	329176M91		Link	
5	329178M91	2	Link	
6	329179M91	1	Link	
7	329762M91	11	Link	
21	240610M92	1	Chain	INCL. REF. 22 TO 26
22	243058M91	25	Paddle	
23	243059M91	6	Paddle	
24	239841M91	X	Link	
25	239842M1	X	Link	
26	239843M91	X	Link	

---

### CHAÎNES CHAINS



65-125

AGCO Corporation  
Parts List Report

Massey Ferguson (Europe)  
MF 510 COMBINE, ->|  
Page 233 - CHAINS

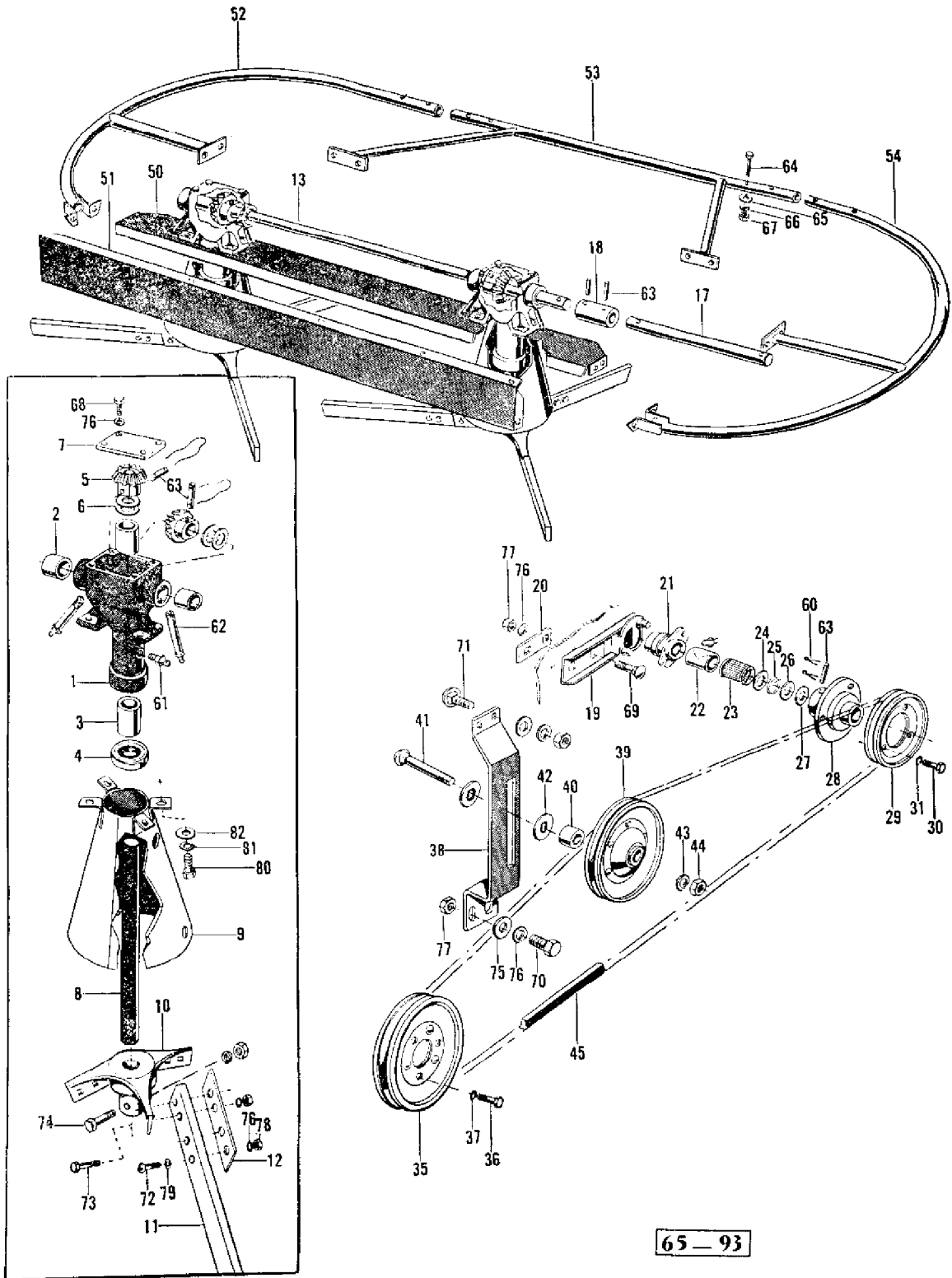
Item	Part Number	Qty	Part Description	Comments
1	233943M91	1	Chain	INCL. REF. 3 AND 4 AND 835563M91
	835563M91	1	Chain	
3	354319X1	1	Link	
4	831038M1	2	Pin	
5	354317X1	X	Link	(C)
16	234941M91	1	Chain	INCL. REF. 18 AND 840373M91
	840373M91	1	Chain	
18	GH3870	1	Link	
19	1000720M1	X	Link	(C) INCL. REF. 20
20	GH3870	1	Link	
21	1000721M1	1	Link	(C)
26	228794M91	1	Chain	INCL. REF. 28 AND 840373M91
	840373M91	1	Chain	
28	GH3870	1	Link	
29	1000720M1	X	Link	(C) INCL. REF. 30
30	GH3870	1	Link	
31	1000721M1	X	Link	(C)
36	243290M91	1	Chain	INCL. REF. 38 TO 40 AND 840327M91
	840327M91	1	Chain	
38	DV3160	3	Link	INCL. REF. 39
39	A3360	1	Link	
40	A3363	1	Link	
46	833374M91	1	Chain	INCL. REF. 48 AND 840237M91
	840237M91	1	Facing	
48	A3360	1	Link	
49	DV3160	X	Link	(C) INCL. REF. 50
50	A3360	1	Link	
51	A3363	X	Link	(C)
56	795061M91	1	Chain	INCL. REF. 58 AND 59
		1	Chain	
58		1	Link	

---

59		1	Link	
60		X	Link	(C) INCL. REF. 61
61		1	Link	
66	226974M91	1	Chain	INCL. REF. 68 AND 840328M91
	840328M91	1	Chain	
68	MP1355	X	Link	
69	MP1358	1	Link	(C) INCL. REF. 70
70	MP1355	1	Link	
71	MP1359	X	Link	(C)
76	222794M91	1	Chain	INCL. REF. 78 AND 79 AND 840373M91
	840373M91	1	Chain	
78	1000721M1	1	Link	
79	GH3870	1	Link	
80	1000720M1	X	Link	(C) INCL. REF. 81
81	GH3870	1	Link	(C)

---

**STRAW SPREADER  
ÉPANDEUR DE PAILLE**



**65 - 93**

AGCO Corporation  
Parts List Report

Massey Ferguson (Europe)  
MF 510 COMBINE, ->|  
Page 237 - STRAW SPREADER

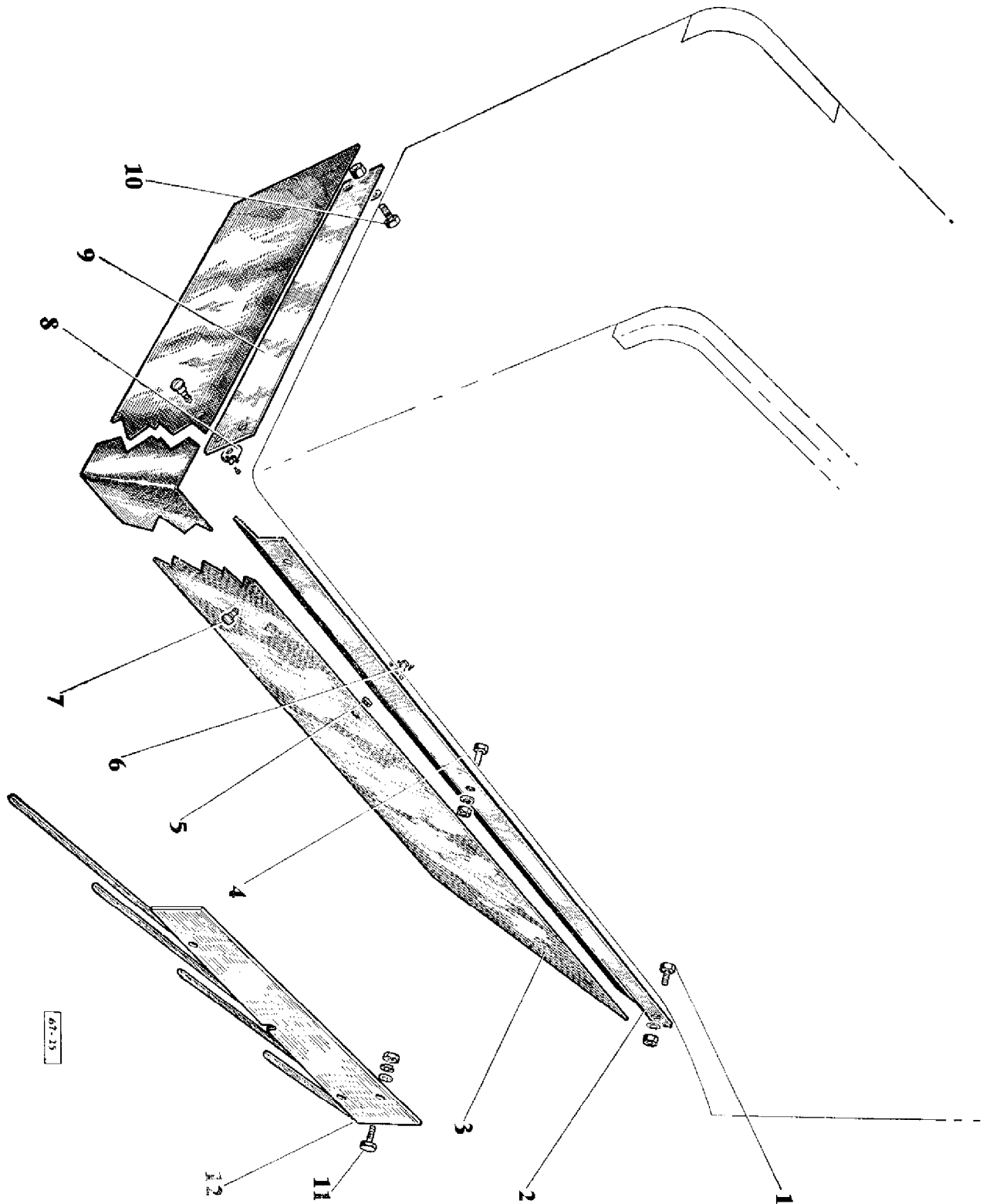
Item	Part Number	Qty	Part Description	Comments
1	243090M91	2	Housing	INCL. REF. 2 AND 3
2	833574M1	2	Bush	
3	833575M1	2	Bush	
4	832448M1	2	Bush	
5	243092M1	4	Sprocket	
6	10945X	8	Washer	
7	243087M1	2	Plate	
8	243100M1	2	Shaft	
9	243097M91	2	Guard	
10	243096M1	2	Hub	
11	243109M1	6	Blade Fan	
12	243108M1	6	Plate	
13	243094M1	1	Shaft	
17	243088M1	1	Shaft	
18	243089M1	1	Collar	
19	243101M92	1	Bracket	
20	221994M1	1	Strap	
21	243107M1	1	Housing	
22	833572M1	1	Bush	
23	833573M1	1	Bearing Assy	
24	364578X1	1	Washer	
25	364580X1	1	Fastener	
26	831600M1	1	Washer	
27	364579X1	X	Washer	
28	243106M1	1	Hub	
29	240512M92	1	Pulley	
30	353675X1	3	Screw Unc	
31	353446X1	3	Lock Washer	
35	243063M91	1	Pulley	
36	353677X1	3	Screw Unc	
37	353446X1	1	Lock Washer	
38	245095M1	1	Bracket	
39	831979M1	1	Pulley	
40	141343M1	1	Spacer	
41	353840X1	1	Bolt Unf	
42	19691X	2	Washer	
43	353432X1	1	Lock Washer	
44	353426X1	1	Nut Unf	
45	832446M1	1	Belt	

---

50	243082M1	1	Support
51	238211M1	1	Extension
52	243077M91	1	Rail
53	243083M91	1	Guard
54	243076M92	1	Rail
60	354057X1	X	Pin
61	MP1056	X	Grease Nipple
62	16150X	X	Nipple
63	364581X1	X	Pin
64	353511X1	X	Bolt Unf
65	353754X1	X	Washer
66	353441X1	X	Lock Washer
67	353918X1	X	Nut Unf
68	353675X1	X	Screw Unc
69	353791X1	X	Bolt Unf
70	353516X1	X	Screw Unf
71	353792X1	X	Bolt Unf
72	355156X1	X	Screw Unc
73	353800X1	X	Bolt Unf
74	353527X1	X	Screw
75	353755X1	X	Washer
76	353446X1	X	Lock Washer
77	353916X1	X	Nut Unf
78	355565X1	X	Nut Unc
79	832035M1	X	Washer
80	353690X1	X	Screw Unc
81	353434X1	X	Lock Washer
82	353756X1	X	Washer

---

PANNEAU DÉFLECTEUR  
DEFLECTOR PANEL



67-35

AGCO Corporation  
Parts List Report



Massey Ferguson (Europe)  
MF 510 COMBINE, ->|  
Page 241 - DEFLECTOR PANEL

Item	Part Number	Qty	Part Description	Comments
1	353516X1	1	Screw Unf	
	353446X1	1	Lock Washer	
	353916X1	1	Nut Unf	
2	910008M92	1	Plate	INCL. REF. 6
3	793289M1	1	Panel	
4	353516X1	2	Screw Unf	
	353446X1	2	Lock Washer	
	353916X1	2	Nut Unf	
5	793284M1	6	Washer	
6	793285M1	4	Clip	
	19842X	8	Rivet	
7	793286M1	6	Stud	
8	793285M1	2	Clip	
	19842X	4	Rivet	
9	793290M91	1	Plate	INCL. REF. 8
10	353516X1	2	Screw Unf	
	353916X1	2	Nut Unf	
	353446X1	2	Lock Washer	
11	910508M91	1	Deflector	
12	353517X1	4	Screw Unf	
	353755X1	4	Washer	
	353446X1	4	Lock Washer	
	353916X1	4	Nut Unf	

DÉCALCOMANIES  
LABELS

DIESEL  
①

MASSEY-FERGUSON  
④



AGCO Corporation  
Parts List Report

Massey Ferguson (Europe)  
MF 510 COMBINE, ->|  
Page 242 - LABELS

Item	Part Number	Qty	Part Description	Comments
1	186584M1	1	Decal	
2	650491M1	2	Decal	"510"
3	196369M1	2	Decal	"MF"
4	196357M1	2	Decal	"MF"



AGCO Corporation  
Parts List Report

Massey Ferguson (Europe)

MF 510 COMBINE, ->|

Page 245 - INSTRUCTION PLATES AND TRANSFERS

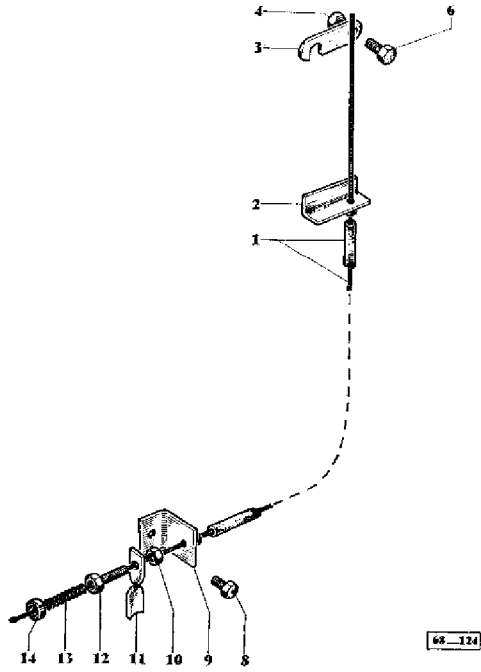
Item	Part Number	Qty	Part Description	Comments
1	685739M1	X	Decal	
	650421M1	X	Decal	
3	793156M1	X	Decal	
	792403M1	X	Decal	
5	796501M1	X	Decal	
	796498M1	X	Decal	
7	685730M1	X	Decal	
	650404M1	X	Decal	
8	685735M1	X	Decal	
	650444M1	X	Label	
9	685737M2	X	Decal	
	650378M1	X	Label	
10	904292M1	X	Label	
	910137M1	X	Label	
12	685736M2	X	Label	
13	685728M2	X	Decal	
	792272M1	X	Decal	
14	685732M1	X	Decal	
	231450M1	X	Plate	
15	685726M1	X	Cylinder	
	650405M1	X	Decal	
16	685302M2	X	Decal	
	650109M3	X	Decal	
17	685729M1	X	Clutch	
18	685757M1	X	Decal	
	794404M1	X	Decal	
19	685731M1	X	Decal	
	650419M1	X	Transfer	
20	792189M1	X	Decal	
	792215M1	X	Decal	
21	957736M1	X	Transfer	
22	685746M1	X	Transfer	
23	685727M1	X	Decal	
	793197M1	X	Decal	
25	795407M1	X	Decal	
26	685738M1	X	Decal	
	650443M1	X	Decal	
27	794409M1	X	Decal	
	794408M1	X	Transfer	

---

28	685734M1	X	Transfer	
	793334M1	X	Decal	NOT ILLUSTRATED
				Right Hand
				Left Hand
	910179M1	X	Transfer	
	910177M1	X	Decal	
	685759M1	X	Decal	
	650462M1	X	Decal	
	795409M1	X	Transfer	
	795092M1	X	Decal	
	792184M1	X	Transfer	
	910169M1	X	Transfer	
	910136M1	X	Transfer	
	910058M1	X	Plate	
	360359X1	3	Screw	

---

RETOUR A ZÉRO DU VARIATEUR  
VARIATOR MOVING BACK TO ZERO



AGCO Corporation  
Parts List Report

Massey Ferguson (Europe)

MF 510 COMBINE, ->|

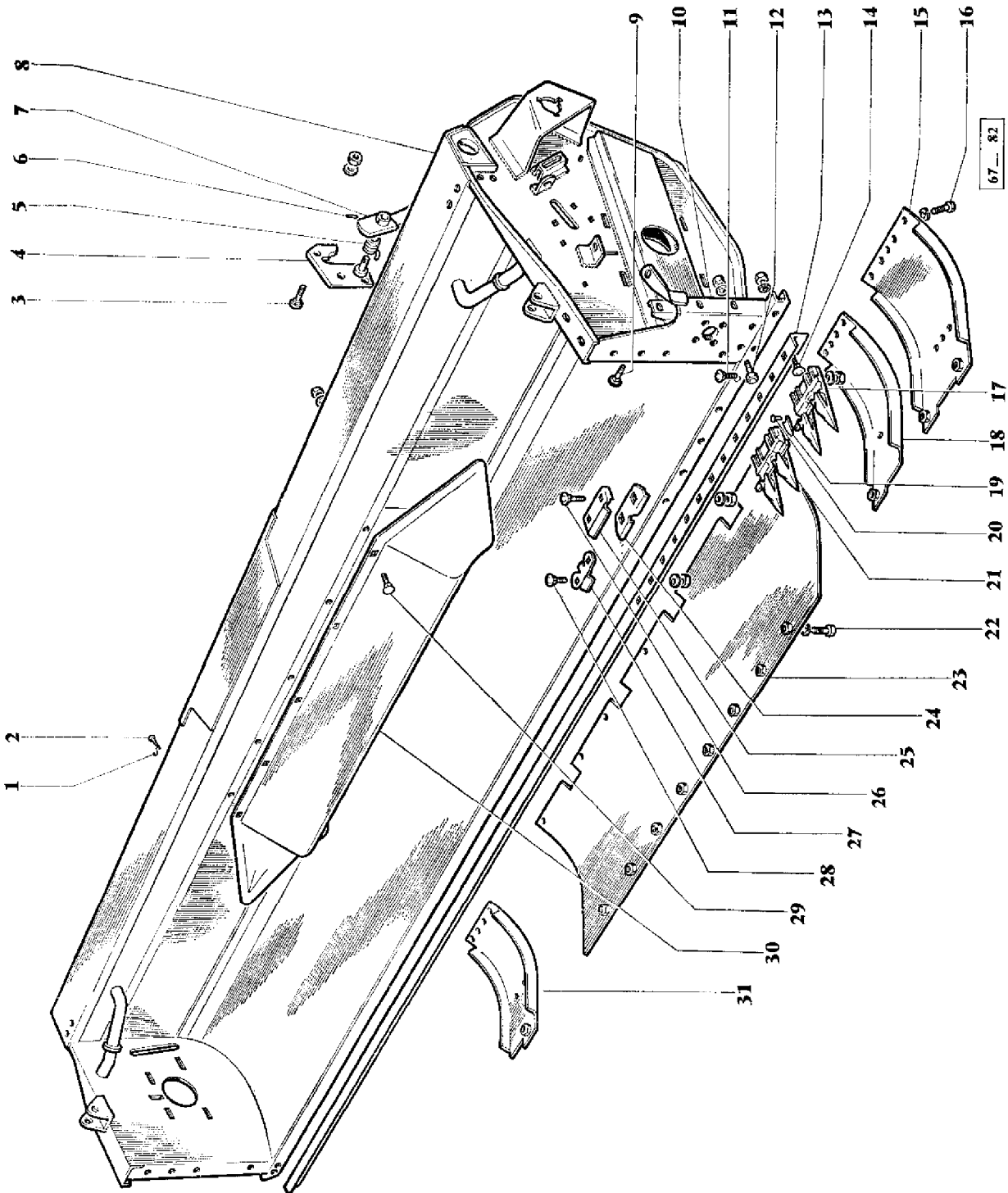
Page 246C - VARIATOR MOVING BACK TO ZERO

---

Item	Part Number	Qty	Part Description	Comments
1	911161M91	1	Cable	
2	911153M91	1	Gutter	
3	911155M1	1	Lever	
4	353431X1	1	Nut Unf	
6	911156M1	1	Bolt	
8	353519X1	1	Screw Unf	
9	911158M91	1	Gutter	
10	353431X1	1	Nut Unf	
11	911157M1	1	Arm	
12	911160M1	1	Bolt	
13	911162M1	1	Spring	
14	911159M1	1	Cup	

---

TABLES  
TABLES  
"QUICK ATTACH"



AGCO Corporation  
Parts List Report

Massey Ferguson (Europe)  
MF 510 COMBINE, ->  
Page 248 - TABLES - QUICK ATTACH

Item	Part Number	Qty	Part Description	Comments
				QUICK ATTACH
1	786359M1	1	Spring	
2	29090X	2	Rivet	
3	353858X1	4	Bolt	
3	2942X	4	Washer	
3	353437X1	4	Nut Unf	
4	786466M91	1	Plate	Left Hand
4	786467M91	1	Plate	Right Hand
5	786474M1	1	Spring	Left Hand
5	786475M1	1	Spring	Right Hand
6	375007X1	2	Pin	
7	786472M91	1	Lever	Left Hand
7	786473M91	1	Lever	Right Hand
8	786301M91	1	Table	10' INCL. REF. 1 AND 2
8	786302M91	1	Table	12' INCL. REF. 1 AND 2
8	786303M91	1	Table	14' INCL. REF. 1 AND 2
9	353794X1	2	Bolt Unf	
9	353446X1	2	Lock Washer	
9	353916X1	2	Nut Unf	
10	787114M91	1	Bracket	
11	353810X1	22	Bolt Unf	10'
11	353771X1	22	Washer	10'
11	353431X1	22	Nut Unf	10'
11	353810X1	26	Bolt Unf	12'
11	353771X1	26	Washer	12'
11	353431X1	26	Nut Unf	12'
11	353810X1	30	Bolt Unf	14'
11	353771X1	30	Washer	14'
11	353431X1	30	Nut Unf	14'
12	353517X1	2	Screw Unf	
12	353446X1	2	Lock Washer	
12	353916X1	2	Nut Unf	
13	786508M1	1	Bar	10'
13	786509M1	1	Bar	12'
13	786510M1	1	Bar	14'
14	353794X1	20	Bolt Unf	14'

---

14	353446X1	20	Lock Washer	14'
14	353916X1	20	Nut Unf	14'
14	353794X1	18	Bolt Unf	12'
14	353446X1	18	Lock Washer	12'
14	353916X1	18	Nut Unf	12'
14	353794X1	16	Bolt Unf	10'
14	353446X1	16	Lock Washer	10'
14	353916X1	16	Nut Unf	10'
15	786527M91	2	Plate	G H FOR TABLE 14'
16	353432X1	17	Lock Washer	14' ROCKY TERRAIN SHOES
16	353559X1	17	Screw Unf	14' ROCKY TERRAIN SHOES
16	353432X1	13	Lock Washer	TABLE 14' NORMAL AND TABLE 12' ROCKY TERRAINS SHOES
16	353559X1	13	Screw Unf	TABLE 14' NORMAL AND TABLE 12' ROCKY TERRAINS SHOES
16	353432X1	11	Lock Washer	TABLES 10' AND 12' NORMAL AND TABLE 10' ROCKY TERRAIN SHOES
16	353559X1	11	Screw Unf	TABLES 10' AND 12' NORMAL AND TABLE 10' ROCKY TERRAIN SHOES
17	791291M91	1	Guard	INCL. REF. 2 19 AND 2 20
18	786547M91	1	Plate	Left Hand TABLE 10' AND 12'
18	786391M91	1	Plate	Left Hand TABLE 10' ROCKY TERRAIN SHOES
18	786395M91	1	Plate	Left Hand TABLE 12' ROCKY TERRAIN SHOES
18	786400M91	1	Plate	Left Hand TABLE 14' ROCKY TERRAIN SHOES
19	206280M1	40	Plate	TABLE 10'
19	206280M1	48	Plate	TABLE 12'
19	206280M1	56	Plate	TABLE 14'
20	340601X1	40	Rivet	TABLE 10'
20	340601X1	48	Rivet	TABLE 12'
20	340601X1	56	Rivet	TABLE 14'
21	640590M91	19	Finger	TABLE 10' INCL. REF. 19 AND 20
21	640590M91	23	Finger	TABLE 12' INCL. REF. 19 AND 20

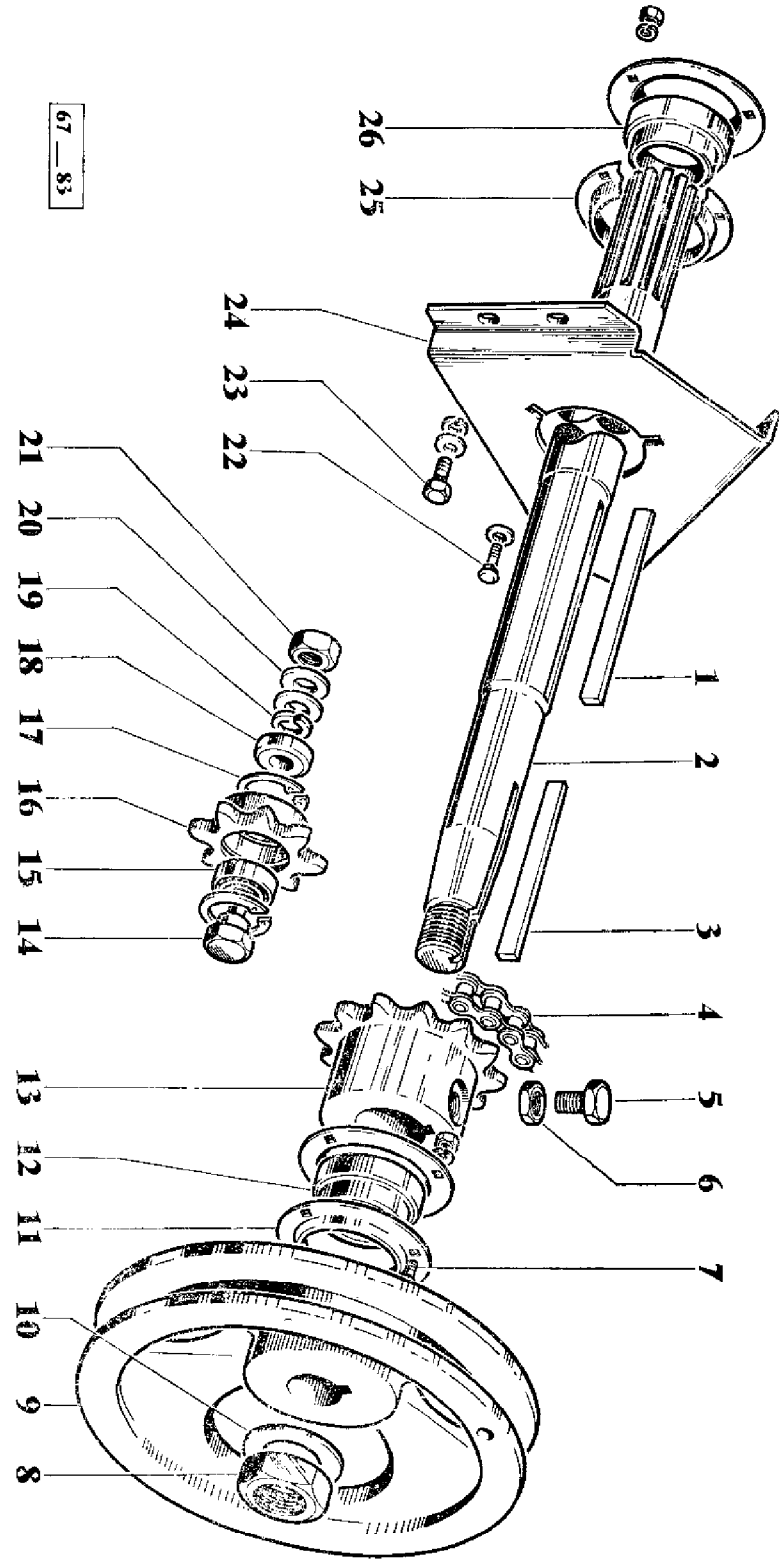
---

---

21	640590M91	27	Finger	TABLE 14' INCL. REF. 19 AND 20
22	793190M1	15	Bolt	TABLES 10' AND 12'
22	793190M1	17	Bolt	TABLE 14'
22	353432X1	15	Lock Washer	TABLES 10' AND 12'
22	353432X1	17	Lock Washer	TABLE 14'
23	786386M91	1	Plate	TABLES 10', 12' AND 14
24	206196M1	9	Guide	TABLE 10'
24	206196M1	11	Guide	TABLE 12'
24	206196M1	13	Guide	TABLE 14'
25	786506M1	1	Clip	
26	353815X1	2	Bolt Unf	
26	353771X1	2	Washer	
26	353431X1	2	Nut Unf	
27	206195M1	8	Clip	10'
27	206195M1	10	Clip	12'
27	206195M1	12	Clip	14'
28	353813X1	16	Bolt Unf	10'
28	353813X1	20	Bolt Unf	12'
28	353813X1	24	Bolt Unf	14'
28	353771X1	16	Washer	10'
28	353771X1	20	Washer	12'
28	353771X1	24	Washer	14'
28	353431X1	16	Nut Unf	10'
28	353431X1	20	Nut Unf	12'
28	353431X1	24	Nut Unf	14'
29	353790X1	7	Bolt	
29	353446X1	7	Lock Washer	
29	353916X1	7	Nut Unf	
29	353516X1	4	Screw Unf	
29	353446X1	4	Lock Washer	
30	786381M91	1	Deflector	
31	786549M91	1	Plate	Right Hand TABLES 10' AND 12'
31	786392M91	1	Plate	Right Hand 10' ROCKY TERRAIN SHOES
31	786396M91	1	Plate	Right Hand TABLE 12' ROCKY TERRAIN SHOES
31	786399M91	1	Plate	Right Hand TABLE 12' ROCKY TERRAIN SHOES

---

ARBRE DE COMMANDE - VIS DE TABLE  
TABLE AUGER SHAFT DRIVE  
"QUICK ATTACH"



67-83

AGCO Corporation  
Parts List Report

Massey Ferguson (Europe)

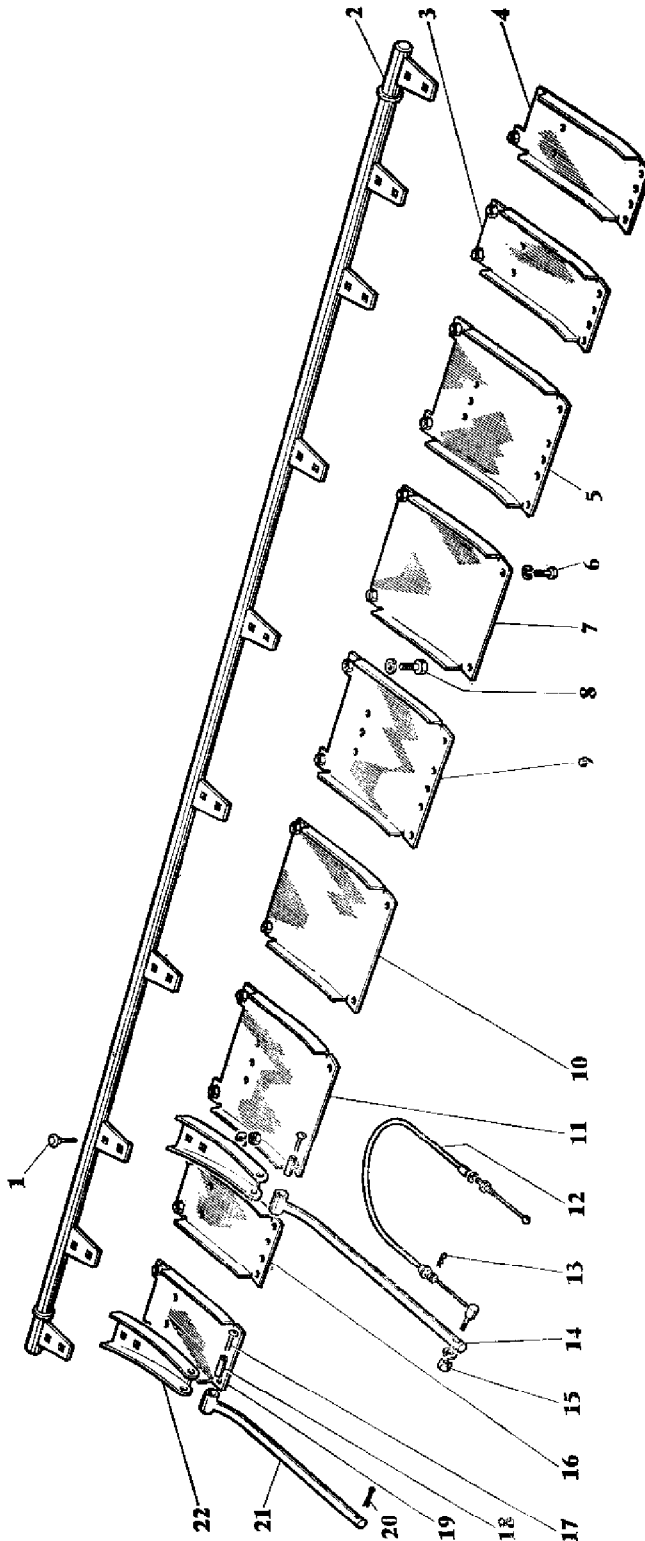
MF 510 COMBINE, ->|

Page 255 - TABLE AUGER SHAFT DRIVE - QUICK ATTACH

Item	Part Number	Qty	Part Description	Comments
				QUICK ATTACH
1	353029X1	1	Key	
2	785925M1	1	Shaft	10'
2	785926M1	1	Shaft	12'
2	785634M1	1	Shaft	14'
3	49378X	1	Key	
4	785617M91	1	Chain	
4	786149M91	1	Chain	
4	786148M91	1	Chain	
5	355208X1	2	Screw Unc	
6	375110X1	2	Nut Unc	
7	353807X1	3	Screw Unf	
7	353434X1	3	Lock Washer	
7	353431X1	1	Nut Unf	
8	353920X1	1	Nut Unf	
9	785618M1	1	Pulley	
10	228860M1	2	Flange	
11	22691X	1	Flange	
12	831929M1	1	Bearing Assy	
13	785616M1	1	Sprocket	
14	791133M1	1	Stud	
15	175047M1	3	Bearing	
16	226634M1	1	Sprocket	
17	355602X1	2	Circlip	
18	228571M1	1	Spacer	
19	353432X1	1	Lock Washer	
20	353757X1	2	Washer	
21	226797M1	1	Nut	
22	353807X1	3	Screw Unf	
22	353756X1	3	Washer	
22	353434X1	3	Lock Washer	
22	353431X1	3	Nut Unf	
23	353536X1	2	Screw Unf	
23	353434X1	2	Lock Washer	
23	353756X1	2	Washer	
24	785614M91	1	Bracket	
25	791385M1	2	Flange	



DOIGTS DE CONTACT  
TABLE WITH AUTOMATIC HEIGHT CONTROL  
"QUICK ATTACH"



67-84

AGCO Corporation  
Parts List Report

Massey Ferguson (Europe)

MF 510 COMBINE, ->|

Page 256 - TABLE WITH AUTOMATIC HEIGHT CONTROL - QUICK ATTACH

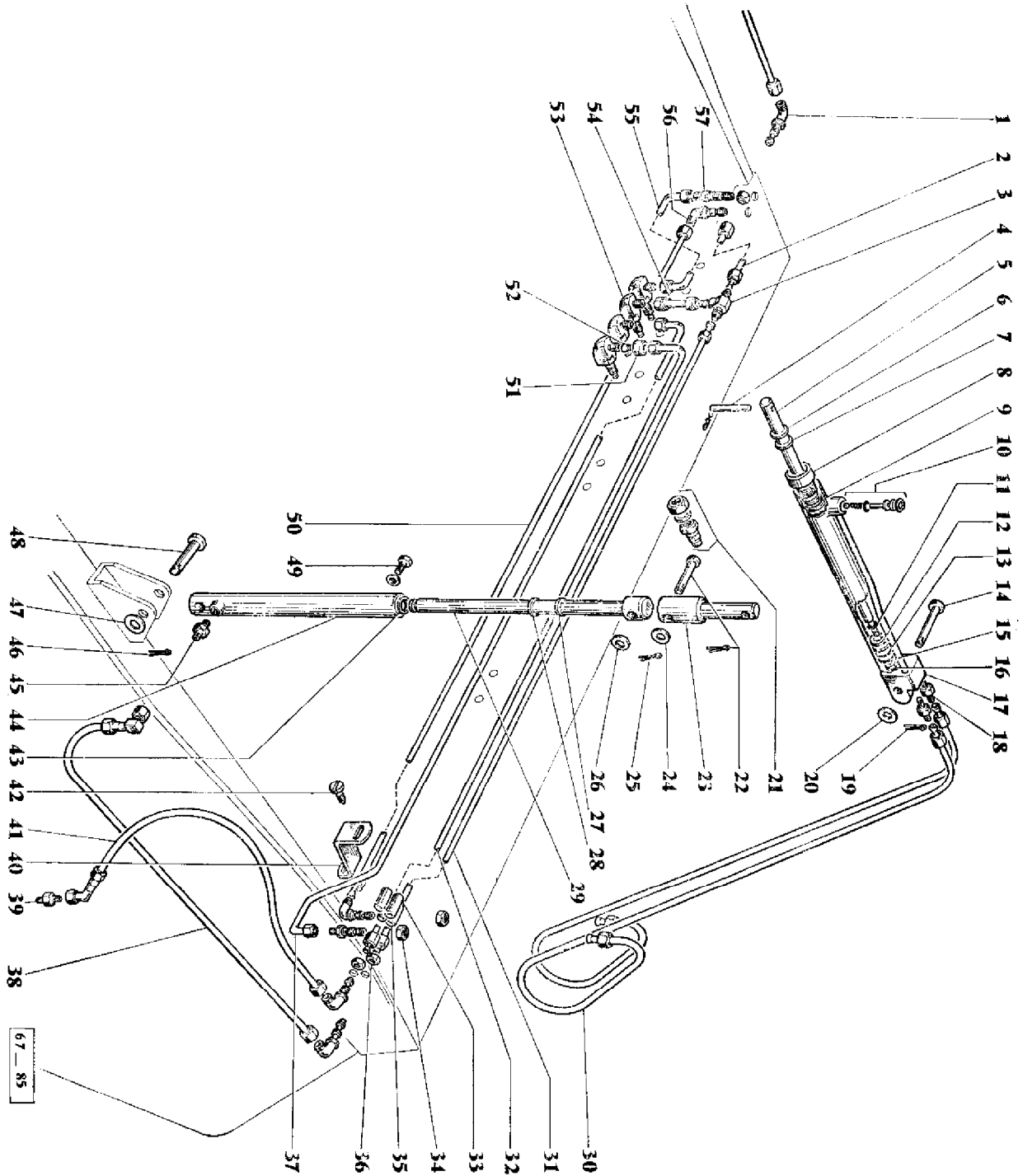
Item	Part Number	Qty	Part Description	Comments
				QUICK ATTACH
1	353825X1	16	Bolt Unf	10'
1	353432X1	16	Lock Washer	10'
1	353428X1	16	Nut Unf	10'
1	353825X1	20	Bolt Unf	TABLES 12' AND 14'
1	353432X1	20	Lock Washer	TABLES 12' AND 14'
1	353428X1	20	Nut Unf	TABLES 12' AND 14'
2	786558M91	1	Axle	10'
2	786559M91	1	Axle	12'
2	786560M91	1	Axle	14'
3	786545M91	1	Plate	12'
4	786549M91	1	Plate	TABLES 10' AND 12'
5	787104M91	1	Plate	
6	353559X1	16	Screw Unf	10'
6	353559X1	20	Screw Unf	12'
6	353559X1	22	Screw Unf	14'
6	353432X1	16	Lock Washer	10'
6	353432X1	20	Lock Washer	12'
6	353432X1	22	Lock Washer	14'
7	786543M91	1	Plate	TABLES 12' AND 10'
7	786543M91	2	Plate	14'
8	793190M1	17	Bolt	10'
8	793190M1	21	Bolt	12'
8	793190M1	23	Bolt	14'
8	353432X1	17	Lock Washer	10'
8	353432X1	21	Lock Washer	12'
8	353432X1	23	Lock Washer	14'
9	786527M91	1	Plate	TABLES 10' AND 12'
9	786527M91	3	Plate	14'
10	786543M91	1	Plate	TABLES 10' AND 12'
10	786543M91	2	Plate	14'
11	787102M91	1	Plate	
12	786571M91	1	Cable	
13	358687X1	1	Pin	
14	795615M1	1	Finger	
14	795584M91	1	Finger	INCL. REF. 14, 17, 18 AND 22
15	353918X1	1	Nut Unf	
15	353441X1	1	Lock Washer	

---

16	786545M91	1	Plate	12'
17	16927X	9	Rivet	TABLES 12' AND 14'
17	16927X	7	Rivet	10'
18	795640M1	9	Arm	TABLES 12' AND 14'
18	795640M1	7	Arm	10'
19	786547M91	1	Plate	TABLES 10' AND 12'
20	354087X1	7	Pin	10'
20	354087X1	9	Pin	TABLES 12' AND 14'
21	786570M1	1	Finger	
22	795603M1	1	Finger	
22	786569M91	7	Finger	10'
				INCL. REF. 17, 18, 21 AND 22
22	786569M91	9	Finger	TABLES 12' AND 14'
				INCL. REF. 17, 18, 21 AND 22

---

HYDRAULIQUE SUR TABLE  
HYDRAULIC ON TABLE  
"QUICK ATTACH"



AGCO Corporation  
Parts List Report

Massey Ferguson (Europe)

MF 510 COMBINE, ->|

Page 259 - HYDRAULIC ON TABLE - QUICK ATTACH

Item	Part Number	Qty	Part Description	Comments
				QUICK ATTACH
1	786223M91	3	Elbow	Right Hand Left Hand
2	786183M91	1	Tube	10'
2	786184M91	1	Tube	12'
2	786185M91	1	Tube	14'
3	786236M1	1	Teepiece	
4	785856M1	2	Pin	
4	195416M1	2	Pin	
5	1884789M1	1	Rod	Left Hand
5	1884790M1	1	Rod	Right Hand
6	1884798M1	1	Seal	Left Hand
6	1884799M1	1	Seal	Right Hand
7	1884796M1	1	Seal	Left Hand
7	1884797M1	1	Seal	Right Hand
8		1	Housing	Not Serviced, Order 1884787M91 Left Hand
8		1	Housing	Not Serviced, Order 1884788M91 Right Hand
8	1884787M91	1	Bearing	Left Hand INCL. REF. 6, 7 AND 9
8	1884788M91	1	Bearing	Right Hand INCL. REF. 6, 7 AND 9
9	1884795M1	1	Ring	Left Hand
9	1881636M1	1	Seal	Right Hand
9	1810092M91	X	Kit, Repair	Left Hand INCL. REF. 6, 7, 9, 11, 13, 15 AND NO. 1006240M1
9	1810093M91	X	Kit, Repair	Right Hand INCL. REF. 6, 7, 9, 11, 13, 15 AND NO. 1006240M1
10	355959X1	2	Ring	Left Hand Right Hand
10	1884801M1	2	Guide	Left Hand Right Hand

---

10	1884843M1	2	Spring	Left Hand Right Hand
10	1006240M1	2	Ring	Left Hand Right Hand
10	357134X1	1	Ball	Left Hand
10	361022X1	1	Ball	Right Hand
11	195868M1	1	O Ring	Left Hand
11	363704X1	1	Ring	Right Hand
12		1	Piston	Left Hand Not Serviced, Order 1884785M91
12		1	Piston	Right Hand Not Serviced, Order 1884786M91
12	1884785M91	1	Head	Left Hand INCL. REF. 11, 13 AND 15
12	1884786M91	1	Head	Right Hand INCL. REF. 11, 13 AND 15
13	1884791M1	1	Ring	Left Hand
13	1884792M1	1	Ring	Right Hand
14	832818M1	2	Pin	Left Hand Right Hand
15	1884793M1	1	Ring	Left Hand
15	1884794M1	1	Ring	Right Hand
16	1884781M1	1	Nut	Left Hand
16	1021983M1	1	Nut	Right Hand
17	1884779M1	1	Barrel	Left Hand
17	1884780M1	1	Barrel	Right Hand
18	785947M91	1	Ram	Left Hand INCL. REF. 5 TO 13 AND 15 TO 17
18	785948M91	1	Ram	Right Hand INCL. REF. 5 TO 13 AND 15 TO 17
19	354059X1	2	Pin	
20	353758X1	2	Washer	
21	786724M91	4	Coupling	
21	831452M1	4	O Ring	
21	356614X1	4	Nut Unf	
22	195350M1	2	Clevis Pin	
22	354076X1	2	Pin	
23	786596M91	2	Extension	
23	786597M91	2	Kit	INCL. REF. 22 TO 24
24	353760X1	2	Flat Washers	
25	354059X1	2	Pin	
26	353760X1	2	Flat Washers	

---

---

27	195918M1	2	Washer	
28	1884856M1	2	Seal	
29	1884803M1	2	Rod	
30	786202M91	2	Tube	Left Hand
30	786204M91	2	Tube	Right Hand
31	786193M91	1	Tube	Left Hand 10'
31	786194M91	1	Tube	Left Hand 12'
31	786195M91	1	Tube	Left Hand 14'
32	786173M91	1	Tube	Left Hand 10'
32	786174M91	1	Tube	Left Hand 12'
32	786175M91	1	Tube	Left Hand 14'
33	786422M1	8	Sleeve	10'
33	786422M1	12	Sleeve	TABLES 12' AND 14'
34	355830X1	4	Locknut	
35	786423M1	8	Sleeve	10'
35	786423M1	11	Sleeve	TABLES 12' AND 14'
36	356612X1	3	Nut	
37	786153M91	1	Tube	Left Hand 10'
37	786154M91	1	Tube	Left Hand 12'
37	786155M91	1	Tube	Left Hand 14'
38	786237M91	2	Hose	Left Hand Right Hand
39	358741X91	1	Union	
40	786421M1	4	Strap	10'
40	786421M1	6	Strap	TABLES 12' AND 14'
41	786244M91	1	Hose	
42	361329X1	8	Screw	10'
42	361329X1	12	Screw	TABLES 12' AND 14'
43	1020299M1	2	Ring	
44	1884802M1	2	Barrel	
44	795946M91	2	Cylinder	INCL. REF. 27, 28, 29, 43, 44 AND 49
45	358741X91	2	Union	Left Hand Right Hand
46	354059X1	2	Pin	
47	353758X1	2	Washer	

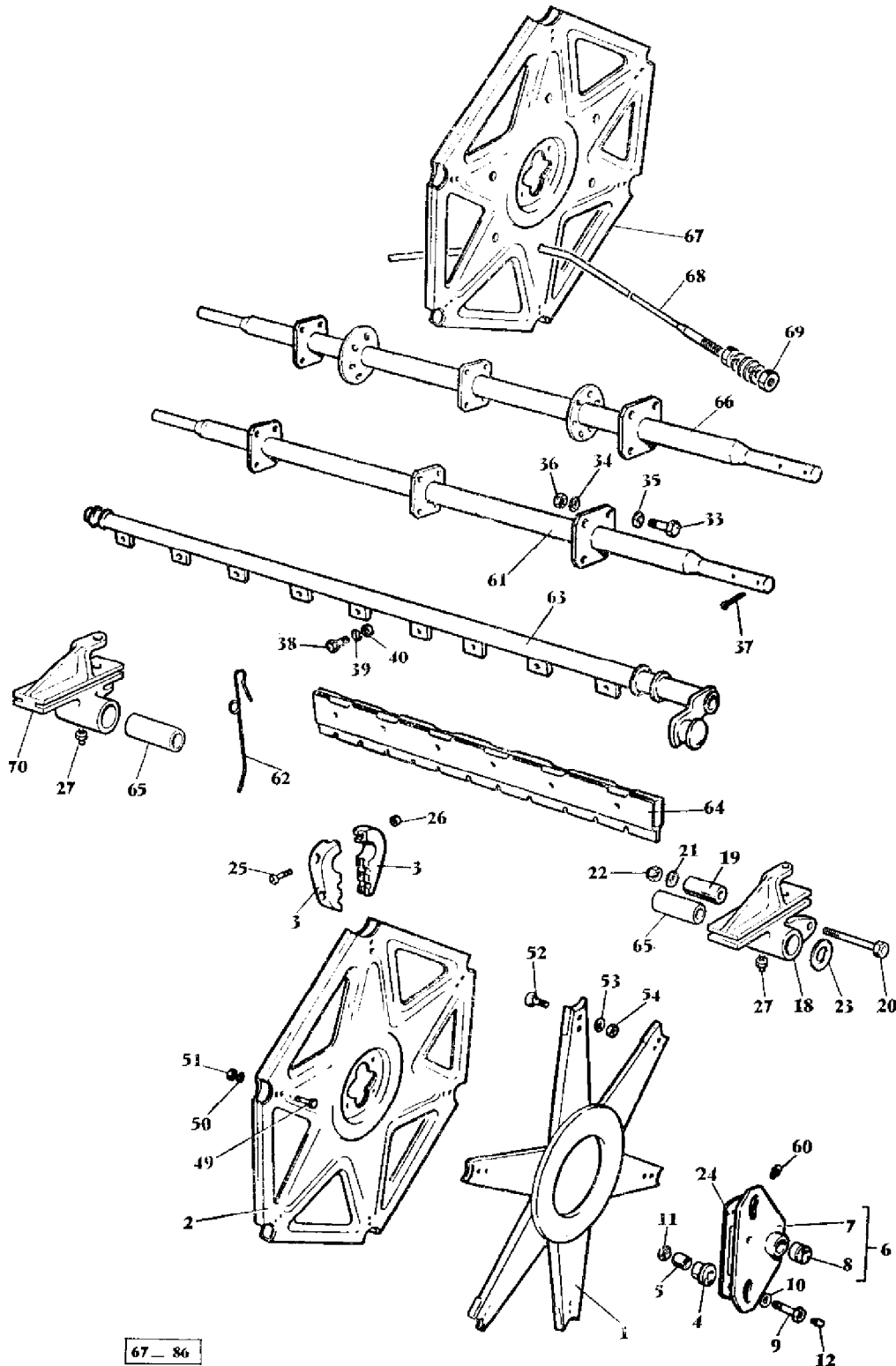
---

---

48	195403M1	2	Clevis Pin	
49	1020727M1	2	Screw	
49	1020298M1	2	Washer	
50	786227M91	1	Tube	10'
50	786228M91	1	Tube	12'
50	786225M91	1	Tube	14'
51	356465X1	1	Nut	
52	356625X1	1	Adaptor	
53	786235M1	4	Elbow	
54	786150M91	1	Tube	
55	786163M91	1	Tube	Right Hand 10'
55	786164M91	1	Tube	Right Hand 12'
55	786165M91	1	Tube	Right Hand 14'
56	786224M1	2	Elbow	
57	786222M1	2	Connector	

---

**RABATTEUR PICK-UP**  
**A : 3,60 m - B : 4,20 m - C : 3 m**  
**PICK-UP REEL**  
**A : 12' - B : 14' - C : 10'**  
**"QUICK ATTACH"**



67 - 86

AGCO Corporation  
Parts List Report

Massey Ferguson (Europe)

MF 510 COMBINE, ->|

Page 264 - PICK UP REEL - QUICK ATTACH

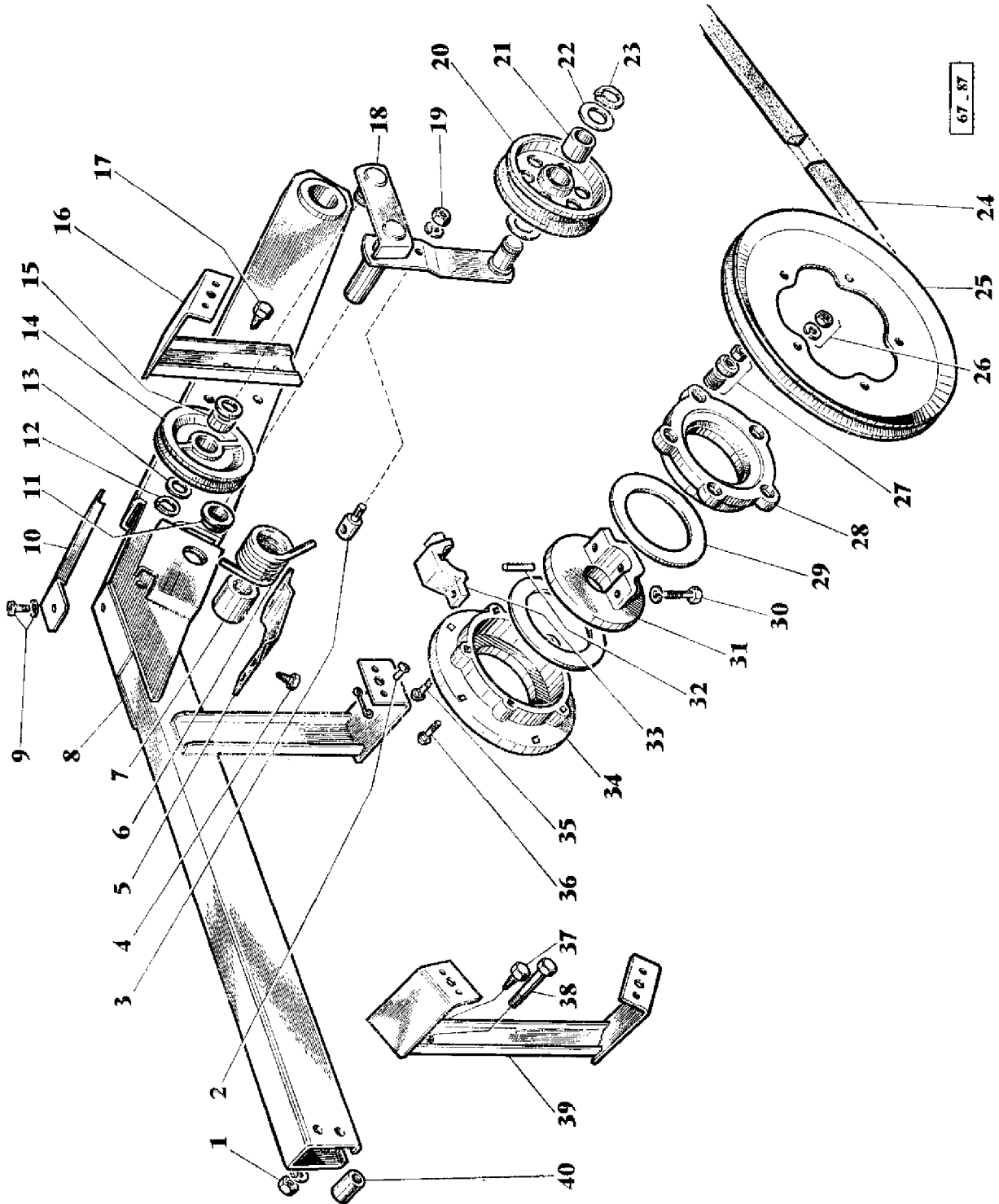
Item	Part Number	Qty	Part Description	Comments
				QUICK ATTACH
1	793682M92	1	Head	(A, B, C)
2	793686M91	3	Disc	(A, C)
2	793686M91	2	Disc	(B)
3	796623M1	48	Bearing	(A, B, C)
4	793690M1	2	Roller	(A, B, C)
5	793731M2	2	Bush	(A, B, C)
6	793691M92	1	Plate	(A, B, C)
				INCL. REF. 7 AND 8
7		1	Plate	(A, B, C)
				See Page/Reference Number 6
8	793694M1	1	Bearing	(A, B, C)
9	794433M1	2	Bolt	(A, B, C)
10	353774X1	4	Washer	(A, B, C)
11	353427X1	2	Nut Unf	(A, B, C)
12	850778M1	2	Nipple	(A, B, C)
18	785836M91	1	Bearing Carrier	(A, B, C)
				INCL. REF. 27 AND 65
19	785664M1	1	Spacer	(A, B, C)
20	353575X1	1	Bolt Unf	(A, B, C)
21	353772X1	1	Washer	(A, B, C)
22	376760X1	1	Nut	(A, B, C)
23	637421M1	4	Washer	(A, B, C)
24	793708M1	1	Strap	(A, B, C)
25	355126X1	48	Screw Unc	(A, B, C)
26	354120X1	48	Nut	(A, B, C)
	22427X	48	Lock Washer	(A, B, C)
27	13811X	2	Grease Nipple	(A, B, C)
33	353561X1	12	Screw Unf	(A, B, C)
34	353432X1	12	Lock Washer	(A, B, C)
35	355620X1	12	Washer	(A, B, C)
36	353426X1	12	Nut Unf	(A, B, C)
37	354095X1	3	Pin	(A, B, C)
38	353521X1	36	Bolt Unf	(A, B, C)
39	353446X1	36	Lock Washer	(A, B, C)
40	353916X1	36	Nut Unf	(A, B, C)
49	353521X1	36	Bolt Unf	(A, C)
49	353521X1	48	Bolt Unf	(B)
50	353446X1	36	Lock Washer	(A, C)

---

50	353446X1	48	Lock Washer	(B)
51	353916X1	36	Nut Unf	(A, C)
51	353916X1	48	Nut Unf	(B)
52	376444X1	12	Bolt Unf	(A, B, C)
53	353446X1	12	Lock Washer	(A, B, C)
54	353916X1	12	Nut Unf	(A, B, C)
60	338440X1	1	Nipple	(A, B, C)
61	785662M91	1	Shaft	(A)
61	785666M91	1	Shaft	(C)
62	796133M1	174	Reel Tine	(A)
62	796133M1	210	Reel Tine	(B)
62	796133M1	150	Reel Tine	(C)
62	793711M92	6	Bar	(A)
	787064M91	6	Bar	(B)
63	793710M92	6	Bar	(C)
64	793724M91	12	Slat	(A)
	787065M91	12	Slat	(B)
	793723M91	12	Slat	(C)
65	640125M1	2	Bearing	(A, B, C)
66	787066M91	1	Shaft	(B)
67	787062M91	1	Spider	(B)
68	911079M1	6	Arm	(B)
69	353772X1	24	Washer	(B)
	353432X1	24	Lock Washer	(B)
	353426X1	24	Nut Unf	(B)
70	785839M1	1	Bearing Housing	(A, B, C)
				INCL. REF. 27 AND 65
71	785767M91	1	Pickup	(A)
				INCL. REF. 1 TO 70
	911136M91	1	Pickup	(B)
				INCL. REF 1 TO 70
	785768M91	1	Pickup	(C)
				INCL. REF. 1 TO 70
				(A)
				12'
				(B)
				14'
				(C)
				10'

---

**BRAS DE RABATTEUR  
REEL ARM  
"QUICK ATTACH"**



AGCO Corporation  
Part List Page List Report

Massey Ferguson (Europe)  
MF 510 COMBINE, ->|  
All Pages

---

Page Title	Page Number
AIR FILTER AND PRE-FILTER (ITALY)	121A
ANTIWIND KIT - QUICK ATTACH	280
AUGERS, GRAIN AND RETURN	97
BELTS	229
BRACE CYLINDER	161
BRAKE FLUID CONTAINER	158
BRAKE PEDALS	162
BRAKES	157
CHAINS	233
CLEANING FAN	86
CONCAVE ASSEMBLY REMOVABLE RODS	70
CONCAVE CONTROL	73
CONCAVE FIXED RODS AND DRUM DEFLECTOR	66
CONTROL BOX	178
CONTROL BOX FOR AUTOMATIC TABLE HEIGHT CONTROL	182
CONVEYORS	230
COOLING AIR INTAKE	114
COUNTER SHAFT AND CLUTCH	61
CYLINDER	54
CYLINDER DRIVE	65
CYLINDER DRIVE GEARBOX	57
CYLINDER HOUSING	50
DEFLECTOR PANEL	241
DEVIATION TO REEL-VARIATOR	222
DIVERTER VALVE	217
DIVIDER LEFT	9
DIVIDER RIGHT	2
DIVIDERS - QUICK ATTACH	283
DRIVE ARRANGEMENT - QUICK ATTACH	288
ELECTRIC WIRING AND BATTERY	130
ELEVATOR TO CYLINDER	45
ELEVATOR TO CYLINDER - QUICK ATTACH	275
ELEVATOR TO CYLINDER - TOP SHAFT	46
ENGINE POWER OUTPUT SHAFT - DIESEL	122
FINAL DRIVE	154
FOUR SPOOL UNI - BODY VALVE - QUICK ATTACH	315
FRAME FRONT AXLE AND WHEEL	166
FUEL TANK AND TUBES	125
GEAR BOX AND DIFFERENTIAL	150

---

---

GEAR SHIFT LEVERS	146
GRAIN ELEVATOR	101
GRAIN PAN	74
GRAIN TANK	105
GUARD ASSEMBLIES TABLE - QUICK ATTACH	295
GUARD REAR SHAFT - QUICK ATTACH	296
GUARD-LOWER PARTS	29
HYDRAULIC - POWER STEERING - QUICK ATTACH	312
HYDRAULIC - SPOUT UNLOADER - QUICK ATTACH	308
HYDRAULIC - TABLE, VARIATOR, STEERING - QUICK ATTACH	303
HYDRAULIC EQUIPMENT	209
HYDRAULIC EQUIPMENT	213
HYDRAULIC OIL TANK AND VALVE	206
HYDRAULIC ON TABLE - QUICK ATTACH	259
HYDRAULIC PUMP	198
HYDRAULIC PUMP	201
HYDRAULIC TO TABLE - QUICK ATTACH	299
HYDRAULIC VALVE - CYLINDER - UNLOADER SPOUT	214
INSTRUCTION PLATES AND TRANSFERS	245
INSTRUMENT PANEL	186
KNIFE AND DRIVE ARRANGEMENT	34
KNIFE AND DRIVE ARRANGEMENT - QUICK ATTACH	287
LABELS	242
LIGHTING EQUIPMENT	133
LIGHTING EQUIPMENT - EXPORT	139F
LUBRICATING ASSY FOR MAIN COUNTER SHAFT	170
MANIFOLDS AND AIR FILTER	121
MISCELLANEOUS TOOLS	246B
MOUNTING AND REMOVAL OF DIVIDERS - SPAIN	11A
OPERATORS PLATFORM	173
PICK UP REEL - QUICK ATTACH	264
PICK-UP	13
RADIATOR AND FAN	118
RAMS	226
RAMS - TABLE LIFT - QUICK ATTACH	316
REAR AXLE AND WHEELS	194
REAR HOOD	94
REAR SHAFT - VARIATOR - QUICK ATTACH	271
REEL ARM - QUICK ATTACH	268
REEL DRIVE VARIABLE SPEED PULLEYS AND TABLE AUGER SLIP CLUTCH	21
REEL LIFT ARRANGEMENT	218
REEL LIFT FRAME AND PULLEY	14
REEL LIFTING CYLINDER	221
RETURN ELEVATOR	78
SEAT	177
SHAKER SHOE	82

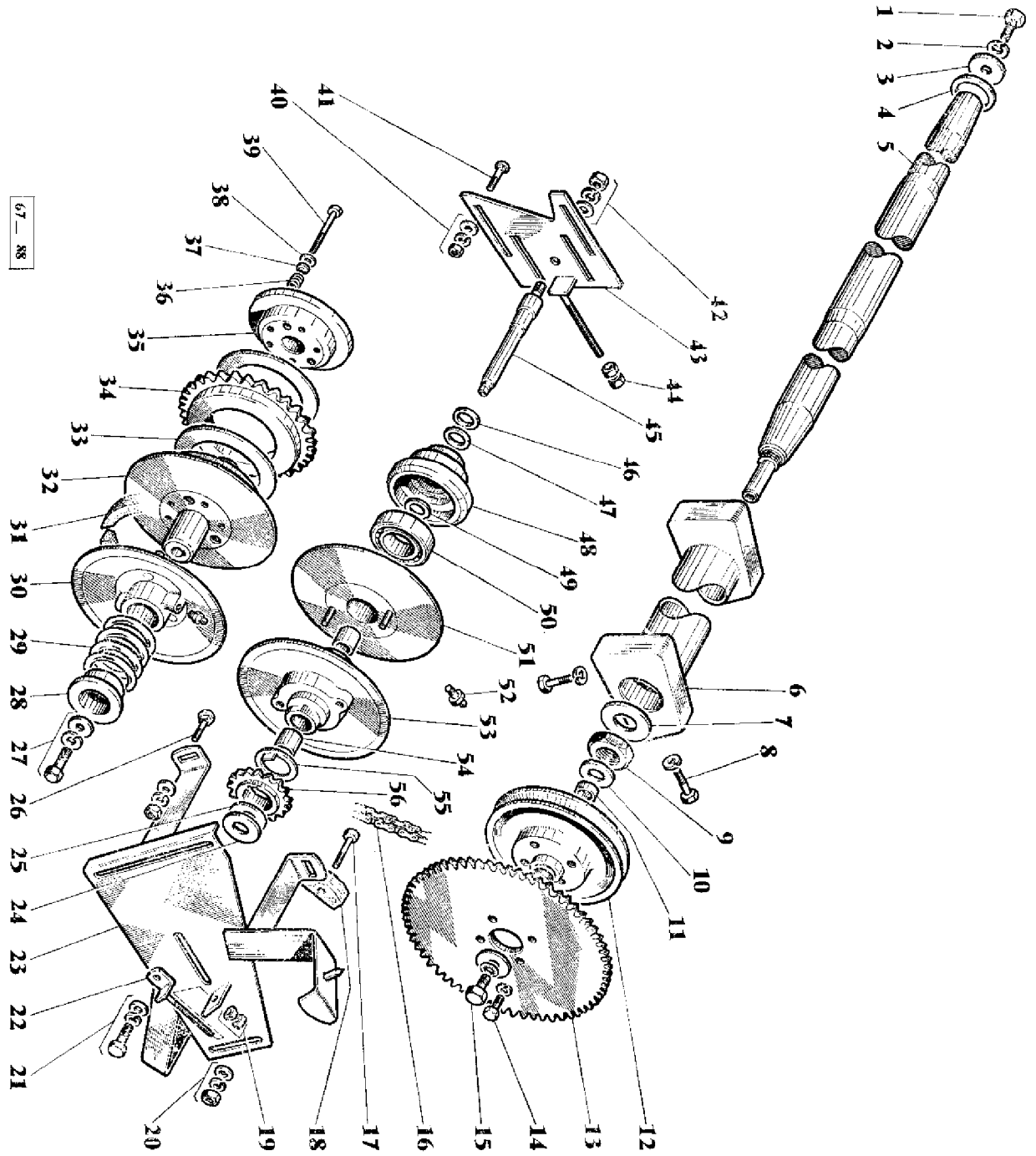
---

---

STEERING GEAR	189
STEERING GEAR	193
STRAW SPREADER	237
STRAW WALKERS AND GRAIN PANS	90
TABLE	25
TABLE AUGER	38
TABLE AUGER - QUICK ATTACH	291
TABLE AUGER SHAFT DRIVE - QUICK ATTACH	255
TABLE ELEVATOR HOUSING	42
TABLE ELEVATOR HOUSING - QUICK ATTACH	276
TABLE LIFT	225
TABLE THROUGH OUT CLUTCH	49
TABLE WITH AUTOMATIC HEIGHT CONTROL	30
TABLE WITH AUTOMATIC HEIGHT CONTROL - QUICK ATTACH	256
TABLES - QUICK ATTACH	248
TRACTION CLUTCH	142
UNLOADER AUGERS	110
UNLOADER DRIVE AND CONTROLS	109
VALVE HYDRAULIC CONTROL	202
VARIABLE SPEED PULLEYS	141
VARIATOR MOVING BACK TO ZERO	246C
WIRING ALARM - FUEL PUMP AND GAUGE	129

---

ARBRE AR. DE RABATTEUR - VARIATEUR  
REAR SHAFT - VARIATOR  
"QUICK ATTACH"



AGCO Corporation  
Parts List Report

Massey Ferguson (Europe)

MF 510 COMBINE, ->|

Page 271 - REAR SHAFT - VARIATOR - QUICK ATTACH

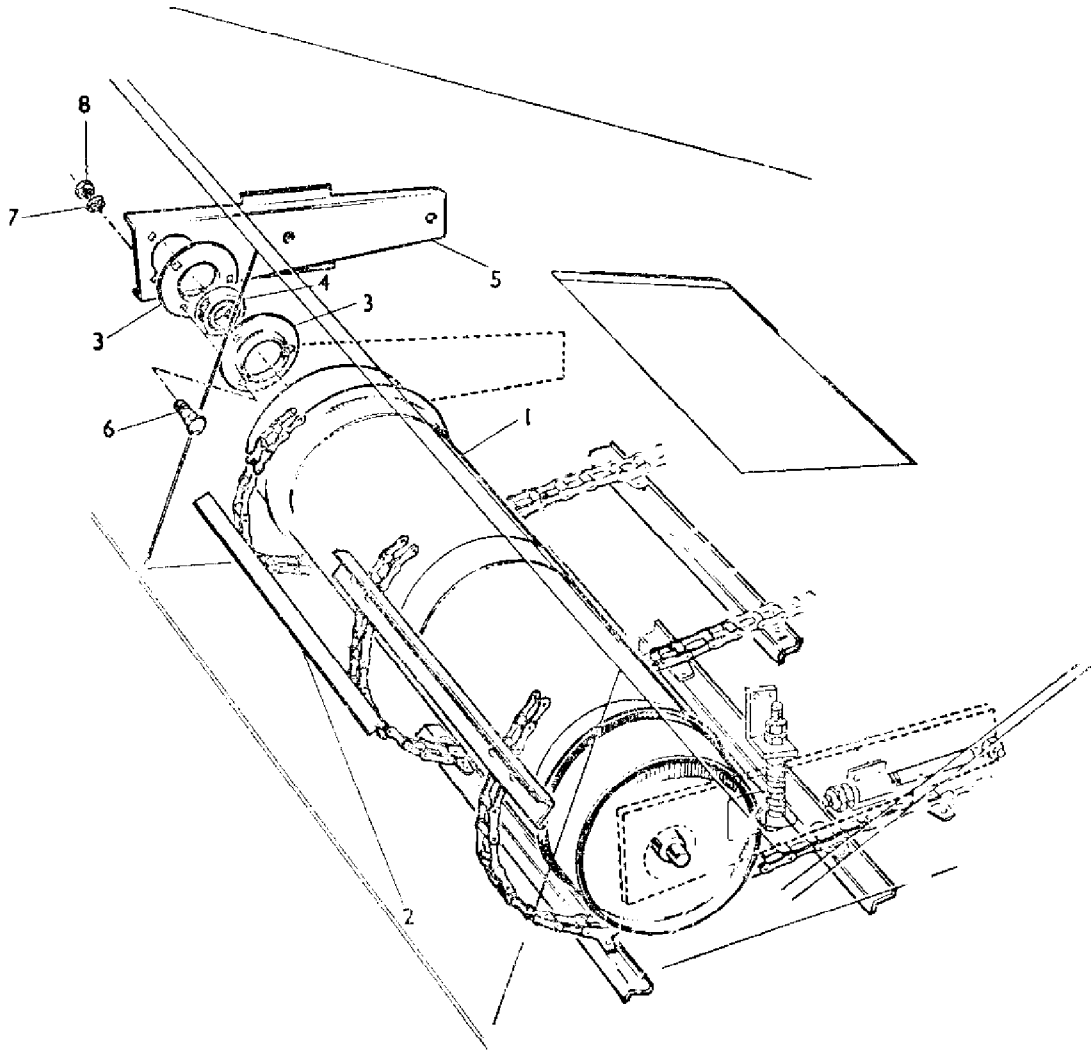
Item	Part Number	Qty	Part Description	Comments
				QUICK ATTACH
1	353609X1	1	Bolt	
2	353433X1	1	Lock Washer	
3	785896M1	1	Washer	
4	785897M1	1	Spacer	
5	785801M91	1	Tube	10'
	785802M91	1	Tube	12'
	785803M91	1	Tube	14'
6	785911M1	2	Bearing	
7	785898M1	1	Washer	
8	353519X1	12	Screw Unf	
	353446X1	12	Lock Washer	
9	785899M1	1	Nut	
10	785900M1	1	Washer	
11	785752M1	2	Bearing	
12	785737M91	1	Pulley	INCL. REF. 11
13	785901M1	1	Sprocket	Number of Teeth/Splines: 40
	785902M1	1	Sprocket	Number of Teeth/Splines: 69
14	353691X1	4	Screw Unc	
	353434X1	4	Lock Washer	
15	354746X1	1	Screw	
	359405X1	1	Washer	
	786446M1	1	Washer	
16	785843M91	1	Chain	
17	353543X1	1	Bolt Unf	
18	785844M1	1	Tightener	
19	787075M1	1	Washer	
	375109X1	1	Nut Unc	
20	353756X1	1	Washer	
	353434X1	1	Lock Washer	
	353430X1	1	Nut Unf	
21	353595X1	1	Screw Unf	
	353439X1	1	Lock Washer	
	353758X1	1	Washer	
22	787071M91	1	Bracket	
23	785845M91	1	Bracket	
24	787178M1	1	Washer	
25	787179M1	1	Washer	
26	353794X1	3	Bolt Unf	

---

26	353755X1	3	Washer	
	353446X1	3	Lock Washer	
	353916X1	3	Nut Unf	
27	353612X1	1	Screw Unf	
	353760X1	1	Flat Washers	
	353433X1	1	Lock Washer	
28	785671M1	1	Flange	
29	786241M1	1	Spring	
30	785894M91	1	Pulley Half	
	13811X	1	Grease Nipple	
31	785806M1	1	Belt	
32	785893M1	1	Pulley Half	
33	790844M2	2	Washer	
34	785890M1	1	Sprocket	Number of Teeth/Splines: 41
34	786147M1	1	Sprocket	Number of Teeth/Splines: 49
35	794504M91	1	Disc	
36	215873M1	5	Spring	
37	790845M1	5	Guide	
38	353756X1	5	Washer	
39	785891M1	5	Screw	
40	353755X1	4	Washer	
	353916X1	4	Nut Unf	
	353446X1	4	Lock Washer	
41	353792X1	4	Bolt Unf	
42	353763X1	1	Washer	
	353442X1	1	Washer	
	353920X1	1	Nut Unf	
43	785852M91	1	Plate	
44	375109X1	2	Nut Unc	
45	785797M1	1	Shaft	
46	785886M1	1	Seal	
47	785887M1	1	Seal	
48	785889M1	1	Housing	
49	785888M1	1	Seal	
50	785885M1	1	Bearing	
51	785882M91	1	Pulley Half	
52	13811X	1	Grease Nipple	
53	785735M91	1	Pulley Half	
54	785907M1	2	Bush	
55	785733M1	1	Washer	
56	785732M1	1	Sprocket	Number of Teeth/Splines: 13

---

ELEVATEUR A RECOLTE  
ELEVATOR TO CYLINDER  
"QUICK ATTACH"



67 — 89

AGCO Corporation  
Parts List Report

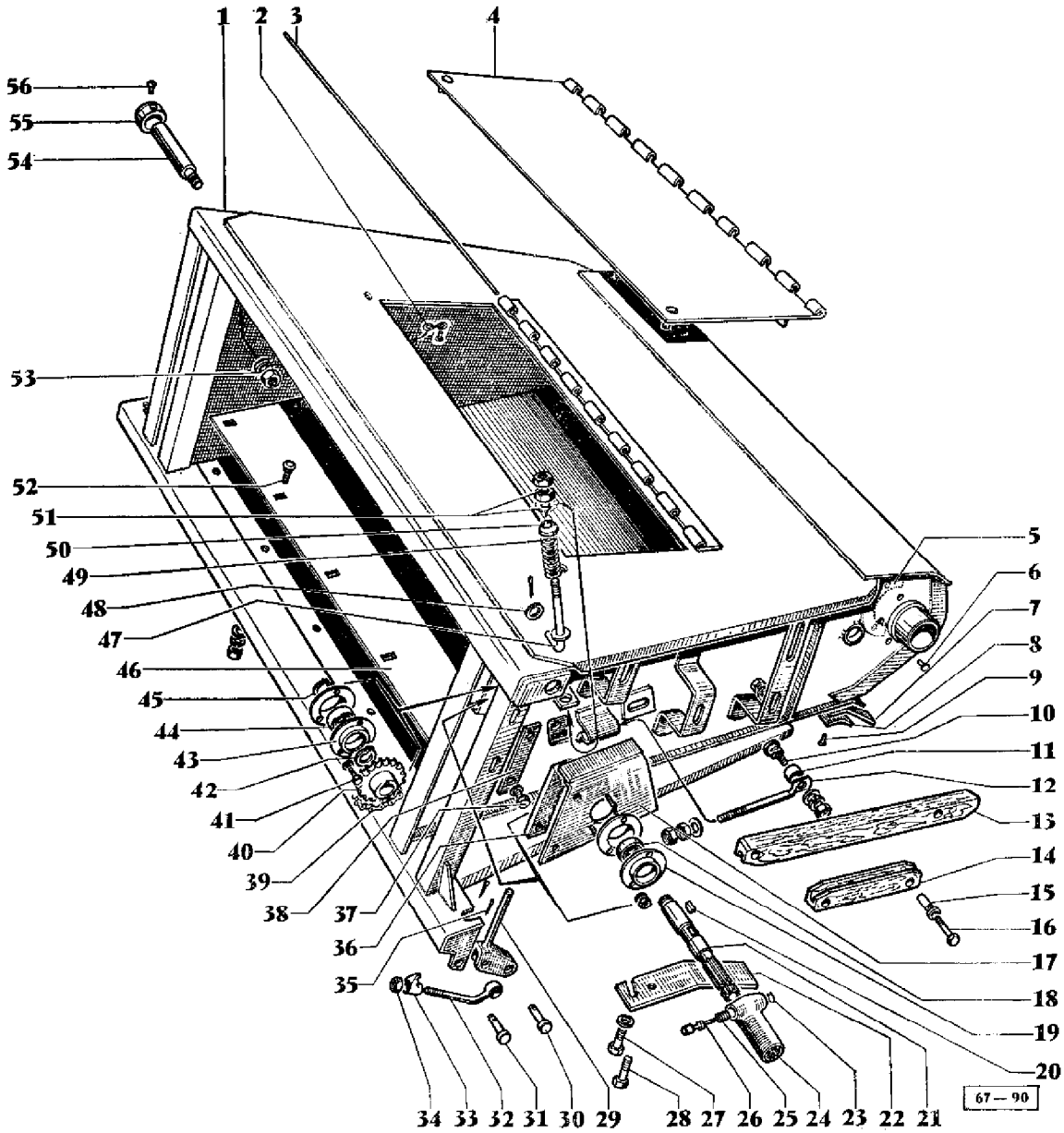
Massey Ferguson (Europe)

MF 510 COMBINE, ->|

Page 275 - ELEVATOR TO CYLINDER - QUICK ATTACH

Item	Part Number	Qty	Part Description	Comments
				QUICK ATTACH
1	226638M91	1	Drum	
2	796924M91	1	Chain	
	796921M1	34	Slat	
	12970X	136	Rivet	
	243503M91	1	Chain	Left Hand
	243504M91	1	Chain	
	243505M91	1	Chain	Right Hand
3	22286X	4	Flange	
4	831112M1	2	Bearing	
5	226636M91	2	Arm	
6	353792X1	6	Bolt Unf	
7	353446X1	6	Lock Washer	
8	353916X1	6	Nut Unf	

ELEVATEUR A RECOLTE - CAISSON  
 TABLE ELEVATOR - HOUSING  
 "QUICK ATTACH"



AGCO Corporation  
Parts List Report

Massey Ferguson (Europe)

MF 510 COMBINE, ->|

Page 276 - TABLE ELEVATOR HOUSING - QUICK ATTACH

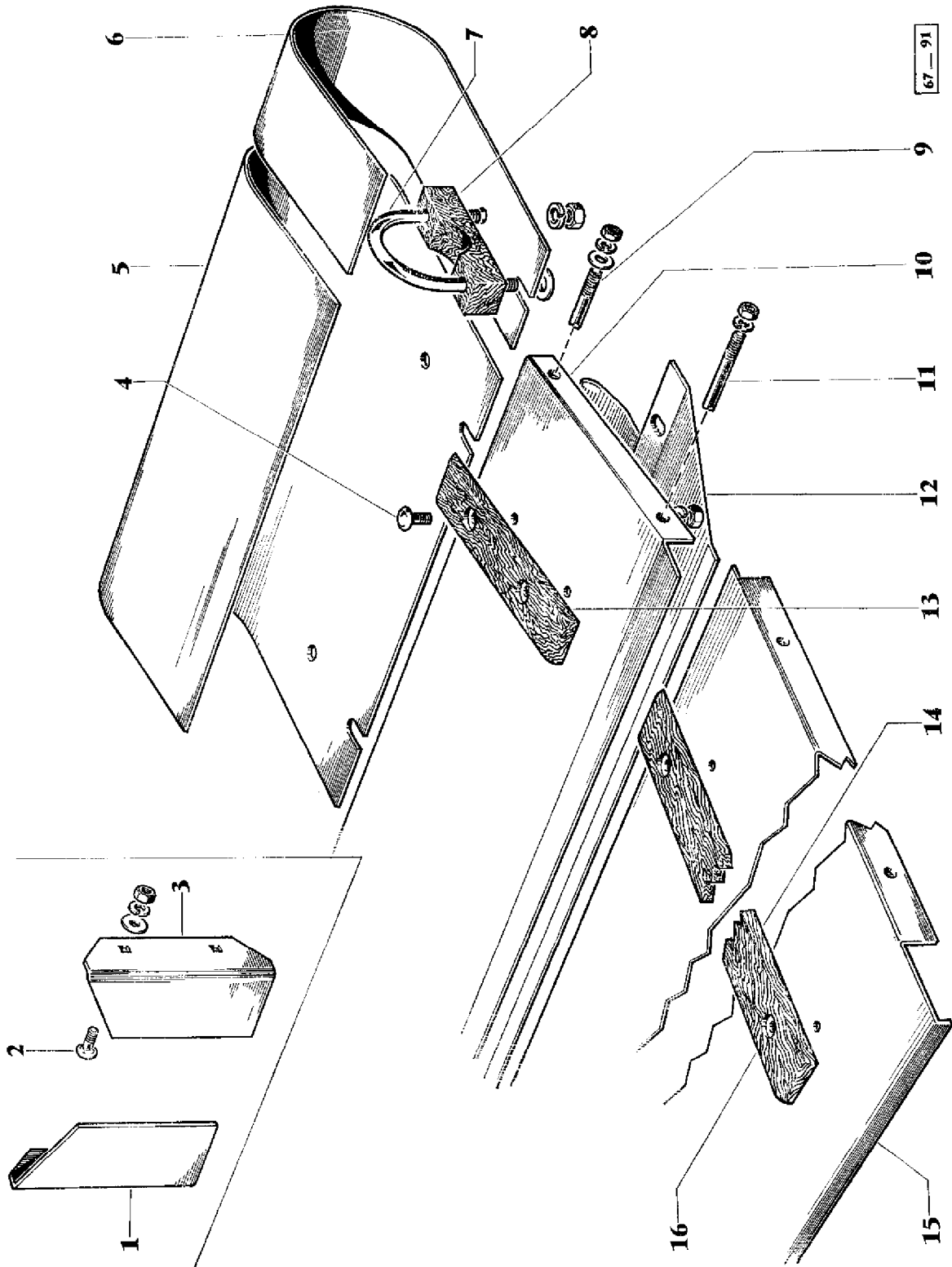
Item	Part Number	Qty	Part Description	Comments
1	786120M91	1	Elevator	QUICK ATTACH INCL. REF. 2 AND 5 TO 9
2	786141M1	1	Spring	
2	14027X	2	Rivet	
3	786756M1	1	Pin	
4	786047M91	1	Door	
5	233311M1	2	Cowl	
6	19654X	6	Rivet	Alternative
6	12446X	6	Rivet	Alternative
7	786136M1	1	Plate	
8	786135M1	1	Plate	
9	29114X	9	Rivet	
10	786094M1	2	Stud	
10	353760X1	2	Flat Washers	
10	353433X1	2	Lock Washer	
10	353427X1	2	Nut Unf	
11	360706X1	2	Spacer	
12	786095M1	2	Tightener	
12	353760X1	2	Flat Washers	
12	375112X1	4	Nut Unc	
13	786061M1	1	Guide	
14	796720M1	1	Tightener	
15	796717M1	4	Sleeve	
16	354505X1	4	Bolt Unf	
16	353756X1	8	Washer	
16	353431X1	4	Nut Unf	
17	786118M91	1	Bracket	
18	831822M1	1	Bearing	
19	541388M2	2	Flange	
19	353434X1	3	Lock Washer	
19	353431X1	3	Nut Unf	
20	2020X	1	Key	
21	786117M1	1	Shaft	
22	786100M1	1	Plate	Left Hand
22	786101M1	2	Strap	Right Hand
23	355908X1	1	Clip	
24	785952M1	1	Coupling	
25	229730M1	1	Spring	

---

26	786044M1	1	Pin
27	353519X1	3	Screw Unf
27	361228X1	3	Washer
28	353518X1	3	Screw Unf
29	786113M1	2	Lever
30	195350M1	2	Clevis Pin
30	354076X1	2	Pin
31	195352M1	2	Pin
32	786108M1	2	Bolt
33	786114M1	2	Knotter Hook
34	376811X1	2	Nut Unc
35	354076X1	2	Pin
36	786098M1	1	Plate
37	353537X1	2	Screw Unf
37	353434X1	2	Lock Washer
38	786097M1	1	Strip
39	786096M91	1	Chain
40	786041M91	1	Sprocket
41	353516X1	3	Screw Unf
41	353446X1	3	Lock Washer
42	354946X1	1	Ring
43	22691X	2	Flange
44	831087M1	1	Bearing
45	623247M1	1	Circlip
46	786143M1	1	Plate
47	792435M91	2	Support
48	353760X1	2	Flat Washers
48	353076X1	2	Cotter
49	224131M1	2	Spring
50	831127M1	2	Washer
51	353760X1	2	Flat Washers
51	375112X1	4	Nut Unc
52	353783X1	10	Bolt Unf
52	376394X1	5	Washer
52	353441X1	10	Lock Washer
52	353918X1	10	Nut Unf
53	355646X1	2	Nut Unf
53	353443X1	2	Washer
54	786046M1	2	Clevis Pin
55	786490M1	2	Guide
56	354126X1	2	Screw Unc

---

JEU ANTI-ENROULEMENT  
ANTIWIND KIT  
"QUICK ATTACH"

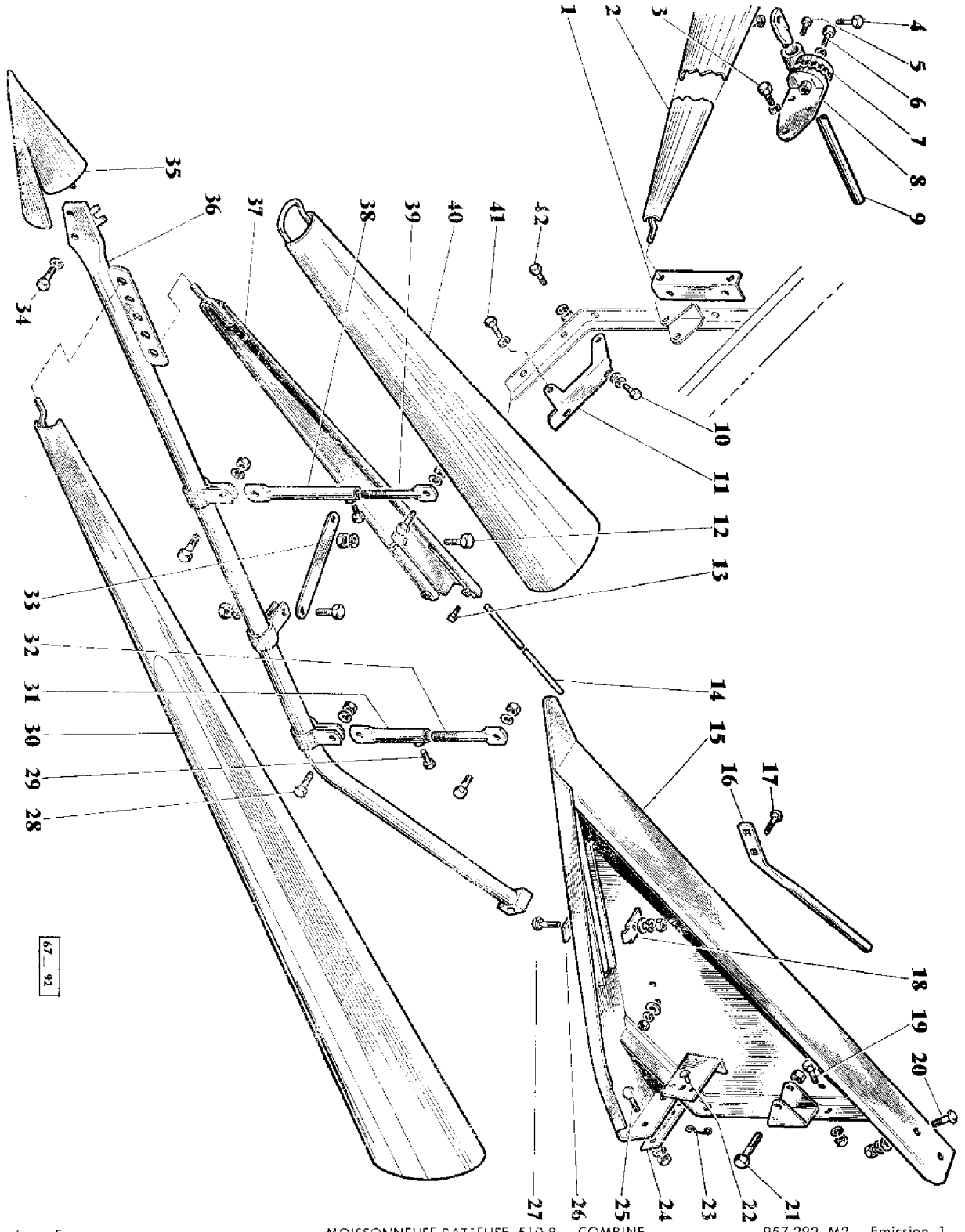


AGCO Corporation  
Parts List Report

Massey Ferguson (Europe)  
MF 510 COMBINE, ->|  
Page 280 - ANTIWIND KIT - QUICK ATTACH

Item	Part Number	Qty	Part Description	Comments
				QUICK ATTACH
1	786643M1	1	Cutoff	Right Hand
2	353793X1	4	Bolt Unf	
	355618X1	4	Washer	
	353446X1	4	Lock Washer	
	353916X1	4	Nut Unf	
3	786644M1	1	Cutoff	Left Hand
4	353791X1	12	Bolt Unf	
	353446X1	12	Lock Washer	
	353916X1	12	Nut Unf	
5	785525M1	2	Shield	
6	785526M1	2	Shield	
7	364547X1	2	Bolt	
	353756X1	6	Washer	
	353434X1	12	Lock Washer	
	353431X1	12	Nut Unf	
8	243072M1	6	Bracket	
9	786642M1	2	Stud	
	355619X1	4	Washer	
	353434X1	4	Lock Washer	
	353431X1	4	Nut Unf	
10	785530M91	1	Partition	REAR
11	786642M1	2	Stud	
	353434X1	4	Lock Washer	
	353431X1	4	Nut Unf	
12	785527M91	1	Partition	
13	240665M1	3	Strip	
14	785535M1	3	Strip	
15	785532M91	1	Partition	
17	786640M91	1	Kit, Anti-Wind	INCL. REF. 1 TO 16

**DIVISEURS**  
A : gauche - B : droit  
**DIVIDERS**  
A : left - B : right  
"QUICK ATTACH"



AGCO Corporation  
Parts List Report

Massey Ferguson (Europe)  
MF 510 COMBINE, ->|  
Page 283 - DIVIDERS - QUICK ATTACH

Item	Part Number	Qty	Part Description	Comments
				QUICK ATTACH
1	786884M1	1	Plate	(B)
2	786743M91	1	Segment	(B)
	786944M91	1	Fender	INCL. REF. 1 TO 9 (B)
3	353446X1	3	Lock Washer	(B)
	353676X1	3	Screw Unc	(B)
4	353559X1	1	Screw Unf	(B)
	353432X1	1	Lock Washer	(B)
	353426X1	1	Nut Unf	(B)
5	354485X1	1	Screw Unc	(B)
6	353432X1	1	Lock Washer	(B)
	353702X1	1	Bolt Unc	(B)
7	786887M1	1	Adjuster	(B)
8	786886M1	1	Adjuster	(B)
9	786885M1	1	Tube	(B)
10	353502X1	2	Screw Unf	(B)
	353754X1	2	Washer	(B)
	353441X1	2	Lock Washer	(B)
11	785498M1	1	Guard	(B)
12	353559X1	1	Screw Unf	(A, B)
	353432X1	1	Lock Washer	(A, B)
	353426X1	1	Nut Unf	(A, B)
13	353517X1	2	Screw Unf	(A, B)
14	790508M1	2	Rod	(A, B)
15	785506M91	1	Divider	INCL. REF. 22 AND 23 (A) Left Hand
	785470M91	1	Divider	(B) Right Hand
16	786598M1	1	Deflector	(A, B)
17	353791X1	2	Bolt Unf	(A, B)
	353802X1	2	Bolt Unf	(A, B)
	353446X1	2	Lock Washer	(A, B)
	353916X1	2	Nut Unf	(A, B)
18	785499M1	1	Plate	(A, B)
19	353518X1	4	Screw Unf	(A)
	353517X1	4	Screw Unf	(B)
	353446X1	4	Lock Washer	(A, B)

---

19	353916X1	4	Nut Unf	(A, B)
20	353793X1	2	Bolt Unf	(A, B)
	353755X1	2	Washer	(A, B)
	353446X1	2	Lock Washer	(A, B)
	353916X1	2	Nut Unf	(A, B)
21	353549X1	1	Bolt Unf	(A, B)
	376448X1	1	Nut Unf	(A, B)
22	16862X	2	Rivet	(A)
23	785601M1	1	Spring	(A)
24	787126M1	1	Plate	(A)
25	353796X1	2	Bolt Unf	(A)
	353795X1	2	Bolt Unf	(B)
25	353446X1	2	Lock Washer	(A, B)
	353916X1	2	Nut Unf	(A, B)
26	785502M1	1	Plate	(A, B)
27	353812X1	1	Bolt Unf	(A, B)
	353434X1	1	Lock Washer	(A, B)
	353431X1	1	Nut Unf	(A, B)
28	353563X1	5	Bolt Unf	(A, B)
	353432X1	5	Lock Washer	(A, B)
	353426X1	5	Nut Unf	(A, B)
29	353558X1	2	Screw Unf	(A, B)
30	786743M91	1	Segment	(A, B)
31	785486M91	1	Tube	(A, B)
32	785485M1	1	Tube	(A, B)
33	785494M1	1	Strap	(A, B)
34	353517X1	2	Screw Unf	(A, B)
	353446X1	2	Lock Washer	(A, B)
35	787082M91	1	Shoe	(A, B)
36	787080M91	1	Tube	(A, B)
	785724M1	3	Clamp	(A, B)
37	786742M91	1	Segment	(A, B)
38	785491M91	1	Tube	(A, B)
39	785490M1	1	Tube	(A, B)
40	786769M91	1	Segment	(A)
	786877M91	1	Segment	(B)
41	353502X1	1	Screw Unf	(B)
	353441X1	1	Lock Washer	(B)
42	353502X1	1	Screw Unf	(B)
42	353441X1	1	Lock Washer	(B)
	353918X1	1	Nut Unf	(B)
43	785757M91	1	Divider	INCL. REF 1 TO 21 AND 25 TO 42 Right Hand (B)
43	785756M91	1	Divider	INCL. REF. 1 TO 21

---

---

AND 25 TO 42

Left Hand

(A)

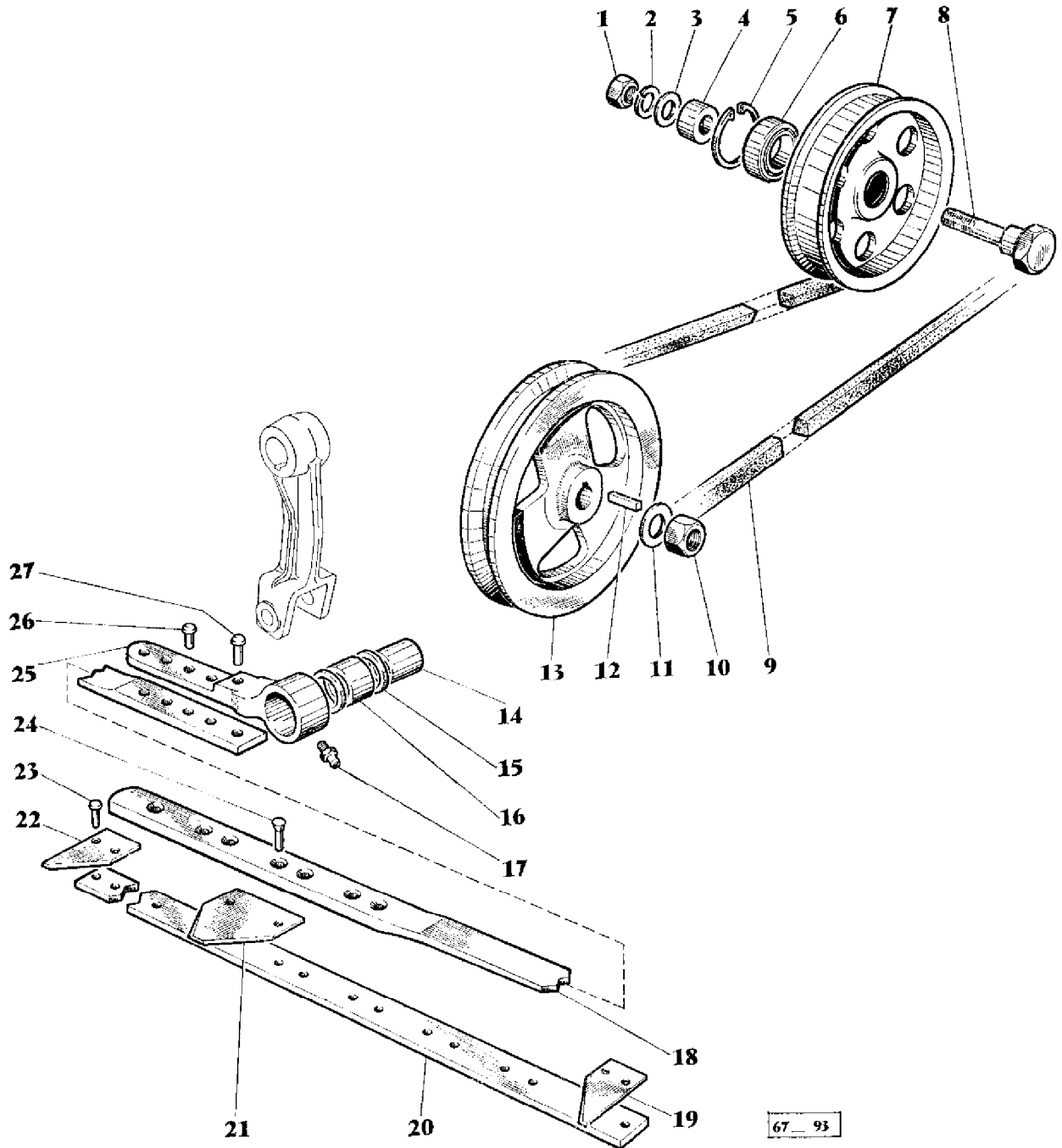
(A)

LEFT

(B)

---

LAME ET COMMANDE DE LAME  
 KNIFE AND DRIVE ARRANGEMENT  
 "QUICK ATTACH"



67 - 93

AGCO Corporation  
Parts List Report

Massey Ferguson (Europe)

MF 510 COMBINE, ->|

Page 287 - KNIFE AND DRIVE ARRANGEMENT - QUICK ATTACH

Item	Part Number	Qty	Part Description	Comments
				QUICK ATTACH
1	353427X1	1	Nut Unf	
2	353433X1	1	Lock Washer	
3	353760X1	1	Flat Washers	
4	786039M1	1	Spacer	
5	208230M1	1	Ring	
6	22258X	1	Bearing Assy	
7	213736M1	1	Pulley	
8	227964M1	1	Bolt	
9	785585M1	1	Belt	
10	353427X1	1	Nut Unf	
11	833196M1	1	Washer	
12	10721X	1	Key	
13	236258M2	1	Pulley	
14	239242M1	1	Roller	
15	831225M1	2	Seal	
16	833083M1	1	Bearing Needle	
17	13811X	1	Grease Nipple	
18	785583M1	1	Spring	
19	647116M1	1	Section	Left Hand
20	785582M1	1	Stem	10'
	234660M1	1	Knife Back	12'
	234661M1	1	Knife Back	14'
21	206236M1	39	Section	10'
	206236M1	47	Section	12'
	206236M1	55	Section	14'
22	790863M1	1	Section	Right Hand
23	10404X	74	Rivet	10'
	10404X	90	Rivet	12'
	10404X	106	Rivet	14'
24	10410X	8	Rivet	
25	785484M1	1	Knife Head	
	785572M91	1	Knife	10'
				INCL. REF. 14 TO 27
	785574M91	1	Knife	12'
				INCL. REF. 14 TO 27
	785576M91	1	Knife	14'
				INC. REF. 14 TO 27
26	29140X	4	Rivet	

---

---

27

29142X

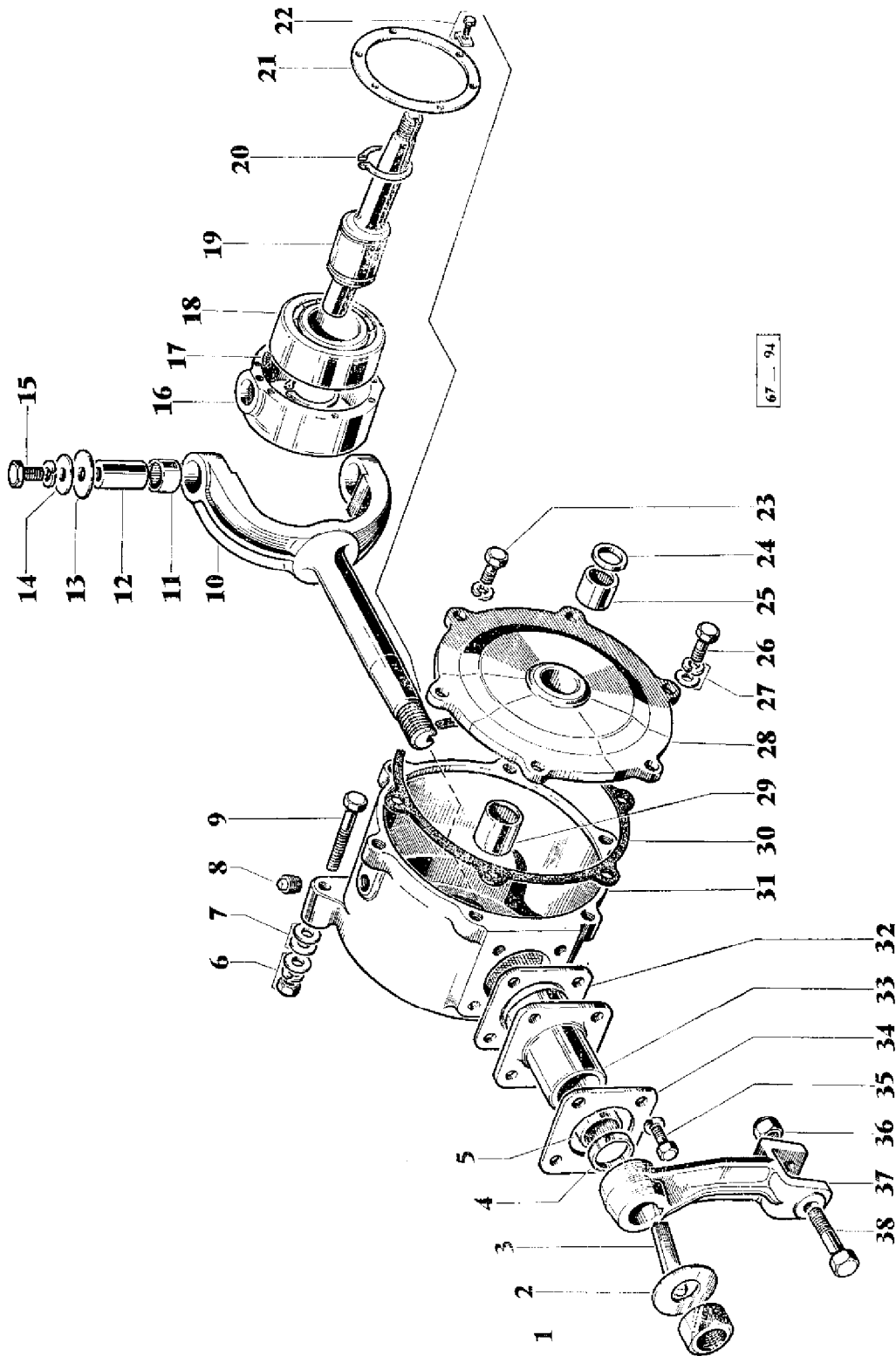
1

Rivet

---

---

COMMANDE DE LAME  
DRIVE ARRANGEMENT  
"QUICK ATTACH"



AGCO Corporation  
Parts List Report

Massey Ferguson (Europe)

MF 510 COMBINE, ->|

Page 288 - DRIVE ARRANGEMENT - QUICK ATTACH

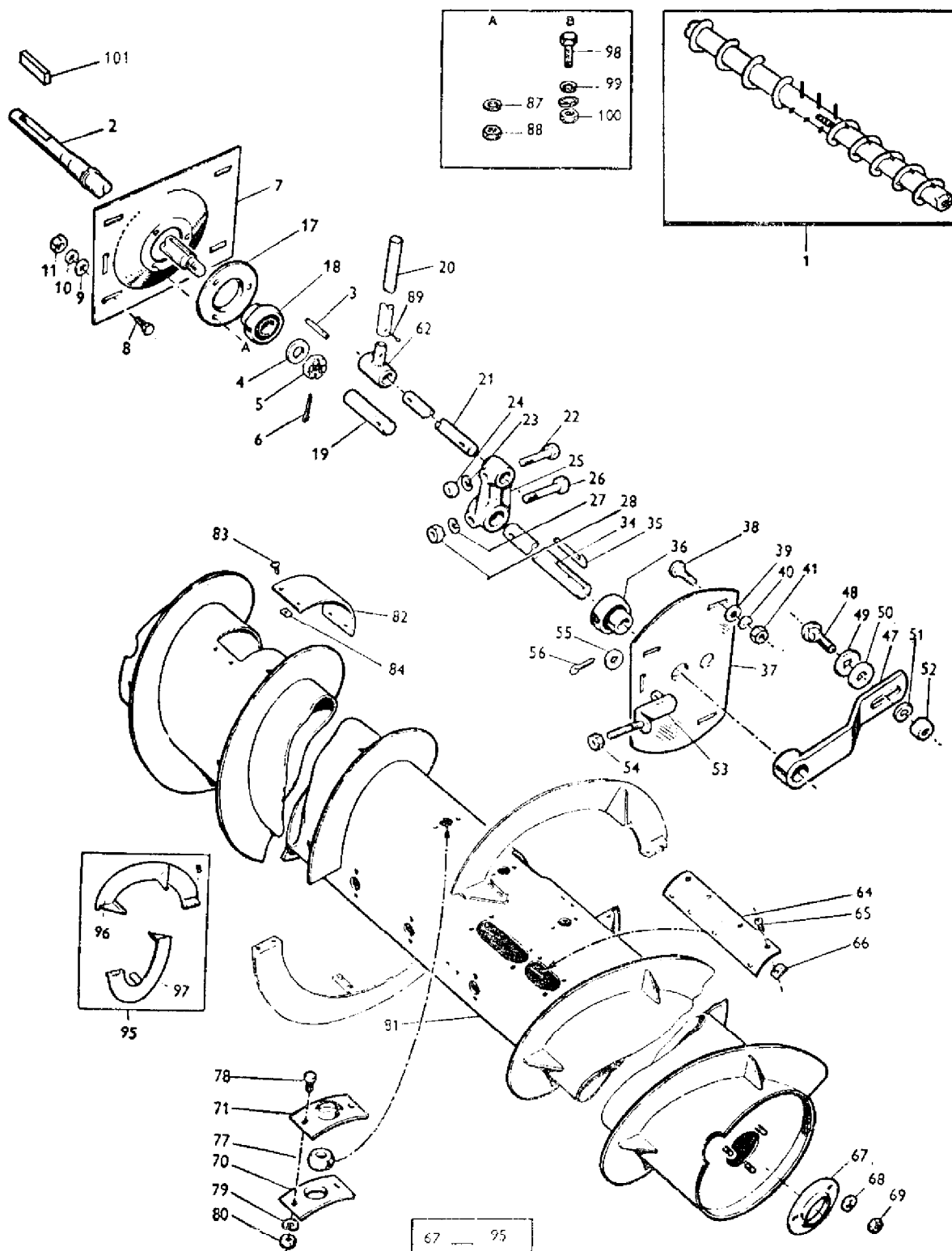
Item	Part Number	Qty	Part Description	Comments
				QUICK ATTACH
1	355646X1	1	Nut Unf	
2	239497M1	1	Washer	
3	49378X	1	Key	
4	831225M1	2	Seal	
5	831224M1	2	Needle	
6	353757X1	2	Washer	
6	353432X1	2	Lock Washer	
6	353426X1	2	Nut Unf	
7	353757X1	2	Washer	ON AN AVERAGE
7	361096X1	2	Washer	ON AN AVERAGE
8	375181X1	2	Plug	
9	353569X1	2	Bolt Unf	
10	236569M2	1	Yoke	
11	832879M1	2	Bearing	
12	239438M1	2	Pin	
13	236584M1	2	Bearing	
14	363332X1	4	Washer	
15	353665X1	2	Screw Unc	
15	353441X1	4	Lock Washer	
16	239865M1	1	Bearing	
17	364656X	2	Screw	
18	833309M1	1	Bearing	
19	239598M2	1	Shaft	
20	364553X1	2	Ring	
21	236576M1	1	Plate	
22	353666X1	6	Screw Unc	
22	236578M2	6	Clip	
23	353678X1	4	Screw Unc	
23	353446X1	2	Lock Washer	
24	831135M1	2	Seal	
25	353243X1	1	Bearing Assy	
26	353679X1	2	Screw Unc	
27	353446X1	2	Lock Washer	
27	353755X1	4	Washer	
28	236568M1	1	Cover	
29	831823M1	1	Bearing Assy	
30	236567M1	1	Gasket	
31	236566M1	1	Housing	

---

31	239731M93	1	Housing	INCL. REF. 1, 2, 4, 5, 8 AND 10 TO 33 CHANGE FOR HOUSING ASSEMBLY
32	236579M1	1	Gasket	
33	236581M2	1	Housing	
34	785613M1		Spacer	ON AN AVERAGE
35	353699X1	4	Screw Unc	
35	353432X1	4	Lock Washer	
36	376449X1	1	Nut Unf	
37	239160M2	1	Arm	
38	238499M1	1	Bolt	

---

**VIS D'ALIMENTATION  
TABLE AUGER  
"QUICK ATTACH"**



AGCO Corporation  
Parts List Report

Massey Ferguson (Europe)  
MF 510 COMBINE, ->|  
Page 291 - TABLE AUGER - QUICK ATTACH

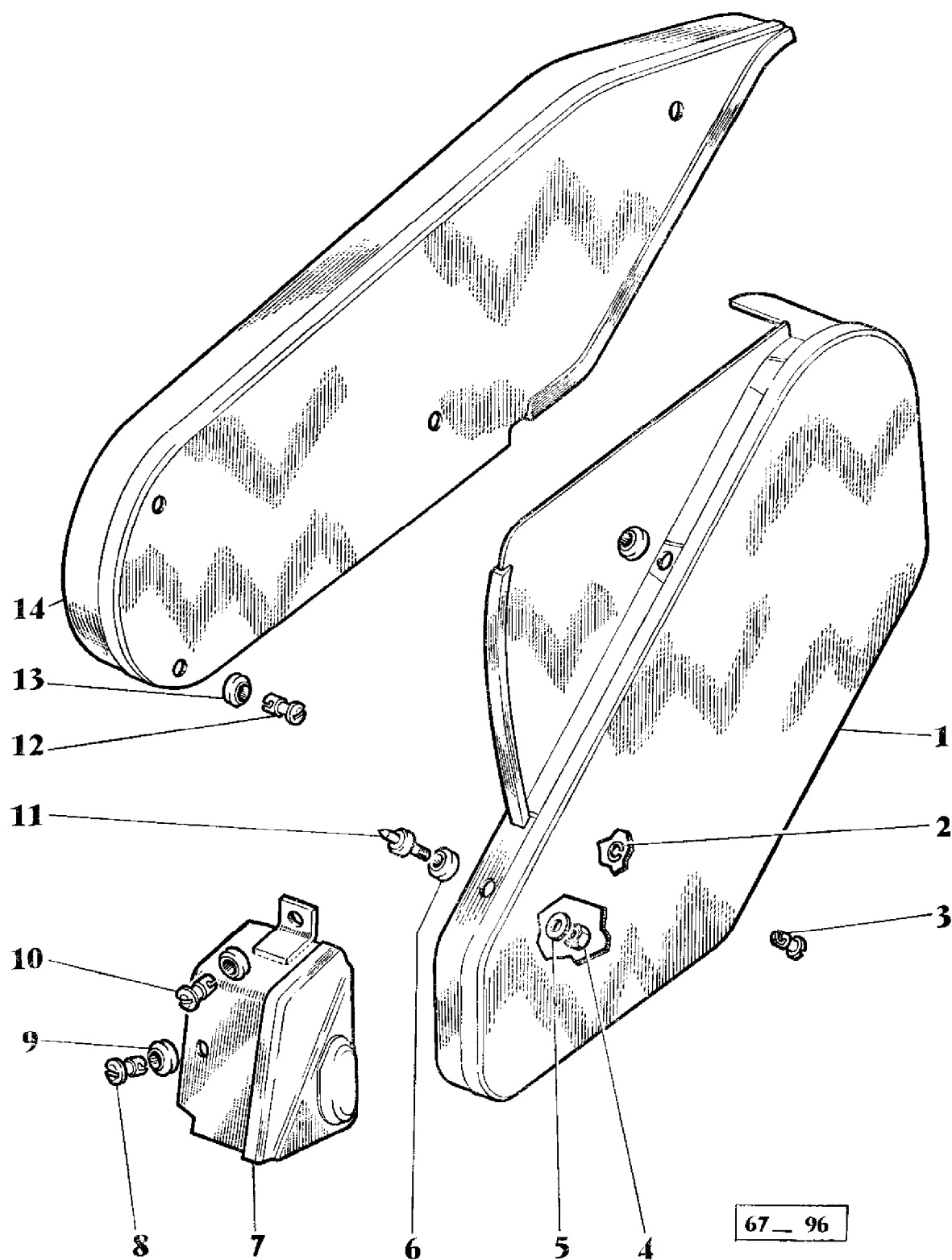
Item	Part Number	Qty	Part Description	Comments
				QUICK ATTACH
1	785935M91	1	Auger	10' INCL. REF. 2 TO 89
	785936M91	1	Auger	14' INCL. REF. 2 TO 89
	910524M91	1	Auger	12' INCL. REF. 2 TO 89
2	785892M1	1	Shaft	
3	MP1397	1	Key Door	
4	353763X1	1	Washer	
5	353929X1	1	Nut Unf	
6	353071X1	1	Pin	
7	785943M91	1	Plate	
8	353792X1	4	Bolt Unf	
9	376818X1	1	Washer	
10	353446X1	4	Lock Washer	
11	353916X1	4	Nut Unf	
17	791385M1	1	Flange	
	794616M1	1	Flange	
18	791386M1	1	Bearing	
19	228025M1	1	Shaft	
20	794790M1	13	Finger	
21	796563M1	1	Shaft	
22	353527X1	2	Screw	
23	353446X1	2	Lock Washer	
24	353916X1	2	Nut Unf	
25	228026M1	2	Crank	
26	353548X1	2	Bolt Unf	
27	353434X1	2	Lock Washer	
28	353431X1	2	Nut Unf	
34	7796558M1	1	Shaft	Right Hand 10'
	796559M1	1	Shaft	Right Hand 12'
	796560M1		Shaft	Right Hand 14'
35	MP1101	1	Key Door	
36	353134X1	3	Bearing Assy	
37	785945M1	1	Plate	

---

38	353792X1	4	Bolt Unf	
39	376818X1	4	Washer	
40	353446X1	4	Lock Washer	
41	353916X1	4	Nut Unf	
47	226631M91	1	Arm	
48	353827X1	1	Bolt Unf	
49	19691X	2	Washer	
50	353727X1	1	Screw Unc	
51	353432X1	1	Lock Washer	
52	353426X1	1	Nut Unf	
53	791220M91	2	Bolt	
54	353916X1	4	Nut Unf	
55	10986X	2	Washer	
56	354057X1	2	Pin	
62	796562M1	13	Holder	
64	796604M1	4	Cover	
65	355862X1	16	Screw	
66	355861X1	16	Nut	
67	22691X	6	Flange	
68	353434X1	9	Lock Washer	
69	355566X1	9	Nut Unc	
70	219439M2	13	Flange	
71	219440M3	13	Socket	
77	785455M1	13	Ball	
78	353502X1	26	Screw Unf	
79	353441X1	26	Lock Washer	
80	353918X1	26	Nut Unf	
81	796619M91	1	Screw	10'
	796620M91	1	Auger	12'
	910515M91	1	Table	14'
82	792462M1	1	Cover	
83	355862X1	4	Screw	
84	355861X1	4	Nut	
87	353434X1	3	Lock Washer	
88	355566X1	3	Nut Unc	
89	363792X1	13	Pin	
95		2	Auger	INCL. REF. 96 TO 100
96	796609M91	1	Extension	Right Hand
97	796611M91	1	Extension	Left Hand
98	353516X1	8	Screw Unf	
99	353446X1	8	Lock Washer	
99	353755X1	8	Washer	
100	353916X1	8	Nut Unf	
101	785668M1	1	Key Door	

---

GARANTS DE TABLE  
 GUARD ASSEMBLIES TABLE  
 "QUICK ATTACH"



67 - 96

AGCO Corporation  
Parts List Report

Massey Ferguson (Europe)

MF 510 COMBINE, ->|

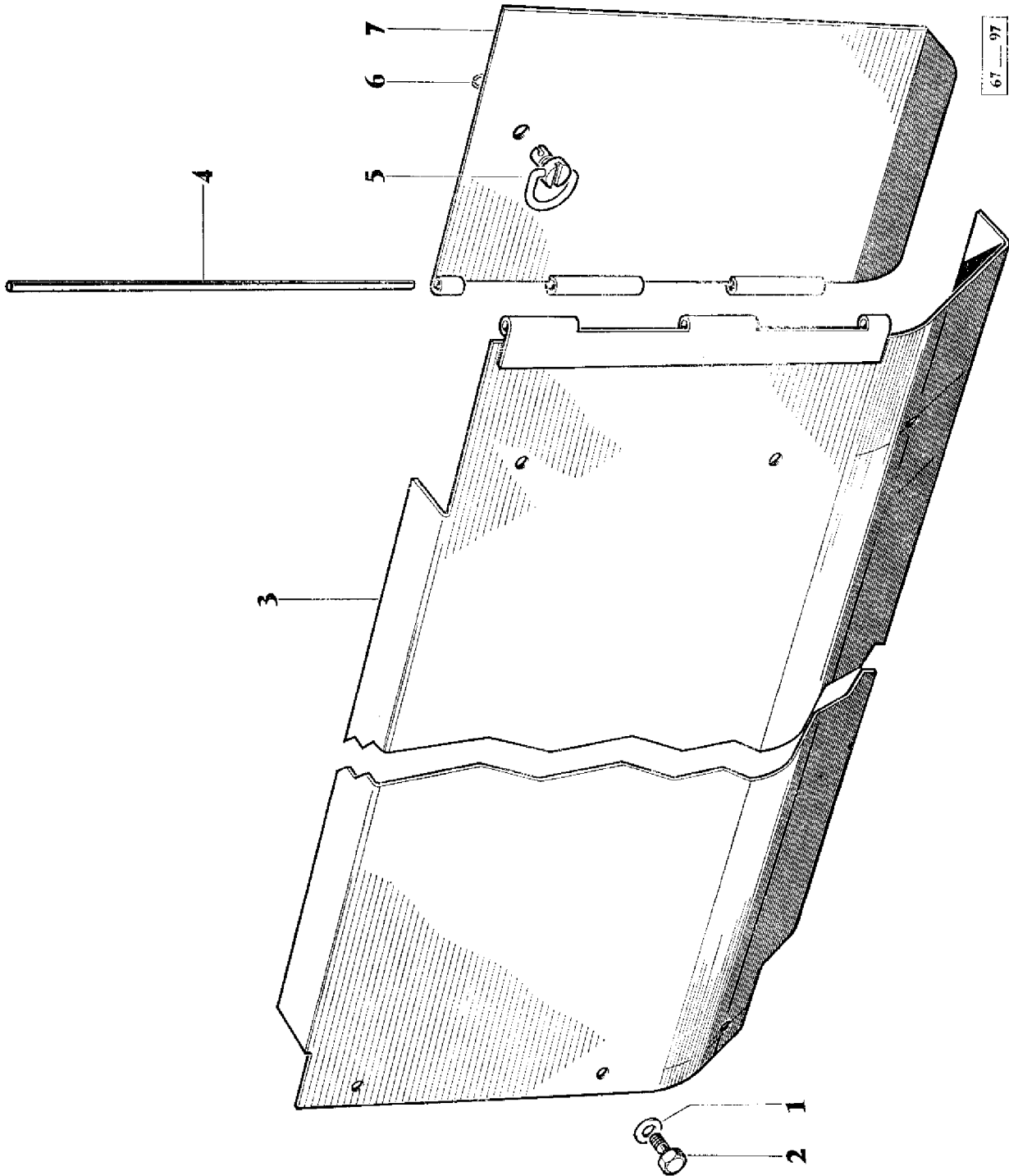
Page 295 - GUARD ASSEMBLIES TABLE - QUICK ATTACH

---

Item	Part Number	Qty	Part Description	Comments
				QUICK ATTACH
1	786444M91	1	Guard	INCL. REF. 2, 3, 6
2	786454M1	1	Ring	
3	786455M1	1	Stud	
4	353431X1	1	Nut Unf	
5	353756X1	1	Washer	
6	786453M1	2	Grommet	
7	786440M91	1	Guard	INCL. REF. 8, 9, 10
8	786437M1	1	Stud	
9	828301M1	2	Grommet	
10	786455M1	1	Stud	
11	786489M1	1	Pin	
12	786437M1	4	Stud	
13	828301M1	4	Grommet	
14	786434M91	1	Guard	INCL. REF. 12 AND 13

---

GARANT POUR ARBRE ARRIERE (Vis de table)  
GUARD REAR SHAFT  
"QUICK ATTACH"



AGCO Corporation  
Parts List Report

Massey Ferguson (Europe)

MF 510 COMBINE, ->|

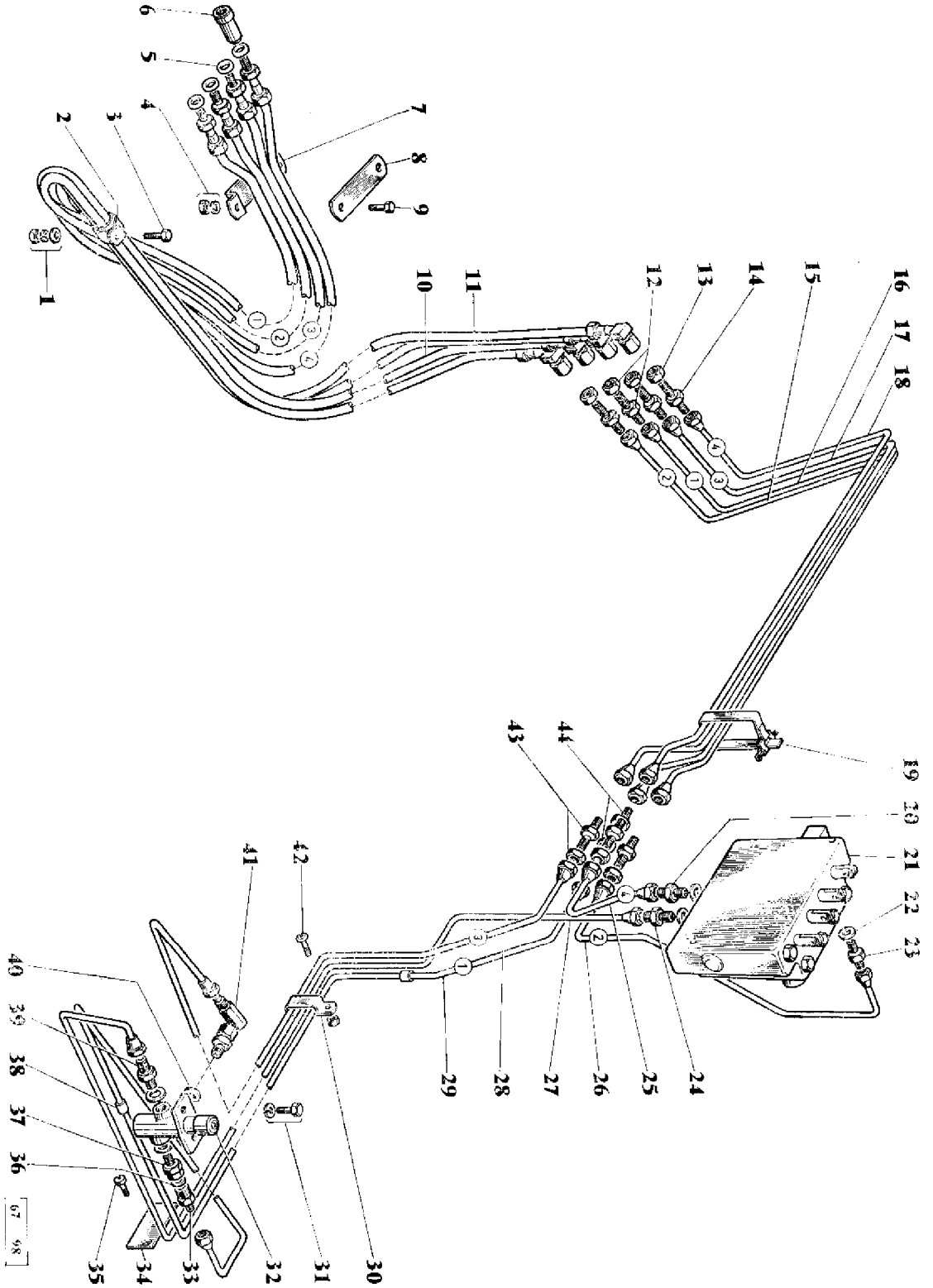
Page 296 - GUARD REAR SHAFT - QUICK ATTACH

---

Item	Part Number	Qty	Part Description	Comments
				QUICK ATTACH
1	353754X1	6	Washer	
2	353501X1	6	Screw Unf	
3	786476M91	1	Guard	10' INCL. REF. 3 TO 7
3	786477M91	1	Guard	12' INCL. REF. 3 TO 7
3	786478M91	1	Guard	14' INCL. REF. 3 TO 7
4	786483M1	1	Rod	
5	786486M1	1	Stud	
6	786485M1	1	Ring	
7	786484M1	1	Cowl	

---

HYDRAULIQUE VERS TABLE  
HYDRAULIC TO TABLE  
"QUICK ATTACH"



AGCO Corporation  
Parts List Report

Massey Ferguson (Europe)

MF 510 COMBINE, ->|

Page 299 - HYDRAULIC TO TABLE - QUICK ATTACH

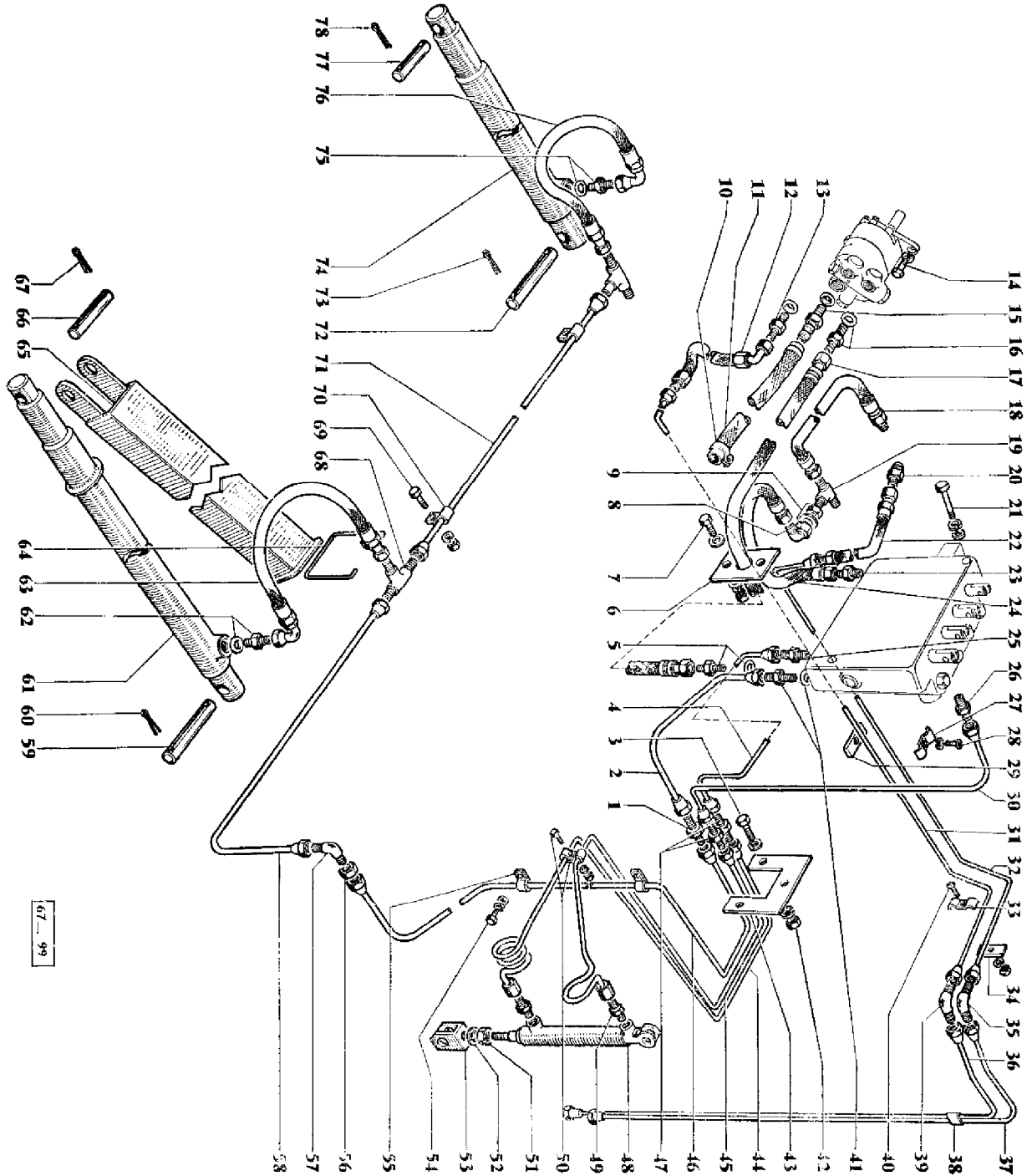
Item	Part Number	Qty	Part Description	Comments
				QUICK ATTACH
1	355617X1	2	Washer	
	353441X1	2	Lock Washer	
	353918X1	2	Nut Unf	
2	786836M1	2	Clip	
3	353502X1	2	Screw Unf	
4	353441X1	2	Lock Washer	
	353918X1	2	Nut Unf	
5	831452M1	4	O Ring	
6	786725M91	4	Coupling	
7	786835M1	1	Clip	
8	786834M1	1	Plate	
9	353501X1	2	Screw Unf	
10	786822M91	1	Hose	
11	786821M91	3	Hose	
12	356264X1	1	Union	
	356612X1	1	Nut	
13	355830X1	3	Locknut	
14	356266X1	3	Union	
15	786799M91	1	Tube	
16	786807M91	1	Tube	
17	786803M91	1	Tube	
18	786795M91	1	Tube	
19	880067M1	2	Clip	
	910163M1	2	Clamp	
				Alternative 880067M1
20	360202X91	1	Connector	
	831497M1	1	O Ring	
21	911180M91	1	Valve	See Page/Reference Number 315
22	831497M1	1	O Ring	
23	360202X91	1	Connector	INCL. REF. NO. 22
24	360202M91	1	Union	
	831497M1	1	O Ring	
25	786779M91	1	Tube	
26	786791M91	1	Tube	
27	786819M91	1	Tube	
28	786815M91	1	Tube	
29	786817M91	1	Tube	
30	787109M1	3	Clip	

---

31	353517X1	2	Screw Unf	
	353446X1	2	Lock Washer	
32	785642M91	1	Valve	See Page/Reference Number 217
33	787061M91	1	Restrictor	
	790888M1	1	Adaptor	
	787060M1	1	Restrictor	
	790889M1	1	Plug	
34	787108M1	1	Plate	
35	361329X1	2	Screw	
36	825484M1	1	Washer	
37	790891M1	1	Adaptor	
	826238M1	1	Seal	
38	786423M1	5	Sleeve	
39	377080X1	1	Adaptor	Alternative 338497X1
	338497X1	1	Union	
	826238M1	1	Seal	
40	826238M1	1	Seal	
41	790966M91	1	Elbow	
42	355124X1	3	Screw Unc	
	354120X1	3	Nut	
43	356266X1	3	Union	
	355830X1	3	Locknut	
44	356264X1	1	Union	
	356612X1	1	Nut	

---

HYDRAULIQUE - TABLE, VARIATEUR, DIRECTION  
HYDRAULIC - TABLE, VARIATOR, STEERING  
"QUICK ATTACH"



AGCO Corporation  
Parts List Report

Massey Ferguson (Europe)

MF 510 COMBINE, ->|

Page 303 - HYDRAULIC - TABLE, VARIATOR, STEERING - QUICK ATTACH

Item	Part Number	Qty	Part Description	Comments
				QUICK ATTACH
1	356860X1	1	Union	
2	786940M91	1	Tube	
3	353517X1	3	Screw Unf	
	353755X1	3	Washer	
4	786015M91	1	Tube	
5	832475M91	1	Union	
	831497M1	1	O Ring	
6	233239M1	1	Seal	
7	353517X1	2	Screw Unf	
	353755X1	4	Washer	
	353446X1	2	Lock Washer	
	353916X1	2	Nut Unf	
8	785959M1	1	Union	
9	355574X1	1	Nut Unf	
	353763X1	1	Washer	
10	359488X1	2	Clamp	
11	833813M1	1	Hydr Hose	
12	832499M1	1	Hydr Hose	
13	835091M91	1	Connector	
	831452M1	1	O Ring	
14	353692X1	2	Screw Unc	
	353434X1	2	Lock Washer	
15	244186M1	1	Connection	
	835025M1	1	O Ring	
16	835013M91	1	Union	
	835024M1	1	O Ring	
17	785960M1	1	Hydr Hose	
18	832511M1	1	Hydr Hose	
19	361192X1	1	Teepiece	
20	832185M1	1	Connection	
21	353529X1	2	Bolt Unf	
	353446X1	2	Lock Washer	
	353755X1	2	Washer	
22	832497M1	1	Hydr Hose	
24	785995M1	1	Hose	
	785958M91	1	Hydr Hose	INCL. REF. 8, 23 AND 24
25	895665M91	1	Union	

---

26	895665M91	1	Union	
27	216908M1	2	Clamp	
28	353988X1	2	Screw Unc	
	353441X1	2	Lock Washer	
29	232255M1	2	Pad	
30	785968M91	1	Tube	
31	234989M1	1	Tube	
32	234988M1	1	Tube	
33	216908M1	1	Clamp	
34	216909M2	1	Strip	
35	356375X1	1	Elbow	
36	240341M1	1	Tube	
37	240342M1	1	Tube	
38	363413X1	1	Clip	
39	356375X1	1	Elbow	
40	353991X1	1	Screw	
	353441X1	1	Lock Washer	
	354121X1	1	Nut	
41	358743X91	1	Union	
	831497M1	1	O Ring	
42	353446X1	3	Lock Washer	
	353916X1	3	Nut Unf	
43	794174M1	1	Plate	
44	786733M91	1	Tube	
45	786735M91	1	Tube	
46	910733M91	1	Tube	
47	356857X1	2	Union	
48	795513M91	1	Cylinder	
49	786825M1	2	Adaptor	
	356293X1	2	Union	Alternative 786825M1
50	360031X1	2	Clip	
	353516X1	1	Screw Unf	
	353446X1	1	Lock Washer	
	353916X1	1	Nut Unf	
51	353438X1	1	Nut Unf	
52	355637X1	1	Washer	
53	240361M1	1	Clevis	
54	355125X1	2	Screw	
	353445X1	2	Lock Washer	
	353755X1	2	Washer	
55	360711X1	2	Clip	
56	356614X1	1	Nut Unf	
57	361194X1	1	Elbow	
58	233234M1	1	Tube	
59	793445M1	1	Clevis Pin	
60	354091X1	2	Pin	

---

---

61	785949M91	1	Cylinder	Left Hand
62	358743X91	1	Union	
	831497M1	1	O Ring	
63	833371M1	1	Hydr Hose	
64	786537M1	1	Cradle	
65	786536M91	1	Table	
66	786540M1	1	Pin	
67	354091X1	2	Pin	
68	356560X1	2	Teepiece	
69	353517X1	2	Screw Unf	
	353446X1	2	Lock Washer	
	353916X1	2	Nut Unf	
70	360711X1	2	Clip	
71	230770M1	1	Tube	
72	793445M1	1	Clevis Pin	
73	354091X1	2	Pin	
74	785950M91	1	Ram	Right Hand
75	358743X91	1	Union	
	831497M1	1	O Ring	
76	833371M1	1	Hydr Hose	
77	786541M1	1	Pin	
78	354091X1	2	Pin	

---



AGCO Corporation  
Parts List Report

Massey Ferguson (Europe)

MF 510 COMBINE, ->|

Page 308 - HYDRAULIC - SPOUT UNLOADER - QUICK ATTACH

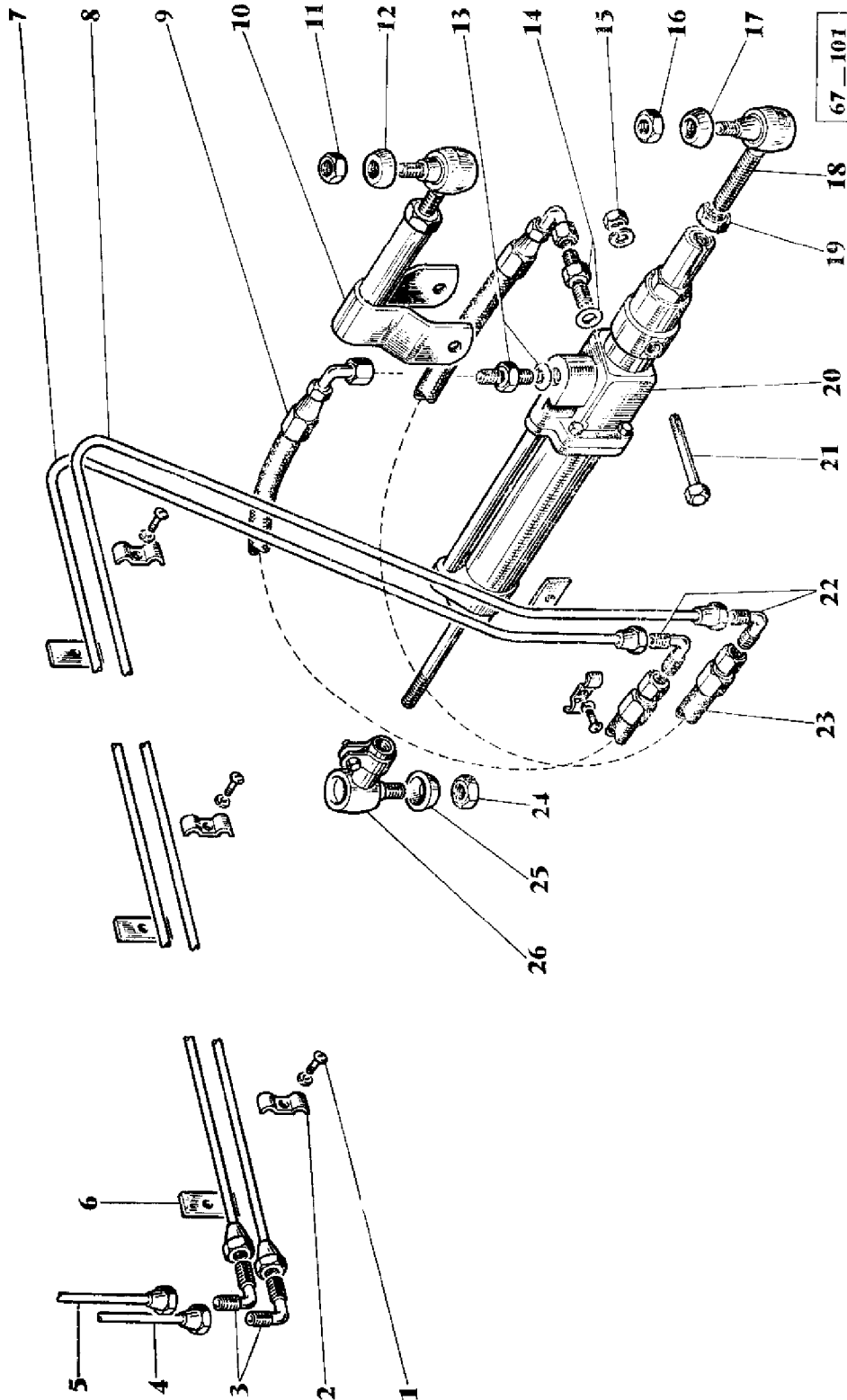
Item	Part Number	Qty	Part Description	Comments
				QUICK ATTACH
1	361191X1	1	Bush	
2	361196X1	1	Pin	
3	353753X1	2	Washer	
4	354039X1	2	Cotter	
5	360643X1	2	Clip	
6	911057M1	1	Arm	
7	11943X	1	Pin	
8	785966M1	1	Hydr Hose	
9	240362M1	1	Tube	
10	356266X1	1	Union	
11	355833X1	1	Washer	
12	355830X1	1	Locknut	
13	353759X1	1	Washer	
14	832201M1	1	Connector	
15	230799M1	1	Tube	
16	360710X1	2	Clip	
17	353793X1	2	Bolt Unf	
	355538X1	2	Washer	
	353446X1	2	Lock Washer	
	353916X1	2	Nut Unf	
18	832507M1	1	Hydr Hose	
19	354192X1	1	Pin	
20	832499M1	1	Hydr Hose	
21	832201M1	1	Connector	
22	353438X1	1	Nut Unf	
23	354192X1	1	Pin	
24	226846M1	1	Swivel	
25	354059X1	1	Pin	
26	353774X1	1	Washer	
27	795512M91	1	Ram	See Page/Reference Number 214
28	354059X1	1	Pin	
29	353759X1	1	Washer	
30	355830X1	1	Locknut	
31	355833X1	1	Washer	
32	356266X1	1	Union	
33	240340M1	1	Tube	
34	360202X91	1	Connector	
	831497M1	1	O Ring	

---

35	832475M91	1	Union	
	831497M1	1	O Ring	
36	205612M1	1	Knob	
37	11943X	1	Pin	
38	911056M91	1	Lever	
39	911055M1	1	Shaft	
40	360202X91	1	Connector	
	831497M1	1	O Ring	
41	832475M91	1	Union	
	831497M1	1	O Ring	
42	243017M92	1	Valve	See Page/Reference Number 214
43	353529X1	1	Bolt Unf	
	353446X1	2	Lock Washer	
	353916X1	2	Nut Unf	
44	353527X1	1	Screw	
45	361192X1	1	Teepiece	
46	833238M1	1	Hydr Hose	
47	911180M91	1	Valve	See Page/Reference Number 315

---

HYDRAULIQUE - DIRECTION ASSISTEE  
 HYDRAULIC - POWER STEERING  
 "QUICK ATTACH"



AGCO Corporation  
Parts List Report

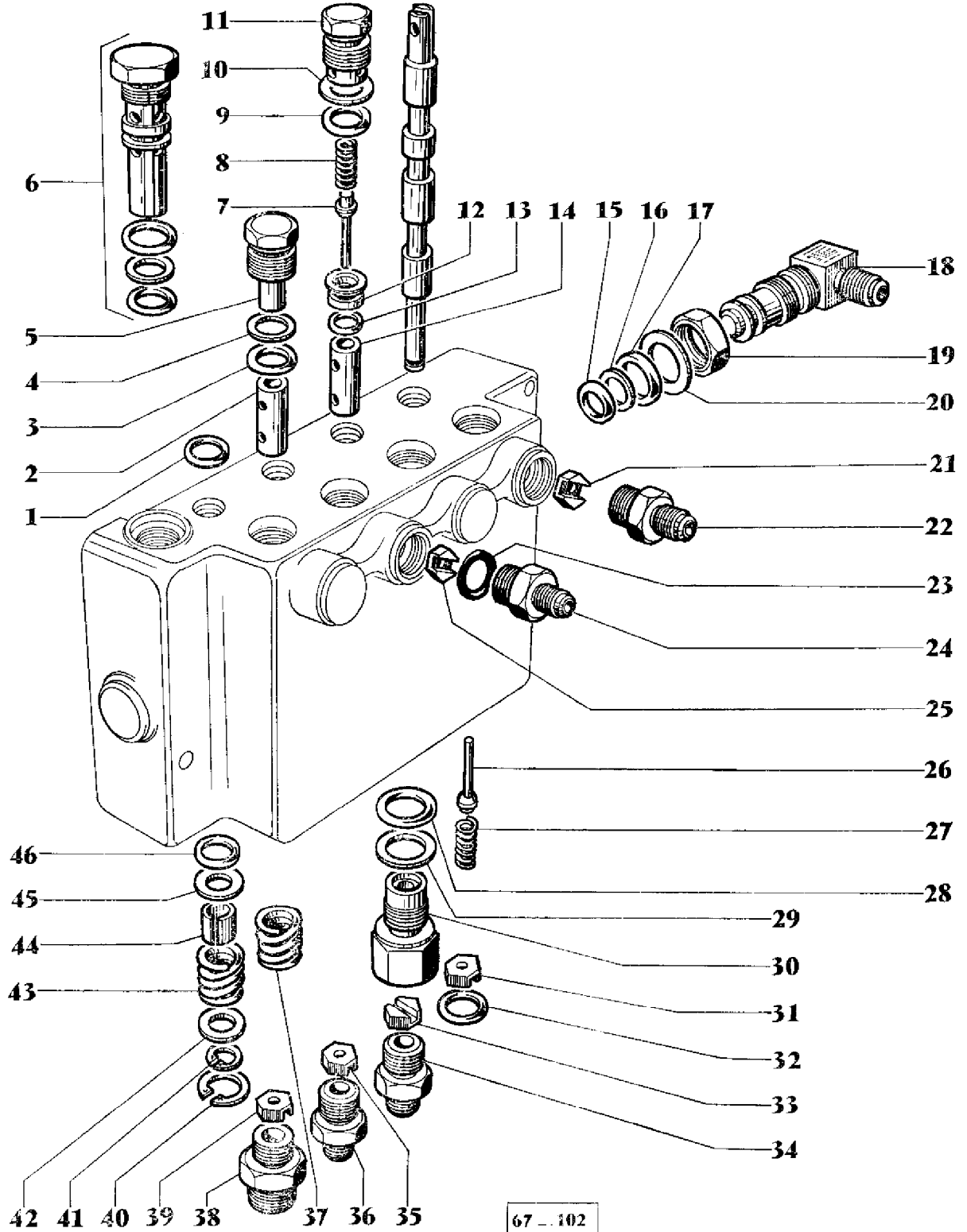
Massey Ferguson (Europe)

MF 510 COMBINE, ->|

Page 312 - HYDRAULIC - POWER STEERING - QUICK ATTACH

Item	Part Number	Qty	Part Description	Comments
				QUICK ATTACH
1	353990X1	4	Screw Unc	
	353441X1	4	Lock Washer	
2	216908M1	4	Clamp	
3	356375X1	2	Elbow	
4	240341M1	1	Tube	
5	240342M1	1	Tube	
6	216909M2	4	Strip	
7	240343M1	1	Tube	
8	240344M1	1	Tube	
9	833536M1	1	Hydr Hose	
10	240560M91	1	Bail	
11	195262M1	1	Nut	
12	890124M2	1	Seal	
13	835091M91	1	Connector	
	831452M1	1	O Ring	
14	835091M91	1	Connector	
	831452M1	1	O Ring	
15	353431X1	1	Nut Unf	
	353434X1	1	Lock Washer	
16	195262M1	1	Nut	
17	890124M2	1	Seal	
18	182534M91	1	End	
19	832073M1	1	Nut	
20	910047M92	1	Valve	See Page/Reference Number 226
21	354506X1	1	Bolt	
22	356375X1	2	Elbow	
23	833537M1	1	Hydr Hose	
24	195262M1	1	Nut	
25	890124M2	1	Seal	
26	832687M91	1	End	

**DISTRIBUTEUR HYDRAULIQUE A QUATRE TIROIRS**  
**FOUR SPOOL UNI - BODY VALVE**  
**"QUICK ATTACH"**



67 - 102

AGCO Corporation  
Parts List Report

Massey Ferguson (Europe)

MF 510 COMBINE, ->|

Page 315 - FOUR SPOOL UNI - BODY VALVE - QUICK ATTACH

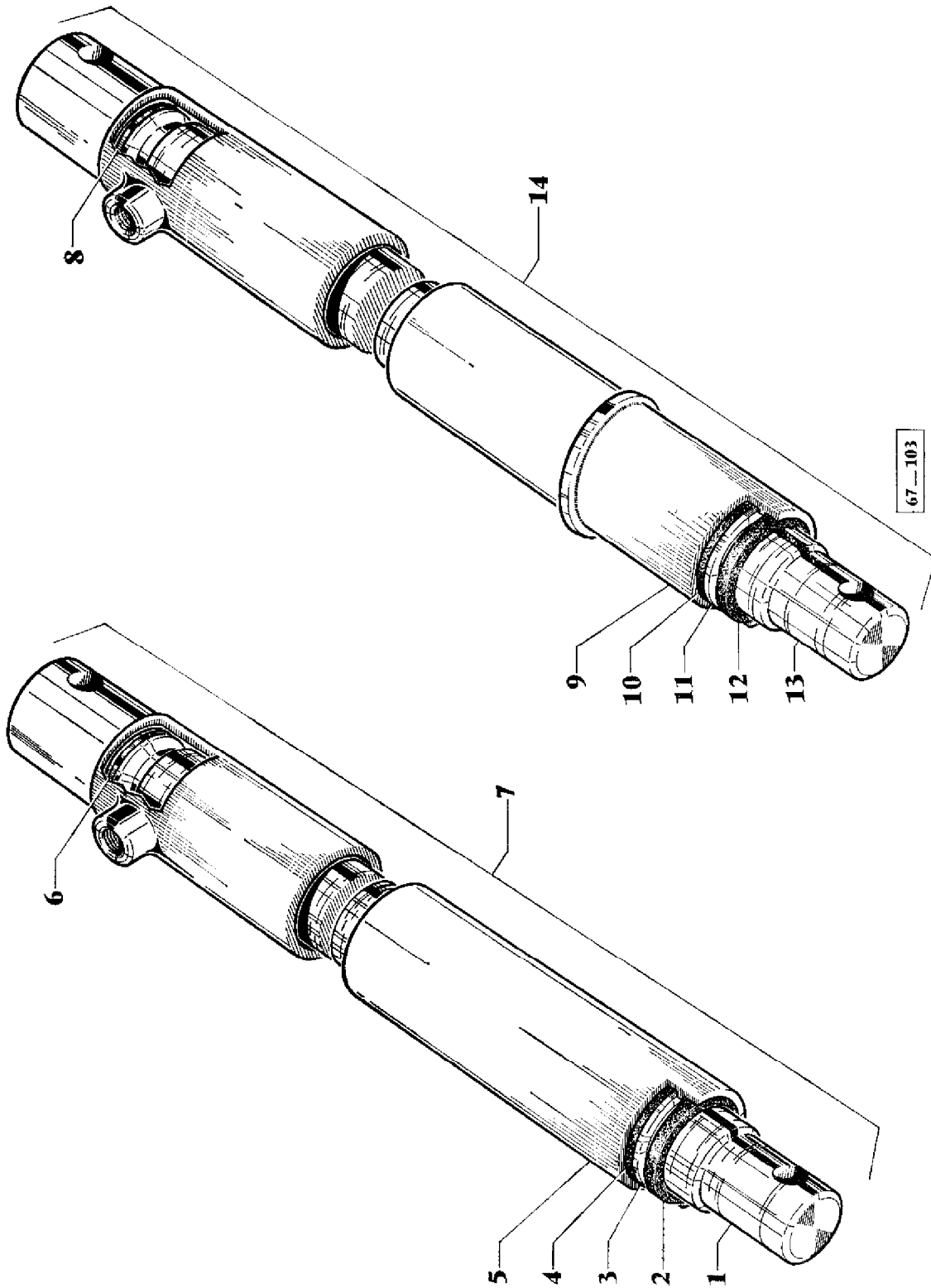
Item	Part Number	Qty	Part Description	Comments
				QUICK ATTACH
1	851258M1	4	O Ring	
2	1033023M1	2	Plunger	
3	851134M1	1	O Ring	
4	1883109M1	1	Washer	
5	1031807M91	2	Plug	INCL. REF. 3 AND 4
6	1023302M91	1	Valve	
7	1508873M91	2	Poppet	
8	1508874M1	2	Spring	
9	851134M1	1	O Ring	
10	1883109M1	1	Washer	
11	1031808M91	2	Plug	INCL. REF. 9 AND 10
12	1031809M91	2	Seat	INCL. REF. 13
13	196055M1	1	Ring	
14	1509485M1	2	Plunger	
15	831285M1	1	Ring	
16	1884849M1	1	Washer	
17	851134M1	1	O Ring	
18	1884774M91	1	Plug	INCL. REF. 15 TO 20
19	1884851M1	1	Nut	
20	1884852M1	1	Washer	
21	1020288M1	1	Orifice Plate	
22	360202X91	1	Connector	
23	831497M1	2	O Ring	
24	895665M91	1	Union	
25	1020286M1	1	Orifice Plate	
26	1508873M91	4	Poppet	
27	1508874M1	4	Spring	
28	851134M1	1	O Ring	
29	1883109M1	1	Washer	
30	1031803M91	4	Plug	INCL. REF. 28 AND 29
31	1020286M1	1	Orifice Plate	
32	831497M1	4	O Ring	
33	1020288M1	1	Orifice Plate	
34	360202X91	2	Connector	
35	1020287M1	1	Orifice Plate	
36	895665M91	1	Union	
37	1031800M1	3	Spring	
38	842475M91	1	Connector	

---

39	1025480M1	1	Orifice Plate	
40	22091X	4	Circlip	
41	1509489M1	4	Ring	
42	1085792M1	4	Washer	
43	1884854M1	1	Spring	
44	1031801M1	4	Spacer	
45	1085792M1	4	Washer	
46	364568X1	4	Seal	
47	911180M91	1	Valve Body	INCL. REF. 1 TO 46
48	1810095M91	X	Kit, Repair	INCL. REF. 1, 3, 4, 7, 9, 10, 13, 17, 23, 26, 28, 29, 32, 41 AND 46

---

VERINS - RELEVAGE DE TABLE  
 RAMS - TABLE LIFT  
 "QUICK ATTACH"



AGCO Corporation  
Parts List Report

Massey Ferguson (Europe)

MF 510 COMBINE, ->|

Page 316 - RAMS - TABLE LIFT - QUICK ATTACH

---

Item	Part Number	Qty	Part Description	Comments
				QUICK ATTACH
1	1884848M1	1	Rod	
1	1754914M1	1	Bush	
3	1025564M1	1	Washer	
4	832140M1	1	Pin	
5	1884847M91	1	Barrel	
6	1020302M1	1	Ring	
7	785950M91	1	Ram	INCL. REF. 1 TO 6
8	1020302M1	1	Ring	
9	1884846M91	1	Barrel	
10	832140M1	1	Pin	
11	1025564M1	1	Washer	
12	1754914M1	1	Bush	
13	1884848M1	1	Rod	
14	785949M91	1	Ram	Left Hand INCL. REF. 8 TO 13

---