

CLAAS SPARE PARTS LIST

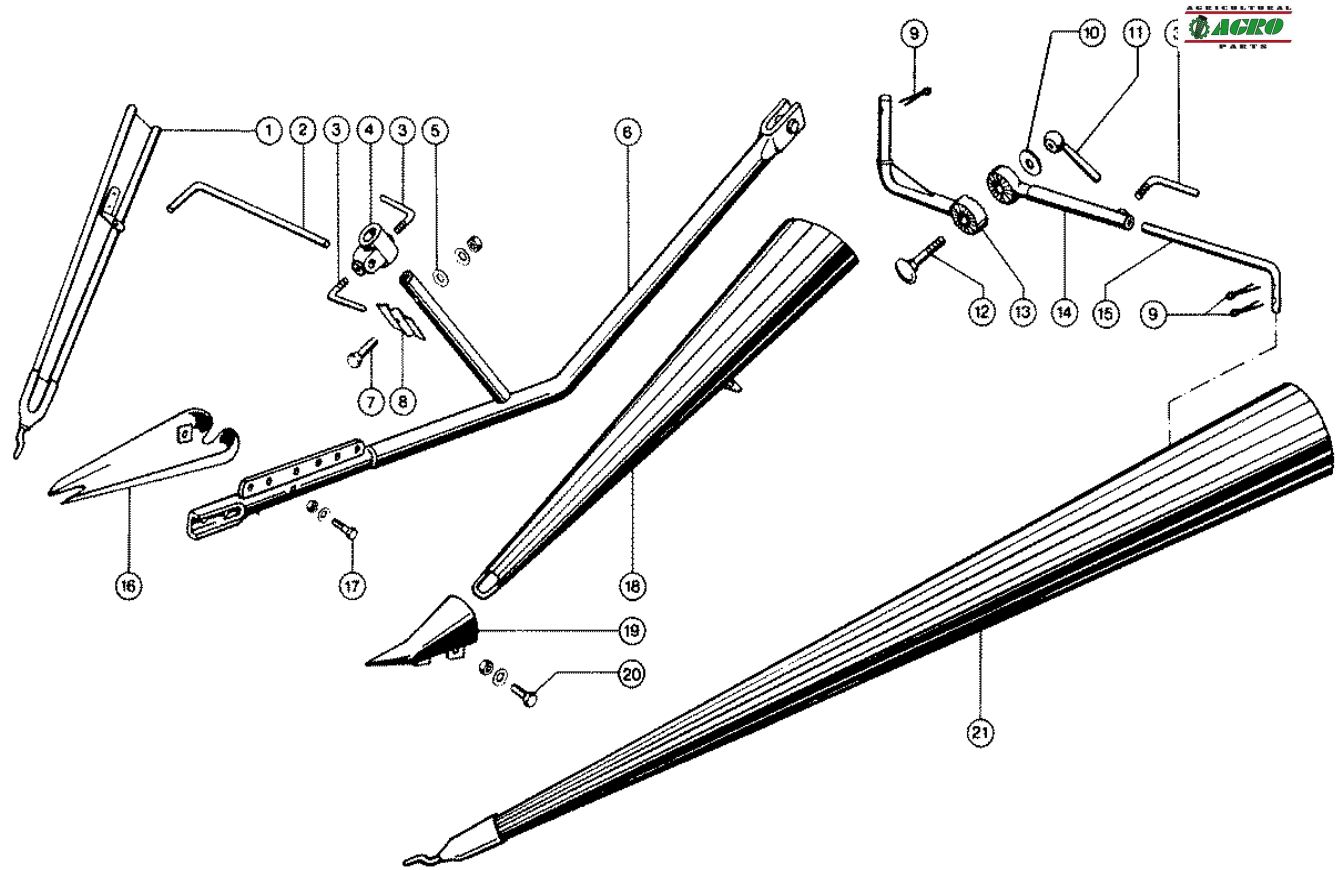
11.01.2008
Sheet 1
DOMINATOR 38

Characteristic: **DIVIDER, WITH 2,4 M CUTTERBAR**

Illustration: **001**



Pos.	Part-No.	Description	DIN	Dimension	Qty.	Remark
1	000 235 358 0	Flat head bolt	Din603	m 8x 40	4	
1	000 236 170 0	Hexagonal nut	Iso4032	M8	4	
1	000 239 387 0	Contact washer		A 8	4	
2	000 236 096 0	Split pin	I1234	5 X 28	6	
3	000 789 347 0	Support			2	
4	000 609 861 0	Adjusting tube		330 lang	2	
5	000 237 439 0	Hexagonal screw	Iso4017	M08x16	4	
5	000 236 170 0	Hexagonal nut	Iso4032	M8	4	
5	000 239 387 0	Contact washer		A 8	4	
6	000 789 344 0	Supporting plate			2	
7	000 789 348 0	Support			2	
8	000 500 924 2	Toggle bolt		m 12	6	
9	000 238 998 0	Flat head bolt	Din603	M12x 40	2	
9	000 236 172 0	Hexagonal nut	Iso4032	M12	2	
9	000 239 389 0	Contact washer		A12	2	
10	000 609 873 0	Connector			2	
11	000 789 342 0	Attaching metal			2	
12	000 789 340 0	Deflector			2	
13	000 674 389 3	Centr. separat.		1160 lang	2	
14	000 520 020 0	Divider point		.	2	
15	000 237 383 0	Hexagonal screw	Iso4017	M10x25	4	
15	000 236 171 0	Hexagonal nut	Iso4032	M10	4	
15	000 239 388 0	Contact washer		A10	4	
16	000 609 887 0	Cross bearing			2	
17	000 235 533 0	Hexagonal screw	Iso4014	M10x45	4	
18	000 609 888 1	Intermed.piece		1,5x37x58	4	
19	000 236 171 0	Hexagonal nut	Iso4032	M10	4	
20	000 239 388 0	Contact washer		A10	4	
21	000 236 913 2	Washer	Din125	10,50	4	
22	000 610 236 0	Glide skid			2	
23	000 787 553 0	Divider tube l.h.			1	
23	000 787 538 0	Divider tube r.h.			1	
24	000 235 519 0	Hexagonal screw	Iso4014	M08x50	2	
24	000 236 170 0	Hexagonal nut	Iso4032	M8	2	
24	000 239 387 0	Contact washer		A 8	2	
25	000 665 666 0	Spring clip		3 X 77	2	
26	000 787 397 2	Plug			2	
27	000 616 214 1	Adjusting rod		D 12x490	2	
28	000 612 558 1	Int.divider long		870 lang	2	



AGRICULTURAL
AGRO
PARTS

CLAAS SPARE PARTS LIST

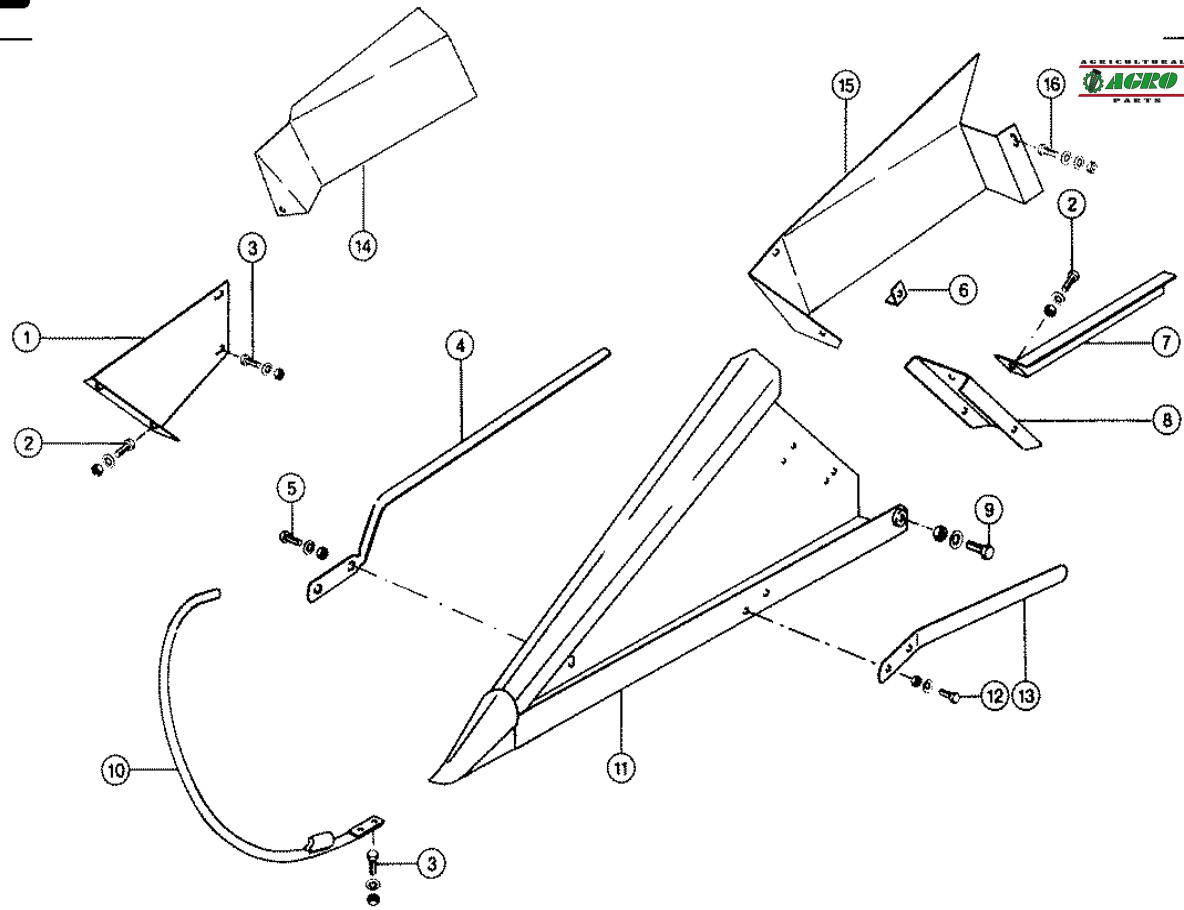
11.01.2008
Sheet 1
DOMINATOR 38

Characteristic: **DIVIDER, FROM 2,7 M CUTTERBAR**

Illustration: **001A**



Pos.	Part-No.	Description	DIN	Dimension	Qty.	Remark
1	000 612 558 1	Int.divider long		870 lang	2	Var. 2556
1	000 612 579 0	Int.divider short		600 lang	2	Var. 2527
2	000 616 214 1	Adjusting rod		D 12x490	2	
3	000 500 924 2	Toggle bolt		m 12	6	
4	000 609 887 0	Cross bearing			2	
5	000 236 832 0	Washer		10,5x28,5x1	2	
6	000 609 893 1	Divider supp.tube		1800 Lg	2	Var. 2556
6	000 609 867 1	Divider supp.tube		1540 Lg	2	Var. 2527
7	000 235 533 0	Hexagonal screw	Iso4014	M10x45	2	
7	000 236 171 0	Hexagonal nut	Iso4032	M10	2	
7	000 239 388 0	Contact washer		A10	2	
8	000 609 888 1	Intermed.piece		1,5x37x58	2	
9	000 235 097 0	Split pin	I1234	5 X 36	6	
10	000 233 575 0	Washer		13 X 40 X3	2	
11	000 504 504 0	Toggle nut	D99	N 100 M12	2	from cutterbar 267062
11	000 238 056 0	Control knob	D6336	K 63 M12	1	from cutterbar 267062
11	000 238 056 0	Control knob	D6336	K 63 M12	2	to cutterbar 267061
12	000 238 913 0	Flat head bolt	Din603	M12x 60	2	
13	000 609 873 0	Connector			2	
14	000 609 861 0	Adjusting tube		330 lang	2	Var. 2556
						from cutterbar 267062
14	000 609 876 0	Adjusting tube		625 lang	2	Var. 2556
						to cutterbar 267061
14	000 609 861 0	Adjusting tube		330 lang	2	Var. 2527
15	000 610 579 0	Support		D20x312	2	from cutterbar 264388
15	000 610 209 0	Adjusting rod		D20x660	2	to cutterbar 264387
16	000 610 236 0	Glide skid			2	
17	000 235 519 0	Hexagonal screw	Iso4014	M08x50	2	
17	000 236 170 0	Hexagonal nut	Iso4032	M8	2	
17	000 239 387 0	Contact washer		A 8	2	
18	000 674 389 3	Centr. separat.		1160 lang	2	Var. 2556
18	000 670 372 2	Divider cen.plate		840 lang	2	Var. 2527
19	000 520 020 0	Divider point		.	2	
20	000 237 383 0	Hexagonal screw	Iso4017	M10x25	4	
20	000 236 171 0	Hexagonal nut	Iso4032	M10	4	
20	000 239 388 0	Contact washer		A10	4	
21	000 610 274 4	Outer divider			1	Var. 2556
21	000 610 275 4	Outer divider			1	Var. 2556
						from cutterbar 264388
21	000 609 885 2	Outer divider			2	Var. 2556
						to cutterbar 264387
21	000 610 274 4	Outer divider			1	(2) Var. 2527
21	000 610 275 4	Outer divider			1	Var. 2527
						from cutterbar 264388



CLAAS SPARE PARTS LIST

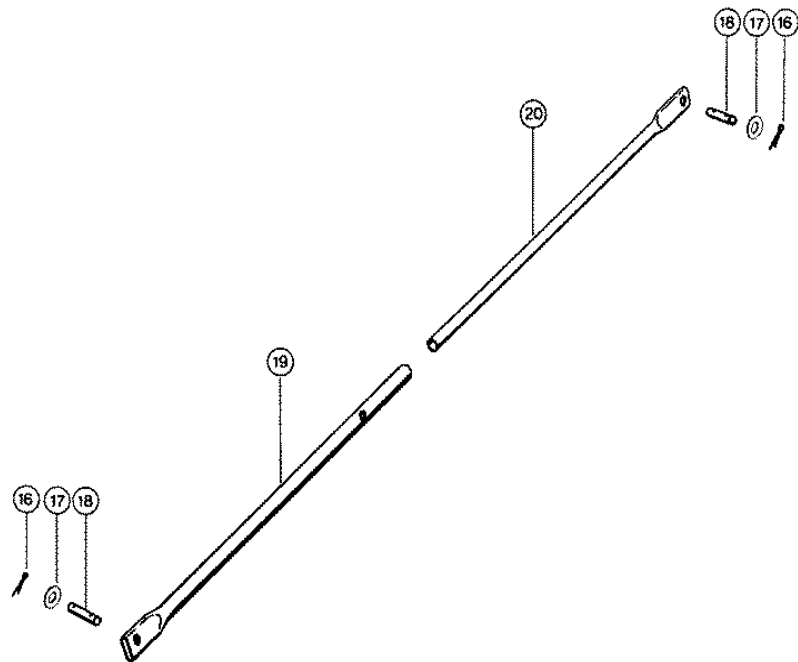
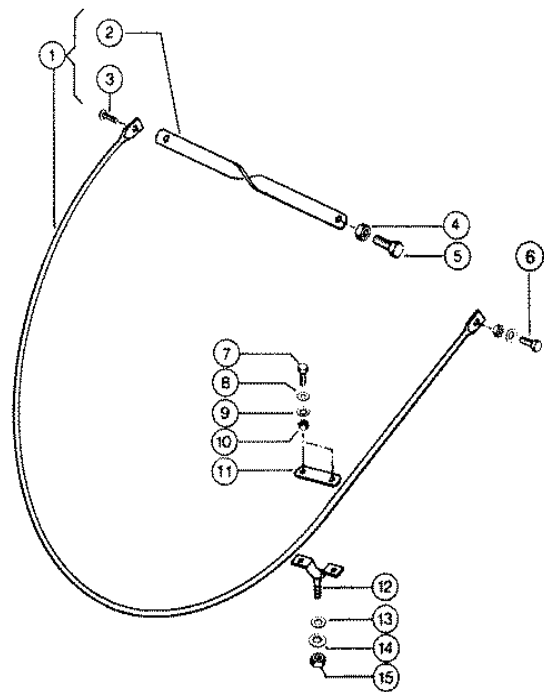
11.01.2008
Sheet 1
DOMINATOR 38

Characteristic: **SPECIAL CROP DIVIDER, VAR. 4282**

Illustration: **001B**



Pos.	Part-No.	Description	DIN	Dimension	Qty.	Remark
1	000 688 980 0	Support r.h.		4x156x381,5	1	for right side
2	000 237 423 0	Hexagonal screw	Iso4017	M10x28	3	
2	000 236 171 0	Hexagonal nut	Iso4032	M10	3	
2	000 239 388 0	Contact washer		A10	3	
3	000 237 442 0	Hexagonal screw	Iso4017	M08x25	6	
3	000 236 170 0	Hexagonal nut	Iso4032	M8	6	
3	000 239 387 0	Contact washer		A 8	6	
4	000 688 975 1	Deflector inner			2	
5	000 234 953 0	Flat head bolt	Din603	m 8x 20x13	4	
5	000 236 170 0	Hexagonal nut	Iso4032	M8	4	
5	000 239 387 0	Contact washer		A 8	4	
6	000 671 364 0	Screw-on angle		30x5x79	2	only for rice
7	000 688 977 0	Support l.h.			1	for left side
8	000 688 974 0	Support		4x161x200	2	
9	000 236 056 0	Hexagonal screw	Iso4017	M12x25	4	
9	000 236 172 0	Hexagonal nut	Iso4032	M12	4	
9	000 239 389 0	Contact washer		A12	4	
10	000 688 025 0	Bend divider			2	
11	000 688 969 1	Divider l.h.			1	
11	000 688 970 1	Divider r.h.			1	
12	000 237 439 0	Hexagonal screw	Iso4017	M08x16	4	
12	000 236 170 0	Hexagonal nut	Iso4032	M8	4	
12	000 239 387 0	Contact washer		A 8	4	
13	000 688 976 0	Deflector outer		3,0x0030x0400	2	
14	000 670 069 1	Deflector r.h.		1,5x0280x0600	1	from cutterbar 262525
15	000 670 070 1	Deflector l.h.		1,5x0280x0600	1	from cutterbar 262525
16	000 237 439 0	Hexagonal screw	Iso4017	M08x16	2	from cutterbar 262525
16	000 236 170 0	Hexagonal nut	Iso4032	M8	2	from cutterbar 262525
16	000 239 387 0	Contact washer		A 8	4	from cutterbar 262525



CLAAS SPARE PARTS LIST

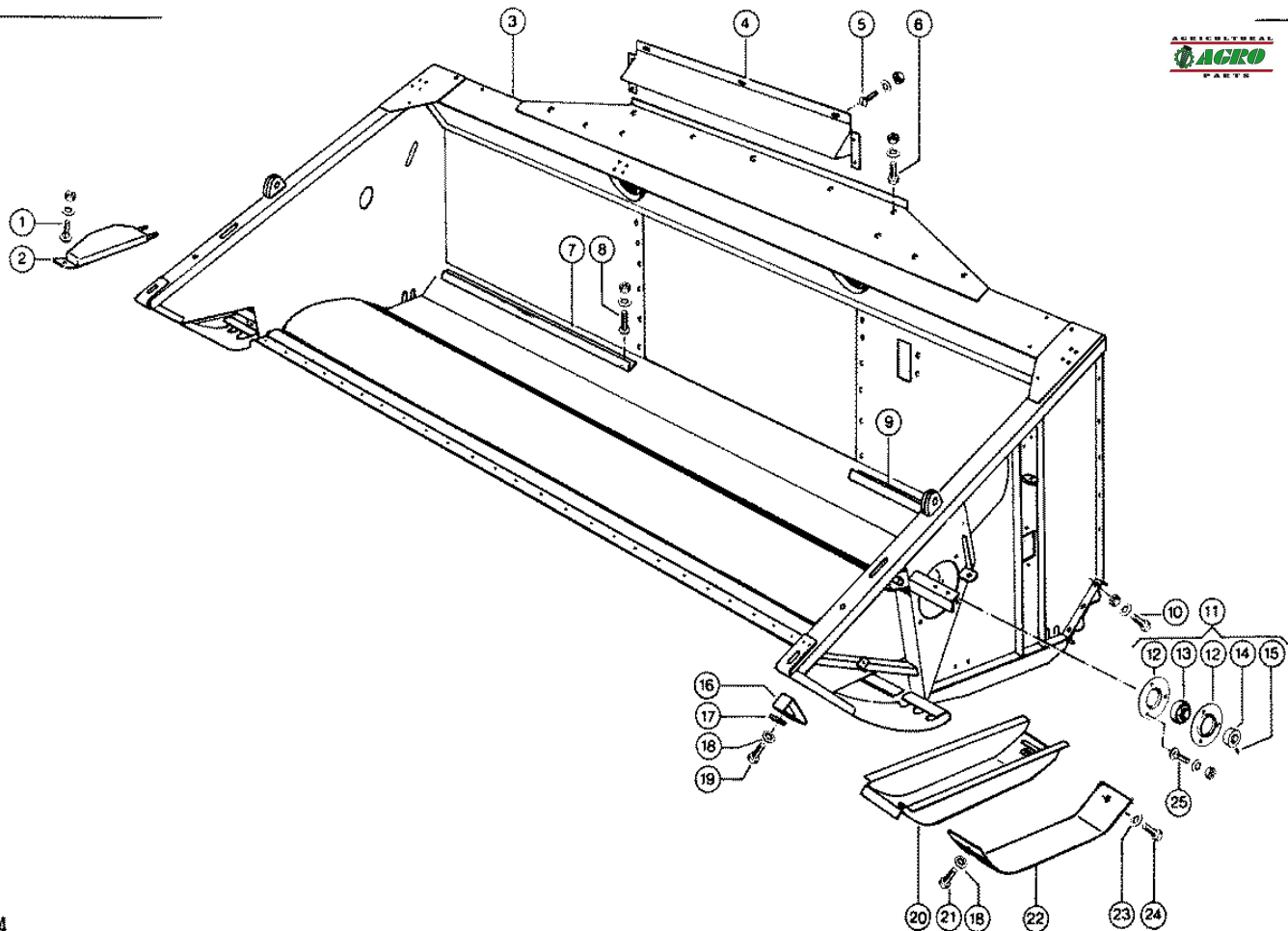
11.01.2008
Sheet 1
DOMINATOR 38

Characteristic: **HOOP DIVIDER, OPTIONAL**

Illustration: **002**

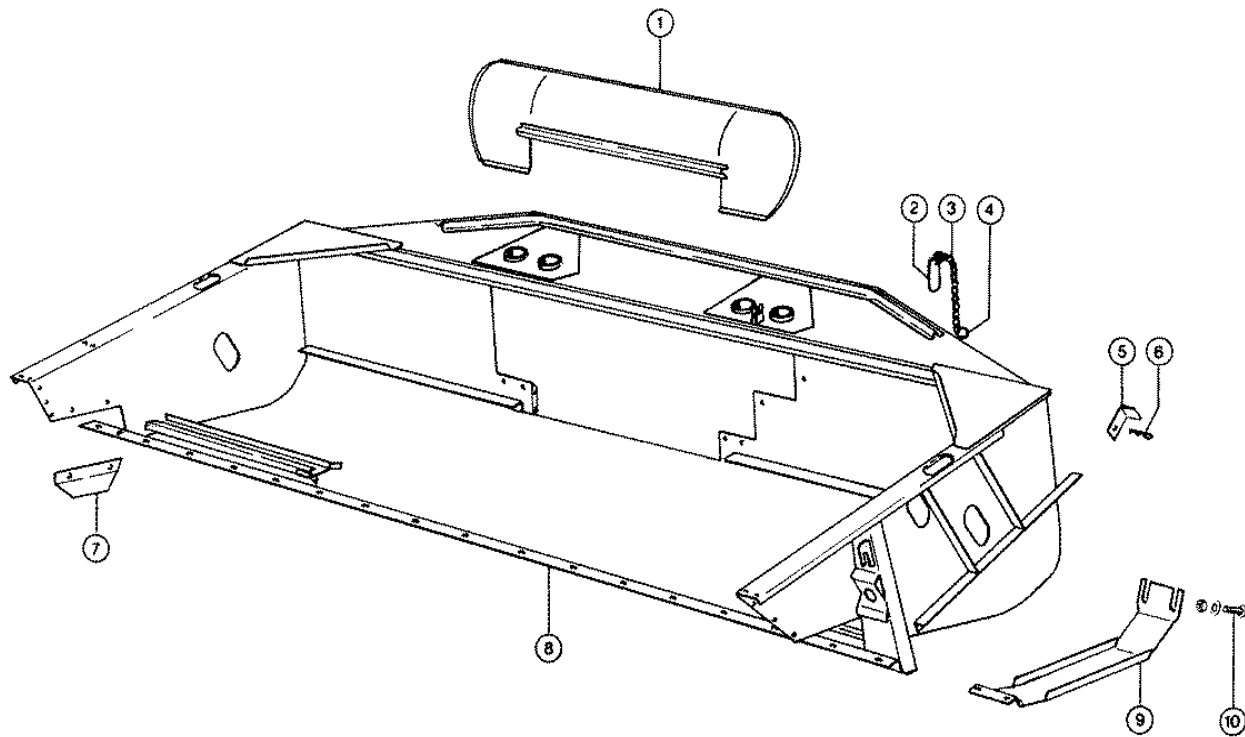


Pos.	Part-No.	Description	DIN	Dimension	Qty.	Remark
1	000 787 464 0	Bend deflector			2	optional
2	000 635 563 0	Joint hinge			2	optional
3	000 236 633 0	1/2 round rivet	D660	6 X20	2	optional
4	000 238 234 0	Securing nut	Iso7042	M12	2	optional
5	000 237 462 0	Hexagonal screw	Iso4017	M12x40	2	optional
6	000 236 200 0	Hexagonal screw	Iso4017	M08x20	2	optional
6	000 236 170 0	Hexagonal nut	Iso4032	M8	2	optional
6	000 239 387 0	Contact washer		A 8	2	optional
7	000 237 465 0	Hexagonal screw	Iso4017	M06x16	4	optional
8	000 236 180 0	Washer	D9021	6,4	4	optional
9	000 239 386 0	Contact washer		A 6	4	optional
10	000 236 169 0	Hexagonal nut	Iso4032	M6	4	optional
11	000 631 760 0	Strip			2	optional
12	000 789 167 0	Strip			2	optional
13	000 235 124 2	Washer	Iso7089	13	2	optional
14	000 239 388 0	Contact washer		A10	2	optional
15	000 236 171 0	Hexagonal nut	Iso4032	M10	2	optional
16	000 235 089 0	Split pin	I1234	4 X 22	4	to No. 15200411
17	000 236 948 0	Washer		16,5x28 X1,5	4	to No. 15200411
18	000 787 454 0	Connection-pin		15h9 X 50	2	to No. 15200411
19	000 790 688 0	Support tube			1	to No. 15200411
20	000 790 689 1	Telescope tube			1	to No. 15200411



Characteristic: **CUTTERBAR TROUGH, WITH 2,4 M CUTTERBAR**Illustration: **003**

Pos.	Part-No.	Description	DIN	Dimension	Qty.	Remark
1	000 234 953 0	Flat head bolt	Din603	m 8x 20x13	1	
1	000 236 170 0	Hexagonal nut	Iso4032	M8	1	
1	000 239 387 0	Contact washer		A 8	1	
2	000 789 331 0	Guard			1	
3	000 727 250 0	Cutterbar table			1	
4	000 727 258 0	Deflector plate			1	
5	000 665 564 1	Flat head bolt		m 6x 12	3	
5	000 236 169 0	Hexagonal nut	Iso4032	M6	3	
5	000 239 386 0	Contact washer		A 6	3	
6	000 237 382 0	Hexagonal screw	Iso4017	M10x20	11	
6	000 237 947 0	Securing nut	Iso7042	M10	11	
6	000 239 388 0	Contact washer		A10	11	
7	000 727 262 0	Stripper			1	
8	000 610 097 1	Flat head bolt		m 8x 16	4	
8	000 236 170 0	Hexagonal nut	Iso4032	M8	4	
8	000 239 387 0	Contact washer		A 8	4	
9	000 727 261 0	Stripper			1	
10	000 237 439 0	Hexagonal screw	Iso4017	M08x16	12	
10	000 236 170 0	Hexagonal nut	Iso4032	M8	12	
10	000 239 387 0	Contact washer		A 8	12	
11	000 610 449 0	Flange bearing		Bfa 30	1	
12	000 610 446 0	Metal flange		Rb Y 206	2	
13	000 610 448 0	Lock collar bear.		Rä30nppbfa140/	1	
14	000 610 447 0	Tension ring		W.Ers.D.6104471	1	
15	000 236 325 0	Threaded pin	Iso4029	m 8x10	1	
16	000 787 415 1	Regulating slider			2	
17	000 789 860 0	Threaded plate			2	
18	000 239 388 0	Contact washer		A10	5	
19	000 237 383 0	Hexagonal screw	Iso4017	M10x25	2	
20	000 789 105 1	Skid shoe			3	
21	000 237 382 0	Hexagonal screw	Iso4017	M10x20	3	
22	000 789 106 1	Skid shoe			3	
23	000 239 387 0	Contact washer		A 8	3	
24	000 236 200 0	Hexagonal screw	Iso4017	M08x20	3	
25	000 236 510 0	Flat head bolt	Din603	M10x 20x12	3	
25	000 236 171 0	Hexagonal nut	Iso4032	M10	3	
25	000 239 388 0	Contact washer		A10	3	

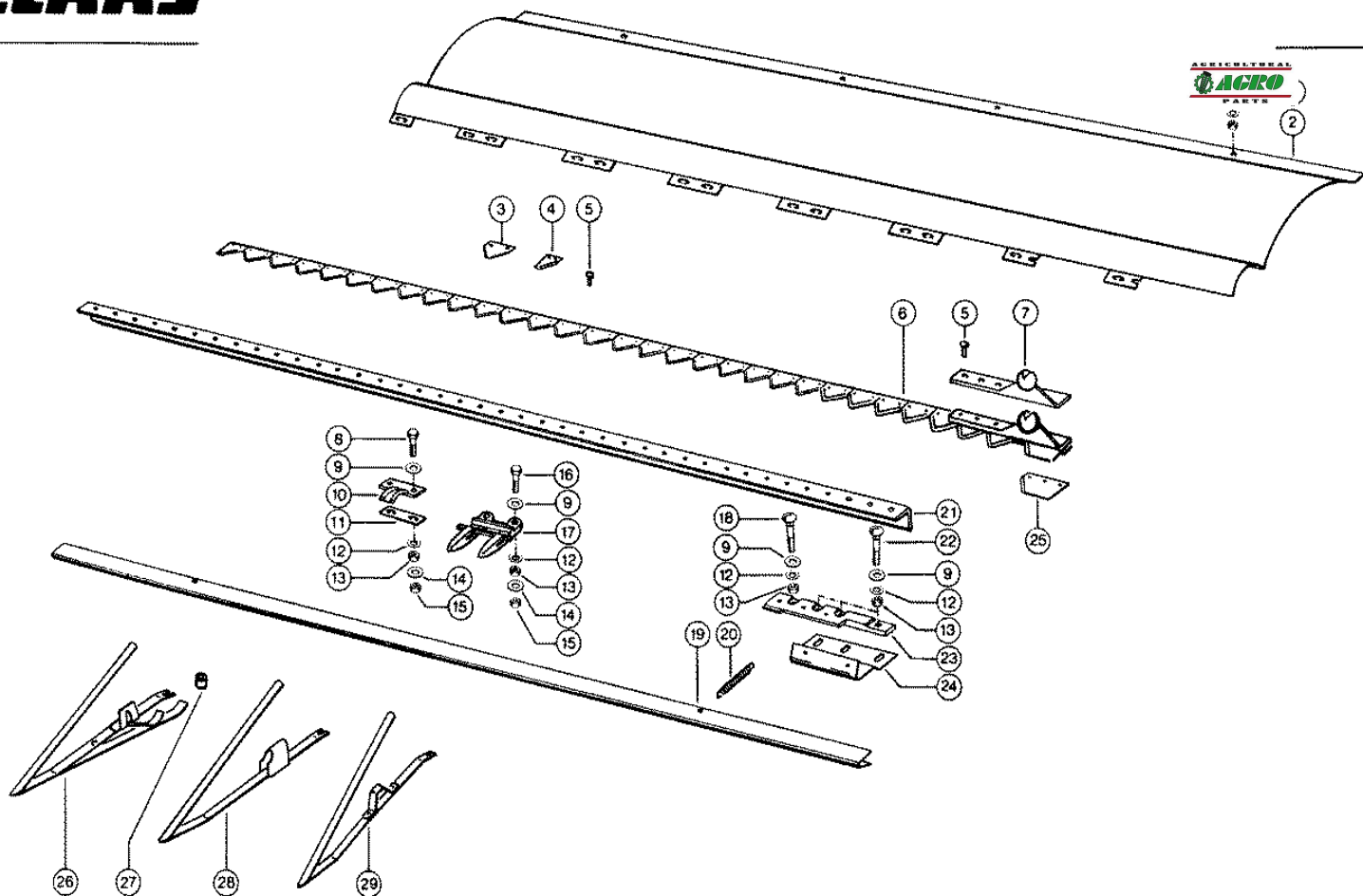


Characteristic: **CUTTERBAR TROUGH, FROM 2,7 M CUTTERBAR**

Illustration: **003A**

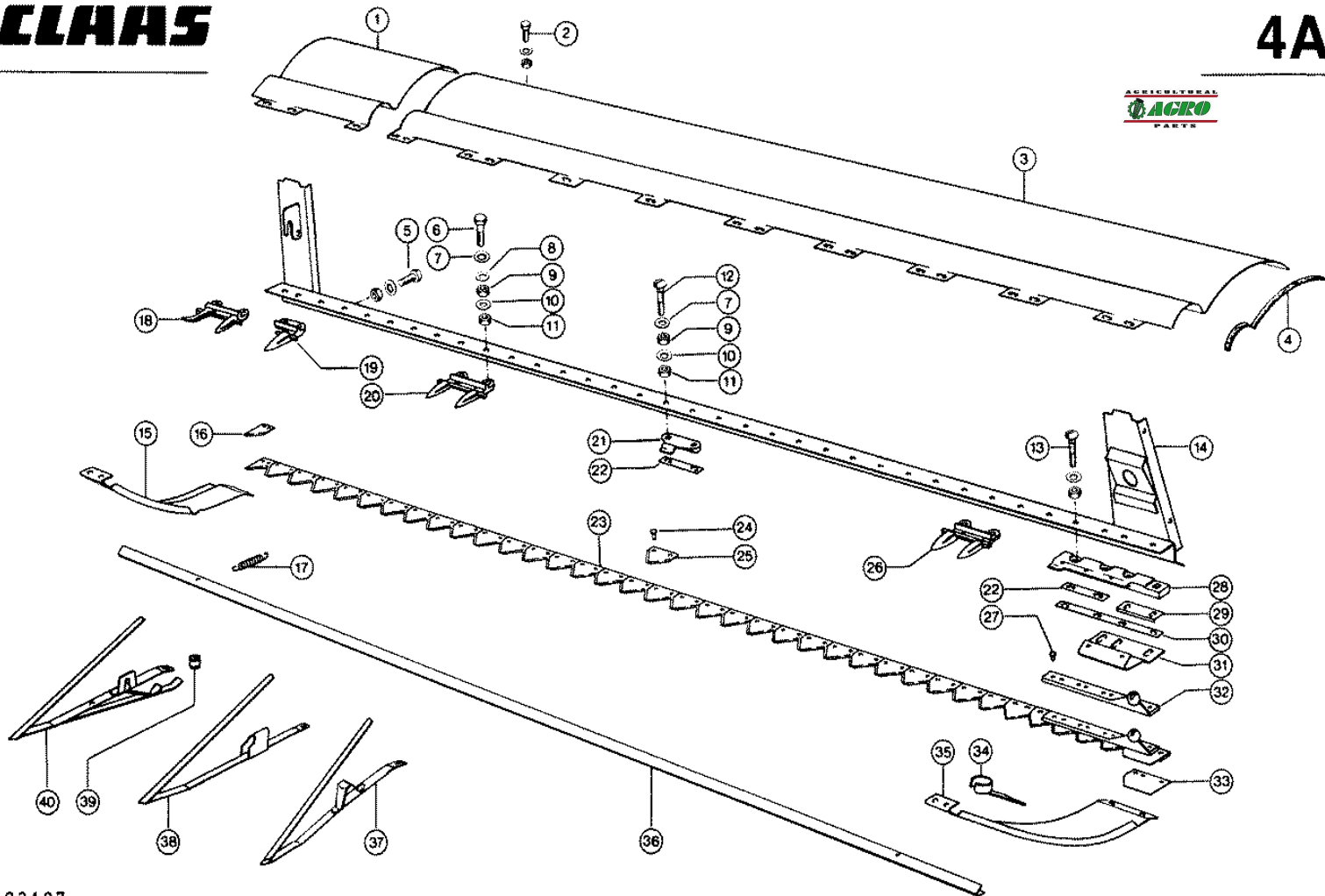


Pos.	Part-No.	Description	DIN	Dimension	Qty.	Remark
1	000 610 065 2	Dust shield			1	
2	000 641 245 1	Key ass.			1	
3	000 623 054 0	Knot chain	D5686	1,8x 25x 10gl	1	
4	000 002 846 0	Ring		ld 15x4	1	
5	000 641 255 2	Lock		26x8x165	2	
6	000 801 834 0	Att.clip spring		3 X 82	2	
7	000 604 258 1	Knife drive shaft			1	
8	000 727 374 0	Cutterbar table		2,70 m S	1	at 2.7 m cutterbar
8	000 728 073 0	Cutterbar table		3,00 m S	1	at 3.0 m cutterbar
8	000 728 091 0	Cutterbar table		3,60m S	1	at 3.6 m cutterbar
9	000 616 225 1	Skid shoe		4x227x875	3	
10	000 236 510 0	Flat head bolt	Din603	M10x 20x12	6	
10	000 236 171 0	Hexagonal nut	Iso4032	M10	6	
10	000 239 388 0	Contact washer		A10	6	



Characteristic: **FINGER BAR, WITH 2,4 M CUTTERBAR**Illustration: **004**

Pos.	Part-No.	Description	DIN	Dimension	Qty.	Remark
1	000 665 564 1	Flat head bolt		m 6x 12	4	
1	000 236 169 0	Hexagonal nut	Iso4032	M6	4	
1	000 239 386 0	Contact washer		A 6	4	
2	000 789 163 0	Guide plate			1	
3	000 611 203 1	Knife section se.			N.B	
4	000 611 204 1	Knife section se.			N.B	
5	000 238 298 0	Countersunk rivet	D661	6 X23	N.B	
6	000 611 216 2	Mow blade			2	
7	000 787 712 0	Knife head			1	
8	000 235 535 0	Hexagonal screw	Iso4014	M10x55	16	
9	000 236 913 2	Washer	Din125	10,50	34	
10	000 676 236 0	Pressure thumb			6	
11	000 673 753 1	Shim			18	
12	000 239 388 0	Contact washer		A10	36	
13	000 236 171 0	Hexagonal nut	Iso4032	M10	36	
14	000 236 831 0	Washer		10,5x 25 X2	31	
15	000 237 947 0	Securing nut	Iso7042	M10	31	
16	000 235 534 1	Hexagonal screw	Iso4014	M10x50x29	14	
17	000 676 235 3	Double finger			16	
18	000 236 462 0	Flat head bolt	Din603	M10x 60	1	
19	000 770 490 0	Safety bar		2 X 46,5x2400	1	
20	000 610 049 0	Tension spring		2 X 16,5x 65	2	
21	000 789 108 0	Knife cutterbar			1	
22	000 236 519 0	Flat head bolt	Din603	M10x 45	3	
23	000 611 220 1	Knife guide			1	
24	000 611 221 0	Knife guide			1	
25	000 611 219 0	Guide plate			1	
26	000 176 044 0	Crop lifter			N.B	optional
-	000 176 078 0	Locking clip			N.B	
27	000 176 045 0	Bracket			N.B	optional
28	000 610 294 3	Crop lifter			N.B	optional
29	000 610 272 3	Crop lifter			N.B	from No. 15200420
29	000 610 290 2	Crop lifter			N.B	to No. 15200419

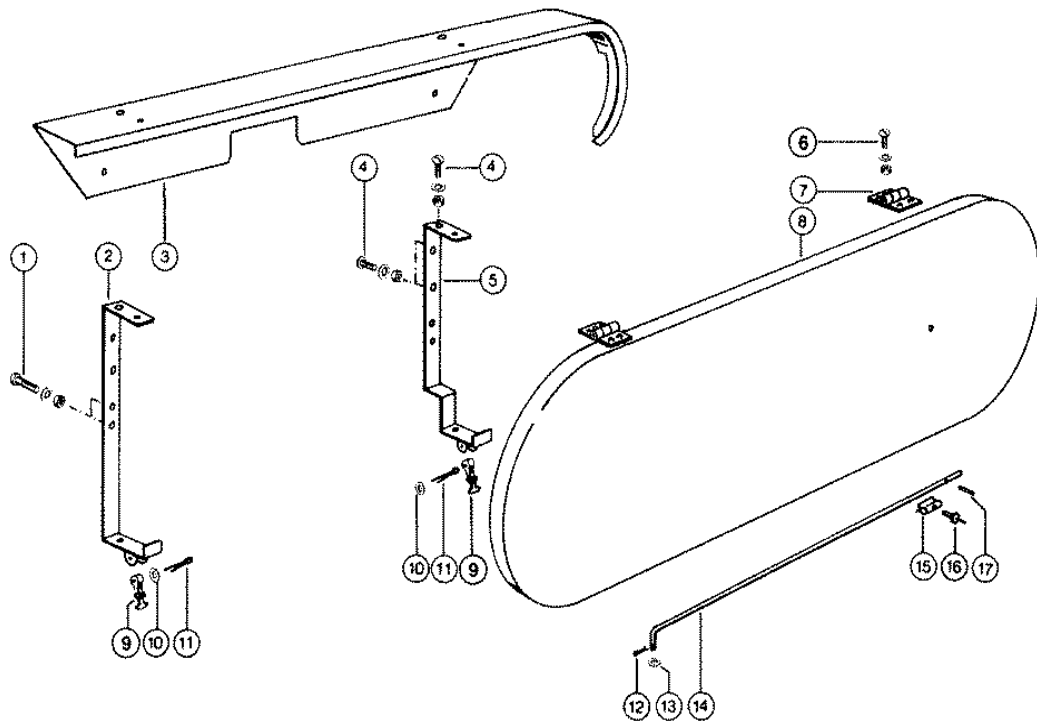


Characteristic: **FINGER BAR, FROM 2,7 M CUTTERBAR**Illustration: **004A**

Pos.	Part-No.	Description	DIN	Dimension	Qty.	Remark
1	000 728 071 0	Guiding plate		1,5x483x540	1	at 3.0 m cutterbar
1	000 645 735 0	Guiding plate		1,5x483x1148,5	1	at 3.6 m cutterbar
2	000 237 439 0	Hexagonal screw	Iso4017	M08x16	4	(6) (7)
2	000 236 170 0	Hexagonal nut	Iso4032	M8	4	(6) (7)
2	000 239 389 0	Contact washer		A12	4	(6) (7)
3	000 727 369 0	Guiding plate		1,5x483x2630	1	at 2.7 m cutterbar
3	000 645 458 0	Guiding plate		1,5x0483x2513	1	at 3.0 m and 3.6 m
4	000 200 909 0	Seal strip			N.B	
5	000 237 462 0	Hexagonal screw	Iso4017	M12x40	2	
5	000 236 172 0	Hexagonal nut	Iso4032	M12	2	
5	000 235 134 1	Spring washer		12	2	
6	000 235 534 1	Hexagonal screw	Iso4014	M10x50x29	17	(19) (23)
7	000 239 388 0	Contact washer		A10	33	(37) (45)
8	000 238 292 0	Washer		10,5x 22 X1	17	(19) (23)
9	000 236 171 0	Hexagonal nut	Iso4032	M10	33	(37) (45)
10	000 236 831 0	Washer		10,5x 25 X2	33	(37) (45)
11	000 237 947 0	Securing nut	Iso7042	M10	33	(37) (45)
12	000 236 462 0	Flat head bolt	Din603	M10x 60	16	(18) (22)
13	000 236 460 0	Flat head bolt	Din603	M10x 50	4	
13	000 236 171 0	Hexagonal nut	Iso4032	M10	4	
13	000 239 388 0	Contact washer		A10	4	
14	000 727 308 0	Finger bar		S	1	at 2.7 m cutterbar
14	000 728 061 0	Finger bar		S	1	at 3.0 m cutterbar
14	000 728 083 0	Finger bar		S	1	at 3.6 m cutterbar
15	000 645 423 2	Outer shoe rh.			1	
16	000 611 204 1	Knife section se.			1	
16	000 611 319 0	Knife Section PL.			1	
17	000 610 049 0	Tension spring		2 X 16,5x 65	2	(4)
18	000 728 039 0	Double finger			1	at 3.0 m and 3.6 m
19	000 676 241 4	End finger			1	
20	000 676 235 3	Double finger			13	(15) (19)
21	000 676 236 0	Pressure thumb			8	(9) (11)
22	000 673 753 1	Shim			17	(19) (23)
23	000 727 160 0	Knife,serrated			2	at 2.7 m cutterbar
23	000 611 210 2	Knife,serrated			2	at 3.0 m cutterbar
23	000 611 313 2	Mow blade, plain			2	at 3.0 m cutterbar
23	000 611 211 2	Mow blade			2	at 3.6 m cutterbar
23	000 611 314 2	Mow blade, plain			2	at 3.6 m cutterbar
24	000 237 663 0	Countersunk rivet	D661	6x17	65	
25	000 611 203 1	Knife section se.			37	(40) (48)
25	000 611 318 0	Knife Section PL.			37	(40) (48)
26	000 676 249 1	Double finger			4	
27	000 238 298 0	Countersunk rivet	D661	6 X23	8	
28	000 611 220 1	Knife guide			1	
29	000 522 181 1	Friction plate			1	
30	000 500 950 0	Shim			4	
31	000 611 221 0	Knife guide			1	
32	000 611 217 0	Knife head			1	
33	000 611 219 0	Guide plate			1	
34	000 603 868 1	Divider support			2	
35	000 645 422 4	Outer shoe lh.		5x219,5x804	1	
36	000 610 058 0	Safety bar		2 X 46,5x2640	1	at 2.7 m cutterbar
36	000 610 059 0	Safety bar		2x46,5x3020	1	at 3.0 m cutterbar
36	000 770 489 0	Safety bar		2x46,5x1800	2	at 3.6 m cutterbar

Characteristic: **FINGER BAR, FROM 2,7 M CUTTERBAR**Illustration: **004A**

Pos.	Part-No.	Description	DIN	Dimension	Qty.	Remark
37	000 610 272 3	Crop lifter			N.B	from No. 15200420
37	000 610 290 2	Crop lifter			N.B	to No. 15200419
38	000 610 294 3	Crop lifter			N.B	optional
39	000 176 045 0	Bracket			N.B	optional
40	000 176 044 0	Crop lifter			N.B	optional
-	000 176 078 0	Locking clip			N.B	

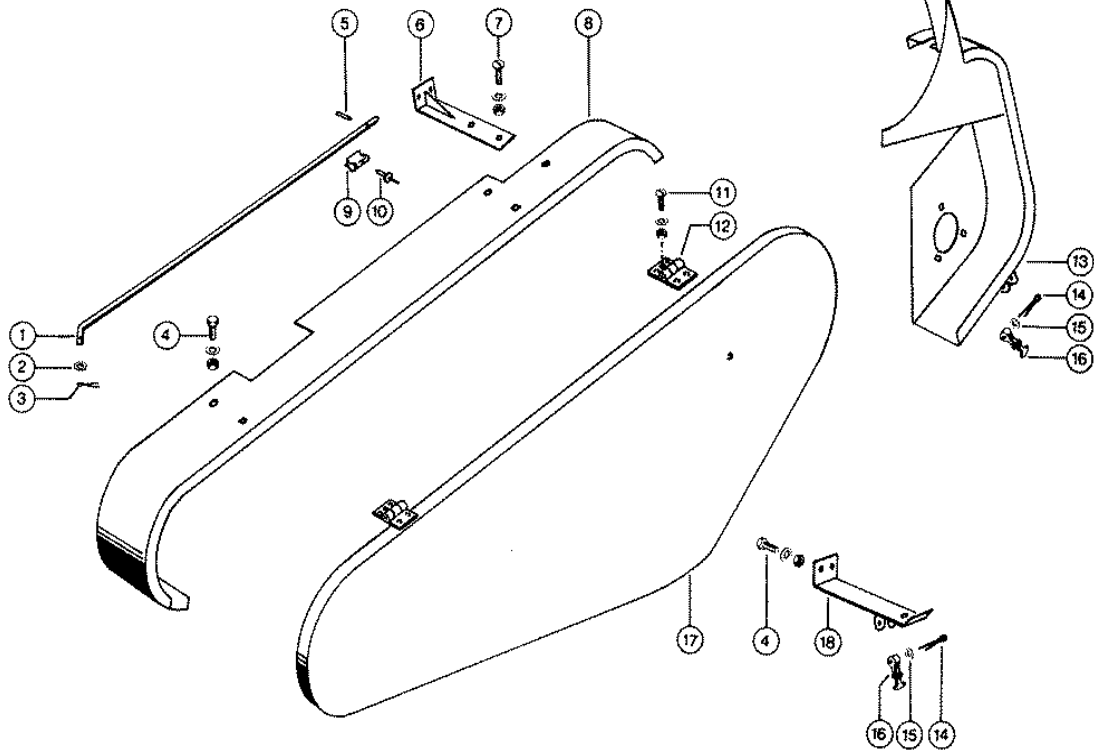


Characteristic: **CUTTERBAR GUARDS, WITH 2,4 M CUTTERBAR**

Illustration: **005**



Pos.	Part-No.	Description	DIN	Dimension	Qty.	Remark
1	000 235 521 0	Hexagonal screw	Iso4014	M08x60	4	
1	000 236 170 0	Hexagonal nut	Iso4032	M8	4	
1	000 239 387 0	Contact washer		A 8	4	
2	000 787 596 0	Angle front			1	
3	000 787 600 0	Chain guard			1	
4	000 610 098 1	Flat head bolt		m 8x 20	6	
4	000 236 170 0	Hexagonal nut	Iso4032	M8	6	
4	000 239 387 0	Contact washer		A 8	6	
5	000 787 598 0	Angle rear			1	
6	000 233 689 0	Flat head bolt	Din603	m 6x 20x15	2	
6	000 236 169 0	Hexagonal nut	Iso4032	M6	2	
6	000 239 386 0	Contact washer		A 6	2	
7	000 725 773 0	Hinge		48x 45	2	
8	000 787 603 0	Chain guard			1	
9	000 804 951 0	Hood holder			2	
10	000 236 910 2	Washer	D125	5,3	2	
11	000 237 026 0	Split pin	I1234	5 X 32	2	
12	000 235 112 0	Split pin	I1234	3,2x 12	1	
13	000 236 912 2	Washer	Din125	8,4	1	
14	000 674 377 0	Support		D7,75x817	1	
15	000 652 433 0	Clamp spring			1	
16	000 237 812 1	Rivet	D7337	A 4,0x 8	1	
17	000 237 783 0	Tensioning pin	Iso8752	23 X 16	1	

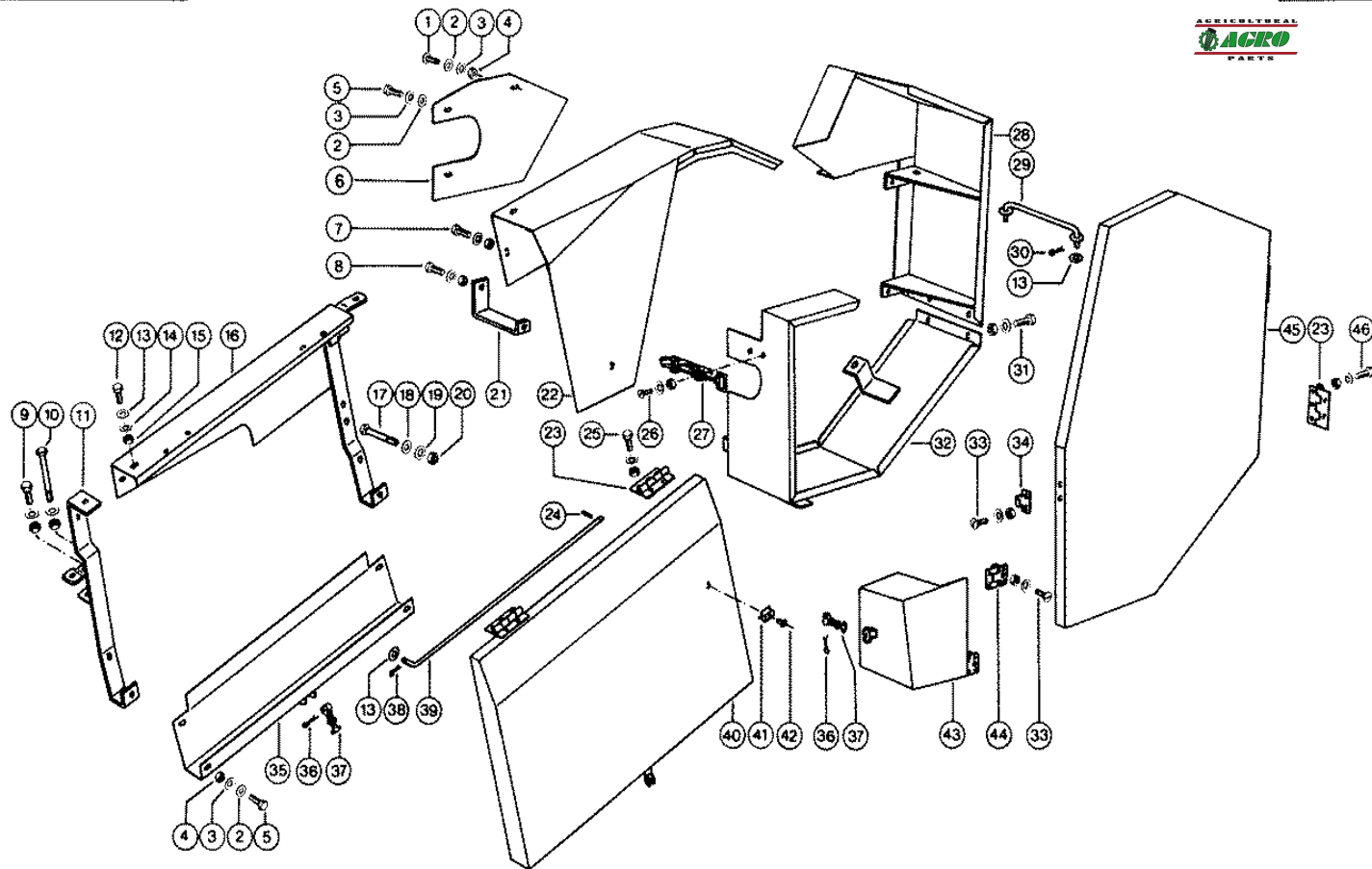


Characteristic: **CUTTERBAR GUARDS, WITH 2,4 M CUTTERBAR**

Illustration: **006**



Pos.	Part-No.	Description	DIN	Dimension	Qty.	Remark
1	000 787 486 0	Support		D7,75x667	1	
2	000 236 912 2	Washer	Din125	8,4	1	
3	000 235 112 0	Split pin	I1234	3,2x 12	1	
4	000 237 439 0	Hexagonal screw	Iso4017	M08x16	5	
4	000 236 170 0	Hexagonal nut	Iso4032	M8	5	
4	000 239 387 0	Contact washer		A 8	5	
5	000 237 783 0	Tensioning pin	Iso8752	3 X 16	1	
6	000 787 625 0	Support			1	
7	000 610 098 1	Flat head bolt		m 8x 20	1	
7	000 236 170 0	Hexagonal nut	Iso4032	M8	1	
7	000 239 387 0	Contact washer		A 8	1	
8	000 787 624 1	Cover plate			1	
9	000 652 433 0	Clamp spring			1	
10	000 237 812 1	Rivet	D7337	A 4,0x 8	1	
11	000 233 689 0	Flat head bolt	Din603	m 6x 20x15	2	
11	000 236 169 0	Hexagonal nut	Iso4032	M6	2	
11	000 239 386 0	Contact washer		A 6	2	
12	000 725 773 0	Hinge		48x 45	2	
13	000 787 608 0	Guard plate			1	
14	000 237 026 0	Split pin	I1234	5 X 32	2	
15	000 236 910 2	Washer	D125	5,3	2	
16	000 804 951 0	Hood holder			2	
17	000 787 620 0	V-belt guard			1	
18	000 787 627 0	Support			1	



Characteristic: **CUTTERBAR GUARDS, FROM 2,7 M CUTTERBAR**Illustration: **006A**

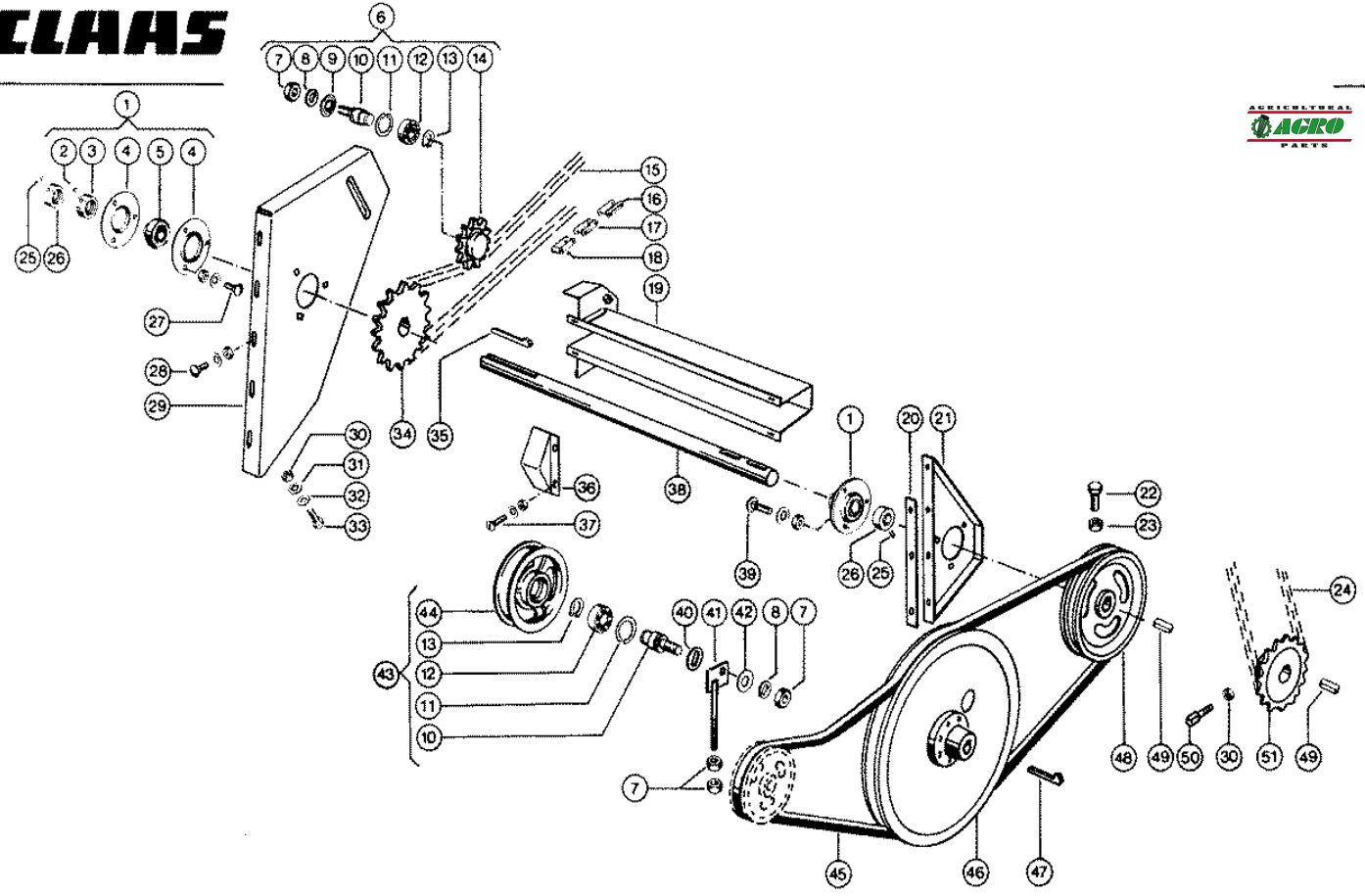
Pos.	Part-No.	Description	DIN	Dimension	Qty.	Remark
1	000 665 564 1	Flat head bolt		m 6x 12	1	
2	000 236 911 2	Washer	D125	6,4	7	
3	000 239 386 0	Contact washer		A 6	7	
4	000 236 169 0	Hexagonal nut	Iso4032	M6	5	
5	000 237 465 0	Hexagonal screw	Iso4017	M06x16	6	
6	000 728 137 0	Cover plate			1	
7	000 244 138 0	Hexagonal screw	Iso4017	m 8x18	6	
7	000 236 170 0	Hexagonal nut	Iso4032	M8	6	
7	000 239 387 0	Contact washer		A 8	6	
8	000 237 438 0	Hexagonal screw	Iso4017	m 8x12	2	
8	000 236 170 0	Hexagonal nut	Iso4032	M8	2	
8	000 239 387 0	Contact washer		A 8	2	
9	000 235 529 0	Hexagonal screw	Iso4017	M10x25	2	
9	000 236 171 0	Hexagonal nut	Iso4032	M10	2	
9	000 239 388 0	Contact washer		A10	2	
10	000 235 540 0	Hexagonal screw	Iso4017	M10x80	1	
10	000 236 171 0	Hexagonal nut	Iso4032	M10	1	
10	000 239 388 0	Contact washer		A10	1	
11	000 728 050 0	Support			1	
12	000 244 138 0	Hexagonal screw	Iso4017	m 8x18	2	
13	000 236 912 2	Washer	Din125	8,4	4	
14	000 239 387 0	Contact washer		A 8	2	
15	000 236 170 0	Hexagonal nut	Iso4032	M8	2	
16	000 728 047 1	Rear panel			1	
17	000 235 221 1	Hexagonal screw	Iso4017	M10x60	2	
18	000 236 913 2	Washer	Din125	10,50	2	
19	000 239 388 0	Contact washer		A10	2	
20	000 236 171 0	Hexagonal nut	Iso4032	M10	2	
21	000 728 132 1	Support		40x5x307	1	
22	000 728 055 1	Guard plate			1	
23	000 654 313 0	Hinge		50x101	4	
24	000 237 783 0	Tensioning pin	Iso8752	3 X 16	1	
25	000 237 464 0	Hexagonal screw	Iso4017	M06x12	4	
25	000 236 169 0	Hexagonal nut	Iso4032	M6	4	
25	000 239 386 0	Contact washer		A 6	4	
26	000 237 061 0	Countersunk bolt	Iso10642	6 x 16	2	
26	000 236 169 0	Hexagonal nut	Iso4032	M6	2	
26	000 239 386 0	Contact washer		A 6	2	
27	000 659 176 0	Lock			1	
28	000 728 121 0	Bandage rear			1	
29	000 723 487 0	Linkage		Ers.D.723488.1	1	
30	000 235 110 0	Split pin	I1234	2 X 18	2	
31	000 237 439 0	Hexagonal screw	Iso4017	M08x16	3	
31	000 236 170 0	Hexagonal nut	Iso4032	M8	3	
31	000 239 387 0	Contact washer		A 8	3	
32	000 728 135 1	Bandage			1	
33	000 665 564 1	Flat head bolt		m 6x 12	6	
33	000 236 169 0	Hexagonal nut	Iso4032	M6	6	
33	000 239 386 0	Contact washer		A 6	6	
34	000 604 447 0	Support		3x60x43	1	
35	000 728 053 0	Skid			1	
36	000 237 026 0	Split pin	I1234	5 X 32	2	
37	000 804 951 0	Hood holder			20	
38	000 235 112 0	Split pin	I1234	3,2x 12	1	

Characteristic: **CUTTERBAR GUARDS, FROM 2,7 M CUTTERBAR**

Illustration: **006A**



Pos.	Part-No.	Description	DIN	Dimension	Qty.	Remark
39	000 674 377 0	Support		D7,75x817	1	
40	000 728 038 2	Cover			1	
41	000 652 433 0	Clamp spring			1	
42	000 237 812 1	Rivet	D7337	A 4,0x 8	1	
43	000 728 130 1	Guard plate			1	
44	000 725 773 0	Hinge		48x 45	2	
45	000 728 060 5	Cover			1	
46	000 237 465 0	Hexagonal screw	Iso4017	M06x16	2	
46	000 237 464 0	Hexagonal screw	Iso4017	M06x12	2	
46	000 236 169 0	Hexagonal nut	Iso4032	M6	4	
46	000 239 386 0	Contact washer		A 6	4	



Characteristic: **CUTTERBAR DRIVE, WITH 2,4 M CUTTERBAR**

Illustration: **007**



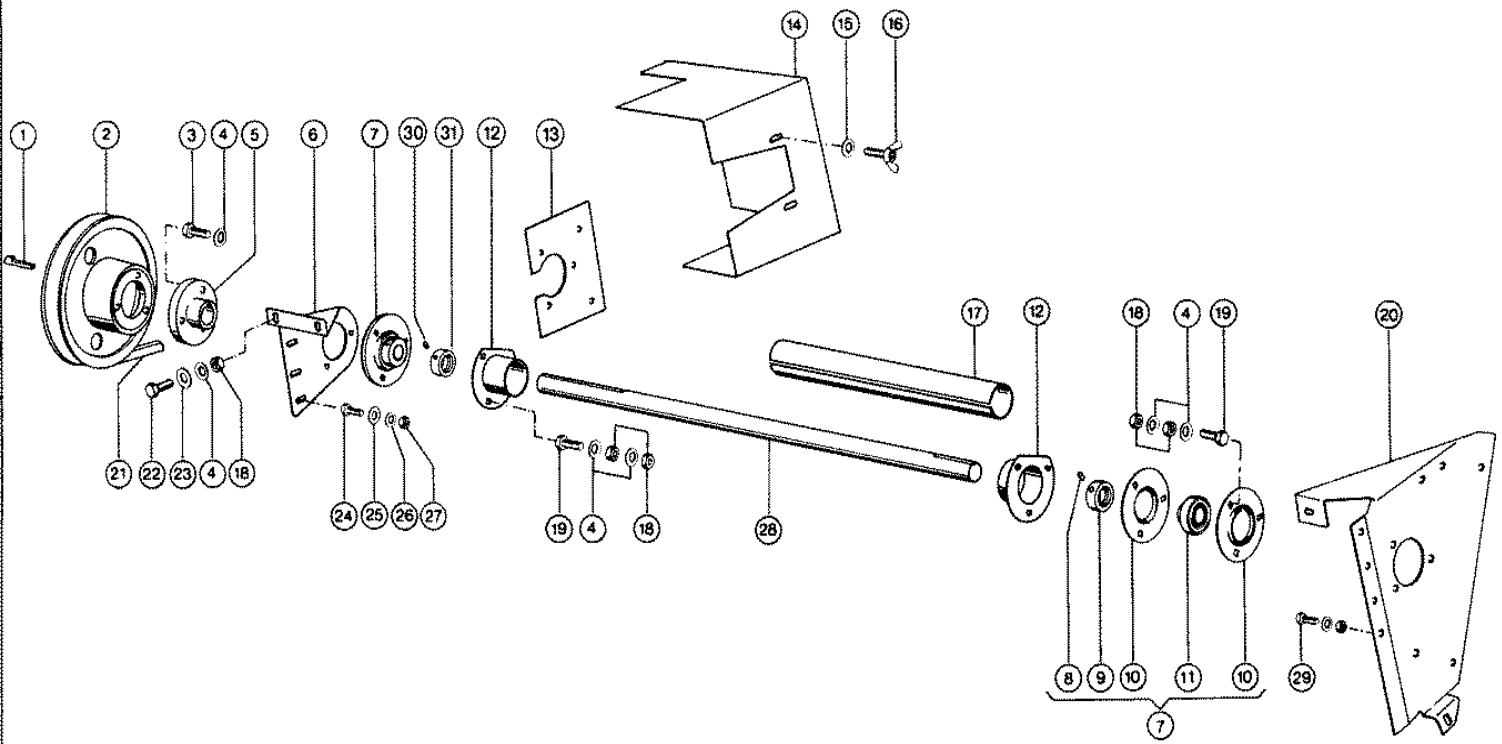
Pos.	Part-No.	Description	DIN	Dimension	Qty.	Remark
1	000 610 449 0	Flange bearing		Bfa 30	2	
2	000 236 325 0	Threaded pin	Iso4029	m 8x10	2	
3	000 610 447 0	Tension ring		W.Ers.D.6104471	2	
4	000 610 446 0	Metal flange		Rb Y 206	4	
5	000 610 448 0	Lock collar bear.		Rä30nppbfa140/	2	
6	000 503 995 1	Tension pinion			1	
7	000 236 172 0	Hexagonal nut	Iso4032	M12	4	
8	000 235 134 1	Spring washer		12	2	
9	000 233 575 0	Washer		13 X 40 X3	1	
10	000 772 620 0	Pin		M12x20j6x 56	2	
11	000 235 181 0	Circlip	D472	47x1,75	2	
12	000 235 872 0	Grvd.ball bearing		6204-Rs*	2	
13	000 235 155 0	Circlip	D471	20x1,2	2	
14	000 503 937 2	Tension pinion		14z	1	
15	000 727 237 0	Roller chain		19,05 t 141ro	1	
16	000 002 858 0	Chain Lock Str.		19,05x13,5	N.B	
17	000 002 859 0	Chain Lock Bend.		19,05x13,5	N.B	
18	000 002 864 0	Chain inner link		19,05x13,5	N.B	
19	000 727 235 1	Shaft guard			1	
20	000 789 139 0	Distance plate			1	
21	000 789 138 0	Bearing plate			1	
22	000 237 384 0	Hexagonal screw	Iso4017	M10x25-Cp-Sw13	1	
23	000 236 171 0	Hexagonal nut	Iso4032	M10	1	
24	000 787 607 1	Roller chain	8189	S32x 50	1	
-	000 651 082 0	Chain Lock Str.	D8189	G-S32verstärkt	N.B	
-	000 801 487 0	Lock wire		29,21 Tlg	N.B	
-	000 651 083 0	Chain Lock Bend.	D8189	C-S32verstärkt	N.B	
-	000 651 084 0	Chain inner link	D8189	B-S32verstärkt	N.B	
25	000 236 552 0	Threaded pin	Iso4029	M10x 8	2	
26	000 500 309 2	Adjusting ring		A30e8x45x15/M10	2	
27	000 236 510 0	Flat head bolt	Din603	M10x 20x12	3	
27	000 236 171 0	Hexagonal nut	Iso4032	M10	3	
27	000 239 388 0	Contact washer		A10	3	
28	000 233 503 0	Flat head bolt	Din603	m 8x 25	5	
28	000 236 170 0	Hexagonal nut	Iso4032	M8	5	
28	000 239 387 0	Contact washer		A 8	5	
29	000 727 242 0	Bearing plate			1	
30	000 236 170 0	Hexagonal nut	Iso4032	M8	3	
31	000 239 387 0	Contact washer		A 8	2	
32	000 236 912 2	Washer	Din125	8,4	2	
33	000 236 200 0	Hexagonal screw	Iso4017	M08x20	2	
34	000 727 230 0	Sprocket		31 z. 19,05 tlg	1	
35	000 007 615 0	Gib-head key	D6887	10x 8x 50	1	
36	000 727 260 1	Guard plate			1	
37	000 665 564 1	Flat head bolt		m 6x 12	4	
37	000 236 169 0	Hexagonal nut	Iso4032	M6	4	
37	000 239 386 0	Contact washer		A 6	4	
38	000 727 236 0	Shaft		D 30, 785 lang	1	
39	000 502 511 0	Flat head bolt	Din603	M10x25-F=3	3	
39	000 236 171 0	Hexagonal nut	Iso4032	M10	3	
39	000 239 388 0	Contact washer		A10	3	
40	000 770 136 0	Clamp disc			1	
41	000 787 583 0	Tensioner			1	
42	000 236 842 0	Washer		13 X 22 X 3	1	

Characteristic: **CUTTERBAR DRIVE, WITH 2,4 M CUTTERBAR**

Illustration: **007**



Pos.	Part-No.	Description	DIN	Dimension	Qty.	Remark
43	000 772 170 2	Tension roll ass		D 174 mm	1	
44	000 772 169 1	Tension roll		D 160	1	
45	000 785 341 0	V-belt			1	
46	000 789 135 1	V-belt pulley		D 396 mm	1	
47	000 007 614 0	Gib-head key	Din688	70x 8x 45	1	
48	000 788 869 0	V-belt pulley		D 195 mm	1	
49	000 766 546 0	Parallel key	D6885	A 8x 7x 32	2	
50	000 236 981 0	Square bolt	D479	m 8x 18 Rs	1	
51	000 787 594 0	Sprocket		15z	1	
51	000 787 595 0	Sprocket		8z	1	

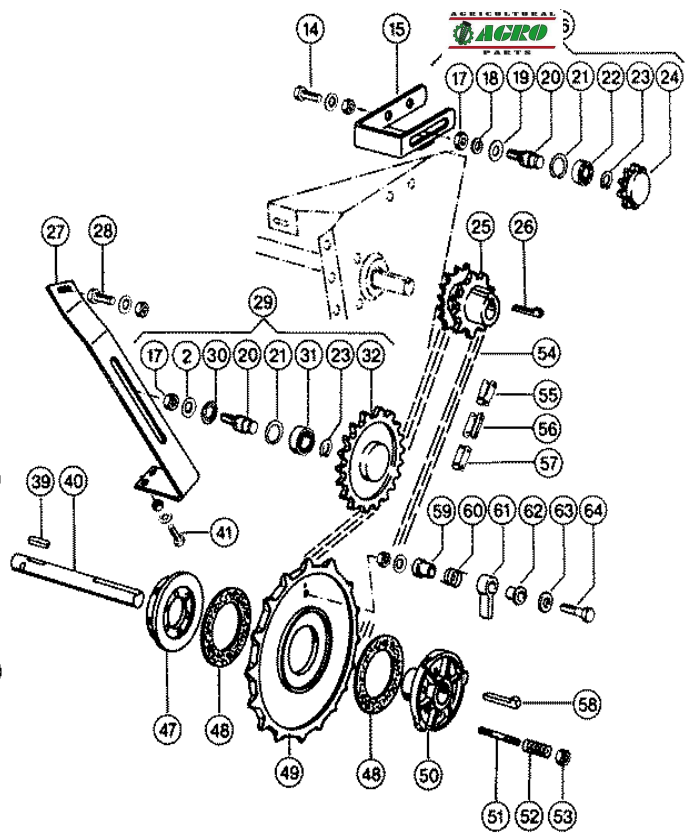
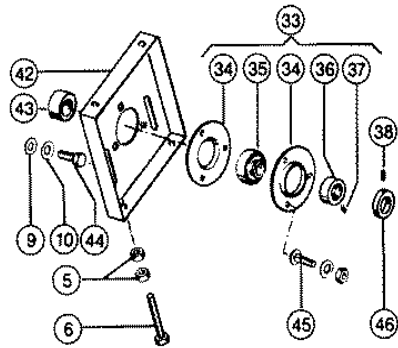
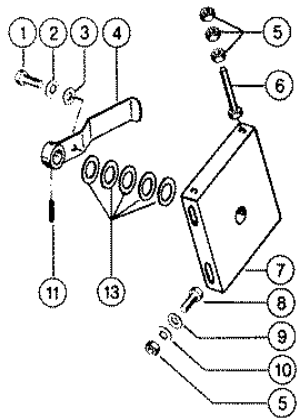


Characteristic: **INTERMEDIATE DRIVE SHAFT, WITH 2,7 M CUTTERBAR**

Illustration: **007A**



Pos.	Part-No.	Description	DIN	Dimension	Qty.	Remark
1	000 007 615 0	Gib-head key	D6887	10x 8x 50	1	
2	000 644 215 0	V-belt pulley			1	
3	000 235 529 0	Hexagonal screw	Iso4017	M10x25	3	
4	000 239 388 0	Contact washer		A10	7	
5	000 644 216 0	Hub		St-50	1	
6	000 616 056 1	Bearing plate			1	
7	000 616 065 0	Flange bearing		Pea 207	2	
8	000 236 325 0	Threaded pin	Iso4029	m 8x10	2	
9	000 616 067 0	Tension ring		W.Ers.D.616067	2	
10	000 616 068 0	Metal flange		W.Ers.D.616068	4	
11	000 616 066 0	Lock collar bear.		Yen 207	2	
12	000 604 389 1	Flange		1,5xd125	2	
13	000 727 281 0	Flange			1	
14	000 727 274 0	Guard plate		1x295x622	1	
15	000 239 393 1	Contact washer		B 8	2	
16	000 238 949 0	Wing screw	D316	m 8x 16-C	2	
17	000 728 019 0	Protective tube		72x405 N-Polyä	1	at 2.7 m cutterbar
17	000 608 027 0	Protective tube		Di 72x625	1	at 3.0 m cutterbar
17	000 645 402 0	Protective tube		72x995	1	at 3.6 m cutterbar
18	000 236 171 0	Hexagonal nut	Iso4032	M10	14	
19	000 237 874 0	Hexagonal screw	Iso4017	M10x35	6	
20	000 728 005 1	Bearing plate		4x323,5x536,5	1	
21	000 724 301 0	V-belt			1	
22	000 237 382 0	Hexagonal screw	Iso4017	M10x20	2	
23	000 236 831 0	Washer		10,5x 25 X2	2	
24	000 236 200 0	Hexagonal screw	Iso4017	M08x20	3	
25	000 234 271 0	Washer		8,4x 23 X2	3	
26	000 239 387 0	Contact washer		A 8	3	
27	000 236 170 0	Hexagonal nut	Iso4032	M8	3	
28	000 727 377 0	Countershaft		D 35h9x890	1	at 2.7 m cutterbar
28	000 727 298 0	Countershaft		D 35h9x1095	1	at 3.0 m cutterbar
28	000 728 098 0	Countershaft		D35x1455	1	at 3.6 m cutterbar
29	000 237 439 0	Hexagonal screw	Iso4017	M08x16	6	
29	000 236 170 0	Hexagonal nut	Iso4032	M8	6	
29	000 239 387 0	Contact washer		A 8	6	
30	000 236 552 0	Threaded pin	Iso4029	M10x 8	1	from cutterbar 260200
31	000 503 414 1	Adjusting ring		A35e8x50x15/M10	1	from cutterbar 260200



CLAAS SPARE PARTS LIST

11.01.2008
Sheet 1
DOMINATOR 38

Characteristic: **INTAKE AUGER DRIVE**

Illustration: **007B**



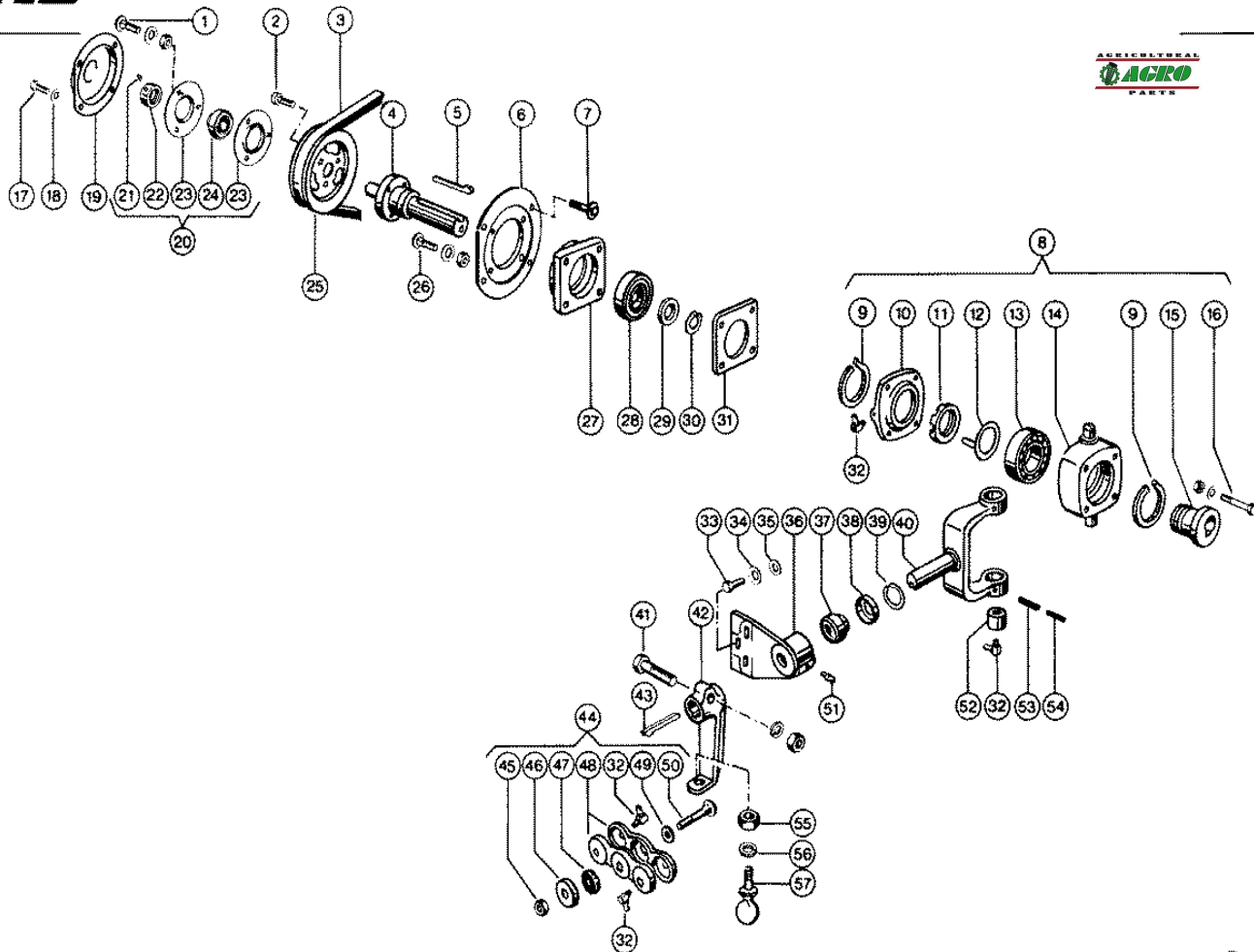
Pos.	Part-No.	Description	DIN	Dimension	Qty.	Remark
1	000 236 056 0	Hexagonal screw	Iso4017	M12x25	1	
2	000 239 389 0	Contact washer		A12	2	
3	000 234 283 0	Washer		13 X 26 X2	1	
4	000 648 511 0	Lever		B 25 mm	1	from cutterbar 266112
4	000 688 517 1	Lever			1	to cutterbar 266111
5	000 236 171 0	Hexagonal nut	Iso4032	M10	16	
6	000 235 222 1	Hexagonal screw	Iso4017	M10x80	4	
7	000 648 514 0	Bearing plate r.h		B 25 mm	1	from cutterbar 266112
7	000 603 927 1	Bearing plate r.h			1	to cutterbar 266111
8	000 237 382 0	Hexagonal screw	Iso4017	M10x20	4	
9	000 236 913 2	Washer	Din125	10,50	6	
10	000 239 388 0	Contact washer		A10	6	
11	000 235 666 0	Tensioning pin	I8752	W.Ers.D 2356662	1	
13	000 234 153 0	Shims		30,5x 42 X1	5	
14	000 237 383 0	Hexagonal screw	Iso4017	M10x25	2	
14	000 236 171 0	Hexagonal nut	Iso4032	M10	2	
14	000 239 388 0	Contact washer		A10	2	
15	000 676 187 0	Bracket			1	
16	000 673 329 1	Tens.pinion cpl.		15 z.	1	
17	000 236 172 0	Hexagonal nut	Iso4032	M12	2	
18	000 235 134 1	Spring washer		12	1	
19	000 236 844 0	Washer		13 X 30 X 3	1	
20	000 772 620 0	Pin		M12x20j6x 56	2	
21	000 235 181 0	Circlip	D472	47x1,75	2	
22	000 235 911 0	Grvd.ball bearing	D625	6204 Z	1	
23	000 235 155 0	Circlip	D471	20x1,2	2	
24	000 673 309 1	Tension pinion		15 z.	1	
25	000 727 379 0	Double sprocket		D 127x70 Gg-20	1	
26	000 007 615 0	Gib-head key	D6887	10x 8x 50	1	
27	000 728 006 0	Support		5x50x546	1	
28	000 235 529 0	Hexagonal screw	Iso4017	M10x25	1	
28	000 236 171 0	Hexagonal nut	Iso4032	M10	1	
28	000 239 388 0	Contact washer		A10	1	
29	000 705 220 0	Chain pinion		Ers.D.7052201	1	
30	000 233 575 0	Washer		13 X 40 X3	1	
31	000 235 872 0	Grvd.ball bearing		6204-Rs*	1	
32	000 705 214 0	Tension pinion			1	
33	000 610 449 0	Flange bearing		Bfa 30	1	
34	000 610 446 0	Metal flange		Rb Y 206	2	
35	000 610 448 0	Lock collar bear.		Rä30nppbfa140/	1	
36	000 610 447 0	Tension ring		W.Ers.D.6104471	1	
37	000 236 325 0	Threaded pin	Iso4029	m 8x10	1	
38	000 236 552 0	Threaded pin	Iso4029	M10x 8	2	
39	000 665 260 0	Parallel key	D6885	A 10x 8x 30	1	at 2.7 m and 3.0 m
39	000 712 420 0	Parallel key	D6885	A 10x 8x110	1	at 3.6 m cutterbar
40	000 603 926 0	Drive shaft		D30x260	1	at 2.7 m and 3.0 m
40	000 680 694 3	Drive shaft		D30x325	1	at 3.6 m cutterbar
41	000 236 200 0	Hexagonal screw	Iso4017	M08x20	2	
41	000 236 170 0	Hexagonal nut	Iso4032	M8	2	
41	000 239 387 0	Contact washer		A 8	2	
42	000 603 931 2	Bearing plate			1	
43	000 571 071 0	Spacer tube		R42x7x25	1	
44	000 237 383 0	Hexagonal screw	Iso4017	M10x25	2	
45	000 236 510 0	Flat head bolt	Din603	M10x 20x12	3	

Characteristic: **INTAKE AUGER DRIVE**

Illustration: **007B**



Pos.	Part-No.	Description	DIN	Dimension	Qty.	Remark
45	000 236 171 0	Hexagonal nut	Iso4032	M10	3	
45	000 239 388 0	Contact washer		A10	3	
46	000 675 129 0	Adjusting ring		E30e8x45x15	1	
47	000 670 128 0	Cover			1	
48	000 619 510 1	Brake lining			2	
49	000 651 024 2	Sprocket		D329 16z	1	
50	000 670 126 2	Clutch hub			1	
51	000 610 312 1	Stud		m 10, 70 lang	6	
52	000 616 195 0	Compress.spring		5 X 15,7x 31	6	
53	000 237 947 0	Securing nut	Iso7042	M10	6	
54	000 651 072 1	Roller chain	D8189	S32x 58 G Verst	1	
55	000 651 083 0	Chain Lock Bend.	D8189	C-S32verstärkt	N.B	
56	000 651 082 0	Chain Lock Str.	D8189	G-S32verstärkt	N.B	
-	000 801 487 0	Lock wire		29,21 Tlg	N.B	
57	000 651 084 0	Chain inner link	D8189	B-S32verstärkt	N.B	
58	000 007 617 0	Gib-head key	D6887	10x 8x 63	1	
59	000 609 759 0	Spacer sleeve		D20x25	1	from No. 15201440
60	000 609 763 0	Spring post			1	from No. 15201440
61	000 609 752 0	Pawl			1	from No. 15201440
62	000 008 512 0	Bushing		18 X 22 X16	1	from No. 15201440
63	000 238 206 0	Washer		13 X 30 X4	1	from No. 15201440
64	000 235 554 0	Hexagonal screw	Iso4014	M12x50	1	from No. 15201440
64	000 236 172 0	Hexagonal nut	Iso4032	M12	1	from No. 15201440
64	000 239 389 0	Contact washer		A12	1	from No. 15201440



CLAAS SPARE PARTS LIST

11.01.2008
Sheet 1
DOMINATOR 38

Characteristic: **KNIFE DRIVE, WITH 2,4 M CUTTERBAR**

Illustration: **008**



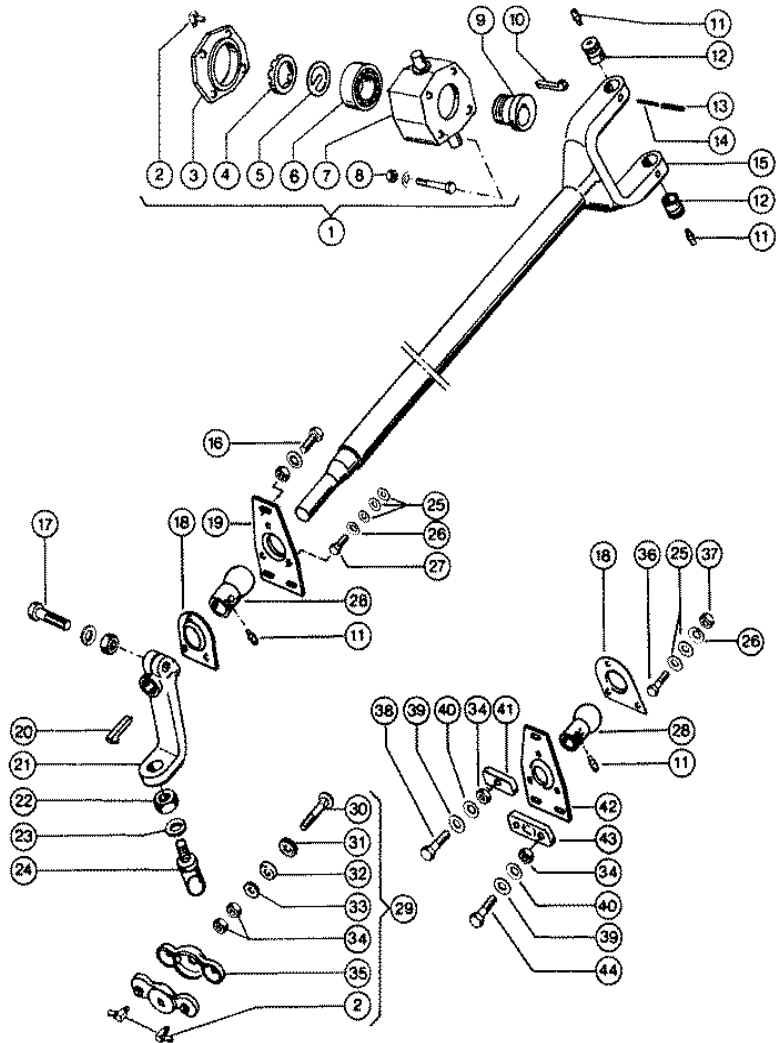
Pos.	Part-No.	Description	DIN	Dimension	Qty.	Remark
1	000 502 511 0	Flat head bolt	Din603	M10x25-F=3	3	
1	000 236 171 0	Hexagonal nut	Iso4032	M10	3	
1	000 239 388 0	Contact washer		A10	3	
2	000 233 407 0	Socket head screw	Iso4762	M10x 16-Mk	3	
3	000 785 341 0	V-belt			1	
4	000 787 399 0	Shaft			1	
5	000 007 615 0	Gib-head key	D6887	10x 8x 50	1	
6	000 787 402 1	Ring support			1	
7	000 238 525 0	Self Lock. Screw		M10x25	4	
8	000 610 368 1	Wobble bearing			1	
9	000 177 309 0	Felt strip	Din6120	5x 7x1400	2	
10	000 610 316 1	Cover			1	
11	000 610 359 1	Slotted nut		m 50x1,5	1	
12	000 610 338 0	Locking plate	D	50	1	
13	000 235 942 0	Ang. ball bearing	D628	3210	1	
14	000 610 358 2	Wobbl.Bear.Casing			1	
15	000 610 357 1	Hub			1	
16	000 235 521 0	Hexagonal screw	Iso4014	M08x60	4	
16	000 236 170 0	Hexagonal nut	Iso4032	M8	4	
16	000 239 387 0	Contact washer		A 8	4	
17	000 236 200 0	Hexagonal screw	Iso4017	M08x20	4	
18	000 239 387 0	Contact washer		A 8	4	
19	000 787 568 1	Bearing cap			1	
20	000 610 449 0	Flange bearing		Bfa 30	1	
21	000 236 325 0	Threaded pin	Iso4029	m 8x10	1	
22	000 610 447 0	Tension ring		W.Ers.D.610447	1	
23	000 610 446 0	Metal flange		Rb Y 206	2	
24	000 610 448 0	Lock collar bear.		Rä30nppbfa140/	1	
25	000 785 160 1	Flanged disc			1	
26	000 522 178 0	Carriage bolt		M10x 30	4	
26	000 237 886 0	Hexagonal nut	Iso4032	M10	4	
26	000 239 388 0	Contact washer		A10	4	
27	000 787 202 1	Bearing housing			1	
28	000 238 504 0	Grvd.ball bearing		6208-2rs*	1	
29	000 238 281 0	Back-up washer	Din988	S 40x50	1	
30	000 235 166 0	Circlip	Din471	40x1,75	1	
31	000 787 403 0	Bearing cover			1	
32	000 236 944 0	Grease nipple	Din714	12S 6x1	7	
33	000 237 453 0	Hexagonal screw	Iso4017	M10x30	3	
34	000 239 388 0	Contact washer		A10	3	
35	000 236 831 0	Washer		10,5x 25 X2	3	
36	000 787 272 1	Bearing support			1	
37	000 238 636 0	Joint bearing	648	Ge 30 do-2rs	1	
38	000 787 398 1	Spacer ring			1	
39	000 235 181 0	Circlip	D472	47x1,75	1	
40	000 789 162 0	Wobble shaft			1	
41	000 235 590 0	Hexagonal screw	Iso4014	M16x70	1	
41	000 236 173 0	Hexagonal nut	Iso4032	M16	1	
41	000 235 135 1	Safety ring	Din128	16	1	
42	000 610 347 0	Knife angle			1	
43	000 007 612 0	Gib-head key	D6887	10x 8x 40	1	
44	000 610 369 1	Ball socket ass.			1	
45	000 236 171 0	Hexagonal nut	Iso4032	M10	1	
46	000 610 366 0	Cover cap		D43x1,5	1	

Characteristic: **KNIFE DRIVE, WITH 2,4 M CUTTERBAR**

Illustration: **008**

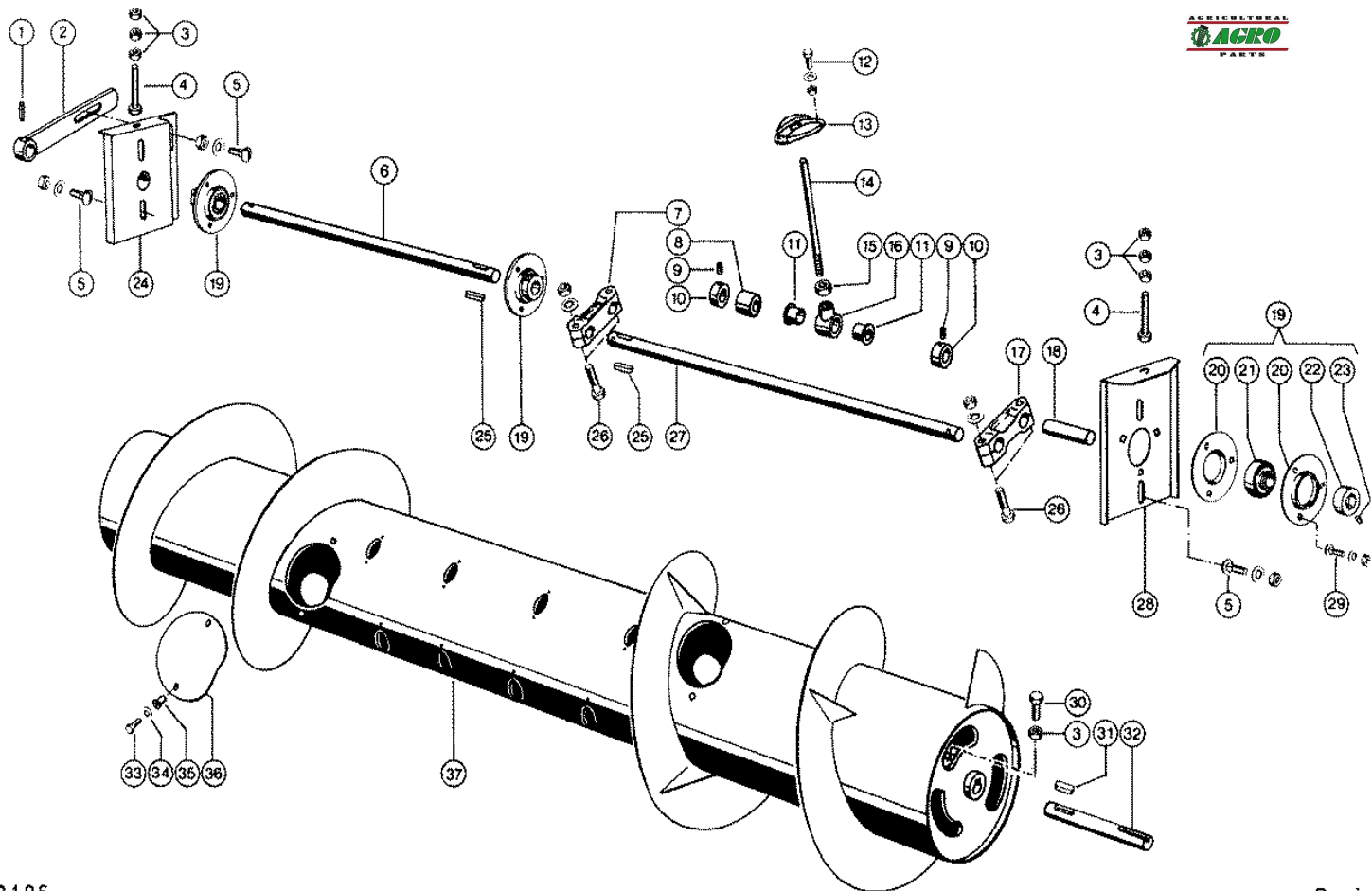


Pos.	Part-No.	Description	DIN	Dimension	Qty.	Remark
47	000 610 363 0	Rubber disc		10,5x 34x 7	1	
48	000 610 322 1	Ball socket		D26x86	2	
49	000 237 592 0	Washer	Din902	110,5	1	
50	000 236 464 0	Flat head bolt	Din603	M10x 70	1	
51	000 236 942 0	Grease nipple	D71412	As 6x1	1	
52	000 610 334 3	Bushing			2	
53	000 235 667 0	Tensioning pin	I8752	W.Ers.D 235667	2	
54	000 235 628 0	Tensioning pin	I8257	W.Ers.D 235628	2	
55	000 237 521 0	Hexagonal nut	Iso4032	M20	1	
56	000 235 137 1	Safety ring		20	1	
57	000 610 321 0	Ball bolt		34 X 82	1	



Characteristic: **KNIFE DRIVE, FROM 2,7 M CUTTERBAR**Illustration: **008A**

Pos.	Part-No.	Description	DIN	Dimension	Qty.	Remark
1	000 610 368 1	Wobble bearing			1	
2	000 236 944 0	Grease nipple	Din714	12S 6x1	5	
3	000 610 316 1	Cover			1	
4	000 610 359 1	Slotted nut		m 50x1,5	1	
5	000 610 338 0	Locking plate	D	50	1	
6	000 235 942 0	Ang. ball bearing	D628	3210	1	
7	000 610 358 2	Wobbl.Bear.Casing			1	
8	000 235 521 0	Hexagonal screw	Iso4014	M08x60	4	
8	000 236 170 0	Hexagonal nut	Iso4032	M8	4	
8	000 239 387 0	Contact washer		A 8	4	
9	000 610 357 1	Hub			1	
10	000 007 615 0	Gib-head key	D6887	10x 8x 50	1	
11	000 236 942 0	Grease nipple	D71412	As 6x1	3	
12	000 610 334 3	Bushing			2	
13	000 235 667 0	Tensioning pin	I8752	W.Ers.D 2356672	2	
14	000 235 628 0	Tensioning pin	I8257	W.Ers.D 2356282	2	
15	000 613 305 3	Knife Drive Shaft			1	
16	000 237 453 0	Hexagonal screw	Iso4017	M10x30	3	from cutterbar 247185
16	000 236 171 0	Hexagonal nut	Iso4032	M10	3	from cutterbar 247185
16	000 239 388 0	Contact washer		A10	3	from cutterbar 247185
17	000 235 590 0	Hexagonal screw	Iso4014	M16x70	1	
17	000 236 173 0	Hexagonal nut	Iso4032	M16	1	
17	000 235 135 1	Safety ring	Din128	16	1	
18	000 651 097 0	Ball cup		3x90x85	1	
19	000 728 009 0	Adjusting plate			1	from cutterbar 247185
20	000 007 612 0	Gib-head key	D6887	10x 8x 40	1	
21	000 613 307 1	Knife bellcrank		101226.0	1	
22	000 237 521 0	Hexagonal nut	Iso4032	M20	1	
23	000 235 137 1	Safety ring		20	1	
24	000 610 321 0	Ball bolt		34 X 82	1	
25	000 236 912 2	Washer	Din125	8,4	9	
26	000 239 387 0	Contact washer		A 8	3	
27	000 237 439 0	Hexagonal screw	Iso4017	M08x16	3	from cutterbar 247185
28	000 613 308 1	Glide bearing			1	
29	000 610 369 1	Ball socket ass.			1	
30	000 236 464 0	Flat head bolt	Din603	M10x 70	1	
31	000 610 363 0	Rubber disc		10,5x 34x 7	1	
32	000 610 366 0	Cover cap		D43x1,5	1	
33	000 237 592 0	Washer	Din902	10,5	1	
34	000 236 171 0	Hexagonal nut	Iso4032	M10	5	
35	000 610 322 1	Ball socket		D26x86	2	
36	000 237 339 0	Hexagonal screw	Iso4014	M08x35	3	to cutterbar 247184
37	000 236 170 0	Hexagonal nut	Iso4032	M8	3	to cutterbar 247184
38	000 235 533 0	Hexagonal screw	Iso4014	M10x45	1	to cutterbar 247184
39	000 238 053 0	Washer		10,5x 22 X3	3	to cutterbar 247184
40	000 239 388 0	Contact washer		A10	3	to cutterbar 247184
41	000 651 096 1	Notched adjuster		26x13x 55	1	to cutterbar 247184
42	000 651 095 1	Adjusting plate		83x10x141	1	to cutterbar 247184
43	000 610 351 1	Notched adjuster		26x13x80 Sr	1	to cutterbar 247184
44	000 235 534 1	Hexagonal screw	Iso4014	M10x50x29	2	to cutterbar 247184

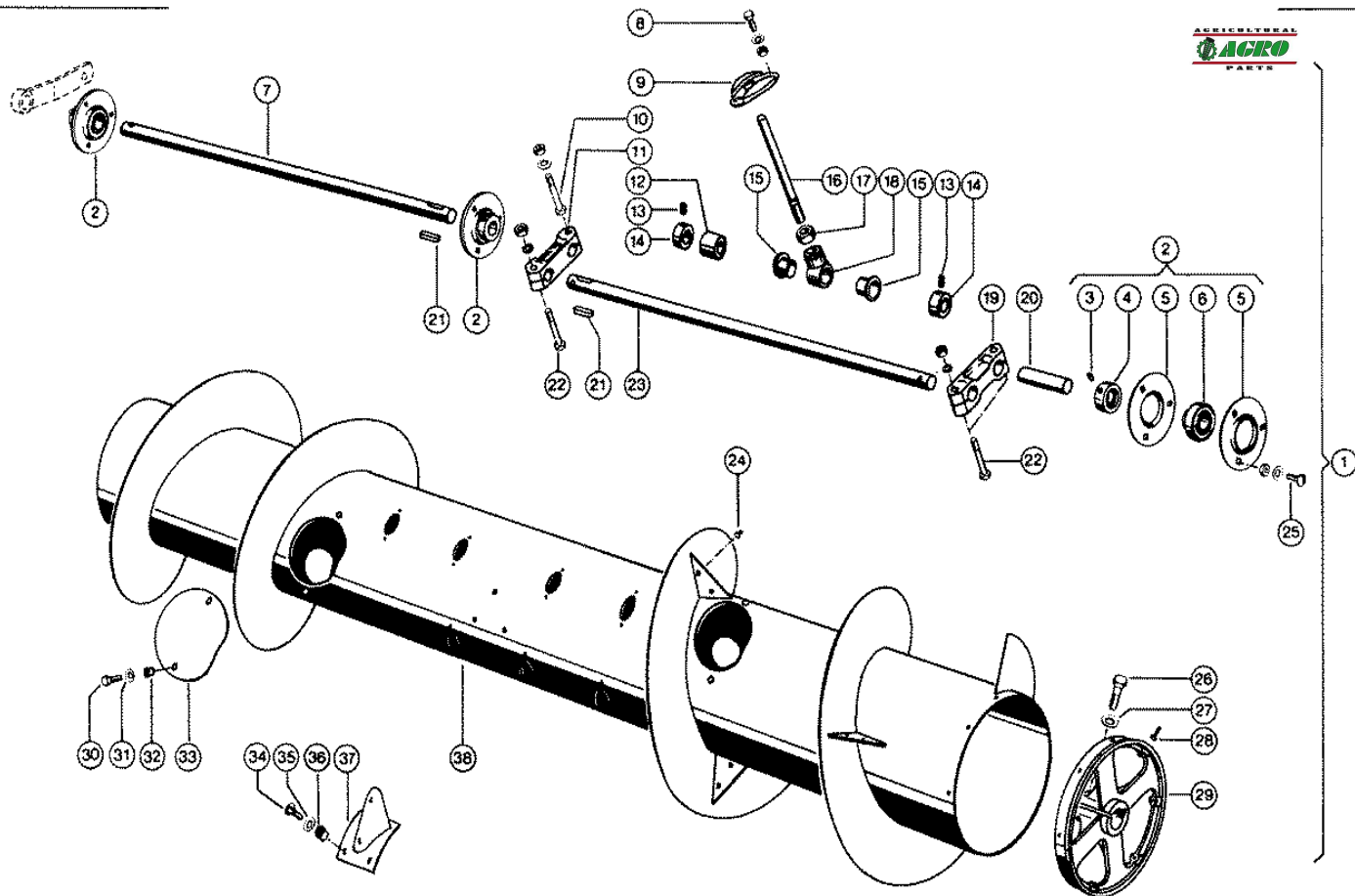


Characteristic: **INTAKE AUGER, WITH 2,4 M CUTTERBAR**

Illustration: **009**



Pos.	Part-No.	Description	DIN	Dimension	Qty.	Remark
1	000 235 680 2	Tensioning pin	I8752	W.Ers.D.2356803	1	
2	000 787 699 0	Lever			1	
3	000 236 171 0	Hexagonal nut	Iso4032	M10	7	
4	000 237 806 1	Hexagonal screw	Iso4017	M10x70	2	
5	000 236 510 0	Flat head bolt	Din603	M10x 20x12	5	
5	000 236 171 0	Hexagonal nut	Iso4032	M10	5	
5	000 239 394 1	Contact washer		B10	5	
6	000 787 429 1	Adjusting shaft			1	
7	000 676 144 0	Control Lever R.H			1	
8	000 787 426 1	Bushing		D 35x4x40	1	
9	000 236 552 0	Threaded pin	Iso4029	M10x 8	2	
10	000 670 480 0	Adjusting ring		A25c11x40x15m10	2	
11	000 008 543 0	Bushing		25,1x 30 X15	26	
12	000 237 465 0	Hexagonal screw	Iso4017	M06x16	26	
12	000 237 983 0	Securing nut	Iso7042	M06	26	
12	000 236 180 0	Washer	D9021	6,4	26	
13	000 603 754 2	Finger guide			13	
14	000 603 759 1	Finger		D 16x205	13	
15	000 237 519 0	Hexagonal nut	Iso8673	M16x1,5	13	
16	000 670 199 0	Swing bearing			13	
17	000 676 145 0	Control lever l.h			1	
18	000 670 477 0	Shaft piece		D 25x95	1	
19	000 636 340 0	Flange bearing		Bfa 25	3	
20	000 636 343 0	Metal flange		Rb Y 205	6	
21	000 636 341 0	Lock collar bear.		Yen 205	3	
22	000 636 342 0	Tension ring		W.Ers.D.6363421	3	
23	000 236 551 1	Threaded pin	Iso4029	m 6x 6	3	
24	000 787 704 1	Bearing plate r.h			1	
25	000 766 546 0	Parallel key	D6885	A 8x 7x 32	2	
26	000 235 535 0	Hexagonal screw	Iso4014	M10x55	4	
26	000 236 171 0	Hexagonal nut	Iso4032	M10	4	
26	000 239 388 0	Contact washer		A10	4	
27	000 670 478 3	Control shaft		D 25x937	1	
28	000 787 702 2	Bearing plate l.h			1	
29	000 236 438 0	Flat head bolt	Din603	m 8x 16x10	9	
29	000 236 170 0	Hexagonal nut	Iso4032	M8	9	
29	000 239 387 0	Contact washer		A 8	9	
30	000 237 384 0	Hexagonal screw	Iso4017	M10x25-Cp-Sw13	1	
31	000 776 068 0	Parallel key	D6885	A 10x 8x 40	1	
32	000 789 137 0	Drive shaft		7'- 8'	1	
33	000 237 464 0	Hexagonal screw	Iso4017	M06x12	4	
34	000 239 386 0	Contact washer		A 6	4	
35	000 238 177 0	Rivet nut, cts.		m 6- 9x15,3	4	
36	000 674 217 1	Cover		D 190x1,5	2	
37	000 727 245 1	Table auger			1	

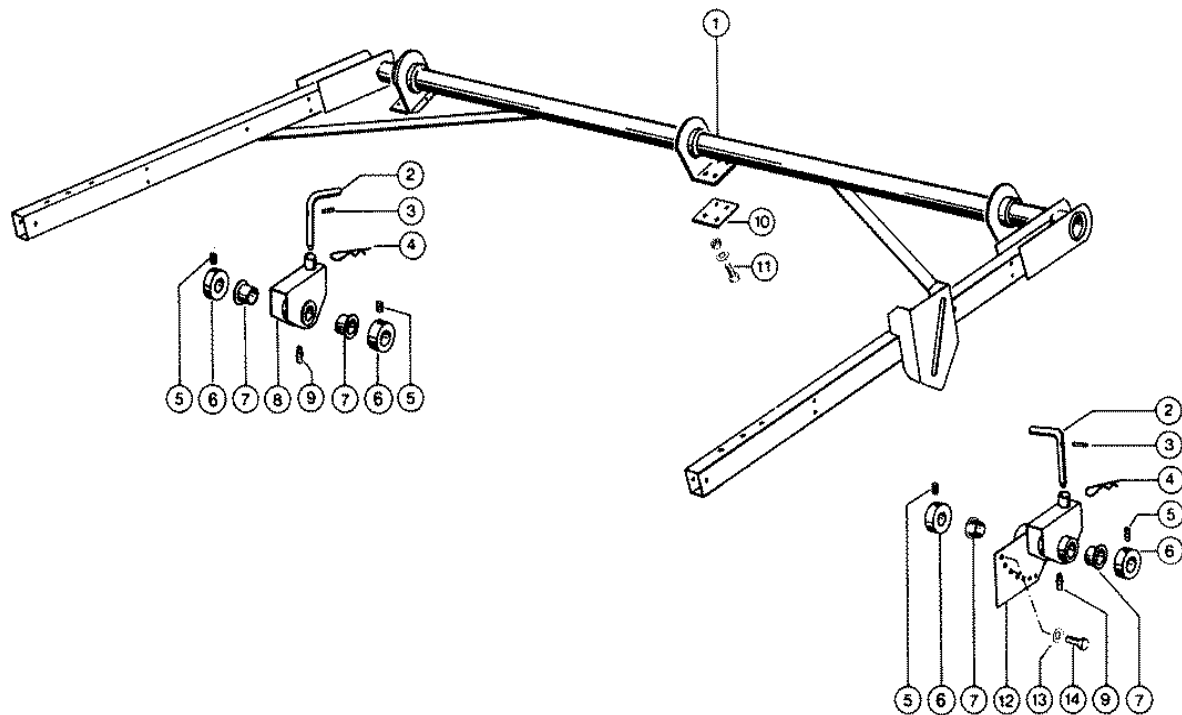


Characteristic: **INTAKE AUGER, FROM 2,7 M CUTTERBAR**

Illustration: **009A**



Pos.	Part-No.	Description	DIN	Dimension	Qty.	Remark
1	000 604 301 1	Table auger cpl.		2,70m S	1	at 2.7 m cutterbar
1	000 603 909 2	Table auger cpl.		3,00m S	1	at 3.0 m cutterbar
1	000 688 057 3	Table auger cpl.		3,60m S	1	at 3.6 m cutterbar
2	000 636 340 0	Flange bearing		Bfa 25	3	
3	000 236 551 1	Threaded pin	Iso4029	m 6x 6	3	
4	000 636 342 0	Tension ring		W.Ers.D.636342	13	
5	000 636 343 0	Metal flange		Rb Y 205	6	
6	000 636 341 0	Lock collar bear.		Yen 205	3	
7	000 604 357 0	Adjusting shaft		D25x1010	1	at 2.7 m cutterbar
7	000 603 857 0	Adjusting shaft		D25x1140,5	1	at 3.0 m cutterbar
7	000 688 063 0	Adjusting shaft		25x1454,5	1	at 3.6 m cutterbar
8	000 237 465 0	Hexagonal screw	Iso4017	M06x16	34	
8	000 237 983 0	Securing nut	Iso7042	M06	34	
8	000 236 180 0	Washer	D9021	6,4	34	
9	000 603 754 2	Finger guide			17	
10	000 235 534 1	Hexagonal screw	Iso4014	M10x50x29	1	
10	000 236 171 0	Hexagonal nut	Iso4032	M10	1	
10	000 239 388 0	Contact washer		A10	1	
11	000 676 144 0	Control Lever R.H			1	
12	000 787 426 1	Bushing		D 35x4x40	1	
13	000 236 552 0	Threaded pin	Iso4029	M10x 8	2	
14	000 670 480 0	Adjusting ring		A25c11x40x15m1	2	
15	000 008 543 0	Bushing		25,1x 30 X15	34	
16	000 603 759 1	Finger		D 16x205	17	
17	000 237 519 0	Hexagonal nut	Iso8673	M16x1,5	17	
18	000 670 199 0	Swing bearing			17	
19	000 676 145 0	Control lever l.h			1	
20	000 670 477 0	Shaft piece		D 25x95	1	
21	000 766 546 0	Parallel key	D6885	A 8x 7x 32	2	
22	000 235 535 0	Hexagonal screw	Iso4014	M10x55	3	
22	000 236 171 0	Hexagonal nut	Iso4032	M10	3	
22	000 239 388 0	Contact washer		A10	3	
23	000 670 478 3	Control shaft		D 25x937	1	
24	000 238 500 0	Plug		D 9,4-F	8	
25	000 236 438 0	Flat head bolt	Din603	m 8x 16x10	9	
25	000 236 170 0	Hexagonal nut	Iso4032	M8	9	
25	000 239 387 0	Contact washer		A 8	9	
26	000 235 554 0	Hexagonal screw	Iso4014	M12x50	1	
27	000 239 389 0	Contact washer		A12	1	
28	000 235 464 0	1/2 round rivet	D660	6 X28	8	
29	000 610 409 2	Hub l.h.			1	at 2.7 m and 3.0 m
30	000 237 464 0	Hexagonal screw	Iso4017	M06x12	4	
31	000 239 386 0	Contact washer		A 6	4	
32	000 238 177 0	Rivet nut, cts.		m 6- 9x15,3	4	
33	000 674 217 1	Cover		D 190x1,5	2	
34	000 610 097 1	Flat head bolt		m 8x 16	6	
35	000 239 387 0	Contact washer		A 8	6	
36	000 239 019 0	Rivet nut, cts.		m 8-11x17,3	6	
37	000 673 090 1	Feeder aid			2	
38	000 604 302 1	Table auger		S	1	at 2.7 m cutterbar
38	000 603 853 1	Table auger		S	1	at 3.0 m cutterbar
38	000 688 058 2	Table auger		S	1	at 3.6 m cutterbar

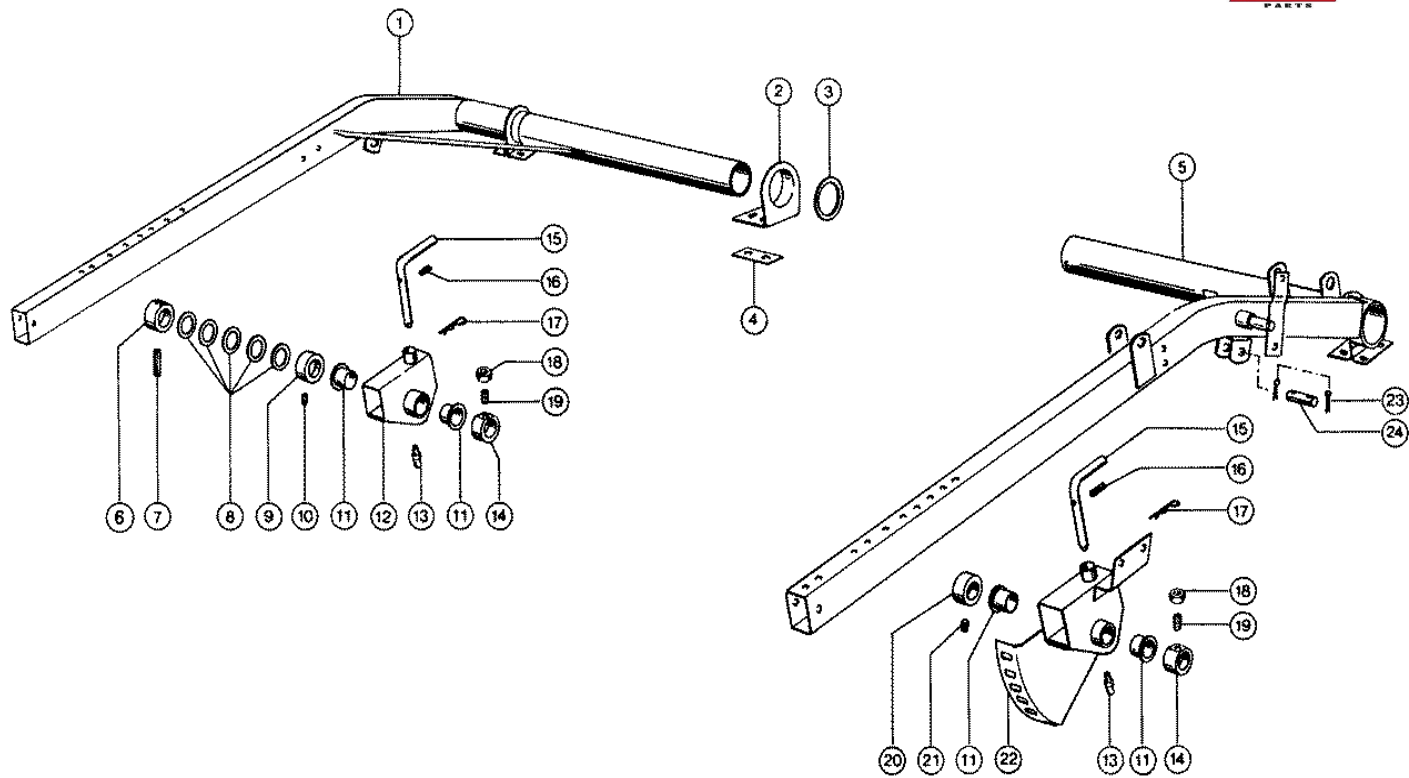


Characteristic: **REEL SUPPORT FRAME, WITH 2,4 M CUTTERBAR**

Illustration: **010**



Pos.	Part-No.	Description	DIN	Dimension	Qty.	Remark
1	000 787 581 0	Reel sup.tube			1	
2	000 672 986 0	Plug			2	
3	000 237 603 0	Tensioning pin	Iso8752	24 X 20	2	
4	000 665 666 0	Spring clip		3 X 77	2	
5	000 236 552 0	Threaded pin	Iso4029	M10x 8	8	
6	000 675 129 0	Adjusting ring		E30e8x45x15	4	
7	000 008 550 0	Bushing		30 X 34 X21	4	
8	000 672 983 1	Reel bearing r.h.			1	
9	000 236 942 0	Grease nipple	D71412	As 6x1	2	
10	000 670 226 1	Shim		3x60x78	2	
11	000 236 200 0	Hexagonal screw	Iso4017	M08x20	8	
11	000 236 170 0	Hexagonal nut	Iso4032	M8	8	
11	000 239 387 0	Contact washer		A 8	8	
12	000 672 980 1	Reel bearing l.h.			1	
13	000 239 388 0	Contact washer		A10	2	
14	000 237 382 0	Hexagonal screw	Iso4017	M10x20	2	



CLAAS SPARE PARTS LIST

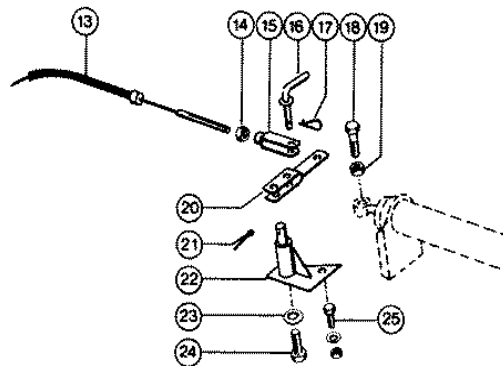
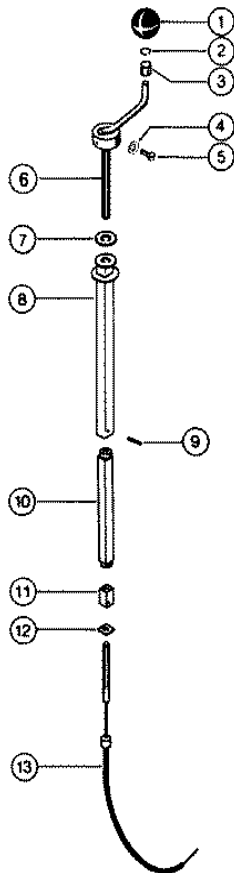
11.01.2008
Sheet 1
DOMINATOR 38

Characteristic: **REEL SUPPORT FRAME, FROM 2,7 M CUTTERBAR**

Illustration: **010A**



Pos.	Part-No.	Description	DIN	Dimension	Qty.	Remark
1	000 727 371 1	Reel Arm R.H.			1	
2	000 610 014 1	Reel Arm Support			2	
3	000 610 521 1	Spacer ring		4x75x82	2	
4	000 810 226 0	Shim		30x4x70	2	
5	000 727 370 2	Reel Arm L.H.			1	
6	000 503 428 0	Adjusting ring		B30e8x45,15x15	1	at 3.6 m cutterbar
7	000 235 667 0	Tensioning pin	I8752	W.Ers.D 2356672	1	at 3.6 m cutterbar
8	000 234 306 0	Washer		30,5x 42 X2	5	at 3.6 m cutterbar
9	000 675 129 0	Adjusting ring		E30e8x45x15	1	at 2.7 m and 3.0 m
10	000 236 552 0	Threaded pin	Iso4029	M10x 8	1	at 2.7 m and 3.0 m
11	000 008 550 0	Bushing		30 X 34 X21	4	
12	000 672 983 1	Reel bearing r.h.			1	
13	000 236 942 0	Grease nipple	D71412	As 6x1	2	
14	000 604 241 0	Adjusting ring		30e8x45,15x17	2	
15	000 672 986 0	Plug			2	
16	000 237 603 0	Tensioning pin	Iso8752	24 X 20	2	
17	000 665 666 0	Spring clip		3 X 77	2	
18	000 237 786 0	Hexagonal nut	Iso4035	M10	2	
19	000 244 372 0	Threaded pin	Iso4029	M10x12	2	
20	000 675 129 0	Adjusting ring		E30e8x45x15	1	
21	000 236 552 0	Threaded pin	Iso4029	M10x 8	1	
22	000 728 026 0	Reel bearing l.h.		S	1	
23	000 235 089 0	Split pin	I1234	4 X 22	4	
24	000 523 525 1	Pin		D 16x58	2	

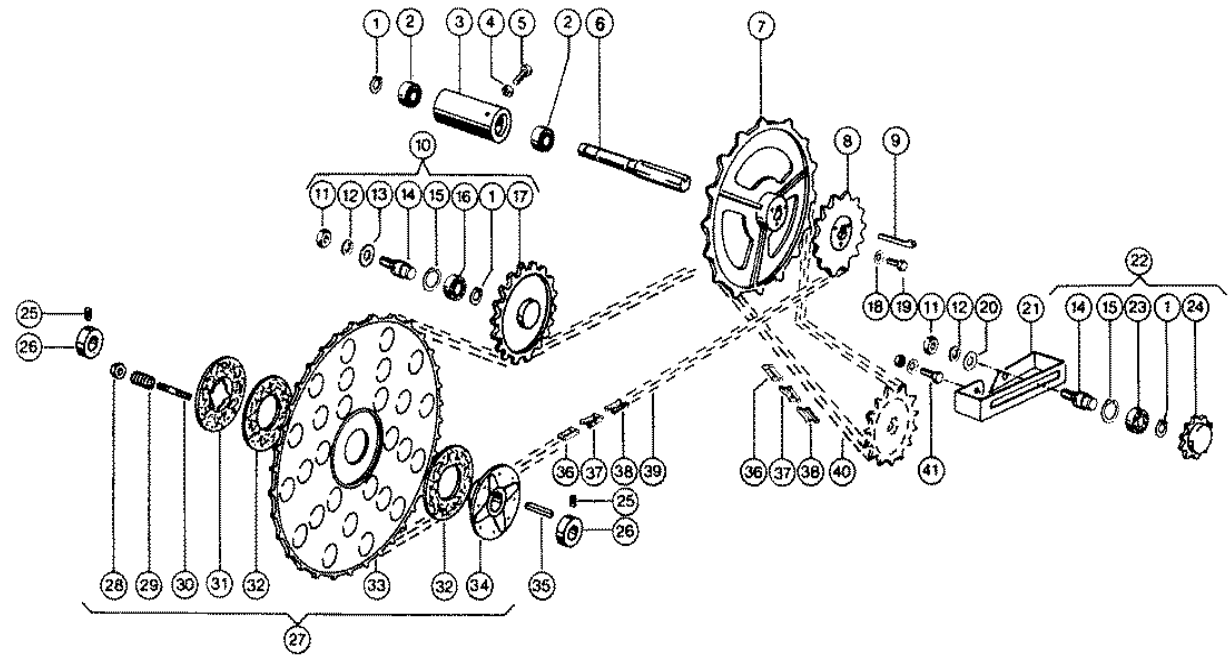


Characteristic: **CUTTERBAR**

Illustration: **010B**

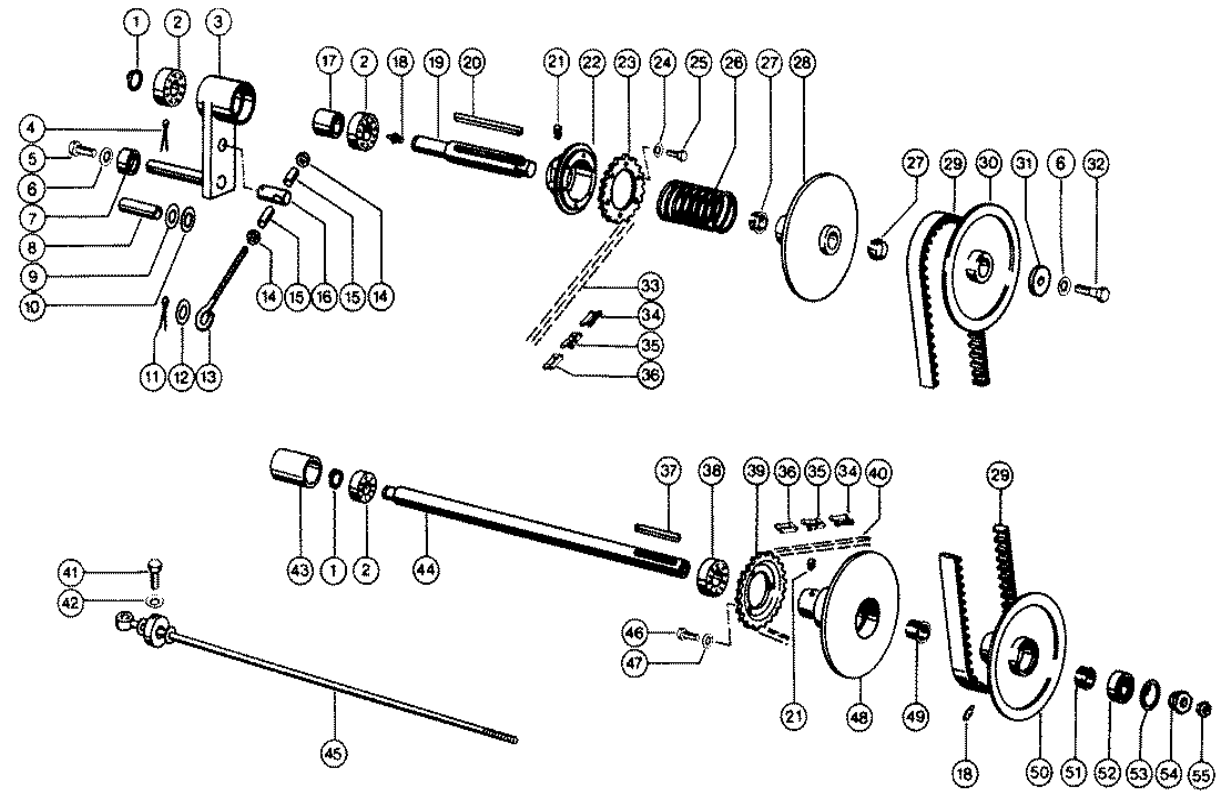


Pos.	Part-No.	Description	DIN	Dimension	Qty.	Remark
1	000 688 226 0	Ball knob		D 40	1	
2	000 239 309 0	Snap ring	D7993	A 10	1	
3	000 244 592 0	Tensioning pin	Iso8752	16 X 20	1	
4	000 236 489 1	Spring washer		4	3	
5	000 236 991 0	Socket head screw	D84	m 4x 8	3	
6	000 688 119 1	Crank arm ass.			1	
7	000 688 142 0	Thrust washer		13 X 40 X 3	1	
8	000 688 135 1	Guide tube			1	
9	000 236 968 0	Tensioning pin	Iso8752	24 X 24	1	
10	000 688 137 1	Glide tube			1	
11	000 688 141 1	Spacer piece		20x20x28	1	
12	000 676 474 1	Washer		D25x4	1	
13	000 651 037 0	Cable		3150 Lg	1	
14	000 237 786 0	Hexagonal nut	Iso4035	M10	1	
15	000 632 127 0	Fork head	D71752	G10x40	1	
16	000 688 163 1	Plug			1	
17	000 665 666 0	Spring clip		3 X 77	1	
18	000 237 874 0	Hexagonal screw	Iso4017	M10x35	1	
19	000 237 947 0	Securing nut	Iso7042	M10	1	
20	000 688 151 0	Fork			1	
21	000 235 090 0	Split pin	I1234	4 X 28	1	
22	000 603 977 1	Basic plate			1	
23	000 239 389 0	Contact washer		A12	1	
24	000 237 461 0	Hexagonal screw	Iso4017	M12x30	1	
25	000 236 200 0	Hexagonal screw	Iso4017	M08x20	1	
25	000 236 170 0	Hexagonal nut	Iso4032	M8	1	
25	000 239 387 0	Contact washer		A 8	1	



Characteristic: **REEL DRIVE, WITH 2,4 CUTTERBAR**Illustration: **011**

Pos.	Part-No.	Description	DIN	Dimension	Qty.	Remark
1	000 235 155 0	Circlip	D471	20x1,2	3	
2	000 237 708 0	Grvd.ball bearing		6004-2rs*	2	
3	000 787 353 1	Bearing tube			1	
4	000 236 171 0	Hexagonal nut	Iso4032	M10	1	
5	000 237 384 0	Hexagonal screw	Iso4017	M10x25-Cp-Sw13	1	
6	000 787 590 0	Reel drive shaft			1	
7	000 787 591 1	Sprocket		32z	1	
8	000 787 592 0	Sprocket		14z	1	
8	000 787 593 0	Sprocket		8z	1	
9	000 244 799 0	Gib-head key	D6887	8x 7x 50	1	
10	000 705 220 0	Chain pinion		Ers.D.7052201	1	
11	000 236 172 0	Hexagonal nut	Iso4032	M12	2	
12	000 235 134 1	Spring washer		12	2	
13	000 233 575 0	Washer		13 X 40 X3	1	
14	000 772 620 0	Pin		M12x20j6x 56	2	
15	000 235 181 0	Circlip	D472	47x1,75	2	
16	000 235 872 0	Grvd.ball bearing		6204-Rs*	1	
17	000 705 214 0	Tension pinion			1	
18	000 239 387 0	Contact washer		A 8	3	
19	000 236 200 0	Hexagonal screw	Iso4017	M08x20	3	
20	000 235 124 2	Washer	Iso7089	13	1	
21	000 787 587 0	Tens.pinion supp.			1	
22	000 770 630 0	Tens.pinion cpl.		8 z. 29,21 tlg	1	
23	000 235 911 0	Grvd.ball bearing	D625	6204 Z	1	
24	000 770 638 1	Tension pinion		Romm gg 22	1	
25	000 236 552 0	Threaded pin	Iso4029	M10x 8	4	
26	000 675 129 0	Adjusting ring		E30e8x45x15	2	
27	000 770 857 1	Sprocket assy.		200nm 26z s	1	
28	000 237 947 0	Securing nut	Iso7042	M10	6	
29	000 616 195 0	Compress.spring		5 X 15,7x 31	6	
30	000 610 312 1	Stud		m 10, 70 lang	6	
31	000 670 128 0	Cover			1	
32	000 619 510 1	Brake lining			2	
33	000 770 847 0	Sprocket		52zähne Gg-22	1	
34	000 670 161 1	Clutch hub			1	
35	000 776 068 0	Parallel key	D6885	A 10x 8x 40	1	
36	000 651 084 0	Chain inner link	D8189	B-S32verstärkt	N.B	
37	000 651 083 0	Chain Lock Bend.	D8189	C-S32verstärkt	N.B	
38	000 651 082 0	Chain Lock Str.	D8189	G-S32verstärkt	N.B	
-	000 801 487 0	Lock wire		29,21 Tlg	N.B	
39	000 787 631 0	Roller chain	8189	S32x 99 l-g	1	
40	000 787 607 1	Roller chain	8189	S32x 50	1	
41	000 237 383 0	Hexagonal screw	Iso4017	M10x25	2	
41	000 236 171 0	Hexagonal nut	Iso4032	M10	2	
41	000 239 388 0	Contact washer		A10	2	



Characteristic: **REEL VARIABLE SPEED DRIVE, FROM 2,7 M CUTTERBAR**Illustration: **011A**

Pos.	Part-No.	Description	DIN	Dimension	Qty.	Remark
1	000 235 160 0	Circlip	Din471	25x1,2	2	
2	000 235 870 0	Grvd.ball bearing		6205-2rs*	3	
3	000 670 210 2	Tensioning arm			1	
4	000 235 090 0	Split pin	I1234	4 X 28	1	
5	000 237 874 0	Hexagonal screw	Iso4017	M10x35	1	
6	000 239 388 0	Contact washer		A10	2	
7	000 670 223 0	Pressure ring		D 35x15	1	
8	000 670 222 1	Spacer tube		D 30x2,6x95	1	
9	000 236 956 0	Washer		23 X 40 X1,5	1	
10	000 236 957 0	Washer		23 X 40 X3	1	
11	000 235 089 0	Split pin	I1234	4 X 22	1	
12	000 236 950 0	Washer		16,5x 33 X1,5	1	
13	000 670 194 0	Eyebolt		M12x200	1	
14	000 236 172 0	Hexagonal nut	Iso4032	M12	2	
15	000 653 681 0	Spacer tube		20 lang	2	
16	000 670 221 0	Pin		22h9 X 65	1	
17	000 670 220 0	Spacer tube		D 34x4x40	1	
18	000 236 942 0	Grease nipple	D71412	As 6x1	2	
19	000 670 214 1	Drive shaft		D 30, 224 lang	1	
20	000 670 265 0	Parallel key		9x10x135	1	
21	000 244 372 0	Threaded pin	Iso4029	M10x12	4	
22	000 670 218 2	Centering hub			1	
23	000 670 219 0	Sprocket		15,875tlg 22z	1	
24	000 239 386 0	Contact washer		A 6	6	
25	000 237 465 0	Hexagonal screw	Iso4017	M06x16	6	
26	000 670 217 1	Compress.spring		5,6 X 58,6x191	1	
27	000 670 279 0	Bushing		30,4x 34,3x21	2	
28	000 670 287 0	Variator pulley		Lose	1	
29	000 670 224 1	V-belt			1	
30	000 670 215 1	Variator pulley		Fest	1	
31	000 670 206 0	Centering disc		D 51x6	1	
32	000 237 842 1	Hexagonal screw	Iso4017	M10x65	1	
33	000 670 228 0	Roller chain		15,875t 74ro	1	
34	000 670 251 0	Chain Lock Str.		15,875	N.B	
35	000 670 252 0	Chain Lock Bend.		15,875x6,48	N.B	
36	000 670 250 0	Chain inner link		15,875	N.B	
37	000 670 264 0	Parallel key		9x10x100	1	
38	000 235 830 0	Grvd.ball bearing		6206-2rs*	1	
39	000 727 381 0	Sprocket		Z 28	1	
40	000 728 007 1	Roller chain		15,875t 63ro	1	
41	000 237 382 0	Hexagonal screw	Iso4017	M10x20	2	
42	000 239 394 1	Contact washer		B10	2	
43	000 688 145 0	Spacer tube		D 51x4,5x65	1	
44	000 670 201 2	Bearing tube		R30,2x6x656	1	
45	000 688 148 2	Pull rod			1	
46	000 236 200 0	Hexagonal screw	Iso4017	M08x20	3	
47	000 239 387 0	Contact washer		A 8	3	
48	000 670 202 1	Variator pulley			1	
49	000 670 278 0	Bush with hole		30,4x 38 X21	1	
50	000 670 288 1	Variator pulley			1	
51	000 670 277 0	Bushing		30,4x 38 X30	1	
52	000 236 752 0	Grvd.ball bearing		6204-2rs*	1	
53	000 235 181 0	Circlip	D472	47x1,75	1	
54	000 778 527 0	Thrust plate		6kt30x 14 mm	1	

CLAAS SPARE PARTS LIST

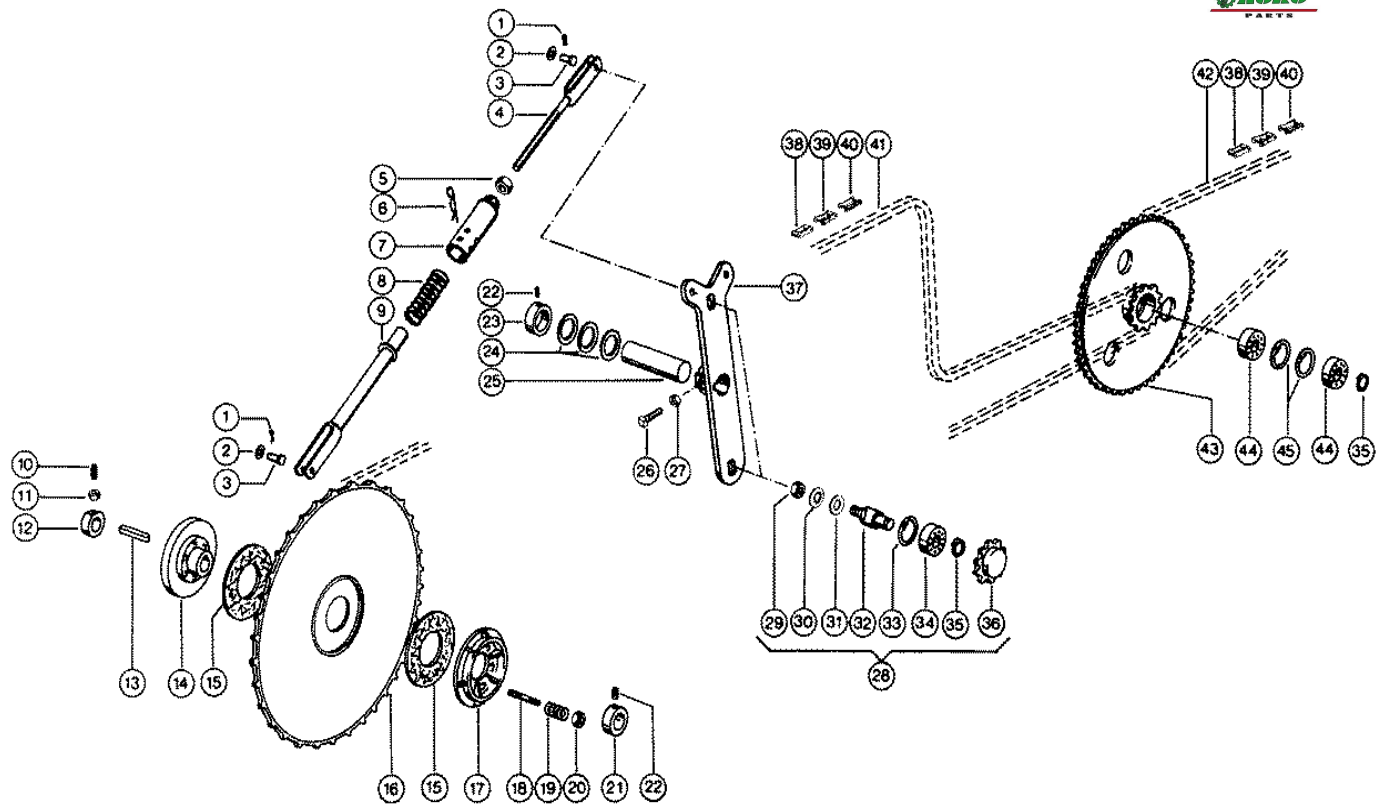
11.01.2008
 Sheet 2
 DOMINATOR 38

Characteristic: **REEL VARIABLE SPEED DRIVE, FROM 2,7 M CUTTERBAR**

Illustration: **011A**



Pos.	Part-No.	Description	DIN	Dimension	Qty.	Remark
55	000 237 786 0	Hexagonal nut	Iso4035	M10	1	



CLAAS SPARE PARTS LIST

11.01.2008
Sheet 1
DOMINATOR 38

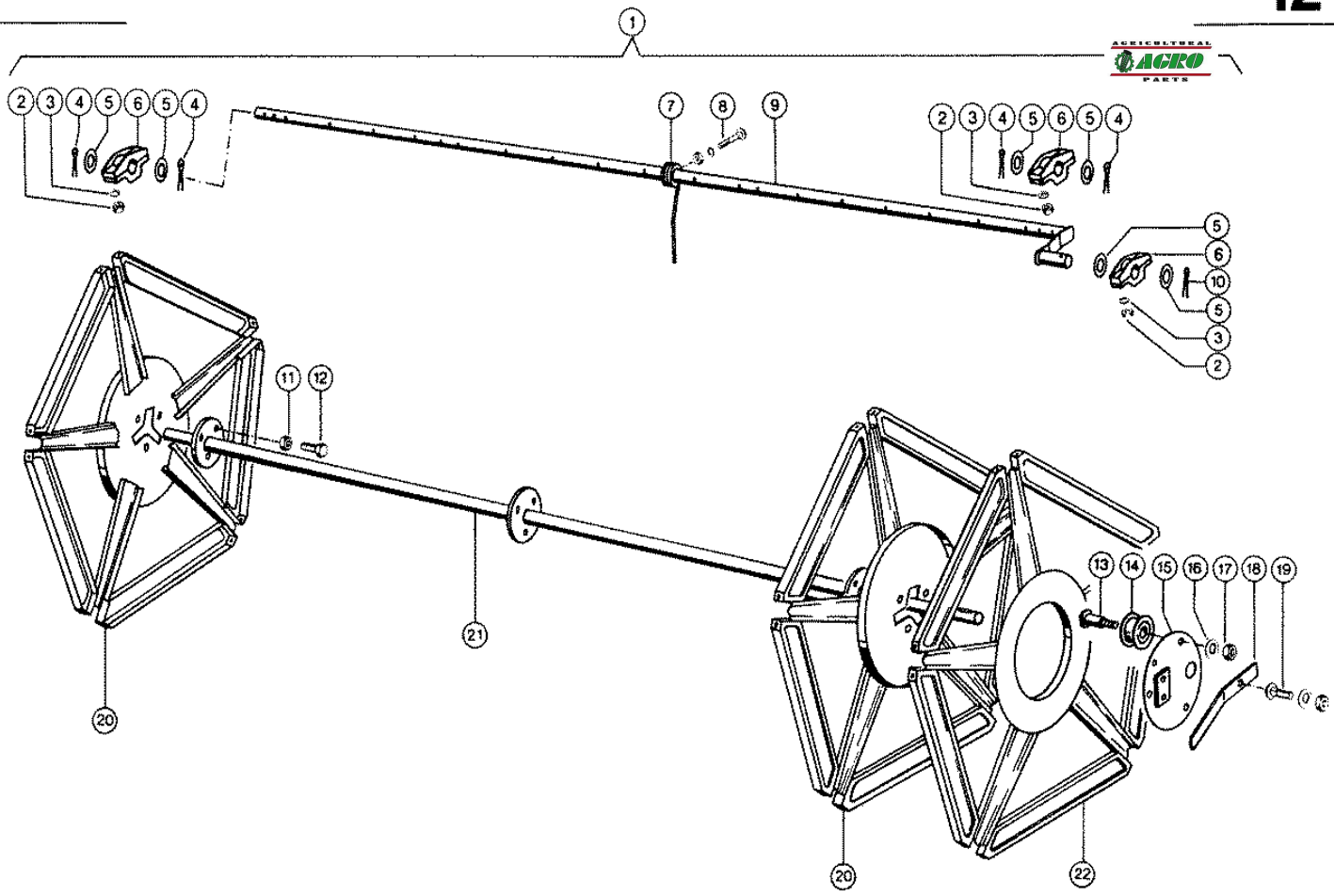
Characteristic: **REEL DRIVE, FROM 2,7 M CUTTERBAR**

Illustration: **011B**



Pos.	Part-No.	Description	DIN	Dimension	Qty.	Remark
1	000 235 083 0	Split pin	I1234	3,2x 18	2	
2	000 238 292 0	Washer		10,5x 22 X1	2	
3	000 244 519 0	Pin	D1444	B10h11x 30x24	2	
4	000 645 784 0	Fork			1	
5	000 236 173 0	Hexagonal nut	Iso4032	M16	1	
6	000 665 666 0	Spring clip		3 X 77	1	
7	000 645 785 0	Tube			1	
8	000 645 788 0	Compress.spring		4,5 X 30 X 92	1	
9	000 645 782 0	Tube			1	
10	000 244 372 0	Threaded pin	Iso4029	M10x12	2	
11	000 237 786 0	Hexagonal nut	Iso4035	M10	2	
12	000 604 241 0	Adjusting ring		30e8x45,15x17	1	
13	000 776 068 0	Parallel key	D6885	A 10x 8x 40	1	
14	000 670 161 1	Clutch hub			1	
15	000 619 510 1	Brake lining			2	
16	000 677 073 0	Reel sprocket		100 Z.	1	
17	000 670 128 0	Cover			1	
18	000 610 312 1	Stud		m 10, 70 lang	6	
19	000 616 195 0	Compress.spring		5 X 15,7x 31	6	
20	000 237 947 0	Securing nut	Iso7042	M10	6	
21	000 675 129 0	Adjusting ring		E30e8x45x15	1	
22	000 236 552 0	Threaded pin	Iso4029	M10x 8	3	
23	000 500 309 2	Adjusting ring		A30e8x45x15/M10	1	
24	000 234 349 0	Washer		30,5x 42 X3	3	
25	000 786 486 1	Bearing bolt		30h9x115	1	
26	000 237 759 1	Hexagonal screw	Iso4017	m 8x25-Cp	1	
27	000 236 170 0	Hexagonal nut	Iso4032	M8	1	
28	000 673 329 1	Tens.pinion cpl.		15 z.	2	
29	000 236 172 0	Hexagonal nut	Iso4032	M12	2	
30	000 239 389 0	Contact washer		A12	2	
31	000 236 844 0	Washer		13 X 30 X 3	2	
32	000 772 620 0	Pin		M12x20j6x 56	2	
33	000 235 181 0	Circlip	D472	47x1,75	2	
34	000 235 911 0	Grvd.ball bearing	D625	6204 Z	2	
35	000 235 155 0	Circlip	D471	20x1,2	3	
36	000 673 309 1	Tension pinion		15 z.	2	
37	000 690 784 1	Support arm			1	
38	000 670 250 0	Chain inner link		15,875	N.B	
39	000 670 252 0	Chain Lock Bend.		15,875x6,48	N.B	
40	000 670 251 0	Chain Lock Str.		15,875	N.B	
41	000 677 875 0	Roller chain		15,875t 186ro	1	
42	000 670 228 0	Roller chain		15,875t 74ro	1	
43	000 673 327 1	Double sprocket		58z / 14z	1	
44	000 237 708 0	Grvd.ball bearing		6004-2rs*	2	
45	000 235 180 0	Circlip	D472	42x1,75	2	

AGRO
PARTS

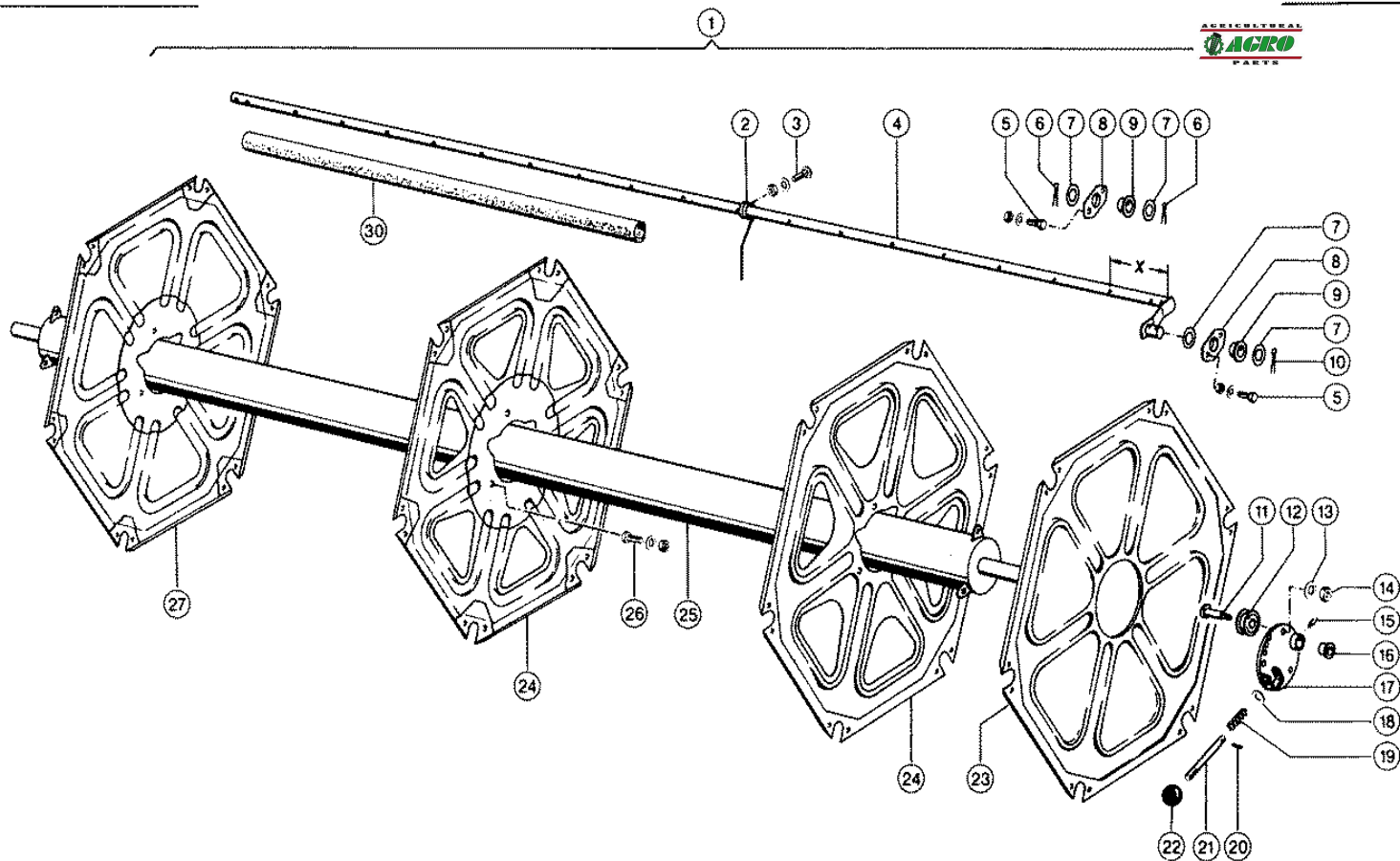


Characteristic: **TINE REEL, WITH 2,4 M CUTTERBAR**

Illustration: **012**



Pos.	Part-No.	Description	DIN	Dimension	Qty.	Remark
1	000 787 632 0	Spring tine reel			1	
2	000 236 169 0	Hexagonal nut	Iso4032	M6	40	
3	000 235 131 1	Spring washer		6	40	
4	000 235 097 0	Split pin	I1234	5 X 36	30	
5	000 236 959 0	Washer		27 x 43 x1	40	
6	000 609 965 2	Bearing			20	
7	000 800 021 0	Spring tines		5,5x195	70	
8	000 235 343 0	Flat head bolt	D603	W.Ers.D.2353431	70	
8	000 236 169 0	Hexagonal nut	Iso4032	M6	70	
8	000 235 131 1	Spring washer		6	70	
9	000 788 986 0	Tine tube		25x2310 I	3	
9	000 788 984 0	Tine tube		25x2310 I	2	
10	000 235 091 0	Split pin	I1234	4 X 36	5	
11	000 237 947 0	Securing nut	Iso7042	M10	9	
12	000 237 570 0	Hexagonal screw	Iso4017	M10x16	9	
13	000 609 934 0	Pin		15h11x 34x 51	2	
14	000 609 935 1	Cam roller		6,6	2	
15	000 609 940 1	Contr.roll holder			1	
16	000 239 389 0	Contact washer		A12	2	
17	000 236 172 0	Hexagonal nut	Iso4032	M12	2	
18	000 603 869 0	Tine adjust.lever		35x5x300	1	
19	000 233 454 0	Flat head bolt	Din603	M12x 25x14	1	
19	000 236 172 0	Hexagonal nut	Iso4032	M12	1	
19	000 239 389 0	Contact washer		A12	1	
20	000 787 351 2	Reel spider			3	
21	000 787 332 1	Reel tube			1	
22	000 787 350 0	Steering star			1	

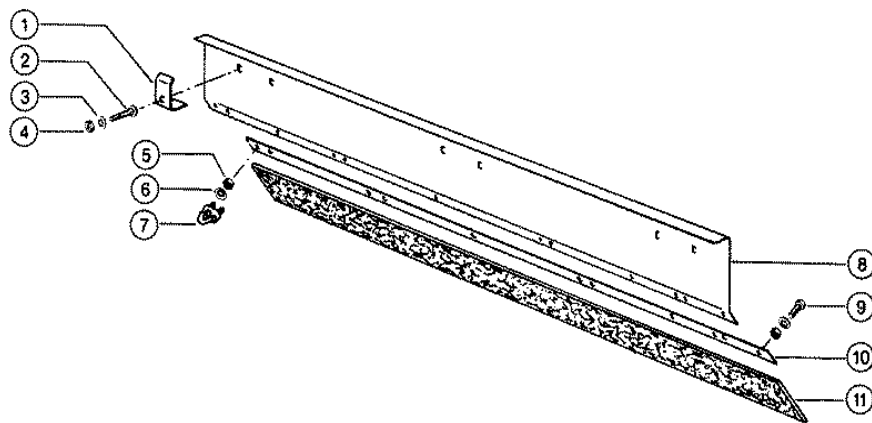


Characteristic: **SPRING TINE REEL, FROM 2,7 M CUTTERBAR**

Illustration: **012A**



Pos.	Part-No.	Description	DIN	Dimension	Qty.	Remark
1	000 728 030 0	Spring tine reel		2,70m S	1	at 2.7 m cutterbar
1	000 728 079 0	Spring tine reel		3,00m S	1	at 3.0 m cutterbar
1	000 728 105 0	Spring tine reel		3,60m S	1	at 3.6 m cutterbar
2	000 690 309 1	Spring tines			96	(108,132)
3	000 235 343 0	Flat head bolt	D603	W.Ers.D.235343	96	(108,132)
3	000 236 169 0	Hexagonal nut	Iso4032	M6	96	(108,132)
3	000 235 131 1	Spring washer		6	96	(108,132)
4	000 603 885 0	Tine tube		2,70m	3	at 2.7 m cutterbar
4	000 603 889 0	Tine tube		2,70m	3	at 2.7 m cutterbar
4	000 603 887 0	Tine tube		3,00m	3	at 3.0 m cutterbar
4	000 603 891 0	Tine tube		X = 185 mm	3	at 3.0 m cutterbar
4	000 688 094 0	Tine tube		3,60m	3	at 3.6 m cutterbar
4	000 688 096 0	Tine tube		3,60m	3	at 3.6 m cutterbar
5	000 237 439 0	Hexagonal screw	Iso4017	M08x16	48	
5	000 238 132 0	Securing nut	Iso7042	M08	48	
5	000 234 223 0	Washer		8,4x 23 X1	48	
6	000 235 097 0	Split pin	I1234	5 X 36	36	
7	000 233 131 0	Washer		28,5x 42x1	48	
8	000 677 883 0	Strip			24	
9	000 677 876 0	Bushing		28,5x 38,5x14	24	
10	000 235 091 0	Split pin	I1234	4 X 36	6	
11	000 609 934 0	Pin		15h11x 34x 51	3	
12	000 609 935 1	Cam roller		6,6	3	
13	000 239 389 0	Contact washer		A12	3	
14	000 236 172 0	Hexagonal nut	Iso4032	M12	3	
15	000 236 942 0	Grease nipple	D71412	As 6x1	1	
16	000 008 550 0	Bushing		30 X 34 X21	2	
17	000 727 389 0	Contr.Roll.Holder		S	1	
18	000 236 841 0	Washer		13 X 22 X1,5	1	
19	000 672 555 0	Compress.spring		2 X 17 X46,7	1	
20	000 093 021 0	Tensioning pin	Iso8752	23 X 18	1	
21	000 645 452 1	Pin		D12x123	1	
22	000 239 076 0	Ball knob	Din319	C 40	1	
23	000 677 070 1	Steering star		D 188 mm	1	
24	000 677 318 1	Reel spider		D 134 mm	2	
25	000 603 883 0	Reel centr. tube		.	1	at 2.7 m cutterbar
25	000 603 882 0	Reel centr. tube		3,0 Mtr.	1	at 3.0 m cutterbar
25	000 688 092 0	Reel centr. tube		3,60m	1	at 3.6 m cutterbar
26	000 236 200 0	Hexagonal screw	Iso4017	M08x20	9	
26	000 236 170 0	Hexagonal nut	Iso4032	M8	9	
26	000 239 387 0	Contact washer		A 8	9	
27	000 677 474 1	Reel spider		D 134 mm	1	
30	000 648 531 0	Protective tube		D42x1440lg	12	at 3.0 m cutterbar
30	000 614 821 0	Protective tube		1705 lang	12	at 3.6 m cutterbar

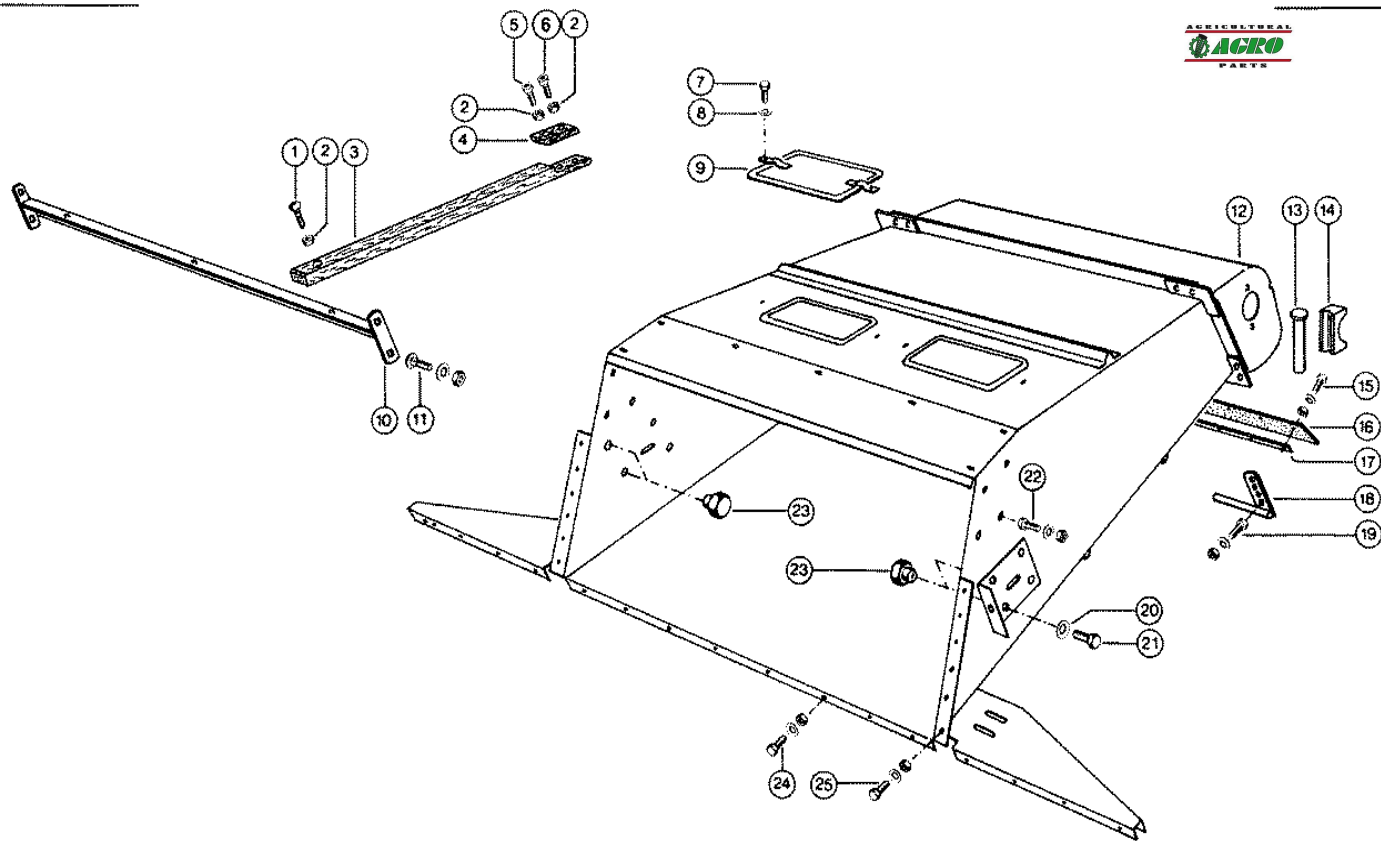


Characteristic: **REEL TINE COVER, VAR. 4359**

Illustration: **012B**



Pos.	Part-No.	Description	DIN	Dimension	Qty.	Remark
1	000 507 085 0	Clamp		78 mm	30	
2	000 235 343 0	Flat head bolt	D603	W.Ers.D.2353431	30	
3	000 239 386 0	Contact washer		A 6	30	
4	000 237 983 0	Securing nut	Iso7042	M06	30	
5	000 236 169 0	Hexagonal nut	Iso4032	M6	80	
6	000 239 386 0	Contact washer		A 6	80	
7	000 239 066 0	Wire rope clamp		8	40	
8	000 670 105 0	Tine cover plate		1x175x1200	10	
9	000 237 466 0	Hexagonal screw	Iso4017	M06x20	40	
9	000 236 169 0	Hexagonal nut	Iso4032	M6	40	
9	000 239 386 0	Contact washer		A 6	40	
10	000 670 106 0	Support		2x20x1200	10	
11	000 670 107 0	Rubber strip		8x90x1200	10	

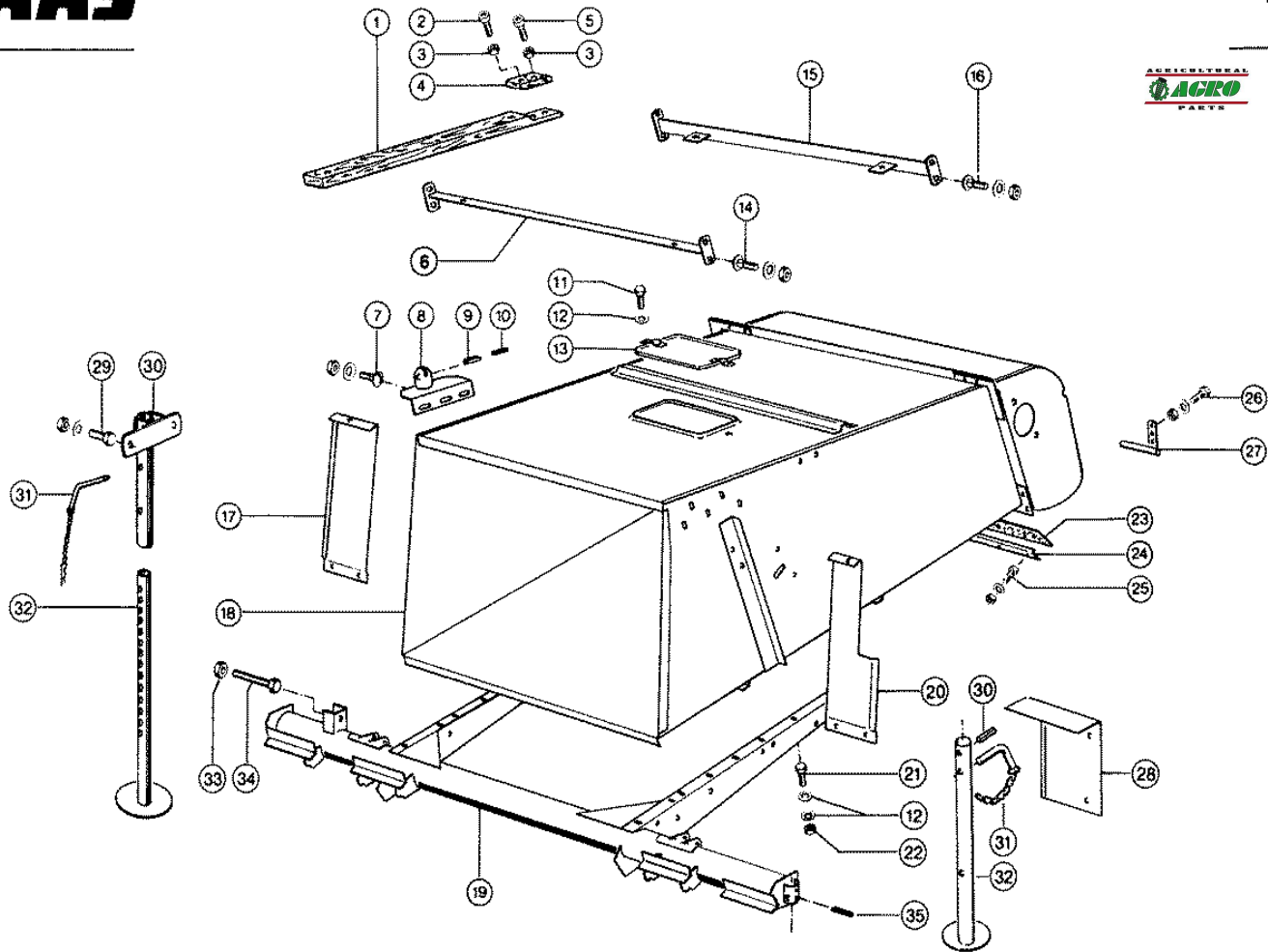


Characteristic: **FEEDER HOUSING, WITH 2,4 M CUTTERBAR**

Illustration: **013**



Pos.	Part-No.	Description	DIN	Dimension	Qty.	Remark
1	000 233 486 0	Flat head bolt	Din603	m 8x 35	2	
2	000 238 132 0	Securing nut	Iso7042	M08	6	
3	000 680 575 1	Chain guide			2	
4	000 680 576 0	Wear plate			2	
5	000 236 982 0	Socket head screw	Iso4762	m 8x 30	2	
6	000 236 983 0	Socket head screw	Iso4762	m 8x 35	2	
7	000 237 464 0	Hexagonal screw	Iso4017	M06x12	4	
8	000 239 386 0	Contact washer		A 6	4	
9	000 787 546 1	Inspection hole door			2	
10	000 727 205 0	Support			1	
11	000 233 455 0	Flat head bolt	Din603	M12x 30	4	
11	000 236 172 0	Hexagonal nut	Iso4032	M12	4	
11	000 239 389 0	Contact washer		A12	4	
12	000 727 186 1	Feeder channel			1	
13	000 725 505 0	Pin		D25x131	2	
14	000 725 504 0	Bearing piece			2	
15	000 237 465 0	Hexagonal screw	Iso4017	M06x16	8	
15	000 236 169 0	Hexagonal nut	Iso4032	M6	8	
15	000 239 386 0	Contact washer		A 6	8	
16	000 727 191 0	Sealing tape			1	
17	000 727 192 0	Counter strip			1	
18	000 651 114 0	Bracket			2	
19	000 236 200 0	Hexagonal screw	Iso4017	M08x20	4	
19	000 236 170 0	Hexagonal nut	Iso4032	M8	4	
19	000 239 387 0	Contact washer		A 8	4	
20	000 239 389 0	Contact washer		A12	4	
21	000 236 056 0	Hexagonal screw	Iso4017	M12x25	4	
22	000 237 382 0	Hexagonal screw	Iso4017	M10x20	8	
22	000 237 947 0	Securing nut	Iso7042	M10	8	
22	000 239 388 0	Contact washer		A10	8	
23	000 788 957 0	Locking piece			4	
24	000 236 200 0	Hexagonal screw	Iso4017	M08x20	14	
24	000 236 170 0	Hexagonal nut	Iso4032	M8	14	
24	000 239 387 0	Contact washer		A 8	14	
25	000 237 439 0	Hexagonal screw	Iso4017	M08x16	10	
25	000 236 170 0	Hexagonal nut	Iso4032	M8	10	
25	000 239 387 0	Contact washer		A 8	10	



CLAAS SPARE PARTS LIST

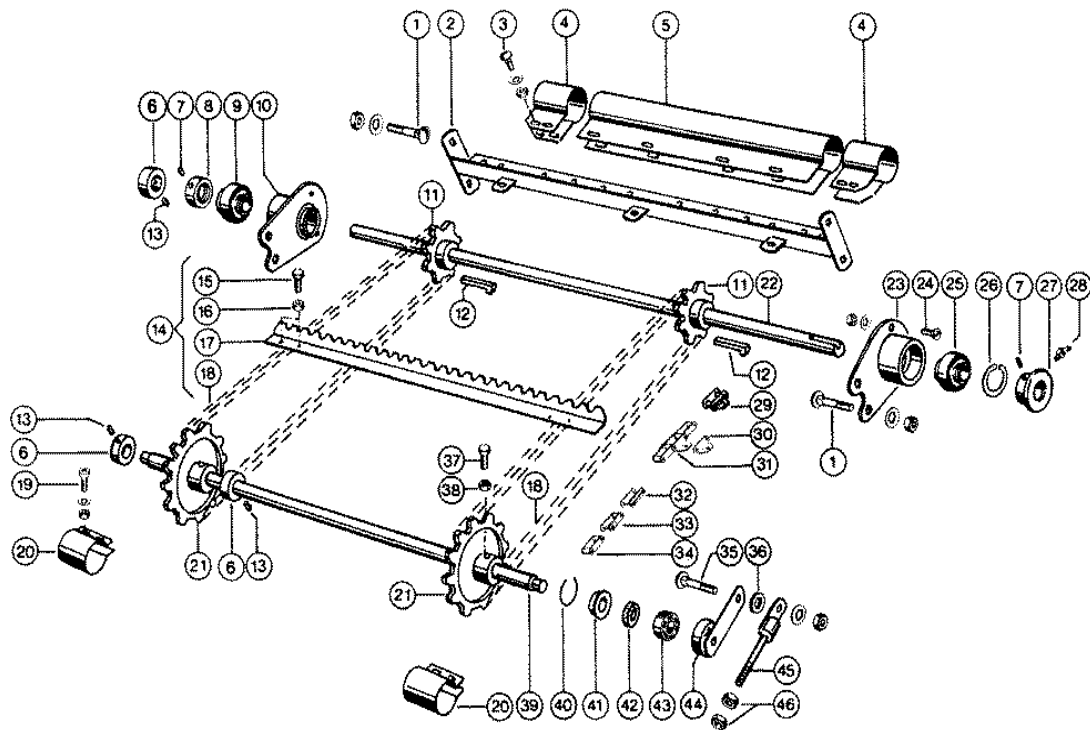
11.01.2008
Sheet 1
DOMINATOR 38

Characteristic: **FEEDER HOUSING, FROM 2,7 M CUTTERBAR**

Illustration: **013A**



Pos.	Part-No.	Description	DIN	Dimension	Qty.	Remark
1	000 727 395 1	Chain guide			2	
2	000 236 982 0	Socket head screw	Iso4762	m 8x 30	2	
3	000 238 132 0	Securing nut	Iso7042	M08	6	
4	000 680 576 0	Wear plate			2	
5	000 236 983 0	Socket head screw	Iso4762	m 8x 35	4	
6	000 727 205 0	Support			1	
7	000 502 511 0	Flat head bolt	Din603	M10x25-F=3	10	
7	000 236 171 0	Hexagonal nut	Iso4032	M10	10	
7	000 239 388 0	Contact washer		A10	10	
8	000 727 392 0	Center.piece r.h.			1	
8	000 727 393 0	Center.piece l.h.			1	
9	000 235 693 0	Tensioning pin	Iso8752	13 X 28	2	
10	000 237 784 0	Tensioning pin	Iso8752	28 X 28	2	
11	000 237 439 0	Hexagonal screw	Iso4017	M08x16	2	
12	000 239 387 0	Contact washer		A 8	34	
13	000 787 546 1	Inspection hole door			1	
14	000 233 454 0	Flat head bolt	Din603	M12x 25x14	4	
14	000 236 172 0	Hexagonal nut	Iso4032	M12	4	
14	000 239 389 0	Contact washer		A12	4	
15	000 727 355 0	Support			1	
16	000 238 998 0	Flat head bolt	Din603	M12x 40	4	
16	000 236 172 0	Hexagonal nut	Iso4032	M12	4	
16	000 239 389 0	Contact washer		A12	4	
17	000 727 348 0	Cover plate r.h.			1	
18	000 727 312 1	Feeder channel			1	
19	000 727 318 1	Support			1	
20	000 727 391 0	Cover plate l.h.			1	
21	000 237 442 0	Hexagonal screw	Iso4017	M08x25	16	
22	000 236 170 0	Hexagonal nut	Iso4032	M8	16	
23	000 727 191 0	Sealing tape			1	
24	000 727 192 0	Counter strip			1	
25	000 237 465 0	Hexagonal screw	Iso4017	M06x16	8	
25	000 236 169 0	Hexagonal nut	Iso4032	M6	8	
25	000 239 386 0	Contact washer		A 6	8	
26	000 237 370 0	Hexagonal screw	Iso4017	M08x30	4	
26	000 236 170 0	Hexagonal nut	Iso4032	M8	4	
26	000 239 387 0	Contact washer		A 8	4	
27	000 651 114 0	Bracket			2	
28	000 728 104 0	Guard plate			1	
29	000 235 221 1	Hexagonal screw	Iso4017	M10x60	4	
29	000 236 171 0	Hexagonal nut	Iso4032	M10	4	
29	000 239 388 0	Contact washer		A10	4	
30	000 665 823 3	Support r.h.			1	to No. 15201239
30	000 665 822 3	Support l.h.			1	to No. 15201239
31	000 665 835 0	Plug			1	(2)
-	000 002 846 0	Ring		Id 15x4	1	
32	000 665 828 1	Shut off support			1	(2)
33	000 236 173 0	Hexagonal nut	Iso4032	M16	1	from No. 15201240
34	000 242 466 0	Hexagonal screw	Iso4017	M16x60	1	from No. 15201240
35	000 235 680 2	Tensioning pin	I8752	W.Ers.D.2356803	1	(2) from No. 15201240

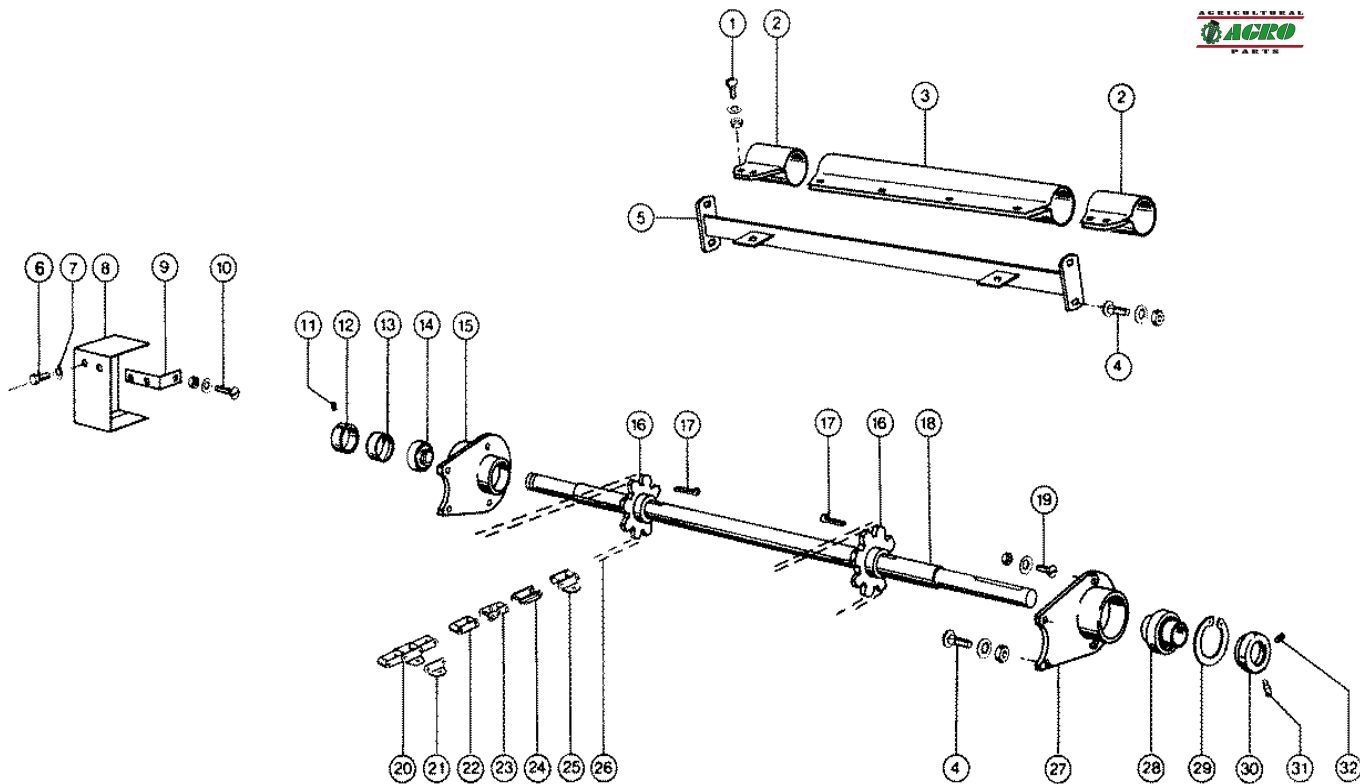


Characteristic: **FEED RAKE, WITH 2,4 M CUTTERBAR**Illustration: **014**

Pos.	Part-No.	Description	DIN	Dimension	Qty.	Remark
1	000 238 998 0	Flat head bolt	Din603	M12x 40	4	from No. 15200220
1	000 238 998 0	Flat head bolt	Din603	M12x 40	4	to No. 15200219
1	000 236 172 0	Hexagonal nut	Iso4032	M12	4	
1	000 239 389 0	Contact washer		A12	4	
2	000 727 203 0	Support			1	
3	000 234 953 0	Flat head bolt	Din603	m 8x 20x13	8	
3	000 236 170 0	Hexagonal nut	Iso4032	M8	8	
3	000 239 387 0	Contact washer		A 8	8	
4	000 788 973 1	A.wrapp.guard			2	
5	000 727 211 0	A.wrapp.guard			1	
6	000 500 309 2	Adjusting ring		A30e8x45x15/M10	3	
7	000 236 325 0	Threaded pin	Iso4029	m 8x10	4	
8	000 610 447 0	Tension ring		W.Ers.D.6104471	1	
9	000 701 514 0	Lock collar bear.		Yel 206-S	1	
10	000 701 513 0	Bearing housing			1	
11	000 610 199 0	Sprocket		8 Z. D 35 mm	2	
12	000 007 612 0	Gib-head key	D6887	10x 8x 40	2	
13	000 236 552 0	Threaded pin	Iso4029	M10x 8	3	
14	000 727 202 0	Conv.chain ass.			1	
15	000 237 439 0	Hexagonal screw	Iso4017	M08x16	44	
16	000 238 132 0	Securing nut	Iso7042	M08	44	
17	000 727 201 0	Conveyor bar		3x60x682	11	
18	000 790 230 0	Conveyor chain		38,4 t 67ro	2	
19	000 242 049 0	Socket head screw	D84	m 6x12	4	
19	000 236 169 0	Hexagonal nut	Iso4032	M6	4	
19	000 215 003 0	Contact washer		Ers.D.2393860	4	
20	000 788 958 0	A.wrapp.guard			2	
21	000 788 859 0	Sprocket		38,4 tlg 12z	2	
22	000 727 207 0	Gr.convey.shaft		D 35,1050 lang	1	
23	000 727 152 0	Bear. Housing L.H		St 50-2	1	
24	000 236 330 0	Countersunk bolt	Iso10641	m 8x 25	4	from No. 15200220
24	000 235 062 1	Countersunk bolt	963	M 8x20	4	to No. 15200219
24	000 236 170 0	Hexagonal nut	Iso4032	M8	4	
24	000 239 387 0	Contact washer		A 8	4	
25	000 235 973 0	S.al.ball bearing	D630	11206 H7	1	
26	000 235 184 0	Circlip	D472	62x2	1	
27	000 676 379 0	Oil Seal			1	
28	000 236 943 0	Grease nipple	Din7141	Es 6x1	1	
29	000 665 036 0	Chain Lock		38,40 Tlg	N.B	
30	000 610 691 0	Angle strap		38,4 Tlg	N.B	
30	000 610 690 0	Angle strap		38,4 tlg	N.B	
31	000 610 689 0	Chain track end		38,4 T 4ro	N.B	
32	000 002 860 0	Chain Lock Str.		38,40x19	N.B	
-	000 003 052 0	Lock wire		1,8x 60	N.B	
33	000 002 861 0	Chain Lock Bend.		38,40x19	N.B	
34	000 002 866 0	Chain inner link		38,4x19,0x6,92	N.B	
35	000 238 998 0	Flat head bolt	Din603	M12x 40	2	
35	000 236 172 0	Hexagonal nut	Iso4032	M12	2	
35	000 239 389 0	Contact washer		A12	2	
36	000 808 246 0	Washer		12,5x35x4	2	
37	000 237 384 0	Hexagonal screw	Iso4017	M10x25-Cp-Sw13	1	
38	000 236 171 0	Hexagonal nut	Iso4032	M10	1	
39	000 727 213 0	Shaft		D30h9x698	1	
40	000 502 204 1	Snap ring		Sb 52	2	

Characteristic: **FEED RAKE, WITH 2,4 M CUTTERBAR**Illustration: **014**

Pos.	Part-No.	Description	DIN	Dimension	Qty.	Remark
41	000 500 876 0	Sealing glass		D53,7x29x1 mm	2	
42	000 502 205 0	Felt ring	D5419	30 X 40 X5	2	
43	000 235 913 0	Grvd.ball bearing	D625	6205 Z	2	
44	000 788 955 1	Supporting arm			2	
45	000 610 111 0	Cast bracket			2	
46	000 236 172 0	Hexagonal nut	Iso4032	M12	4	



CLAAS SPARE PARTS LIST

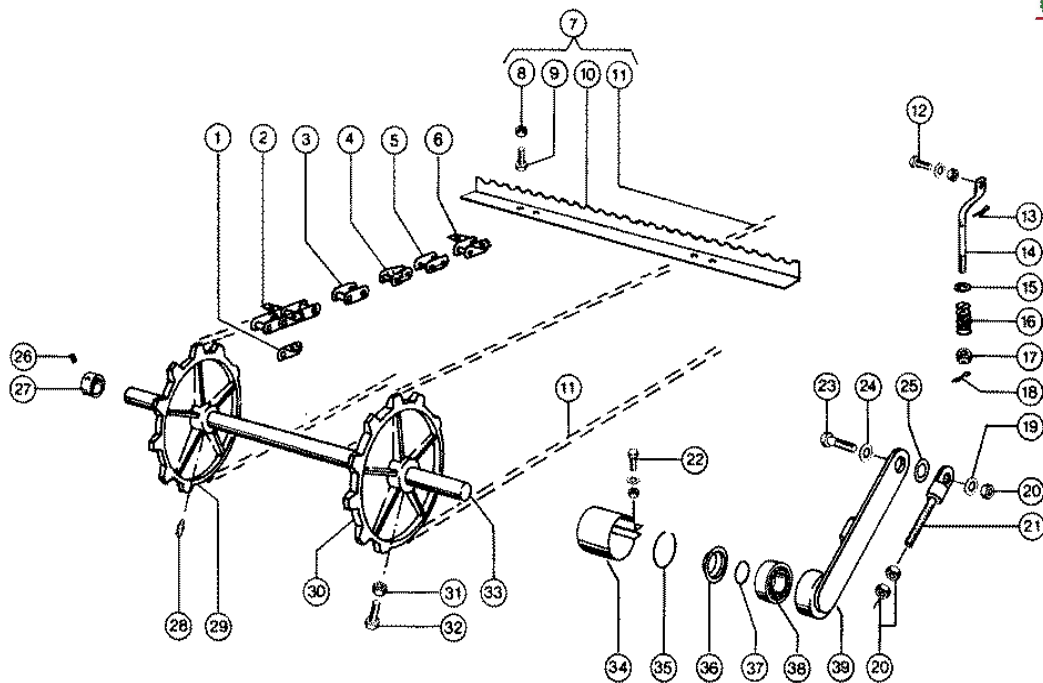
11.01.2008
Sheet 1
DOMINATOR 38

Characteristic: **FEEDER HOUSING, FROM 2,7 M CUTTERBAR**

Illustration: **014A**

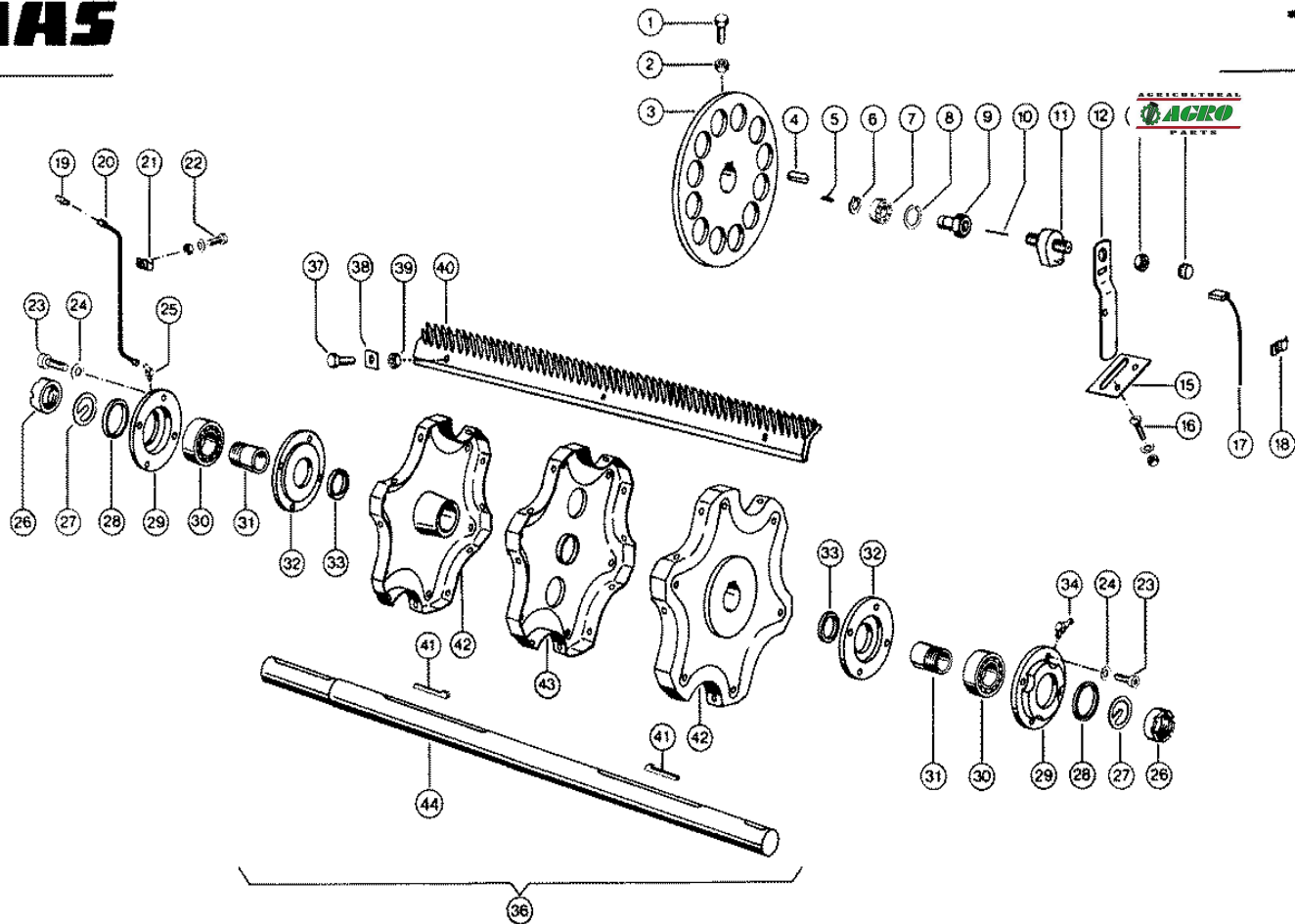


Pos.	Part-No.	Description	DIN	Dimension	Qty.	Remark
1	000 234 953 0	Flat head bolt	Din603	m 8x 20x13	8	
1	000 236 170 0	Hexagonal nut	Iso4032	M8	8	
1	000 239 387 0	Contact washer		A 8	8	
2	000 788 973 1	A.wrapp.guard			2	
3	000 727 211 0	A.wrapp.guard			1	
4	000 238 998 0	Flat head bolt	Din603	M12x 40	4	
4	000 236 172 0	Hexagonal nut	Iso4032	M12	4	
4	000 239 389 0	Contact washer		A12	4	
5	000 727 355 0	Support			1	
6	000 237 465 0	Hexagonal screw	Iso4017	M06x16	2	
7	000 239 386 0	Contact washer		A 6	2	
8	000 727 276 1	Guard		1x168x325	1	
9	000 727 277 0	Angle			1	
10	000 239 442 0	Flat head bolt		m 8x 12	1	
10	000 236 170 0	Hexagonal nut	Iso4032	M8	1	
10	000 239 387 0	Contact washer		A 8	1	
11	000 236 552 0	Threaded pin	Iso4029	M10x 8	1	
12	000 500 309 2	Adjusting ring		A30e8x45x15/M10	1	
13	000 610 447 0	Tension ring		W.Ers.D.6104471	1	
14	000 701 514 0	Lock collar bear.		Yel 206-S	1	
15	000 701 513 0	Bearing housing			1	
16	000 610 199 0	Sprocket		8 Z. D 35 mm	2	
17	000 007 612 0	Gib-head key	D6887	10x 8x 40	2	
18	000 727 336 0	Gr.convey.shaft		D35h9x1056	1	
19	000 236 330 0	Countersunk bolt	Iso10642	m 8x 25	4	
19	000 236 170 0	Hexagonal nut	Iso4032	M8	4	
19	000 239 387 0	Contact washer		A 8	4	
20	000 610 689 0	Chain track end		38,4 T 4ro	N.B	
21	000 610 691 0	Angle strap		38,4 Tlg	N.B	
22	000 002 866 0	Chain inner link		38,4x19,0x6,92	N.B	
23	000 002 861 0	Chain Lock Bend.		38,40x19	N.B	
24	000 002 860 0	Chain Lock Str.		38,40x19	N.B	
24	000 003 052 0	Lock wire		1,8x 60	N.B	
25	000 665 036 0	Chain Lock		38,40 Tlg	N.B	
26	000 771 106 0	Conveyor chain		38,4 T 66ro	2	
27	000 727 152 0	Bear. Housing L.H		St 50-2	1	
28	000 235 973 0	S.al.ball bearing	D630	11206 H7	1	
29	000 235 184 0	Circlip	D472	62x2	1	
30	000 676 379 0	Oil Seal			1	
-	000 177 309 0	Felt strip	Din61206	6x 7x1400	N.B	
31	000 236 942 0	Grease nipple	D71412	As 6x1	1	
32	000 236 325 0	Threaded pin	Iso4029	m 8x10	3	



Characteristic: **FEEDER HOUSING, FROM 2,7 M CUTTERBAR**Illustration: **014B**

Pos.	Part-No.	Description	DIN	Dimension	Qty.	Remark
1	000 610 691 0	Angle strap		38,4 Tlg	N.B	
2	000 610 689 0	Chain track end		38,4 T 4ro	N.B	
3	000 002 866 0	Chain inner link		38,4x19,0x6,92	N.B	
4	000 002 861 0	Chain Lock Bend.		38,40x19	N.B	
5	000 002 860 0	Chain Lock Str.		38,40x19	N.B	
5	000 003 052 0	Lock wire		1,8x 60	N.B	
6	000 665 036 0	Chain Lock		38,40 Tlg	N.B	
7	000 727 341 0	Conv.chain ass.		Typ 152	1	
8	000 238 132 0	Securing nut	Iso7042	M08	44	
9	000 237 439 0	Hexagonal screw	Iso4017	M08x16	44	
10	000 727 201 0	Conveyor bar		3x60x682	11	
11	000 771 106 0	Conveyor chain		38,4 T 66ro	2	
12	000 237 453 0	Hexagonal screw	Iso4017	M10x30	2	
12	000 236 171 0	Hexagonal nut	Iso4032	M10	2	
12	000 239 388 0	Contact washer		A10	2	
13	000 236 096 0	Split pin	I1234	5 X 28	2	
14	000 778 706 0	Spring bolt		D12x165	2	
15	000 236 839 0	Washer		12,5x 25 X1,5	2	
16	000 500 118 0	Compress.spring		3 X 18 X 70	2	
17	000 236 653 0	Castellated nut	D935	M12-Kk	2	
18	000 236 152 0	Split pin	I1234	3,2x 22	2	
19	000 239 389 0	Contact washer		A12	2	
20	000 236 172 0	Hexagonal nut	Iso4032	M12	6	
21	000 610 111 0	Cast bracket			2	
22	000 237 464 0	Hexagonal screw	Iso4017	M06x12	4	
22	000 236 169 0	Hexagonal nut	Iso4032	M6	2	
22	000 215 003 0	Contact washer		Ers.D.2393860	4	
23	000 237 462 0	Hexagonal screw	Iso4017	M12x40	2	
24	000 233 575 0	Washer		13 X 40 X3	2	
25	000 610 113 0	Guide bushing		D26x 10,5	2	
26	000 236 552 0	Threaded pin	Iso4029	M10x 8	2	
27	000 500 309 2	Adjusting ring		A30e8x45x15/M10	2	
28	000 236 942 0	Grease nipple	D71412	As 6x1	1	
29	000 610 498 2	Sprocket		11(22) Z.	1	
30	000 610 460 1	Sprocket		38,4 Tlg 11z	1	
31	000 236 171 0	Hexagonal nut	Iso4032	M10	1	
32	000 237 384 0	Hexagonal screw	Iso4017	M10x25-Cp-Sw13	1	
33	000 727 213 0	Shaft		D30h9x698	1	
34	000 727 384 0	A.wrapp.guard			2	
35	000 502 204 1	Snap ring		Sb 52	2	
36	000 500 876 0	Sealing glass		D53,7x29x1 mm	2	
37	000 502 205 0	Felt ring	D5419	30 X 40 X5	2	
38	000 235 913 0	Grvd.ball bearing	D625	6205 Z	2	
39	000 651 607 1	Supporting arm			2	

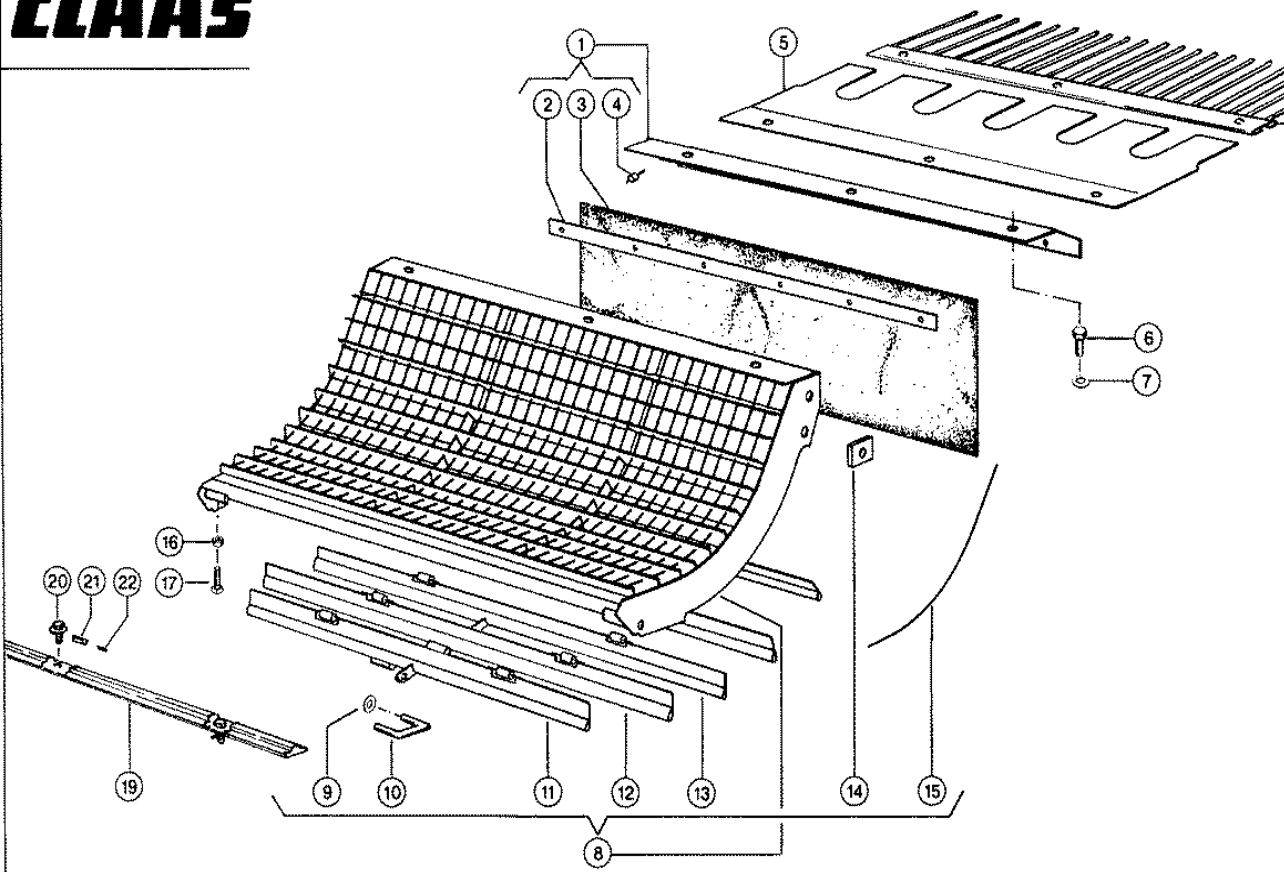


Characteristic: **THRESHING DRUM / AM.CYLINDER**

Illustration: **015**



Pos.	Part-No.	Description	DIN	Dimension	Qty.	Remark
1	000 237 454 0	Hexagonal screw	Iso4017	M10x30-Cp-Sw13	1	
2	000 236 171 0	Hexagonal nut	Iso4032	M10	1	
3	000 600 996 3	De-reeler			1	
4	000 244 784 0	Parallel key	D6885	A 14x 9x 40	1	
5	000 237 914 1	Tensioning pin	I8752	W.Ers.D.2379142	1	to No. 15201439
6	000 235 153 0	Circlip	D471	15x1	1	to No. 15201439
7	000 238 069 0	Grvd.ball bearing	D625	6202-2z	1	to No. 15201439
8	000 235 178 0	Circlip	D472	35x1,5	1	to No. 15201439
9	000 671 035 0	Union nut			1	to No. 15201439
10	000 600 738 0	Coupler			1	to No. 15201439
11	000 604 015 0	Frequency generat			1	to No. 15201439
12	000 605 550 1	Supporting arm		2x29x210	1	to No. 15201439
13	000 766 588 0	Hexagonal nut	Iso8675	M18x1,5-M=5	1	to No. 15201439
14	000 241 269 2	Threaded cap		M18x1,5 (11.128)	1	to No. 15201439
15	000 725 561 0	Supporting plate		Bd3x80x57 Lg	1	to No. 15201439
16	000 236 475 0	Flat head bolt	Din603	m 6x 16x10	2	to No. 15201439
16	000 236 169 0	Hexagonal nut	Iso4032	M6	2	to No. 15201439
16	000 239 386 0	Contact washer		A 6	2	to No. 15201439
17	000 727 102 0	Wiring loom			1	No. 15201320-15201439
17	000 604 023 0	Wiring loom			1	to No. 15201319
18	000 237 715 0	Attaching Clamp	D7257	11x15-5,2	6	
19	000 236 942 0	Grease nipple	D71412	As 6x1	1	
20	000 725 550 1	Grease pipe		6x1x285	1	
21	000 750 760 0	Pipe clamp	D1592	7	1	
22	000 237 465 0	Hexagonal screw	Iso4017	M06x16	1	
22	000 236 169 0	Hexagonal nut	Iso4032	M6	1	
22	000 239 386 0	Contact washer		A 6	1	
23	000 238 243 1	Socket head screw	Din7984	M12x 35	8	
24	000 242 824 1	Circlip		12	8	from No. 15201440
24	000 239 389 0	Contact washer		A12	8	to No. 15201439
25	000 233 513 0	Grease nipple		6x1 135gr	1	
26	000 610 359 1	Slotted nut		m 50x1,5	2	
27	000 610 338 0	Locking plate	D	50	2	
28	000 177 309 0	Felt strip	Din61206	6x 7x1400	N.B	220 long
29	000 673 686 0	Bearing shell			2	
30	000 237 496 0	S.al.ball bearing	Din630	1210 K/C3	2	
31	000 235 882 0	Taper lock sleeve	D5415	H 210 O.m.U.S.	2	
32	000 673 685 0	Centering shell			2	
33	000 177 309 0	Felt strip	Din61206	6x 7x1400	N.B	160 long
34	000 236 943 0	Grease nipple	Din71412	As 6x1	1	
36	000 725 546 0	Threshing drum		S	1	
37	000 237 461 0	Hexagonal screw	Iso4017	M12x30	30	
38	000 653 268 0	Square disk		12,5x21x3	30	
39	000 238 234 0	Securing nut	Iso7042	M12	30	
40	000 177 530 0	Beater bar set			3	
41	000 007 633 0	Gib-head key	D6887	14x 9x 56	2	
42	000 600 471 1	Drum cover			2	
43	000 600 104 0	Drum cover			3	
44	000 725 547 0	Drum shaft		Rd45h9x1077	1	



CLAAS SPARE PARTS LIST

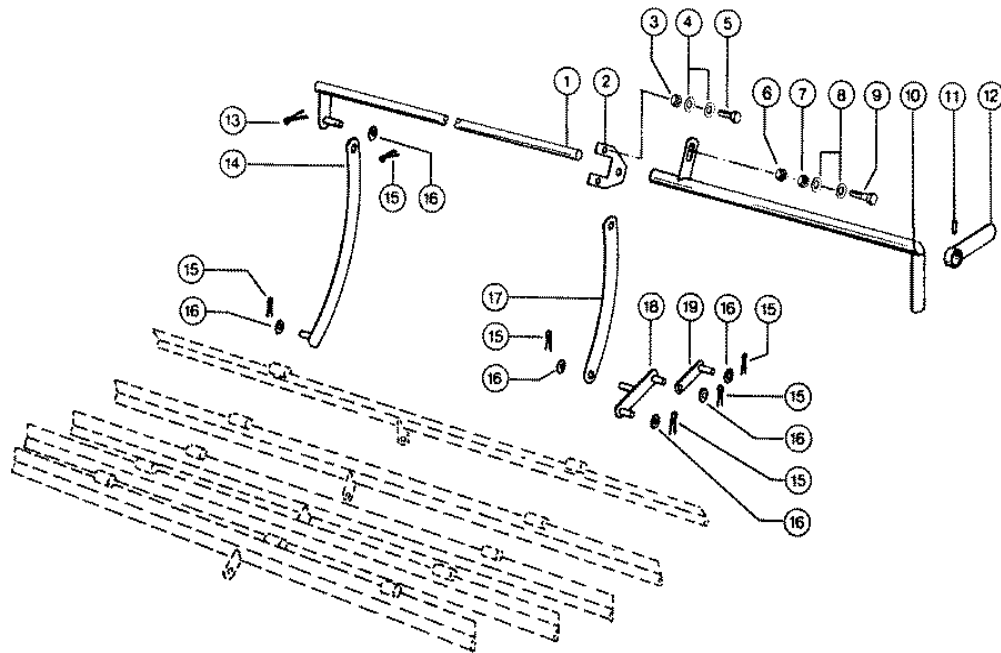
11.01.2008
Sheet 1
DOMINATOR 38

Characteristic: **CONCAVE**

Illustration: **016**



Pos.	Part-No.	Description	DIN	Dimension	Qty.	Remark
1	000 726 023 0	Support			1	
2	000 725 599 0	Clamp strip			1	
3	000 725 598 0	Deflector canvas			1	
4	000 237 853 0	Rivet	D7337	A 4,8x10	7	
5	000 725 567 0	Concave exit plat			1	from No. 15200320
5	000 726 024 0	Concave exit plat			1	to No. 15200319
6	000 237 458 0	Hexagonal screw	Iso4017	M12x20	3	
7	000 239 389 0	Contact washer		A12	3	
8	000 726 944 0	Concave			1	clear span 10 mm
						from No. 15201440
8	000 725 641 1	Concave			1	to No. 15201439
9	000 236 910 2	Washer	D125	5,3	1	
10	000 688 267 0	Bracket			1	
11	000 725 637 0	Disawner plate			1	
12	000 725 639 0	Disawner plate			1	
13	000 725 650 1	Disawner plate			3	
14	000 600 723 0	Strip		35x8x44	2	
15	000 617 050 0	Concave wire		Rd3,4x524,5	57	(62)
16	000 236 170 0	Hexagonal nut	Iso4032	M8	2	
17	000 237 759 1	Hexagonal screw	Iso4017	m 8x25-Cp	2	
18	000 726 936 0	Concave rust			1	optional
19	000 726 966 0	Insert bar			1	
20	000 726 962 0	Turn lock		4kt 10	3	
21	000 237 606 0	Tensioning pin	I8752	W.Ers.D 2376062	3	
22	000 236 961 0	Tensioning pin	I8752	W.Ers.D 2369612	3	

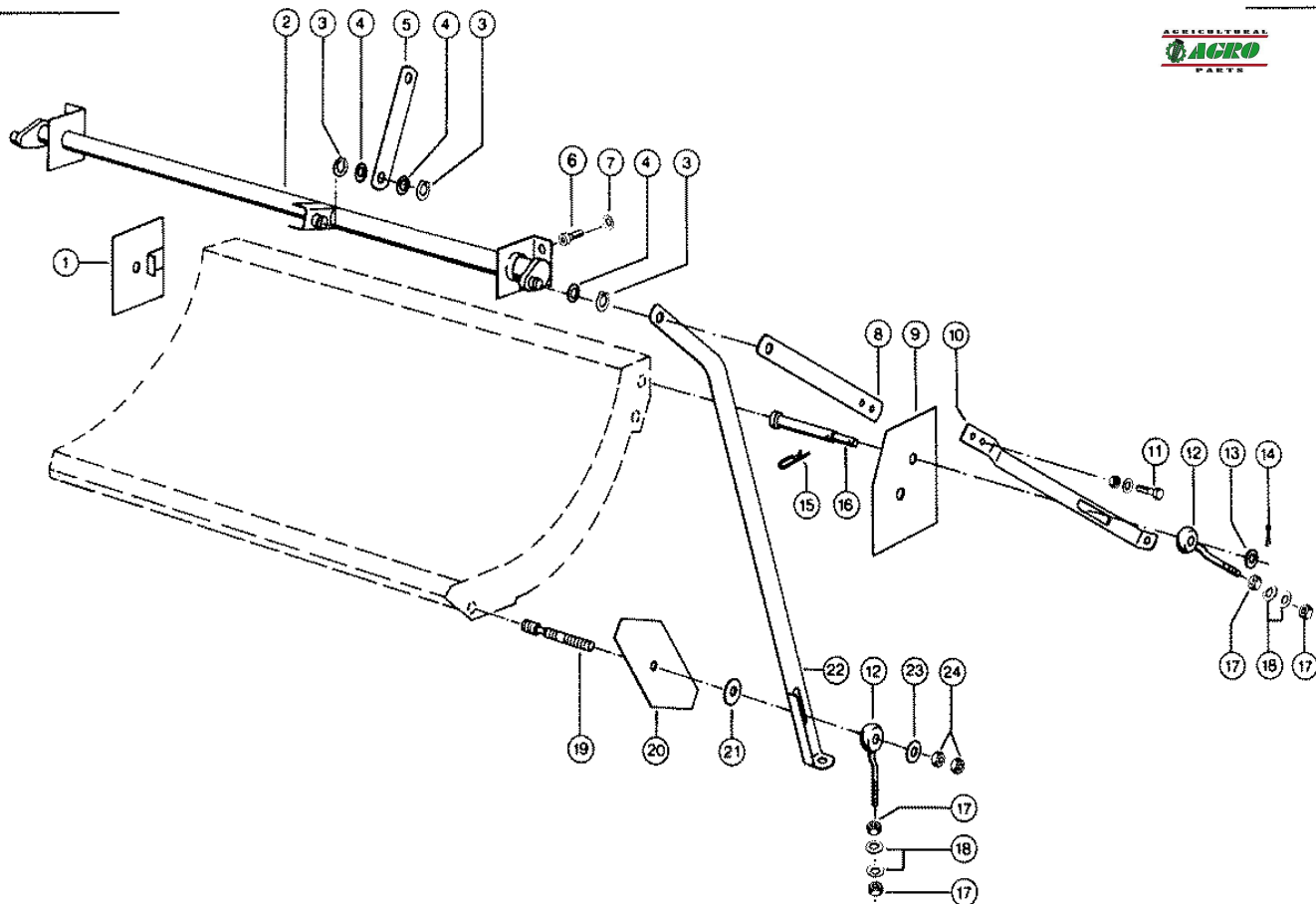


Characteristic: **DISAWNER ADJUSTMENT**

Illustration: **017**



Pos.	Part-No.	Description	DIN	Dimension	Qty.	Remark
1	000 725 655 1	Shift rod			1	
2	000 688 263 0	Bearing plate		5x65x65	1	
3	000 236 170 0	Hexagonal nut	Iso4032	M8	2	
4	000 239 387 0	Contact washer		A 8	4	
5	000 237 442 0	Hexagonal screw	Iso4017	M08x25	2	
6	000 237 947 0	Securing nut	Iso7042	M10	1	
7	000 236 171 0	Hexagonal nut	Iso4032	M10	1	
8	000 239 388 0	Contact washer		A10	2	
9	000 235 218 1	Hexagonal screw	Iso4017	M10x40	1	
10	000 725 656 0	Shifting lever			1	
11	000 237 603 0	Tensioning pin	Iso8752	24 X 20	1	
12	000 600 293 0	Lever			1	
13	000 236 152 0	Split pin	I1234	3,2x 22	1	
14	000 688 289 0	Bracket			1	
15	000 235 083 0	Split pin	I1234	3,2x 18	6	
16	000 234 224 0	Washer		11 X 21 X1	6	
17	000 688 269 0	Bracket		6x20x380	1	
18	000 688 291 0	Connection			1	
19	000 688 292 0	Connection			1	

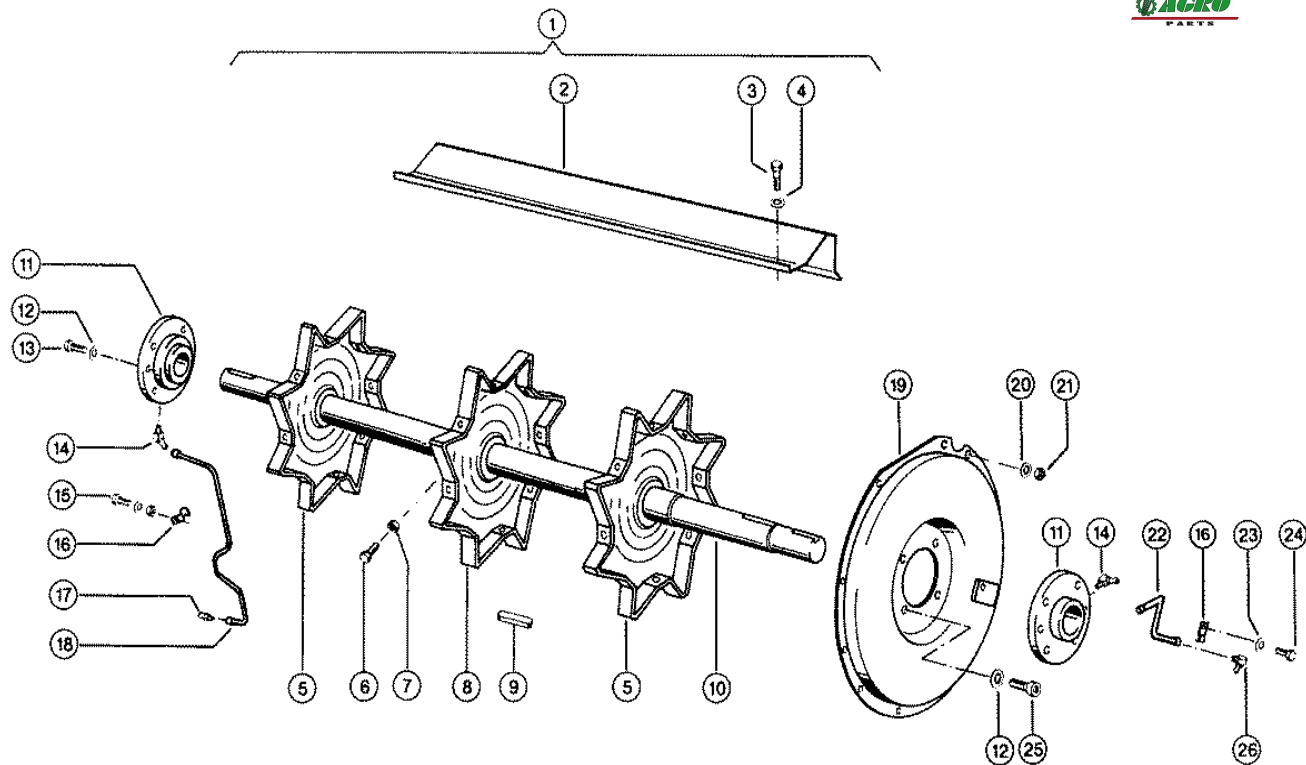


Characteristic: **CONCAVE ADJUSTMENT**

Illustration: **018**



Pos.	Part-No.	Description	DIN	Dimension	Qty.	Remark
1	000 726 020 0	Sealing Plate R.H			1	
2	000 725 591 0	Adjusting tube			1	
3	000 235 154 0	Circlip	D471	18x1,2	4	
4	000 236 354 0	Shims		18,5x 27 X0,5	4	
5	000 600 364 1	Draw bar		30x8x260	1	
6	000 242 241 0	Socket head screw	Iso4762	M10x 35	4	
7	000 239 388 0	Contact washer		A10	4	
8	000 725 576 1	Draw bar		8,0x0035x0402	2	
9	000 726 018 0	Sealing Plate L.H			1	
10	000 725 577 1	Draw bar		35x8x616,5	2	
11	000 237 453 0	Hexagonal screw	Iso4017	M10x30	4	
11	000 236 171 0	Hexagonal nut	Iso4032	M10	4	
11	000 239 388 0	Contact washer		A10	4	
12	000 726 015 0	Adjusting screw		M12	4	
13	000 234 292 0	Washer		17x30,5-1x2	2	
14	000 235 090 0	Split pin	I1234	4 X 28	2	
15	000 500 154 0	Spring clip		3 X 48	2	
16	000 726 017 0	Pin		20h9x150	2	
17	000 236 172 0	Hexagonal nut	Iso4032	M12	8	
18	000 239 389 0	Contact washer		A12	8	
19	000 726 016 1	Pin		D20h9x135	2	
20	000 609 730 2	Locking Plate L.H		1,5x90x188	1	
20	000 609 731 2	Locking Plate R.H		1,5x90x188	1	
21	000 234 233 0	Washer		17x42 X1	2	
22	000 726 098 0	Draw bar l.h.			1	from No. 15200570
22	000 725 573 2	Draw bar l.h.		40x8x940	1	to No. 15200569
22	000 726 099 0	Draw bar r.h.			1	from No. 15200570
22	000 725 569 2	Draw bar r.h.		40x8x940	1	to No. 15200569
23	000 238 990 0	Washer		16,5x33,5-1x5	2	
24	000 236 173 0	Hexagonal nut	Iso4032	M16	4	

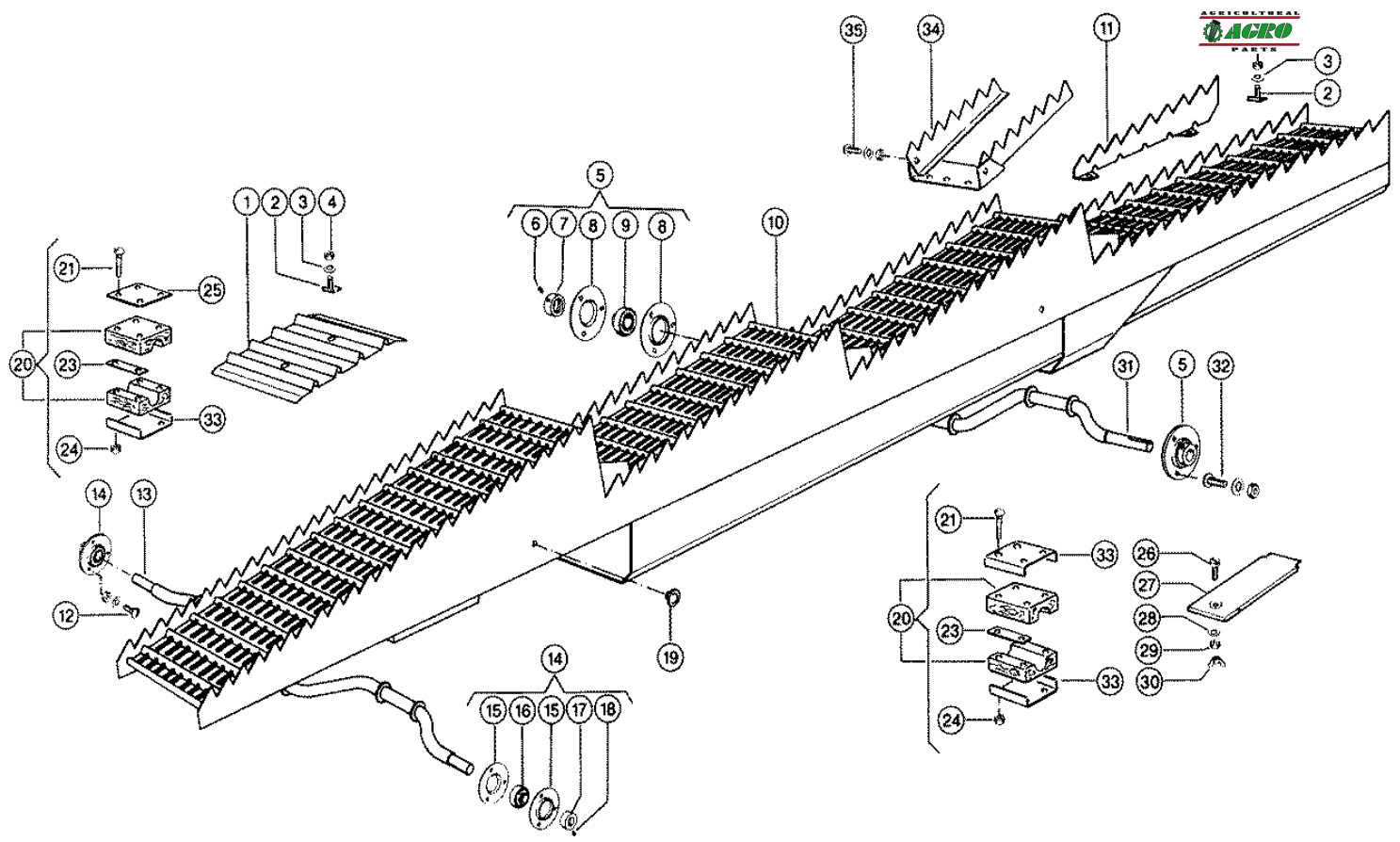


Characteristic: **IMPELLER DRUM**

Illustration: **019**

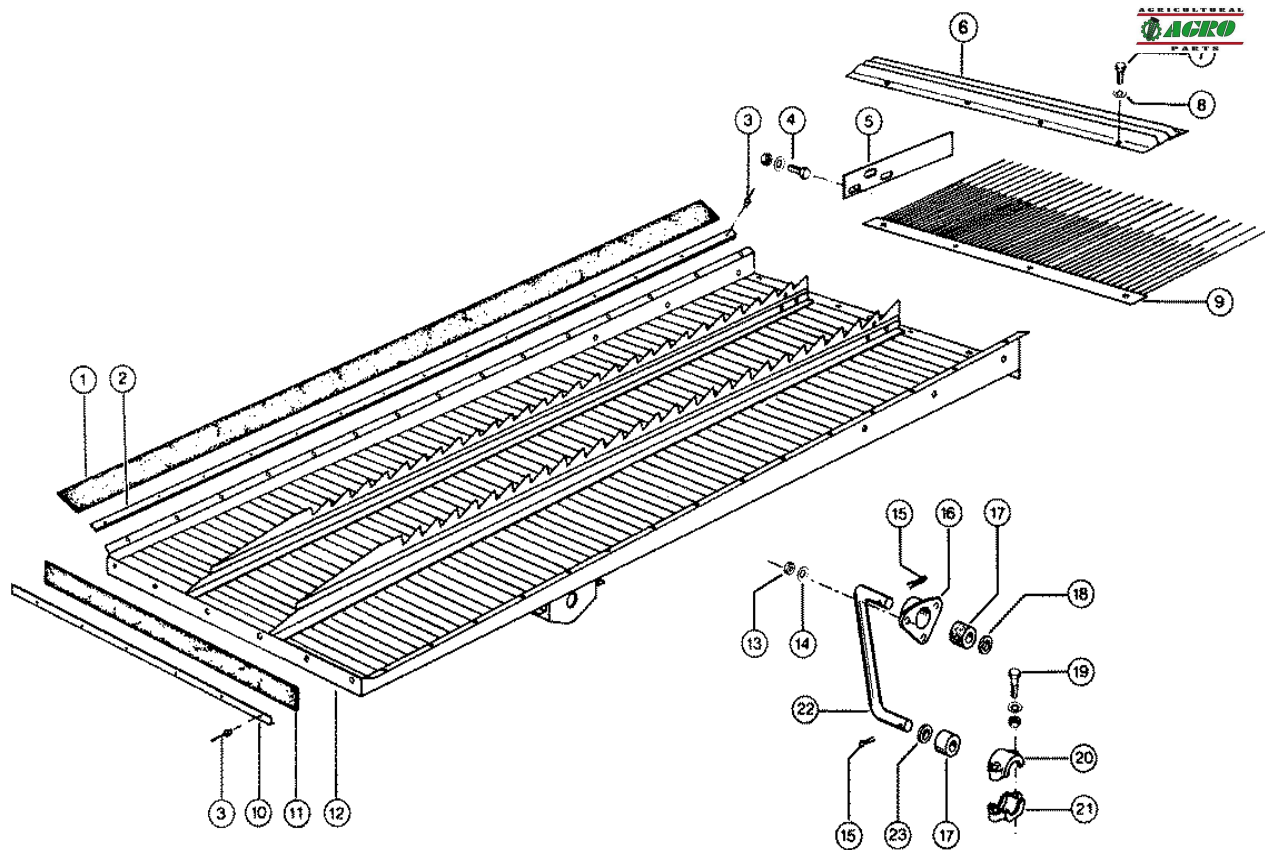


Pos.	Part-No.	Description	DIN	Dimension	Qty.	Remark
1	000 725 542 1	Impeller assy.		S	1	
2	000 725 544 0	Impeller plate		3x207x800	8	
3	000 237 382 0	Hexagonal screw	Iso4017	M10x20	24	
4	000 239 388 0	Contact washer		A10	24	
5	000 617 601 0	Drum bottom		Bo 48	2	from No. 15201440
5	000 674 479 0	Disc			2	to No. 15201439
6	000 237 454 0	Hexagonal screw	Iso4017	M10x30-Cp-Sw13	1	
7	000 237 786 0	Hexagonal nut	Iso4035	M10	1	from No. 15200570
7	000 237 886 0	Hexagonal nut	Iso4032	M10	1	to No. 15200569
8	000 617 865 0	Drum bottom		Bo 48	1	from No. 15201440
8	000 674 478 1	Disc			1	to No. 15201439
9	000 670 975 0	Parallel key	D6885	A 14x 9x 50	1	
10	000 725 543 1	Impeller shaft			1	
11	000 688 482 0	Bearing unit		Spezial	2	
12	000 239 389 0	Contact washer		A12	8	
13	000 239 049 0	Hexagonal screw	Iso4017	M12x30-Mkl	4	from No. 15201440
13	000 239 160 0	Hexagonal screw	Iso4017	M12x35-Mkl	4	to No. 15201439
14	000 236 943 0	Grease nipple	Din7141	As 6x1	2	
15	000 237 465 0	Hexagonal screw	Iso4017	M06x16	1	
15	000 236 169 0	Hexagonal nut	Iso4032	M6	1	
15	000 239 386 0	Contact washer		A 6	1	
16	000 750 760 0	Pipe clamp	D1592	7	2	
17	000 236 942 0	Grease nipple	D71412	As 6x1	1	
18	000 725 540 1	Grease pipe		6x1x595	1	
19	000 724 136 0	Cover			1	
20	000 239 394 1	Contact washer		B10	10	
21	000 236 171 0	Hexagonal nut	Iso4032	M10	10	
22	000 724 139 0	Grease pipe		6x1x200	1	
23	000 239 386 0	Contact washer		A 6	1	
24	000 237 877 0	Hexagonal screw	Iso4017	m 6x10	1	
25	000 237 761 0	Socket head screw	I4762	W.Ers.D.2377611	4	from No. 15200320
25	000 237 760 0	Socket head screw	Iso4762	M12x 50	4	to No. 15200319
26	000 236 944 0	Grease nipple	Din7141	2S 6x1	1	



Characteristic: **STRAW WALKERS**Illustration: **020**

Pos.	Part-No.	Description	DIN	Dimension	Qty.	Remark
1	000 605 932 0	St.Walk.Cover Pla		0,75x240x430	16	optional
2	000 684 076 2	Clamping plate			56	optional
3	000 239 392 0	Contact washer		B 6	88	optional
4	000 236 169 0	Hexagonal nut	Iso4032	M6	88	optional
5	000 610 449 0	Flange bearing		Bfa 30	2	
6	000 236 325 0	Threaded pin	Iso4029	m 8x10	2	
7	000 610 447 0	Tension ring		W.Ers.D.610447	2	
8	000 610 446 0	Metal flange		Rb Y 206	4	
9	000 610 448 0	Lock collar bear.		Rä30nppbfa140/	2	
10	000 724 960 1	Straw walker ass.		3460 lang	3	
11	000 684 136 1	Fishback		1,5x0144x0445	12	optional
12	000 610 098 1	Flat head bolt		m 8x 20	6	
12	000 236 170 0	Hexagonal nut	Iso4032	M8	6	
12	000 239 387 0	Contact washer		A 8	6	
13	000 724 964 0	St.wal.crankshaft			1	
14	000 636 340 0	Flange bearing		Bfa 25	2	
15	000 636 343 0	Metal flange		Rb Y 205	4	
16	000 636 341 0	Lock collar bear.		Yen 205	2	
17	000 636 342 0	Tension ring		W.Ers.D.636342	2	
18	000 236 551 1	Threaded pin	Iso4029	m 6x 6	2	
19	000 653 906 0	Glide plate			6	
20	000 618 254 2	Wood bear.ass.		D 30 mm	6	
21	000 237 810 0	Flat head bolt	Din603	M10x 90	24	
23	000 670 949 2	Intermed.plate			12	
24	000 237 947 0	Securing nut	Iso7042	M10	24	
25	000 724 953 0	Shim		2x75x106	3	
26	000 242 050 0	Socket head screw	D84	m 6x20	3	
27	000 618 006 2	Clean.aperture		0,75x120x257	3	
28	000 239 386 0	Contact washer		A 6	3	
29	000 236 169 0	Hexagonal nut	Iso4032	M6	3	
30	000 235 846 0	Wing nut	D315	m 6	3	
31	000 724 962 0	St.wal.crankshaft			1	
32	000 801 887 1	Flat head bolt		M10x 20	6	
32	000 236 171 0	Hexagonal nut	Iso4032	M10	6	
32	000 239 388 0	Contact washer		A10	6	
33	000 618 139 1	Shim plate		3x106x106	9	
34	000 176 951 0	Fishback		Hsk9718 B1+2 S	6	optional
35	000 665 564 1	Flat head bolt		m 6x 12	24	
35	000 236 169 0	Hexagonal nut	Iso4032	M6	24	
35	000 239 386 0	Contact washer		A 6	24	



CLAAS SPARE PARTS LIST

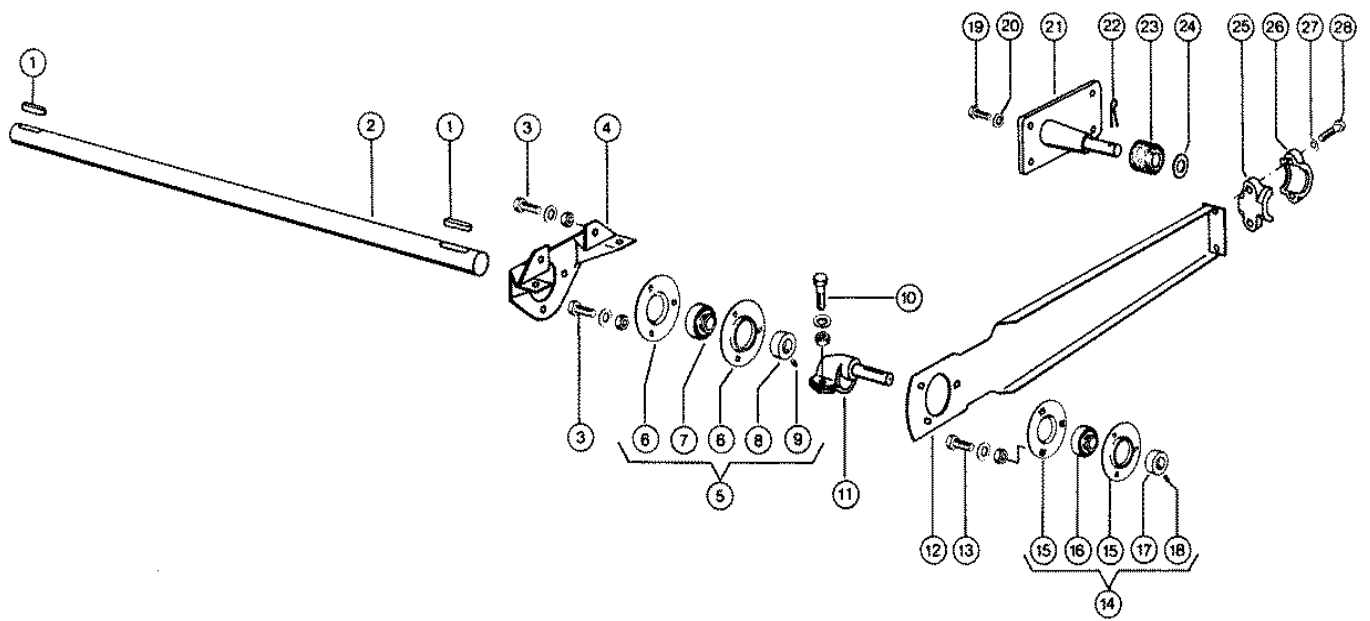
11.01.2008
Sheet 1
DOMINATOR 38

Characteristic: **PREPARATION FLOOR**

Illustration: **021**



Pos.	Part-No.	Description	DIN	Dimension	Qty.	Remark
1	000 726 379 1	Sealing tape		3 X85x1792	2	from No. 15201456
1	000 725 069 1	Sealing tape		3x60x1792	2	to No. 15201455
2	000 725 071 0	Rail r.h.		15x4x0,9x1788	1	
2	000 725 070 0	Rail l.h.		15x4x0,9x1788	1	
3	000 237 853 0	Rivet	D7337	A 4,8x10	38	from No. 15201456
3	000 237 950 1	Rivet	Iso16584	4,8x12	38	to No. 15201455
4	000 237 464 0	Hexagonal screw	Iso4017	M06x12	6	
4	000 236 169 0	Hexagonal nut	Iso4032	M6	6	
4	000 239 386 0	Contact washer		A 6	6	
5	000 725 236 1	Guide plate		1,5x80x275	3	from No. 15200220
5	000 653 891 4	Plate extension		1,5x143x360	3	to No. 15200219
6	000 725 235 1	Step plate			1	from No. 15200220
7	000 236 200 0	Hexagonal screw	Iso4017	M08x20	4	
8	000 239 387 0	Contact washer		A 8	4	
9	000 725 222 0	Rake			1	from No. 15200690
9	000 725 224 0	Rake			1	to No. 15200689
10	000 725 214 0	Rail			1	
11	000 725 215 1	Sealing tape			1	
12	000 725 205 1	Conveyor floor			1	
13	000 236 170 0	Hexagonal nut	Iso4032	M8	6	
14	000 239 387 0	Contact washer		A 8	6	
15	000 235 090 0	Split pin	I1234	4 X 28	4	
16	000 673 082 2	Housing			2	
17	000 619 342 0	Rubber bushing		44x13x35	4	
18	000 236 948 0	Washer		16,5x 28 X1,5	2	
19	000 235 536 0	Hexagonal screw	Iso4014	M10x60	4	
19	000 236 171 0	Hexagonal nut	Iso4032	M10	4	
19	000 239 388 0	Contact washer		A10	4	
20	000 619 340 2	Housing			2	
21	000 619 341 1	Bearing housing			2	
22	000 619 344 0	Swing			2	
23	000 619 348 0	Washer		16,5x28x1,5	2	

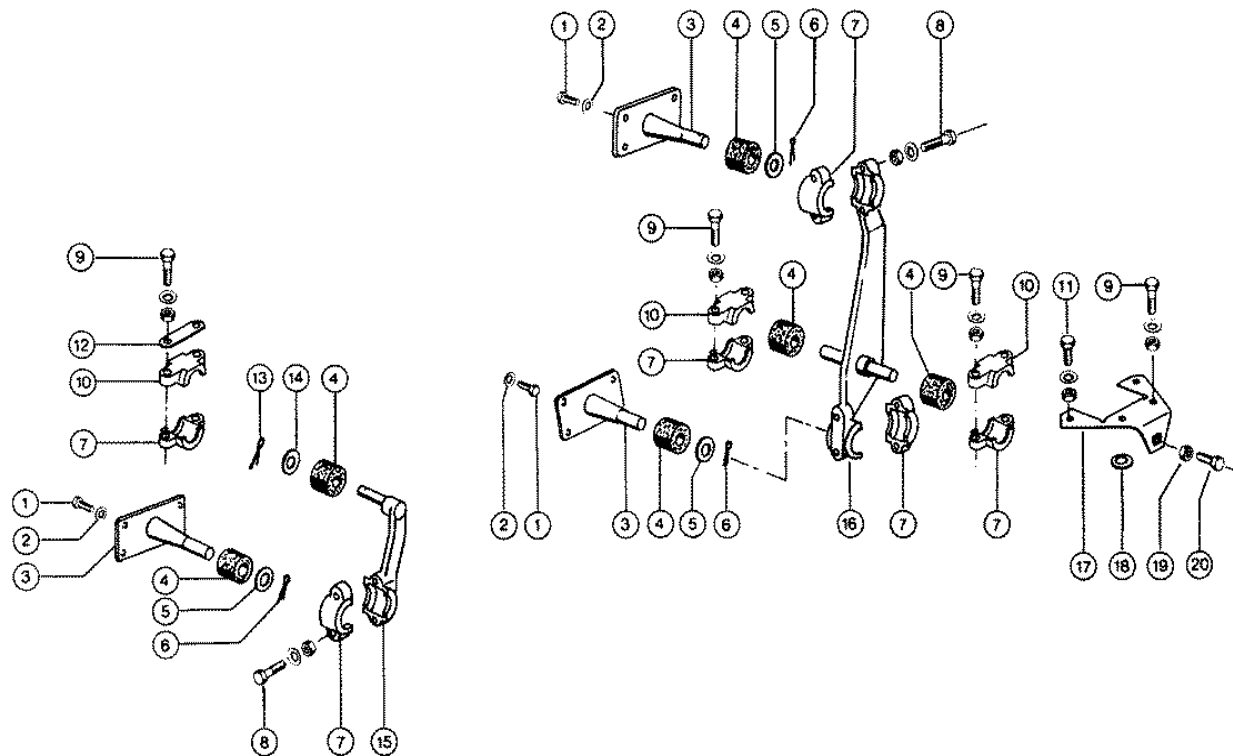


Characteristic: **ROCKER ARM DRIVE**

Illustration: **022**



Pos.	Part-No.	Description	DIN	Dimension	Qty.	Remark
1	000 238 212 0	Parallel key	D6885	A 10x 8x 45	2	
2	000 725 032 0	Shaft		D 35, 886 lang	1	
3	000 237 383 0	Hexagonal screw	Iso4017	M10x25	14	
3	000 236 171 0	Hexagonal nut	Iso4032	M10	14	
3	000 239 388 0	Contact washer		A10	14	
4	000 725 014 0	Console			2	
5	000 616 065 0	Flange bearing		Pea 207	2	
6	000 616 068 0	Metal flange		W.Ers.D.616068.	4	
7	000 616 066 0	Lock collar bear.		Yen 207	2	
8	000 616 067 0	Tension ring		W.Ers.D.6160671	2	
9	000 236 325 0	Threaded pin	Iso4029	m 8x10	2	
10	000 235 533 0	Hexagonal screw	Iso4014	M10x45	4	
10	000 236 171 0	Hexagonal nut	Iso4032	M10	4	
10	000 239 388 0	Contact washer		A10	4	
11	000 725 012 0	Eccentric l.h.			1	
11	000 725 013 0	Eccentric r.h.		.	1	
12	000 725 020 1	Crank rod			2	
13	000 236 510 0	Flat head bolt	Din603	M10x 20x12	6	
13	000 236 171 0	Hexagonal nut	Iso4032	M10	6	
13	000 239 388 0	Contact washer		A10	6	
14	000 610 449 0	Flange bearing		Bfa 30	2	
15	000 610 446 0	Metal flange		Rb Y 206	4	
16	000 610 448 0	Lock collar bear.		Rä30nppbfa140/	2	
17	000 610 447 0	Tension ring		W.Ers.D.6104471	2	
18	000 236 325 0	Threaded pin	Iso4029	m 8x10	2	
19	000 237 874 0	Hexagonal screw	Iso4017	M10x35	8	
20	000 239 388 0	Contact washer		A10	8	
21	000 725 015 1	Flange			2	
22	000 237 026 0	Split pin	I1234	5 X 32	2	
23	000 619 342 0	Rubber bushing		44x13x35	2	
24	000 234 318 0	Washer		21 X 30 X2	2	
25	000 619 341 1	Bearing housing			2	
26	000 619 340 2	Housing			2	
27	000 239 388 0	Contact washer		A10	4	
28	000 235 536 0	Hexagonal screw	Iso4014	M10x60	4	

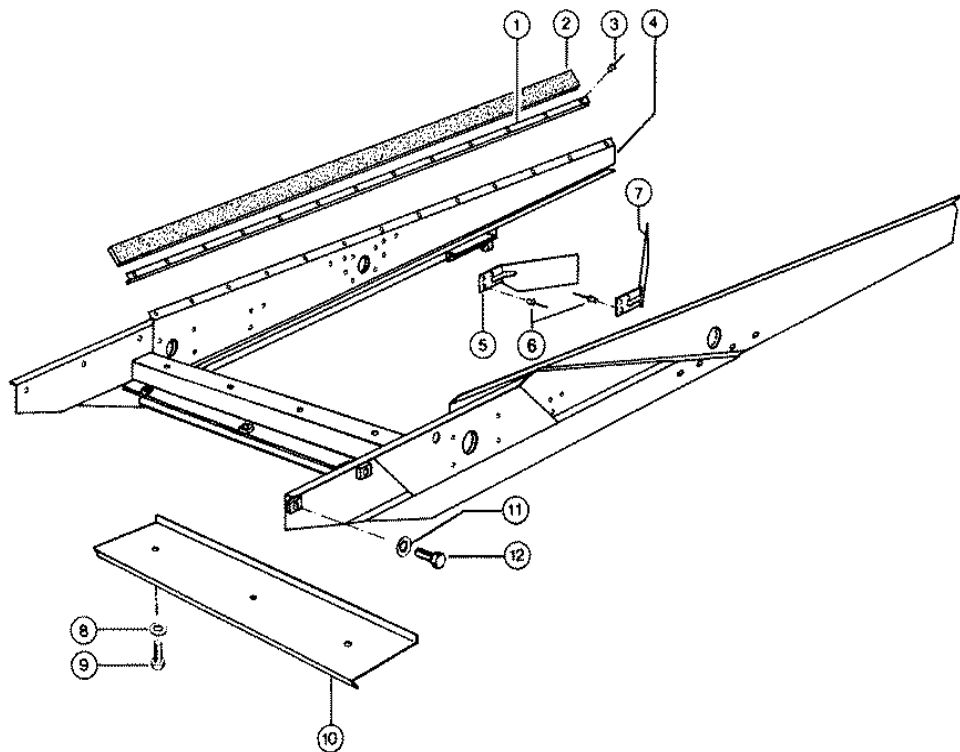


Characteristic: **SIEVE PAN DRIVE**

Illustration: **023**

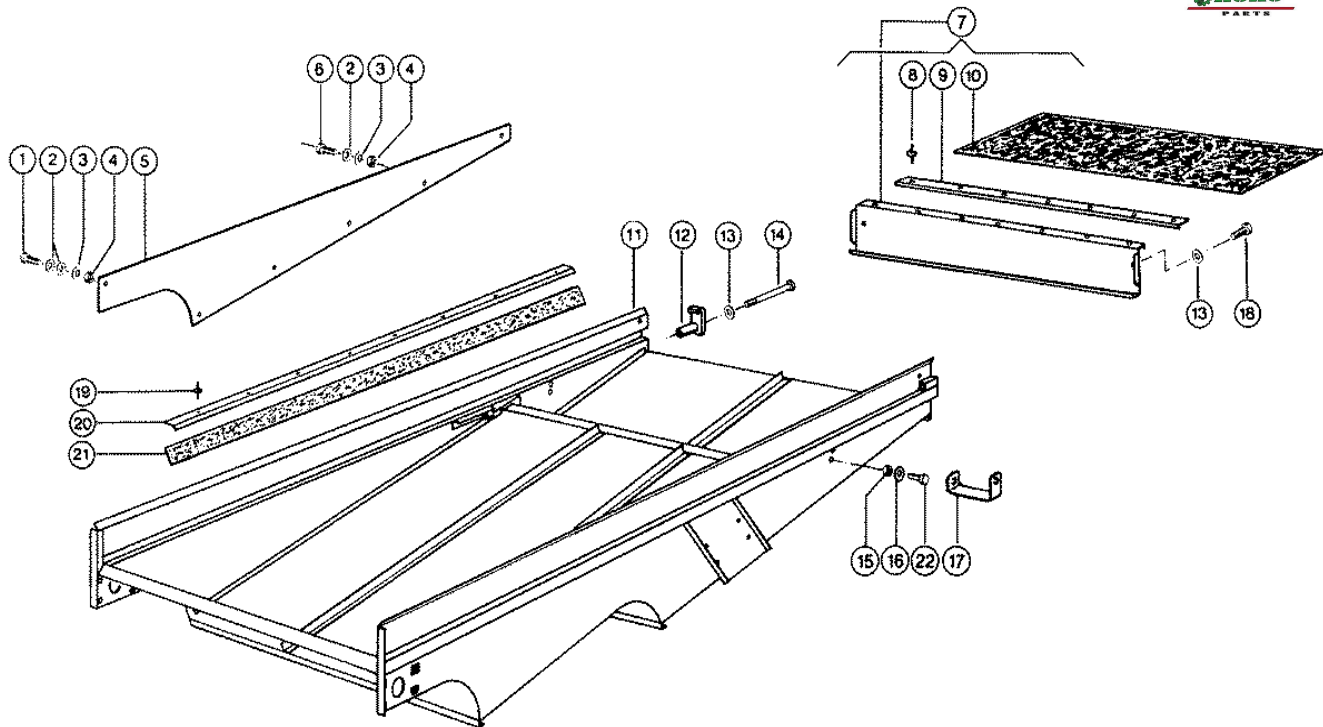


Pos.	Part-No.	Description	DIN	Dimension	Qty.	Remark
1	000 237 442 0	Hexagonal screw	Iso4017	M08x25	24	
2	000 239 387 0	Contact washer		A 8	24	
3	000 725 016 0	Flange		.	6	
4	000 619 342 0	Rubber bushing		44x13x35	12	
5	000 234 318 0	Washer		21 X 30 X2	6	
6	000 237 026 0	Split pin	I1234	5 X 32	6	
7	000 619 340 2	Housing			12	
8	000 235 536 0	Hexagonal screw	Iso4014	M10x60	12	
8	000 236 171 0	Hexagonal nut	Iso4032	M10	12	
8	000 239 388 0	Contact washer		A10	12	
9	000 235 540 0	Hexagonal screw	Iso4014	M10x80	12	from No. 15200220
9	000 235 538 0	Hexagonal screw	Iso4014	M10x70	12	to No. 15200219
9	000 236 171 0	Hexagonal nut	Iso4032	M10	12	
9	000 239 388 0	Contact washer		A10	12	
10	000 619 341 1	Bearing housing			6	
11	000 237 383 0	Hexagonal screw	Iso4017	M10x25	4	
11	000 236 171 0	Hexagonal nut	Iso4032	M10	4	
11	000 239 388 0	Contact washer		A10	4	
12	000 726 798 0	Shim		4x25x84	2	from No. 15200320
13	000 235 090 0	Split pin	I1234	4 X 28	2	
14	000 238 312 0	Back-up washer	Din988	S 20x28	2	from No. 15201440
14	000 234 291 0	Washer		17 X 26 X2	2	to No. 15201439
15	000 725 017 1	Control arm			2	
16	000 726 266 0	Swing			2	from No. 15200690
16	000 725 018 0	Rocker arm l.h.			1	to No. 15200689
16	000 725 019 0	Swing right			1	to No. 15200689
17	000 725 023 1	Bridge			2	
18	000 238 786 0	Washer		11 X 26 X5	4	
19	000 236 171 0	Hexagonal nut	Iso4032	M10	2	
20	000 235 218 1	Hexagonal screw	Iso4017	M10x40	2	



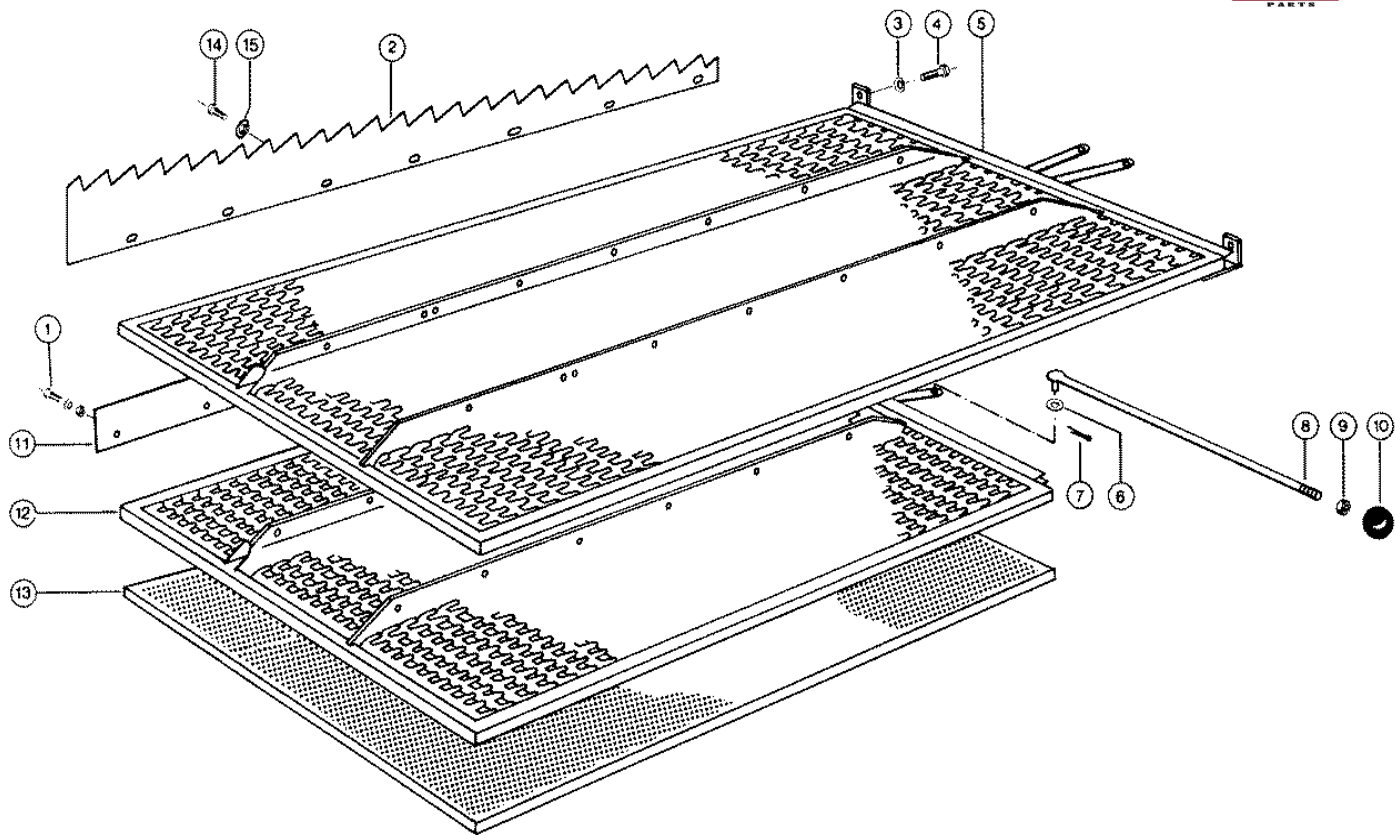
Characteristic: **SIEVE PAN**Illustration: **024**

Pos.	Part-No.	Description	DIN	Dimension	Qty.	Remark
1	000 725 095 0	Rail r.h.		15x4x0,9x1406	1	
1	000 725 094 0	Rail l.h.		15x4x0,9x1406	1	
2	000 726 384 0	Sealing tape		3 X 85x1410	2	from No. 15201456
2	000 725 096 0	Sealing tape		3 X 60x1410	2	to No. 15201455
3	000 237 853 0	Rivet	D7337	A 4,8x10	26	from No. 15201456
3	000 237 950 1	Rivet	Iso16584	4,8x12	26	to No. 15201455
4	000 725 216 1	Top sieve pan		S	1	
5	000 605 914 2	Deflector r.h.		1,5x70x275	2	
6	000 237 812 1	Rivet	D7337	A 4,0x 8	12	
7	000 605 913 2	Deflector l.h.		1,5x70x275	2	
8	000 239 387 0	Contact washer		A 8	3	
9	000 237 439 0	Hexagonal screw	Iso4017	M08x16	3	
10	000 725 058 0	Guide plate			1	
11	000 236 445 0	Spring washer	D7436	C12,5	6	from No. 15201440
11	000 239 389 0	Contact washer		A12	6	to No. 15201439
12	000 236 056 0	Hexagonal screw	Iso4017	M12x25	6	



Characteristic: **SIEVE PAN**Illustration: **025**

Pos.	Part-No.	Description	DIN	Dimension	Qty.	Remark
1	000 237 465 0	Hexagonal screw	Iso4017	M06x16	2	from No. 15200320
2	000 234 256 0	Washer		6,2x 15 X1,5	14	from No. 15200320
3	000 239 392 0	Contact washer		B 6	12	from No. 15200320
4	000 236 169 0	Hexagonal nut	Iso4032	M6	12	from No. 15200320
5	000 725 197 3	Guide plate		1x279x1142	2	from No. 15200320
6	000 237 464 0	Hexagonal screw	Iso4017	M06x12	10	from No. 15200320
7	000 725 005 0	Chaff door ass.			1	
8	000 237 853 0	Rivet	D7337	A 4,8x10	7	
9	000 061 559 0	Rail		15x4x0,9x750	1	
10	000 725 006 0	Strap			1	
11	000 729 028 3	Lower sieve box		S	1	
12	000 686 795 0	Support			2	
13	000 239 388 0	Contact washer		A10	4	
14	000 211 247 0	Hexagonal screw	Iso4017	M10x130	2	from No. 15201440
14	000 235 546 0	Hexagonal screw	Iso4017	M10x130	2	to No. 15201439
15	000 236 170 0	Hexagonal nut	Iso4032	M8	1	
16	000 238 387 0	Back-up washer	Din988	45x55x3,0	1	
17	000 653 115 1	Guide		25x5x148	1	from No. 15200570
17	000 653 115 0	Guide			1	to No. 15200569
18	000 237 874 0	Hexagonal screw	Iso4017	M10x35	2	
19	000 237 950 1	Rivet	Iso1658	4,8x12	14	from No. 15200420
20	000 600 498 0	Rail		1040 lang	2	from No. 15200420
21	000 726 391 0	Sealing tape		3 X 80x1040	2	from No. 15201440
21	000 605 046 0	Sealing tape		3 X 60x1040	2	No. 15200420-15201439
22	000 236 200 0	Hexagonal screw	Iso4017	M08x20	1	from No. 15200570



CLAAS SPARE PARTS LIST

11.01.2008
Sheet 1
DOMINATOR 38

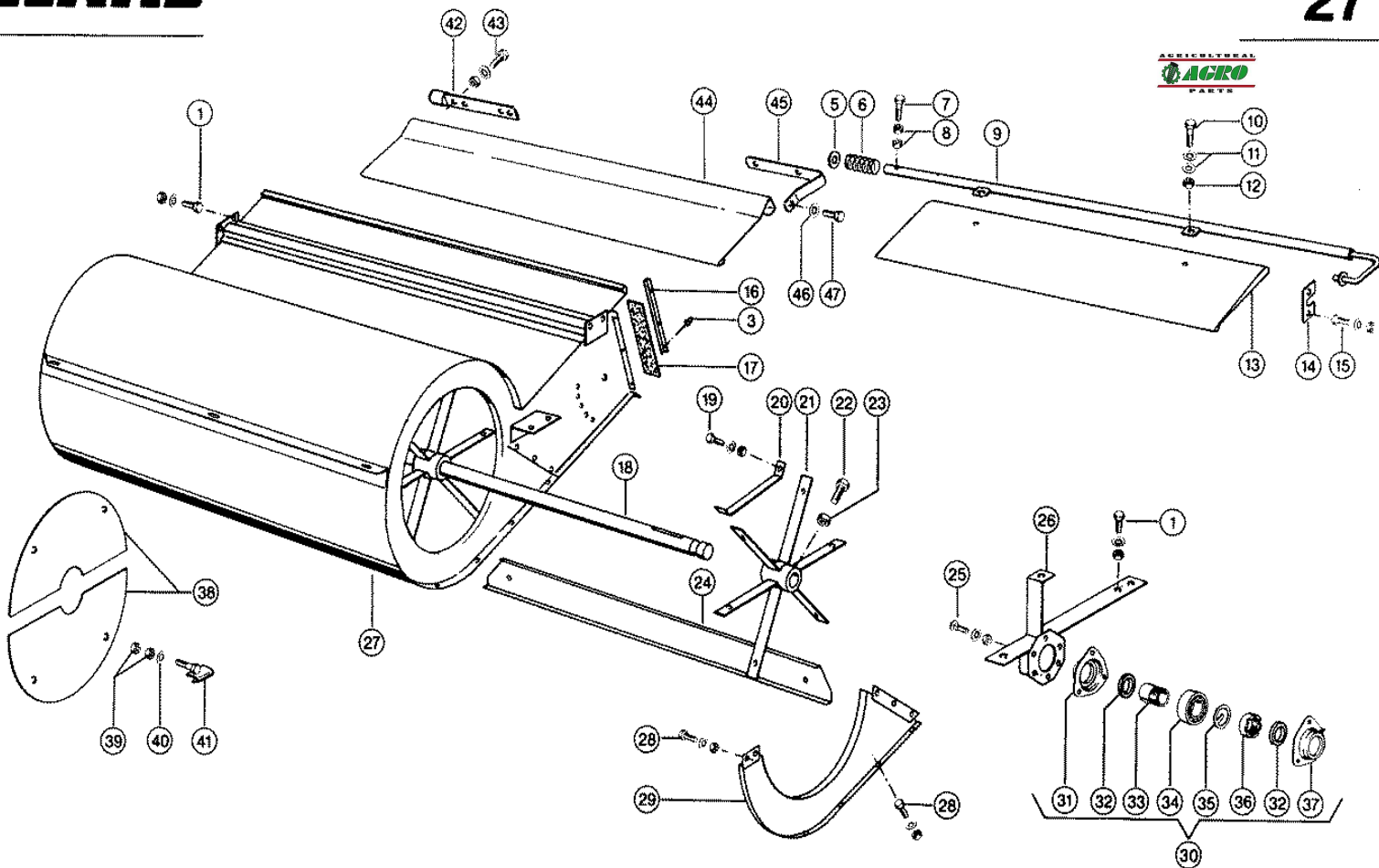
Characteristic: **SIEVES**

Illustration: **026**



Pos.	Part-No.	Description	DIN	Dimension	Qty.	Remark
1	000 239 012 0	Hexagonal screw	Iso4017	m 5x12	14	(26)
1	000 237 216 0	Hexagonal nut	Iso4032	M5	14	(26)
1	000 239 386 0	Contact washer		A 6	14	(26)
2	000 725 225 2	Guide plate		1,5x150x1250	2	
3	000 239 388 0	Contact washer		A10	2	
4	000 235 536 0	Hexagonal screw	Iso4014	M10x60	2	
5	000 725 131 0	Frogmouthsieve		1443x 750	1	
-	000 176 138 1	Long segment kit		Langlippig	N.B	
-	000 176 518 0	Adjusting lever			1	
6	000 236 912 2	Washer	Din125	8,4	1	
7	000 235 110 0	Split pin	I1234	2 X 18	1	
8	000 725 133 0	Linkage			1	
9	000 236 171 0	Hexagonal nut	Iso4032	M10	1	
10	000 239 076 0	Ball knob	Din319	C 40	1	
11	000 725 226 0	Guide plate		1x60x1000	2	from No. 15200320
12	000 725 132 0	Frogmouthsieve		1130x 750	1	
-	000 176 139 1	Disc		Kurzlippig	N.B	
-	000 176 517 0	Adjusting lever			1	
13	000 725 240 0	Sieve		2,5 rundloch	1	optional
13	000 725 135 0	Sieve		4,5 rundloch	1	optional
13	000 725 136 0	Sieve		7 rundloch	1	optional
13	000 725 137 0	Sieve		12 rundloch	1	optional
13	000 725 138 0	Sieve			1	optional
13	000 725 239 0	Sieve		5,6 langloch	1	optional
14	000 239 012 0	Hexagonal screw	Iso4017	m 5x12	12	from No. 15200620
15	000 215 407 0	Comby c-nut		M05	12	from No. 15200620

AGRO
PARTS



CLAAS SPARE PARTS LIST

11.01.2008
Sheet 1
DOMINATOR 38

Characteristic: **FAN**

Illustration: **027**



Pos.	Part-No.	Description	DIN	Dimension	Qty.	Remark
1	000 237 383 0	Hexagonal screw	Iso4017	M10x25	17	
1	000 236 171 0	Hexagonal nut	Iso4032	M10	17	
1	000 239 388 0	Contact washer		A10	17	
3	000 237 950 1	Rivet	Iso16584	8,8x12	6	
5	000 233 033 0	Washer		18,5x28 X1,5	1	to No. 15201439
6	000 633 166 0	Compress.spring		2,75x21,25x 50	1	to No. 15201439
7	000 235 505 0	Hexagonal screw	Iso4017	M06x30	1	to No. 15201439
8	000 236 169 0	Hexagonal nut	Iso4032	M6	2	to No. 15201439
9	000 725 201 0	Lever			1	to No. 15201439
10	000 237 370 0	Hexagonal screw	Iso4017	M08x30	2	to No. 15201439
11	000 236 912 2	Washer	Din125	8,4	4	to No. 15201439
12	000 238 132 0	Securing nut	Iso7042	M08	2	to No. 15201439
13	000 725 200 0	Guide plate			1	to No. 15201439
14	000 725 183 0	Bearing plate		3x35x84	1	to No. 15201439
15	000 237 465 0	Hexagonal screw	Iso4017	M06x16	2	to No. 15201439
15	000 236 169 0	Hexagonal nut	Iso4032	M6	2	to No. 15201439
15	000 239 386 0	Contact washer		A 6	2	to No. 15201439
16	000 725 180 0	Rail		15x4x0,9x266	2	
17	000 725 179 0	Sealing tape		3x35x306	2	
18	000 726 268 0	Shaft		D30x1255	1	from No. 15200690
18	000 725 199 0	Shaft		D 30,1255 lang	1	to No. 15200689
19	000 237 466 0	Hexagonal screw	Iso4017	M06x20	12	
19	000 236 169 0	Hexagonal nut	Iso4032	M6	12	
19	000 239 386 0	Contact washer		A 6	12	
20	000 725 177 0	Brace		2x20x201	12	
21	000 726 267 1	Fan star		6-teilig	2	from No. 15200690
21	000 725 174 0	Fan star			2	to No. 15200689
22	000 237 454 0	Hexagonal screw	Iso4017	M10x30-Cp-Sw13	2	(4)
23	000 236 171 0	Hexagonal nut	Iso4032	M10	2	(4)
24	000 725 198 0	Fan blade			6	
25	000 236 438 0	Flat head bolt	Din603	m 8x 16x10	6	
25	000 236 170 0	Hexagonal nut	Iso4032	M8	6	
25	000 239 387 0	Contact washer		A 8	6	
26	000 727 684 0	Suspension l.h.			1	from No. 15200420
26	000 725 184 0	Suspension l.h.			1	to No. 15200419
26	000 727 685 0	Suspension R.H.			1	from No. 15200420
26	000 725 185 0	Suspension R.H.			1	to No. 15200419
27	000 727 735 3	Fan housing			1	from No. 15200420
27	000 725 191 2	Fan housing			1	to No. 15200419
28	000 237 465 0	Hexagonal screw	Iso4017	M06x16	11	
28	000 236 169 0	Hexagonal nut	Iso4032	M6	11	
28	000 239 386 0	Contact washer		A 6	11	
29	000 725 171 0	Side part l.h.			1	
30	000 505 320 0	Bearing cpl.		Montiert	2	
31	000 500 874 0	Bearing shell			2	
32	000 177 308 0	Felt strip	Din61205	5x 5x1400	N.B	
33	000 500 832 1	Taper lock sleeve		30	2	
34	000 235 952 0	S.al.ball bearing	Din630	1207 K/C3	2	
35	000 500 894 0	Locking plate		35	2	
36	000 500 892 1	Slotted nut		m 35x1,5	2	
37	000 779 242 0	Bearing shell			2	
38	000 725 001 1	Segment		D400x2	4	optional
39	000 236 169 0	Hexagonal nut	Iso4032	M6	16	optional
40	000 239 386 0	Contact washer		A 6	8	optional

CLAAS SPARE PARTS LIST

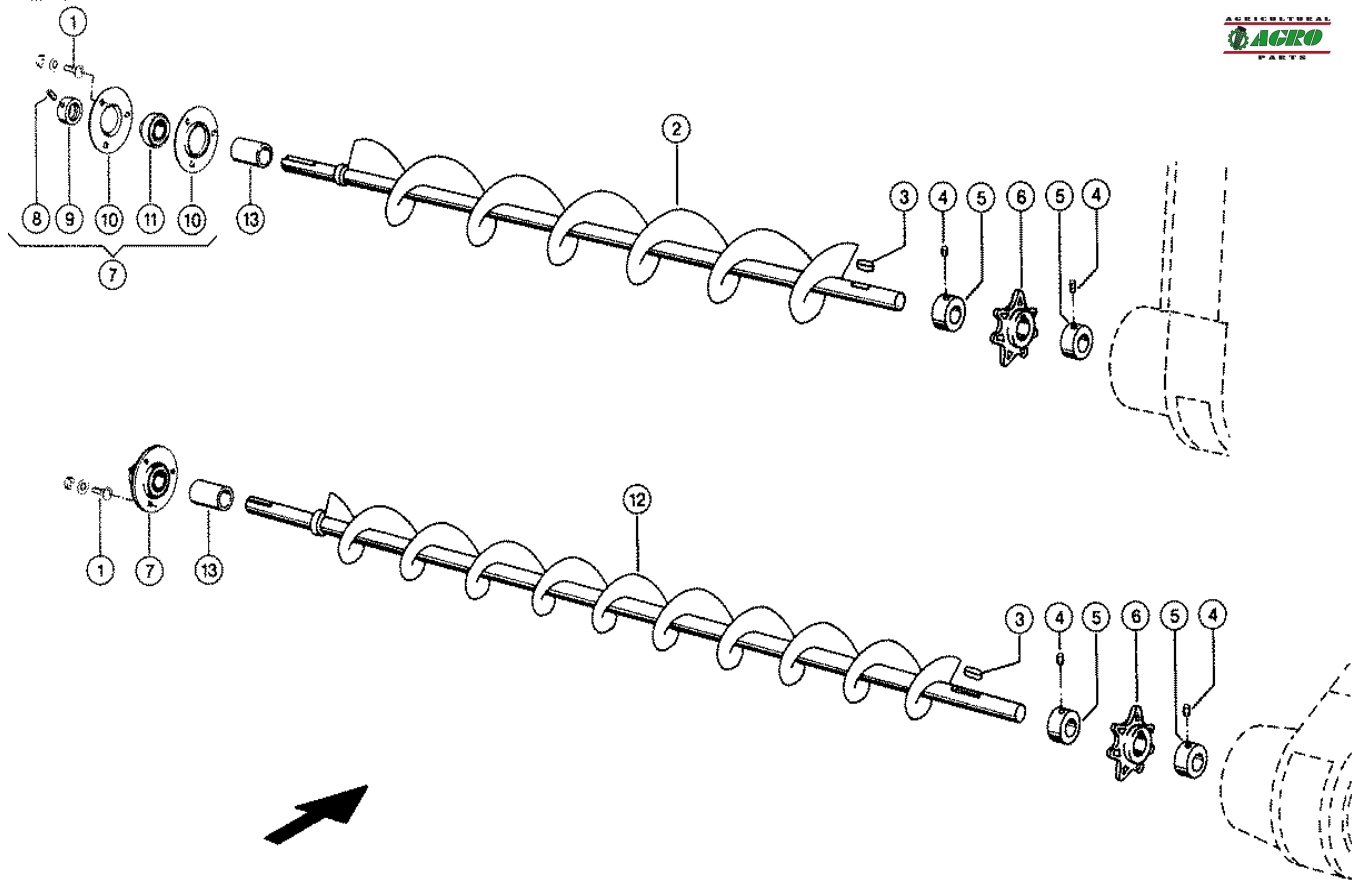
11.01.2008
Sheet 2
DOMINATOR 38

Characteristic: **FAN**

Illustration: **027**



Pos.	Part-No.	Description	DIN	Dimension	Qty.	Remark
41	000 609 597 0	Hook			8	optional
42	000 729 517 0	Bearing strip			1	from No. 15201440
43	000 236 200 0	Hexagonal screw	Iso4017	M08x20	4	from No. 15201440
43	000 236 170 0	Hexagonal nut	Iso4032	M8	4	from No. 15201440
43	000 239 387 0	Contact washer		A 8	4	from No. 15201440
44	000 729 514 0	Guide plate			1	from No. 15201440
45	000 729 515 0	Shifting lever		20x6x287,2	1	from No. 15201440
46	000 239 387 0	Contact washer		A 8	1	from No. 15201440
47	000 236 200 0	Hexagonal screw	Iso4017	M08x20	1	from No. 15201440



CLAAS SPARE PARTS LIST

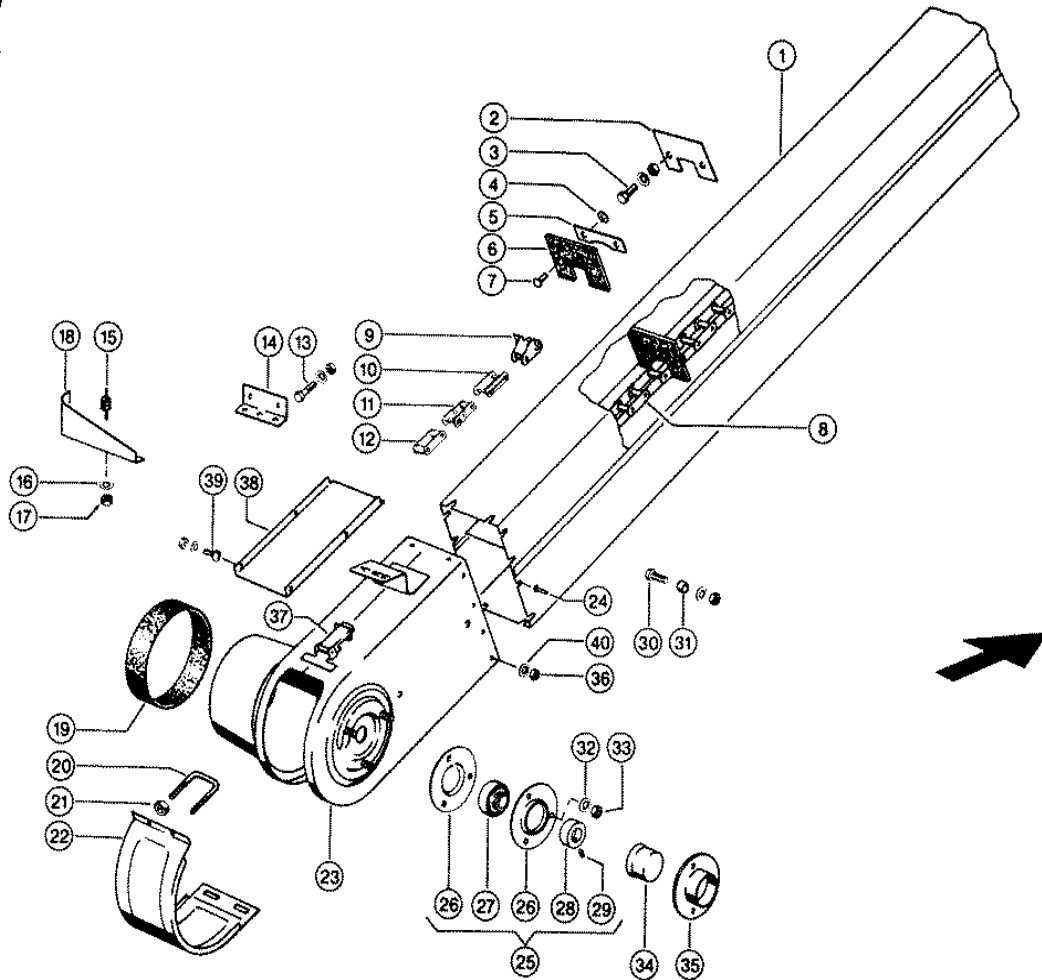
11.01.2008
Sheet 1
DOMINATOR 38

Characteristic: **GRAIN AUGERS**

Illustration: **028**

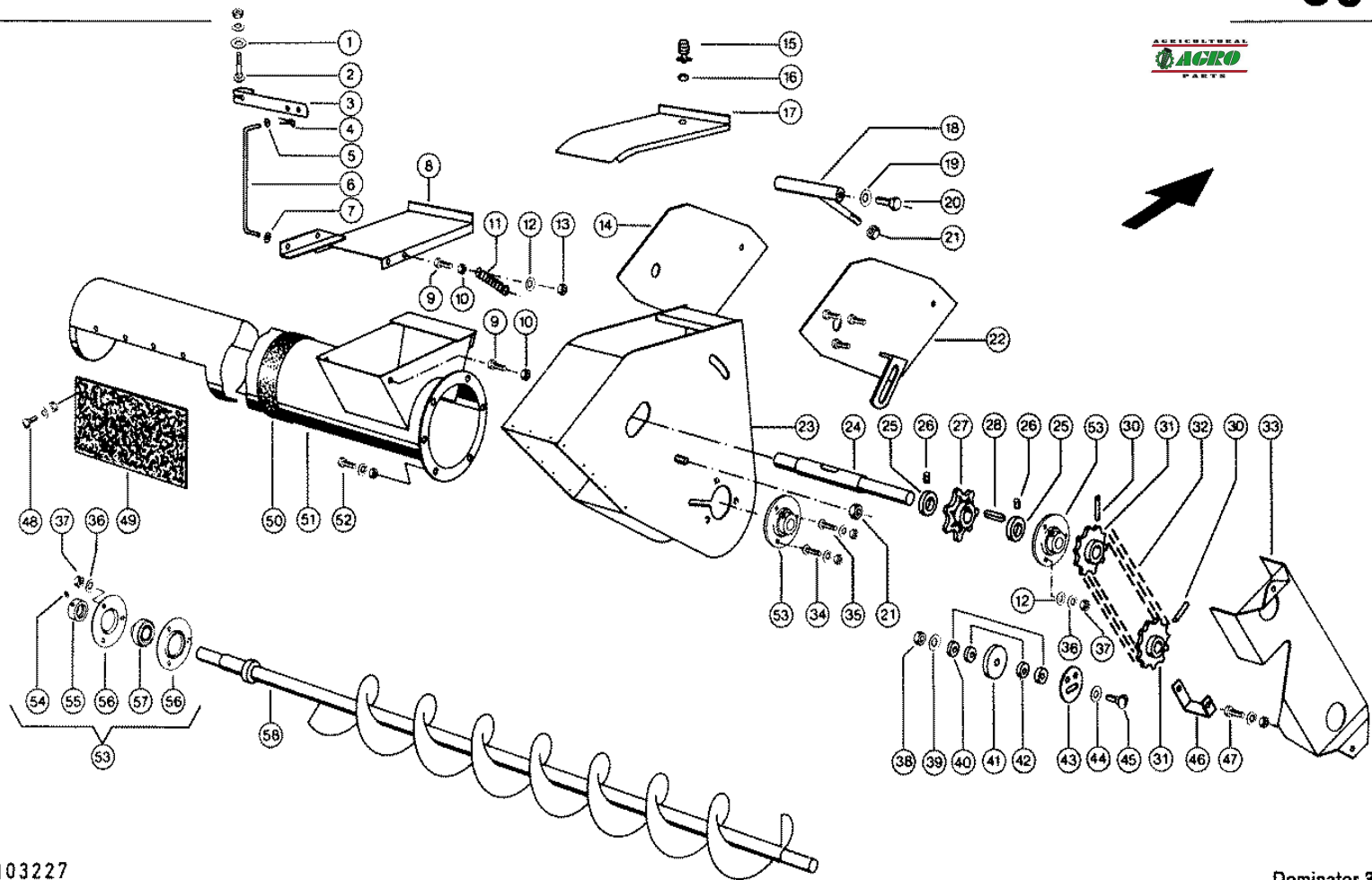


Pos.	Part-No.	Description	DIN	Dimension	Qty.	Remark
1	000 236 510 0	Flat head bolt	Din603	M10x 20x12	6	
1	000 236 171 0	Hexagonal nut	Iso4032	M10	6	
1	000 239 394 1	Contact washer		B10	6	
2	000 725 405 1	Grain auger		1221 lang	1	
3	000 665 260 0	Parallel key	D6885	A 10x 8x 30	2	
4	000 236 552 0	Threaded pin	Iso4029	M10x 8	4	
5	000 500 309 2	Adjusting ring		A30e8x45x15/M10	4	
6	000 674 143 4	Sprocket		38,4 Tlg 7z	2	
7	000 610 449 0	Flange bearing		Bfa 30	2	
8	000 236 325 0	Threaded pin	Iso4029	m 8x10	2	
9	000 610 447 0	Tension ring		W.Ers.D.6104471	2	
10	000 610 446 0	Metal flange		Rb Y 206	4	
11	000 610 448 0	Lock collar bear.		Rä30nppbfa140/	2	
12	000 725 395 2	Returns auger			1	
13	000 726 999 0	Bushing		35x2x55	2	from No. 15201320



Characteristic: **RETURNS ELEVATEUR**Illustration: **029**

Pos.	Part-No.	Description	DIN	Dimension	Qty.	Remark
1	000 727 978 0	Elevator housing			1	from No. 15201320
1	000 725 470 3	Elevator housing			1	to No. 15201319
2	000 671 252 0	Conveyor plate		3x77x102	1	
3	000 237 438 0	Hexagonal screw	Iso4017	m 8x12	2	
3	000 236 170 0	Hexagonal nut	Iso4032	M8	2	
3	000 239 387 0	Contact washer		A 8	2	
4	000 237 816 0	Washer	D9021	8,4	36	(68)
5	000 636 208 2	Shim		2x30x82	17	(36)
6	000 619 298 2	Conveyor plate		107 X 80 X 9	17	(36)
7	000 235 779 1	Tube rivet	D7340	B 8 X1 X22	36	(68)
8	000 725 476 0	Elevator chain		38,4 138gl 17pl	1	
9	000 687 545 0	Angular strap		38,4 Tlg	N.B	from No. 15201320
9	000 619 256 0	Angular strap			N.B	to No. 15201319
9	000 619 257 0	Front link lh.		38,4 tlg	N.B	to No. 15201319
10	000 002 860 0	Chain Lock Str.		38,40x19	N.B	
-	000 003 052 0	Lock wire		1,8x 60	N.B	
11	000 002 861 0	Chain Lock Bend.		38,40x19	N.B	
12	000 002 866 0	Chain inner link		38,4x19,0x6,92	N.B	
13	000 236 200 0	Hexagonal screw	Iso4017	M08x20	5	to No. 15200689
13	000 236 170 0	Hexagonal nut	Iso4032	M8	5	to No. 15200689
13	000 239 387 0	Contact washer		A 8	5	to No. 15200689
14	000 724 822 1	Connection		3x77,5x120	1	to No. 15200689
15	000 656 241 0	Silent block		m 8 30x 30	1	
16	000 239 387 0	Contact washer		A 8	2	
17	000 236 170 0	Hexagonal nut	Iso4032	M8	2	
18	000 727 990 0	Support		3x111,5x185,5	1	from No. 15201320
18	000 724 821 1	Connection		3x123,5x317,5	1	to No. 15201319
19	000 619 162 2	Rubber bandage		128x60	1	
20	000 684 184 0	Locking yoke		D8	1	
21	000 238 132 0	Securing nut	Iso7042	M08	2	
22	000 647 896 0	Lock cover		2x138x394	1	from No. 15201320
22	000 684 180 0	Lock cover			1	to No. 15201319
22	000 693 054 0	Lock cover		3x120x397	1	optional
23	000 727 991 0	Elevator foot			1	from No. 15201320
23	000 684 170 0	Elevator foot		S	1	to No. 15201319
24	000 238 934 0	Rivet		5x1,6- 4,5	34	to No. 15201319
25	000 610 449 0	Flange bearing		Bfa 30	1	
26	000 610 446 0	Metal flange		Rb Y 206	2	(1)
27	000 610 448 0	Lock collar bear.		Rä30nppbfa140/	1	
28	000 610 447 0	Tension ring		W.Ers.D.6104471	1	
29	000 236 325 0	Threaded pin	Iso4029	m 8x10	1	
30	000 236 200 0	Hexagonal screw	Iso4017	M08x20	1	
30	000 236 170 0	Hexagonal nut	Iso4032	M8	1	
30	000 239 387 0	Contact washer		A 8	1	
31	000 721 318 0	Spacer window		D16x6	1	
32	000 239 394 1	Contact washer		B10	3	
33	000 236 171 0	Hexagonal nut	Iso4032	M10	3	
34	000 818 081 0	Guard cap		55x60,5x35	1	optional
						from No. 15200570
35	000 239 321 0	Metal flange		Pfl 62 N.Z.	1	optional
						from No. 15200570
36	000 236 169 0	Hexagonal nut	Iso4032	M6	12	from No. 15201320
37	000 684 176 0	Lock		4 S	1	from No. 15201320
38	000 647 912 0	Divider plate		1,5x152x245	1	from No. 15201320



CLAAS SPARE PARTS LIST

11.01.2008
Sheet 1
DOMINATOR 38

Characteristic: **RETURN OUTLET**

Illustration: **030**



Pos.	Part-No.	Description	DIN	Dimension	Qty.	Remark
1	000 233 005 0	Washer		8,4x 17 X3	1	
2	000 236 449 0	Flat head bolt	Din603	m 8x 45	1	
2	000 236 170 0	Hexagonal nut	Iso4032	M8	1	
2	000 239 387 0	Contact washer		A 8	1	
3	000 660 029 0	Adjusting lever		3x30x159	1	
4	000 235 110 0	Split pin	I1234	2 X 18	2	
5	000 236 911 2	Washer	D125	6,4	2	
6	000 726 865 0	Operating Rod			1	from No. 15200690
6	000 722 121 0	Linkage		6rx348	1	to No. 15200689
7	000 785 019 0	Starlock washer		6	1	from No. 15200220
8	000 725 467 0	Cover			1	
9	000 237 466 0	Hexagonal screw	Iso4017	M06x20	3	
10	000 236 169 0	Hexagonal nut	Iso4032	M6	3	
11	000 013 004 0	Tension spring		1,5 X 13,5x 67	1	
12	000 234 271 0	Washer		8,4x 23 X2	4	
13	000 237 983 0	Securing nut	Iso7042	M06	2	
14	000 600 972 1	Chain Adjuster Lh			1	
15	000 606 674 0	Locking pin		3,17- 3,92kl-L	1	
16	000 601 243 0	Support washer		10,8x25x0,6	1	
17	000 600 929 1	Cover		1,5x145x270	1	
18	000 600 970 0	Chain tensioner			1	
19	000 239 389 0	Contact washer		A12	2	
20	000 236 056 0	Hexagonal screw	Iso4017	M12x25	2	
21	000 238 234 0	Securing nut	Iso7042	M12	3	
22	000 600 971 1	Chain Adjuster Rh			1	
23	000 725 475 1	Elevator head			1	
24	000 725 458 0	Shaft		26h9x261	1	
25	000 500 310 2	Adjusting ring		A26e8x40x15m10	2	
26	000 236 552 0	Threaded pin	Iso4029	M10x 8	2	
27	000 678 856 2	Sprocket		38,4 Tlg 7z	1	
28	000 633 020 0	Parallel key	D6885	A 8x 7x 30	1	
30	000 235 666 0	Tensioning pin	I8752	W.Ers.D 2356662	2	
31	000 600 967 1	Sprocket		11z 25,4tlg	2	
32	000 600 981 0	Roller chain	D8181	208ax 34 E	1	
-	000 684 793 0	Inner link	D8181	B-208a	N.B	
-	000 684 794 0	Chain Lock Str.	D8181	S-208a	N.B	
-	000 686 755 0	Chian Offset Link	D8181	L-208a	N.B	
33	000 726 179 1	Cap		1,5x227x457	1	from No. 15200220
33	000 605 716 2	Cover plate		1,5x197x224	1	to No. 15200219
34	000 610 098 1	Flat head bolt		m 8x 20	2	
34	000 236 170 0	Hexagonal nut	Iso4032	M8	2	
34	000 239 387 0	Contact washer		A 8	2	
35	000 610 099 1	Flat head bolt		m 8x 25	1	
35	000 236 170 0	Hexagonal nut	Iso4032	M8	1	
35	000 239 387 0	Contact washer		A 8	1	
36	000 239 393 1	Contact washer		B 8	9	
37	000 236 170 0	Hexagonal nut	Iso4032	M8	9	
38	000 236 171 0	Hexagonal nut	Iso4032	M10	1	
39	000 239 394 1	Contact washer		B10	1	
40	000 238 786 0	Washer		11 X 26 X5	2	from No. 15200220
41	000 678 440 2	Tensioning block		11x61,3x6	1	
42	000 234 364 0	Washer		11 X 26 X4	2	from No. 15200220
43	000 755 574 0	Supporting plate			1	from No. 15200220
44	000 176 820 0	Washer		10,5x 30 X1,5	1	

CLAAS SPARE PARTS LIST

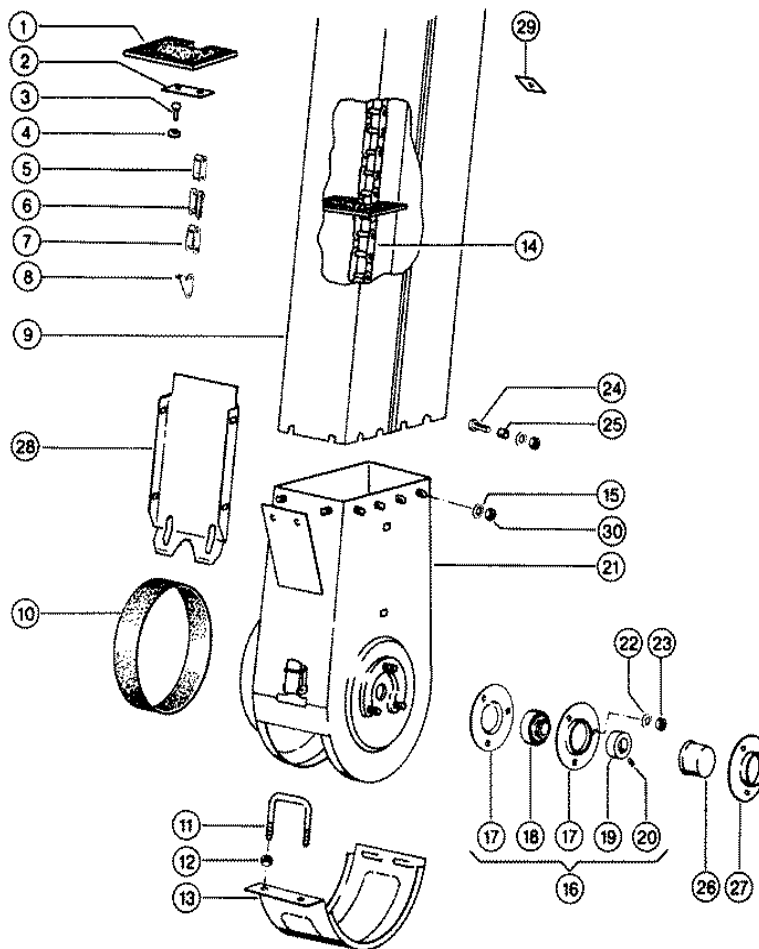
11.01.2008
Sheet 2
DOMINATOR 38

Characteristic: **RETURN OUTLET**

Illustration: **030**



Pos.	Part-No.	Description	DIN	Dimension	Qty.	Remark
45	000 236 519 0	Flat head bolt	Din603	M10x 45	1	from No. 15200220
45	000 244 247 0	Flat head bolt	Din603	M10x 35	1	to No. 15200219
46	000 605 717 1	Support		4x30x122,5	2	from No. 15200220
46	000 670 253 0	Support			2	to No. 15200219
47	000 237 439 0	Hexagonal screw	Iso4017	M08x16	2	
47	000 236 170 0	Hexagonal nut	Iso4032	M8	2	
47	000 239 387 0	Contact washer		A 8	2	
48	000 665 564 1	Flat head bolt		m 6x 12	4	
48	000 236 169 0	Hexagonal nut	Iso4032	M6	4	
48	000 239 392 0	Contact washer		B 6	4	
49	000 605 897 0	A.wrapp.guard		3 X170x 280	1	
50	000 619 162 2	Rubber bandage		128x60	1	
51	000 725 462 2	Outlet pipe		S	1	
52	000 237 465 0	Hexagonal screw	Iso4017	M06x16	6	
52	000 236 169 0	Hexagonal nut	Iso4032	M6	6	
52	000 239 386 0	Contact washer		A 6	6	
53	000 636 340 0	Flange bearing		Bfa 25	4	
54	000 236 551 1	Threaded pin	Iso4029	m 6x 6	4	
55	000 636 342 0	Tension ring		W.Ers.D.636342	4	
56	000 636 343 0	Metal flange		Rb Y 205	8	
57	000 636 341 0	Lock collar bear.		Yen 205	4	
58	000 725 459 0	Returns auger			1	



CLAAS SPARE PARTS LIST

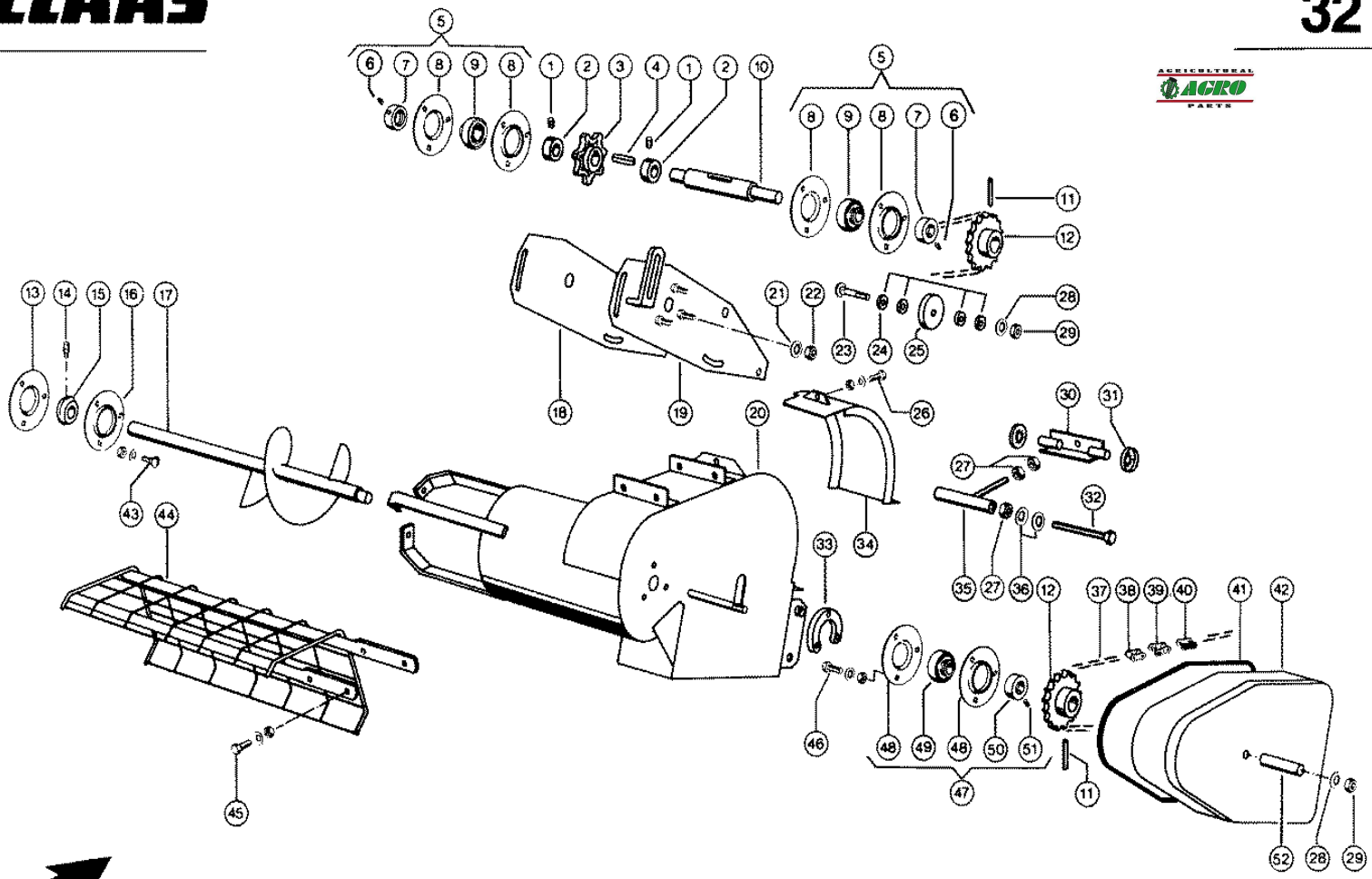
11.01.2008
Sheet 1
DOMINATOR 38

Characteristic: **CLEAN GRAIN ELEVATOR**

Illustration: **031**



Pos.	Part-No.	Description	DIN	Dimension	Qty.	Remark
1	000 619 298 2	Conveyor plate		107 X 80 X 9	34	
2	000 636 208 2	Shim		2x30x82	34	
3	000 235 779 1	Tube rivet	D7340	B 8 X1 X22	68	
4	000 237 816 0	Washer	D9021	8,4	68	
5	000 002 866 0	Chain inner link		38,4x19,0x6,92	N.B	
6	000 002 860 0	Chain Lock Str.		38,40x19	N.B	
6	000 003 052 0	Lock wire		1,8x 60	N.B	
7	000 002 861 0	Chain Lock Bend.		38,40x19	N.B	
8	000 687 545 0	Angular strap		38,4 Tlg	N.B	from No. 15200690
8	000 619 257 0	Front link lh.		38,4 tlg	N.B	to No. 15200689
8	000 619 256 0	Angular strap			N.B	to No. 15200689
9	000 727 999 1	Elevator housing			1	from No. 15201320
9	000 725 440 2	Elevator housing			1	to No. 15201319
10	000 607 997 1	Rubber bandage		150x60	1	from No. 15201320
10	000 636 327 1	Rubber bandage		180x60	1	to No. 15201319
11	000 684 184 0	Locking yoke		D8	1	
12	000 238 132 0	Securing nut	Iso7042	M08	2	
13	000 647 896 0	Lock cover		2x138x394	1	from No. 15201320
13	000 684 180 0	Lock cover			1	to No. 15201319
14	000 654 318 0	Elevator chain		38,4 137gl 34gl	1	
15	000 239 392 0	Contact washer		B 6	12	from No. 15201320
15	000 238 934 0	Rivet		5x1,6- 4,5	34	to No. 15201319
16	000 610 449 0	Flange bearing		Bfa 30	1	
17	000 610 446 0	Metal flange		Rb Y 206	2	(1) optional
18	000 610 448 0	Lock collar bear.		Rä30nppbfa140/	1	
19	000 610 447 0	Tension ring		W.Ers.D.6104471	1	
20	000 236 325 0	Threaded pin	Iso4029	m 8x10	1	
21	000 727 994 0	Elevator foot			1	from No. 15201320
21	000 725 414 0	Elevator foot			1	to No. 15201319
22	000 239 394 1	Contact washer		B10	3	
23	000 236 171 0	Hexagonal nut	Iso4032	M10	3	
24	000 236 200 0	Hexagonal screw	Iso4017	M08x20	1	
24	000 236 170 0	Hexagonal nut	Iso4032	M8	1	
24	000 239 387 0	Contact washer		A 8	1	
25	000 721 318 0	Spacer window		D16x6	1	
26	000 818 081 0	Guard cap		55x60,5x35	1	optional
						from No. 15200570
27	000 239 321 0	Metal flange		Pfl 62 N.Z.	1	optional
						from No. 15200570
28	000 726 317 0	Divider plate		2x149x320	1	from No. 15201320
29	000 627 048 0	Plate			2	from No. 15201320
30	000 236 169 0	Hexagonal nut	Iso4032	M6	12	from No. 15201320



103229

Characteristic: **GRAIN TANK FILLING AUGER**

Illustration: **032**



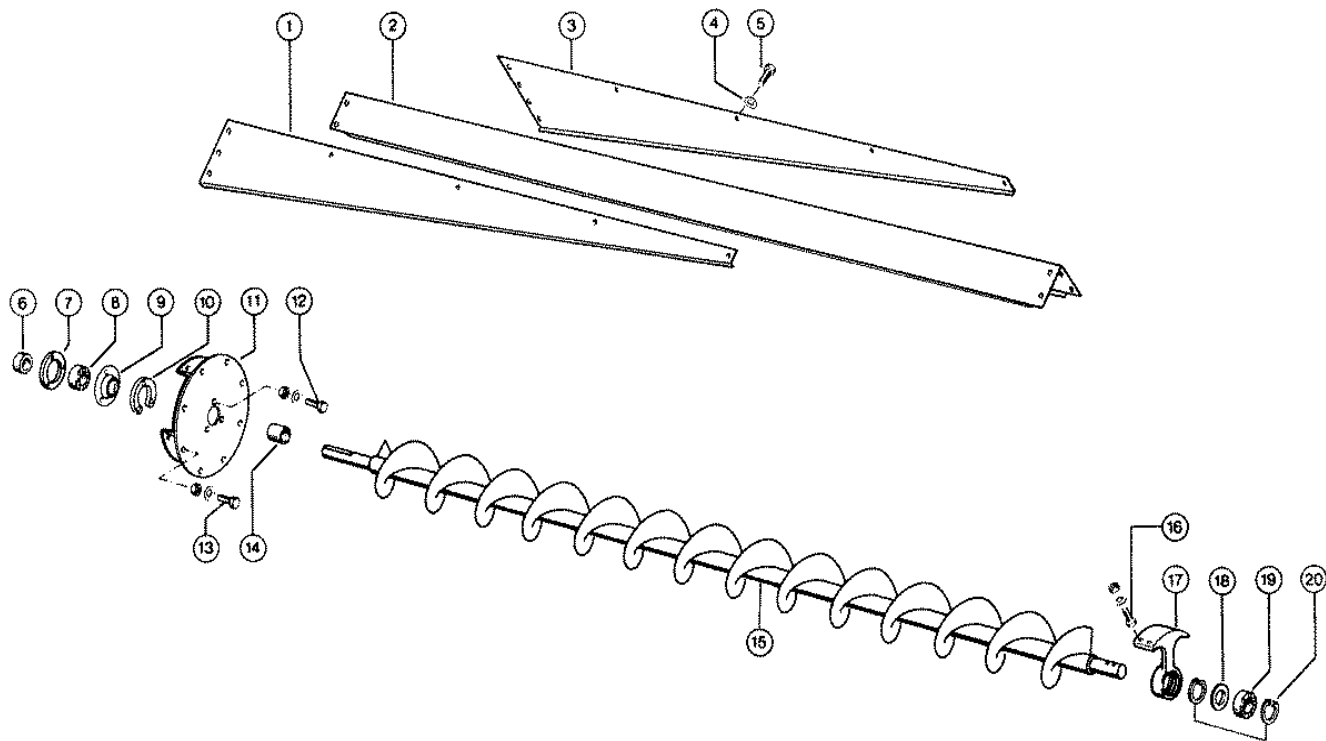
Pos.	Part-No.	Description	DIN	Dimension	Qty.	Remark
1	000 236 552 0	Threaded pin	Iso4029	M10x 8	2	
2	000 500 310 2	Adjusting ring		A26e8x40x15m10	2	
3	000 678 856 2	Sprocket		38,4 Tlg 7z	1	
4	000 633 020 0	Parallel key	D6885	A 8x 7x 30	1	
5	000 619 285 0	Flange bearing		Pea 204	2	
6	000 236 551 1	Threaded pin	Iso4029	m 6x 6	2	
7	000 619 287 0	Tension ring		W.Ers.D.6192871	2	
8	000 619 288 0	Metal flange		Rb Y 204	4	
9	000 619 286 0	Lock collar bear.		Yen 204	2	
10	000 725 369 0	Shaft		D26h9x246	1	
11	000 237 799 1	Tensioning pin	I8752	W.Ers.D.2377992	2	
12	000 619 272 1	Sprocket		19,05 Tlg 14z	2	
13	000 785 469 0	Metal flange		Bfn 47	1	
14	000 236 944 0	Grease nipple	Din714	12S 6x1	1	
15	000 687 114 0	Adjusting bearing		30x 47x30	1	
16	000 619 288 0	Metal flange		Rb Y 204	1	
17	000 726 258 0	Spreader auger		700 Lg	1	from No. 15200420
17	000 725 450 1	Spreader auger			1	to No. 15200419
18	000 725 398 1	Bearing plate l.h			1	
19	000 725 399 1	Bearing plate r.h			1	
20	000 725 429 2	Elevator head			1	
21	000 239 393 1	Contact washer		B 8	6	
22	000 236 170 0	Hexagonal nut	Iso4032	M8	6	
23	000 236 519 0	Flat head bolt	Din603	M10x 45	1	from No. 15200420
24	000 242 665 0	Washer	D125	28x15x2,5	4	from No. 15200420
25	000 684 336 1	Tensioning block		11x61,3x12	1	from No. 15200420
26	000 237 465 0	Hexagonal screw	Iso4017	M06x16	3	
26	000 236 169 0	Hexagonal nut	Iso4032	M6	1	
26	000 215 003 0	Contact washer		Ers.D.2393860	3	
27	000 236 172 0	Hexagonal nut	Iso4032	M12	3	
28	000 239 388 0	Contact washer		A10	3	from No. 15200420
29	000 236 171 0	Hexagonal nut	Iso4032	M10	3	from No. 15200420
30	000 725 478 0	Angle			1	
31	000 237 803 0	Starlock washer		20	4	
32	000 239 145 0	Hexagonal screw	Iso4014	M12x160	1	
33	000 619 266 1	Spacer ring		60 X101x10	1	
34	000 725 439 0	Cover			1	
35	000 725 431 0	Tube			1	
36	000 239 389 0	Contact washer		A12	2	
37	000 686 200 0	Roller chain		19,05 T 38ro	1	from No. 15200420
37	000 725 408 0	Roller chain		19,05 T 36ro	1	to No. 15200419
38	000 002 864 0	Chain inner link		19,05x13,5	N.B	
39	000 002 859 0	Chain Lock Bend.		19,05x13,5	N.B	
40	000 002 858 0	Chain Lock Str.		19,05x13,5	N.B	
41	000 200 679 0	Rubber profile		10x 9	1	
42	000 654 750 2	Guard box			1	
43	000 236 438 0	Flat head bolt	Din603	m 8x 16x10	3	
43	000 236 170 0	Hexagonal nut	Iso4032	M8	3	
43	000 239 387 0	Contact washer		A 8	3	
44	000 725 497 1	Guard basket			1	
45	000 236 200 0	Hexagonal screw	Iso4017	M08x20	4	
45	000 236 170 0	Hexagonal nut	Iso4032	M8	4	
45	000 239 387 0	Contact washer		A 8	4	
46	000 237 442 0	Hexagonal screw	Iso4017	M08x25	3	

Characteristic: **GRAIN TANK FILLING AUGER**

Illustration: **032**



Pos.	Part-No.	Description	DIN	Dimension	Qty.	Remark
46	000 236 170 0	Hexagonal nut	Iso4032	M8	3	
46	000 239 387 0	Contact washer		A 8	3	
47	000 636 340 0	Flange bearing		Bfa 25	1	
48	000 636 343 0	Metal flange		Rb Y 205	2	
49	000 636 341 0	Lock collar bear.		Yen 205	1	
50	000 636 342 0	Tension ring		W.Ers.D.636342	1	
51	000 236 551 1	Threaded pin	Iso4029	m 6x 6	1	
52	000 725 409 0	Sleeve		84 lang	1	



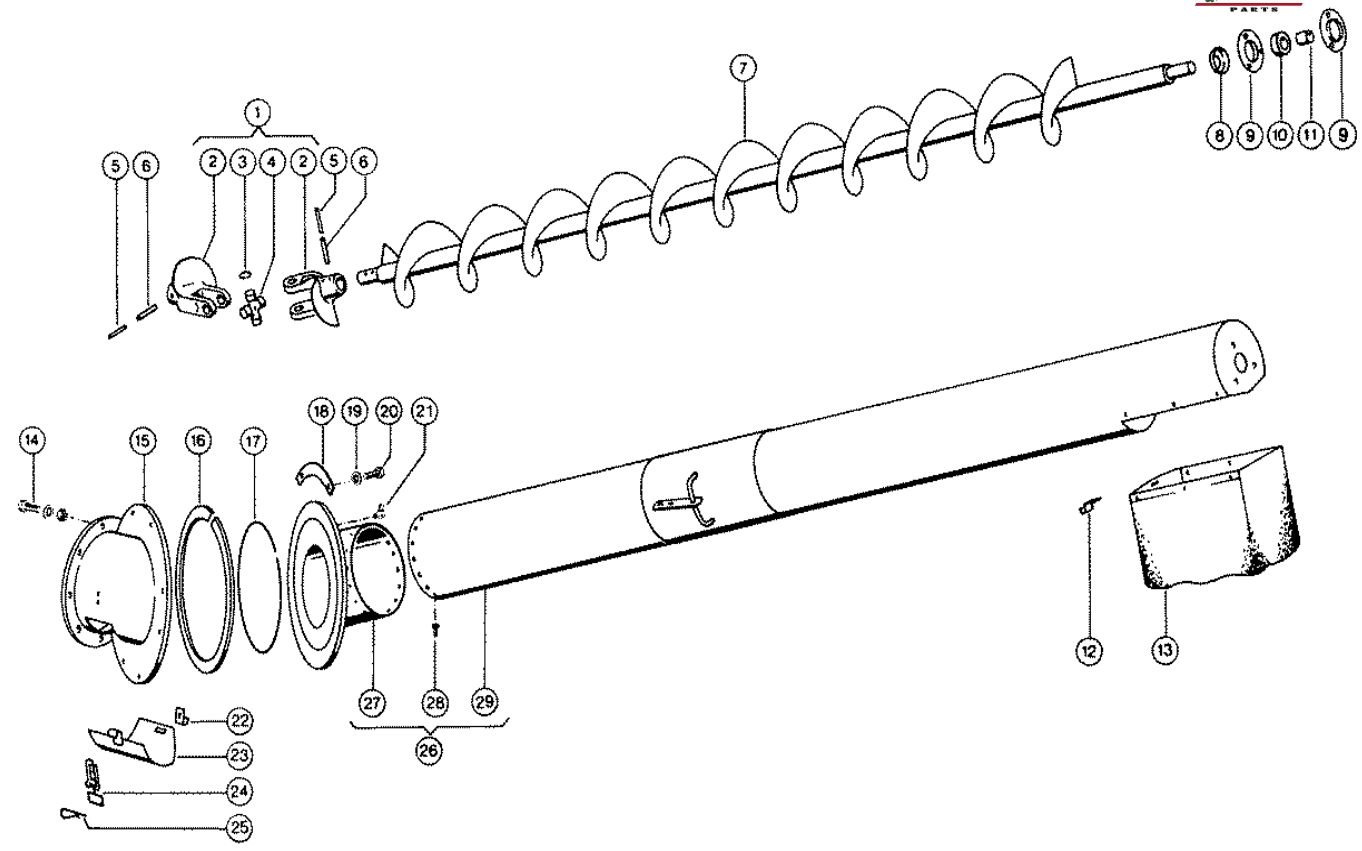
Characteristic: **GRAIN TANK UNLOADING**

Illustration: **033**



Pos.	Part-No.	Description	DIN	Dimension	Qty.	Remark
1	000 725 289 0	Cover plate			1	
2	000 604 993 0	Cover			1	
3	000 604 544 2	Cover plate		2x230x1530	1	from No. 15201440
3	000 604 545 2	Cover plate			1	to No. 15201439
4	000 236 831 0	Washer		10,5x25 X2	18	
5	000 237 570 0	Hexagonal screw	Iso4017	M10x16	18	
6	000 616 067 0	Tension ring		W.Ers.D.616067	1	
-	000 236 325 0	Threaded pin	Iso4029	m 8x10	1	
7	000 672 089 0	Flange ring		D122 X 11	1	
8	000 616 066 0	Lock collar bear.		Yen 207	1	
9	000 616 068 0	Metal flange		W.Ers.D.616068.	1	
10	000 684 806 0	Spacer ring			1	
11	000 726 796 0	Bearing plate			1	from No. 15200220
11	000 725 293 1	Bearing plate		D320x3	1	to No. 15200219
12	000 235 219 1	Hexagonal screw	Iso4017	M10x50	3	
12	000 236 171 0	Hexagonal nut	Iso4032	M10	3	
12	000 239 388 0	Contact washer		A10	3	
13	000 237 382 0	Hexagonal screw	Iso4017	M10x20	8	
13	000 236 171 0	Hexagonal nut	Iso4032	M10	8	
13	000 239 388 0	Contact washer		A10	8	
14	000 684 807 0	Spacer ring		D42x7	1	from No. 15200620
14	000 066 186 0	Spacer ring		38x3,6x13,5	1	to No. 15200619
15	000 678 365 0	Auger		2445 lang	1	
16	000 237 370 0	Hexagonal screw	Iso4017	M08x30	4	
16	000 236 170 0	Hexagonal nut	Iso4032	M8	4	
16	000 239 387 0	Contact washer		A 8	4	
17	000 672 101 0	Neck bearing			1	
18	000 215 216 0	Bearing seal ring		6006 Zjv	1	
19	000 237 832 0	Grvd.ball bearing		6006-2rs*	1	
20	000 237 835 0	Circlip	D472	55x2	2	

AGRICULTURAL
AGRO
PARTS

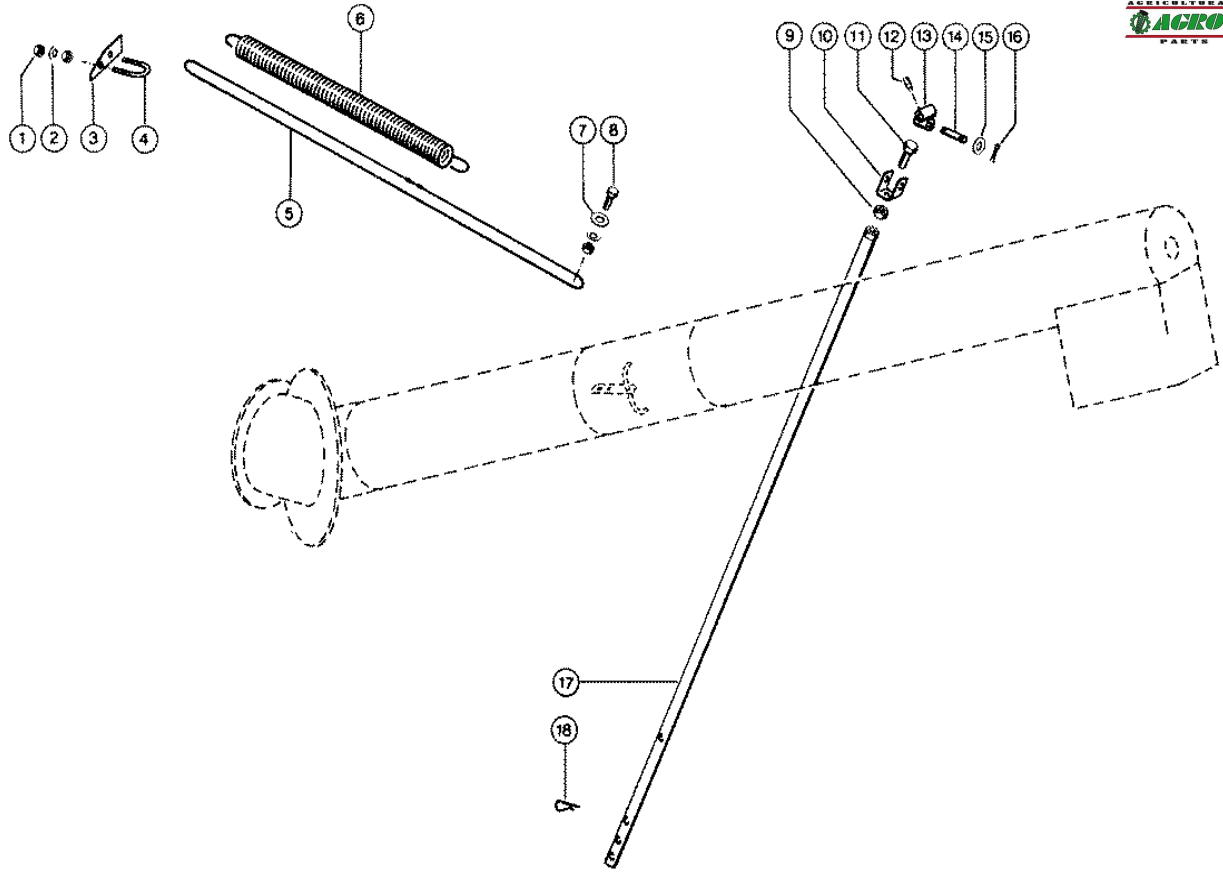


Characteristic: **GRAIN TANK UNLOADING DRIVE**

Illustration: **034**



Pos.	Part-No.	Description	DIN	Dimension	Qty.	Remark
1	000 654 585 1	Univ.joint cpl.			1	
2	000 654 586 2	Articulated fork			2	
3	000 237 836 0	Circlip	D984	24x1,5	4	
4	000 654 587 0	Centre cross ass.			1	
5	000 235 653 2	Tensioning pin	Iso87525	X 50-N	4	
6	000 235 681 2	Tensioning pin	Iso87528	X 50-N	4	
7	000 705 825 0	Auger		200/49x200x2620	1	
8	000 056 252 0	Dust cap			1	
9	000 636 343 0	Metal flange		Rb Y 205	2	
10	000 654 628 0	Bearing housing			1	
11	000 654 630 0	Bushing		25x 28x 30	1	
12	000 659 177 0	Hook		18 X 3 X 51	1	
13	000 705 890 3	Plastic chute			1	
14	000 237 453 0	Hexagonal screw	Iso4017	M10x30	7	
14	000 236 171 0	Hexagonal nut	Iso4032	M10	7	
14	000 239 388 0	Contact washer		A10	7	
15	000 654 625 0	Socket			1	
16	000 654 627 0	Glide ring			1	
17	000 177 309 0	Felt strip	Din6120	6x 7x1400	N.B	
18	000 654 553 0	Segment			4	
19	000 239 387 0	Contact washer		A 8	8	
20	000 236 200 0	Hexagonal screw	Iso4017	M08x20	8	
21	000 236 944 0	Grease nipple	Din7141	12S 6x1	3	
22	000 654 634 0	Hook		18 X 2 X 56	1	
23	000 654 631 0	Lock cover			1	
24	000 659 176 0	Lock			1	
25	000 500 154 0	Spring clip		3 X 48	1	
26	000 705 835 2	Outlet pipe		S	1	
27	000 654 626 6	Socket			1	
28	000 235 444 0	1/2 round rivet	D660	5 X18	23	
29	000 705 830 4	Outlet pipe			1	

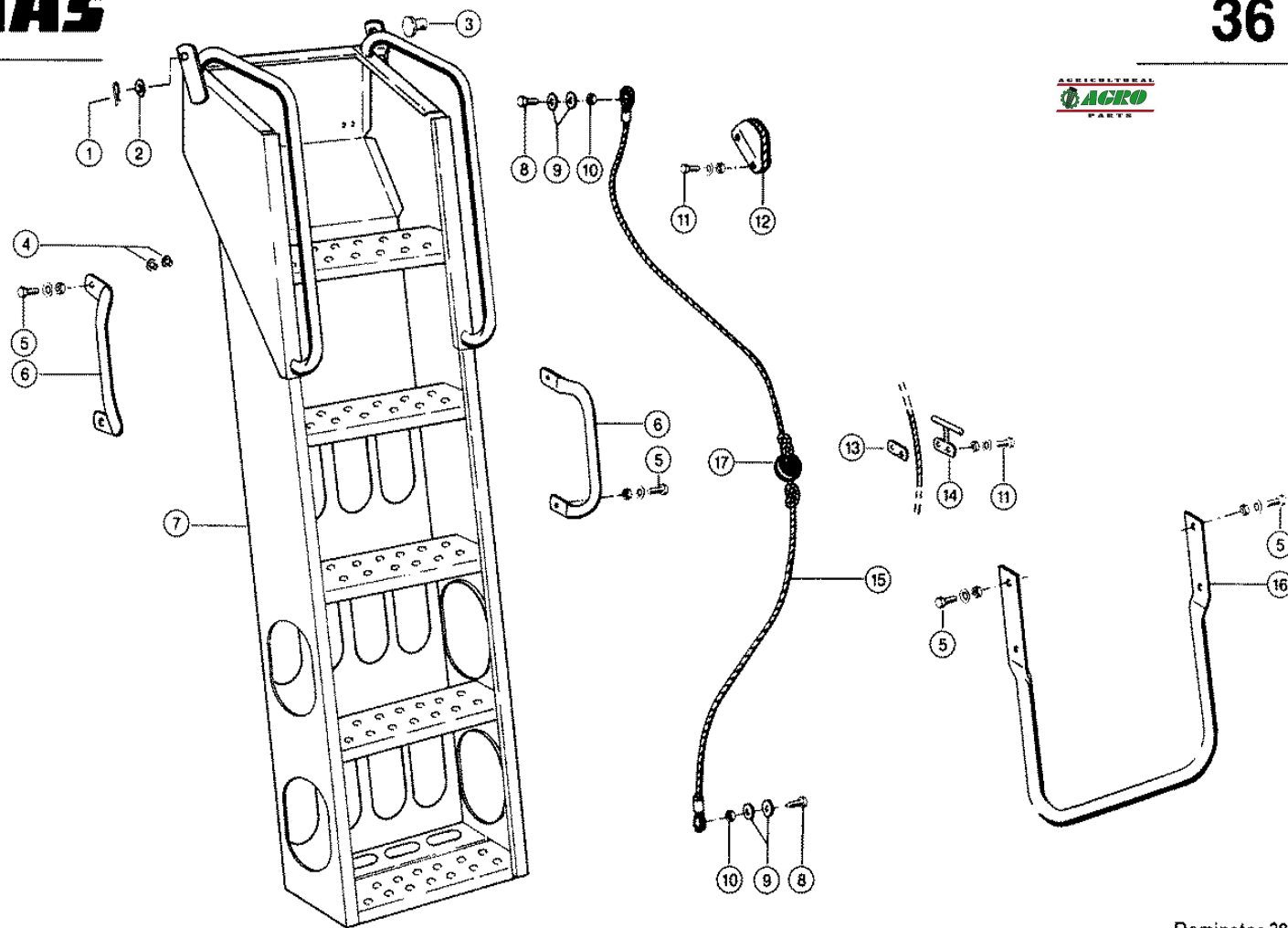


Characteristic: **GRAIN TANK UNLOADING DRIVE**

Illustration: **035**



Pos.	Part-No.	Description	DIN	Dimension	Qty.	Remark
1	000 236 171 0	Hexagonal nut	Iso4032	M10	4	
2	000 239 394 1	Contact washer		B10	2	
3	000 654 528 0	Reinforcement		30x3x 90	1	to No. 15200569
4	000 000 951 1	Clamp bracket		m 10x 29	1	
5	000 654 571 0	Wire rope	D3060	4 X2800	1	
6	000 654 572 0	Tension spring		7 X 54 X675	1	
7	000 235 124 2	Washer	Iso7089	13	1	
8	000 237 453 0	Hexagonal screw	Iso4017	M10x30	1	
8	000 236 171 0	Hexagonal nut	Iso4032	M10	1	
8	000 239 394 1	Contact washer		B10	1	
9	000 236 172 0	Hexagonal nut	Iso4032	M12	1	
10	000 705 882 0	Fork piece		25x5x131	1	
11	000 237 462 0	Hexagonal screw	Iso4017	M12x40	1	
12	000 236 942 0	Grease nipple	D71412	As 6x1	1	
13	000 500 020 0	Cardan star small			1	
14	000 000 463 1	Pin		13h8 X 65	1	
15	000 235 124 2	Washer	Iso7089	13	1	
16	000 235 089 0	Split pin	I1234	4 X 22	3	
17	000 605 633 0	Control rod			1	
18	000 500 154 0	Spring clip		3 X 48	1	



CLAAS SPARE PARTS LIST

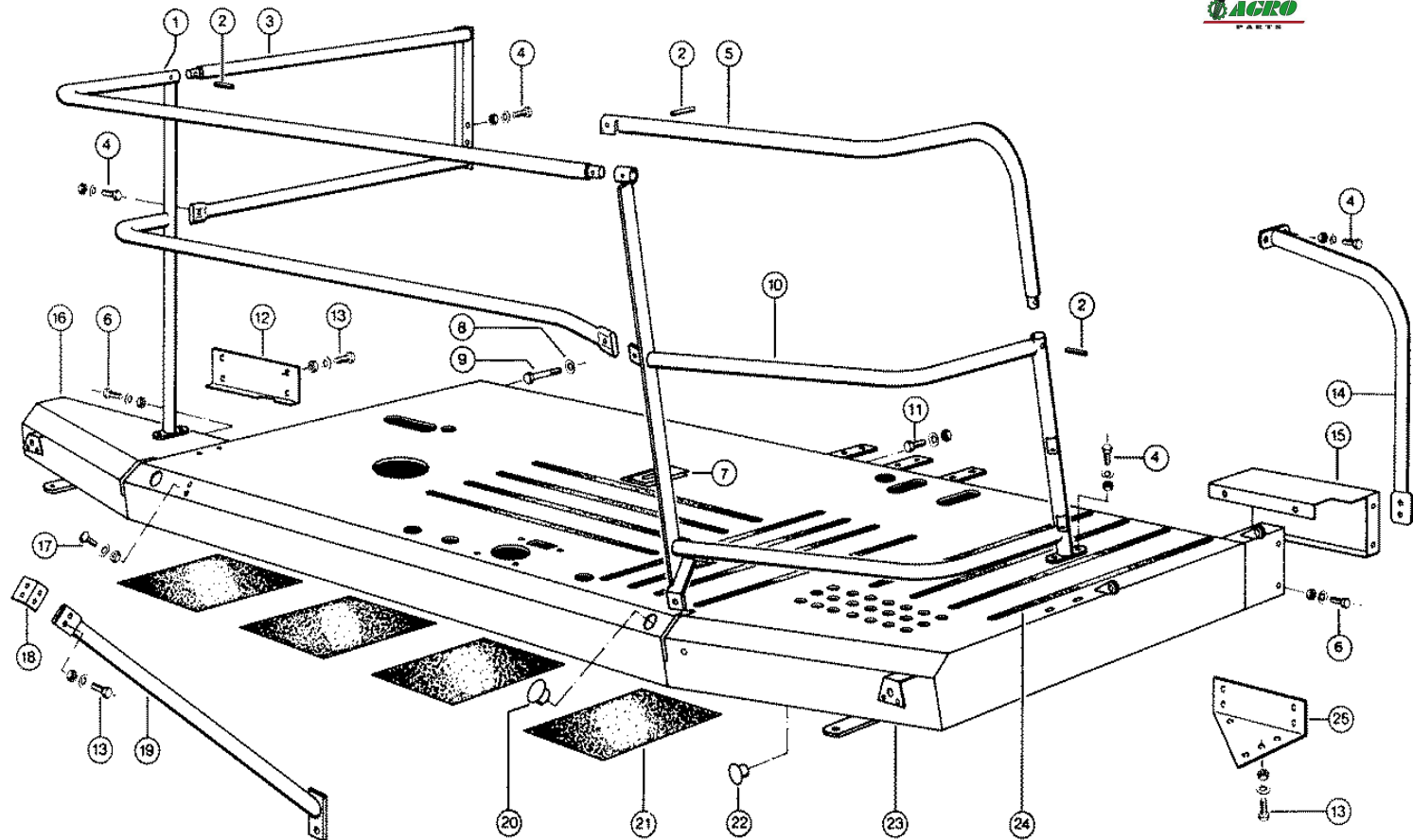
11.01.2008
Sheet 1
DOMINATOR 38

Characteristic: **HADDER**

Illustration: **036**



Pos.	Part-No.	Description	DIN	Dimension	Qty.	Remark
1	000 500 154 0	Spring clip		3 X 48	1	(2)
2	000 236 953 0	Washer		18,5x 33 X1	3	(4)
3	000 710 527 2	Pin			2	to No. 15200419
4	000 617 816 0	Rubber pad		D21xd7x14,5	4	from No. 15201370
4	000 606 729 0	Form piece			2	to No. 15201369
5	000 237 439 0	Hexagonal screw	Iso4017	M08x16	8	to No. 15201319
5	000 236 170 0	Hexagonal nut	Iso4032	M8	8	to No. 15201319
5	000 239 393 1	Contact washer		B 8	8	to No. 15201319
6	000 652 419 2	Handle		R26,9x405	2	to No. 15201319
7	000 726 302 1	Climbing device			1	from No. 15201370
7	000 601 041 4	Climbing device			1	to No. 15201369
8	000 237 340 0	Hexagonal screw	Iso4014	M08x40	2	
9	000 236 829 0	Washer		8,5 X 40 X 3	4	
10	000 238 132 0	Securing nut	Iso7042	M08	2	
11	000 237 466 0	Hexagonal screw	Iso4017	M06x20	2	(4)
11	000 236 169 0	Hexagonal nut	Iso4032	M6	2	(4)
11	000 239 386 0	Contact washer		A 6	2	(4)
12	000 601 388 0	Comb clamp			1	
13	000 601 667 0	Strip		4x25x50	1	to No. 15201439
14	000 601 665 1	Handle			1	to No. 15201439
15	000 601 057 1	Tow rope cpl.		8x 1950	1	
16	000 672 019 0	Stirrup		30x2,6x1287	1	to No. 15201369
17	000 631 752 0	Ball knob	D319	C 50	1	from No. 15201440



CLAAS SPARE PARTS LIST

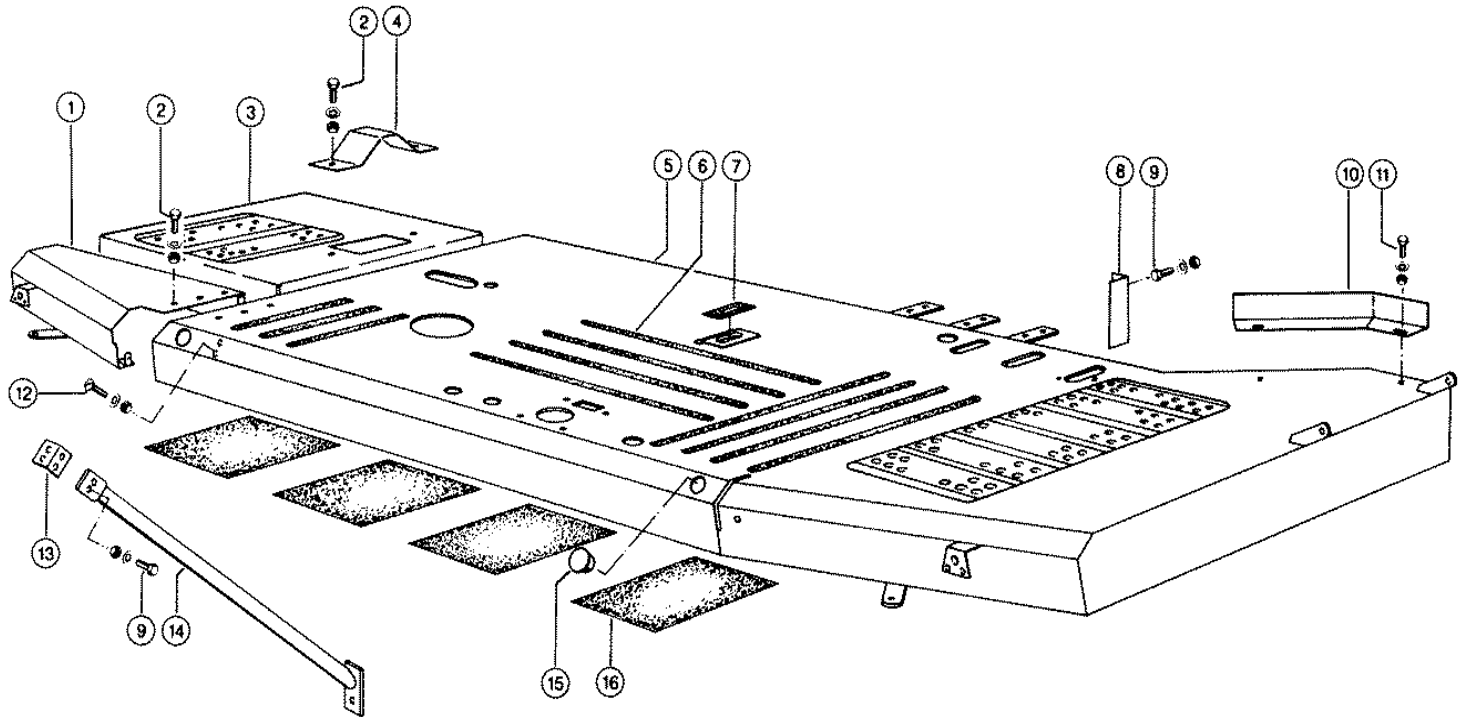
11.01.2008
Sheet 1
DOMINATOR 38

Characteristic: **OPERATER'S PLATFORM**

Illustration: **037**



Pos.	Part-No.	Description	DIN	Dimension	Qty.	Remark
1	000 724 924 1	Railing		.	1	
2	000 236 901 0	Tensioning pin	D1481	W.Ers.D 2369012	3	
3	000 724 851 1	Hand-rail			1	
4	000 237 442 0	Hexagonal screw	Iso4017	M08x25	15	
4	000 236 170 0	Hexagonal nut	Iso4032	M8	15	
4	000 239 387 0	Contact washer		A 8	15	
5	000 726 709 0	Hand-rail l.h.			1	from No. 15200420
6	000 237 439 0	Hexagonal screw	Iso4017	M08x16	5	
6	000 236 170 0	Hexagonal nut	Iso4032	M8	5	
6	000 239 387 0	Contact washer		A 8	5	
7	000 601 023 0	Sealing plate		40x3x100	1	
8	000 239 394 1	Contact washer		B10	6	
9	000 235 536 0	Hexagonal screw	Iso4014	M10x60	6	
10	000 724 930 1	Railing l.h.			1	
11	000 237 382 0	Hexagonal screw	Iso4017	M10x20	3	
11	000 236 171 0	Hexagonal nut	Iso4032	M10	3	
11	000 239 394 1	Contact washer		B10	3	
12	000 727 482 1	Gusset plate			1	
13	000 237 383 0	Hexagonal screw	Iso4017	M10x25	12	
13	000 236 171 0	Hexagonal nut	Iso4032	M10	12	
13	000 239 388 0	Contact washer		A10	12	
14	000 724 925 1	Hand-rail			1	
15	000 724 694 1	Gusset plate		1,5x349x364,5	1	
16	000 724 663 2	Platform			1	
17	000 801 887 1	Flat head bolt		M10x 20	2	
17	000 236 171 0	Hexagonal nut	Iso4032	M10	2	
17	000 239 388 0	Contact washer		A10	2	
18	000 727 491 0	Angle		50x6x60	1	
19	000 727 488 0	Support			1	
20	000 211 076 0	Plug		D31,8-F	1	
21	000 601 077 0	Insulating slab		2x220x300	4	
22	000 238 995 0	Plug		D46,0-F	2	
23	000 724 660 1	Platform			1	
24	000 791 209 0	Floor covering		19x610	12	
25	000 727 481 1	Gusset plate			1	

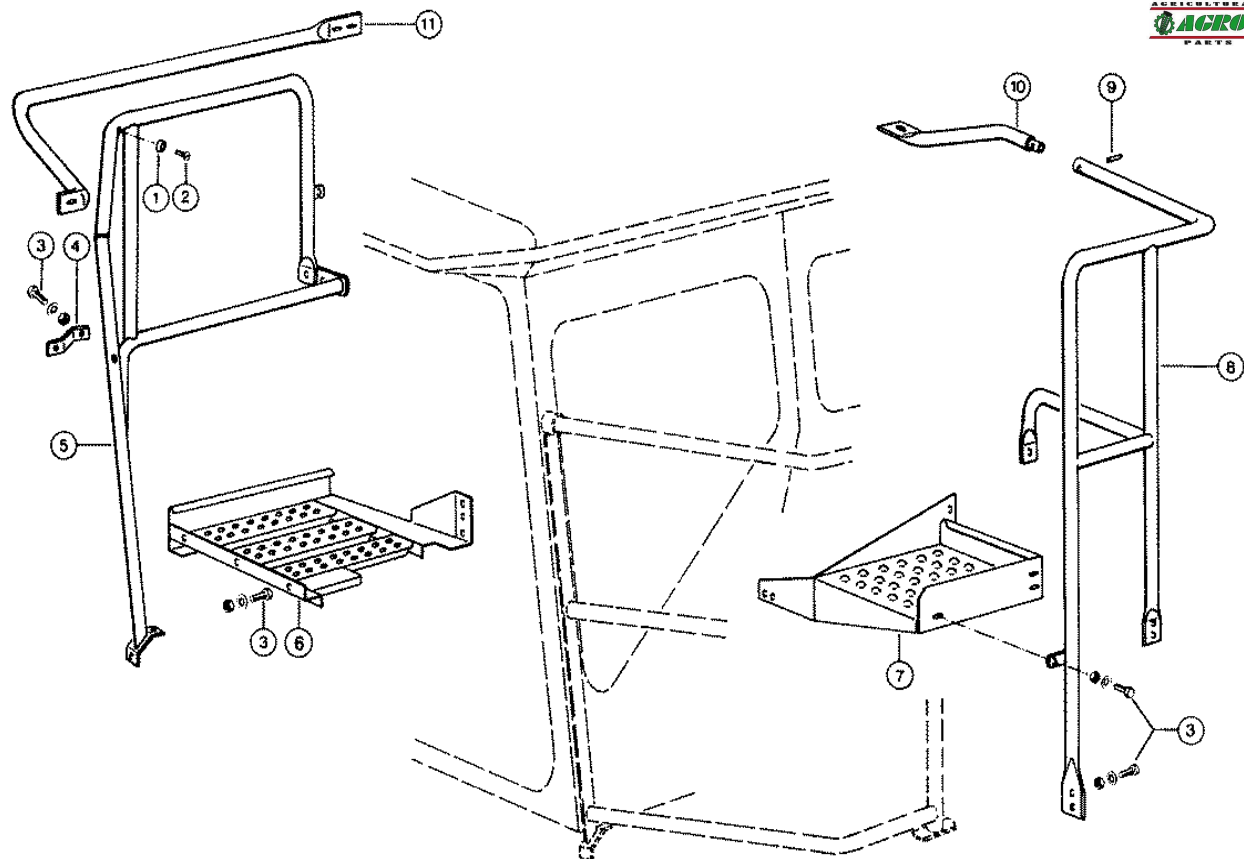


Characteristic: **OPERATER'S PLATFORM**

Illustration: **037A**



Pos.	Part-No.	Description	DIN	Dimension	Qty.	Remark
1	000 724 663 2	Platform			1	
2	000 237 439 0	Hexagonal screw	Iso4017	M08x16	9	
2	000 236 170 0	Hexagonal nut	Iso4032	M8	9	
2	000 239 387 0	Contact washer		A 8	9	
3	000 726 295 0	Extension		S	1	
4	000 726 298 0	Cover		256,7lg	1	
5	000 726 280 0	Platform		S	1	
6	000 791 209 0	Floor covering		19x610	10	
7	000 601 023 0	Sealing plate		40x3x100	1	
8	000 726 118 1	Angle		45x5x160	1	
9	000 237 383 0	Hexagonal screw	Iso4017	M10x25	7	
9	000 236 171 0	Hexagonal nut	Iso4032	M10	7	
9	000 239 388 0	Contact washer		A10	7	
10	000 729 318 0	Foot bar		2x106x470	1	
11	000 237 465 0	Hexagonal screw	Iso4017	M06x16	2	
11	000 236 169 0	Hexagonal nut	Iso4032	M6	2	
11	000 237 386 0	Hexagonal screw	Iso4017	M10x30-Sk	2	
12	000 801 887 1	Flat head bolt		M10x 20	2	
12	000 236 171 0	Hexagonal nut	Iso4032	M10	2	
12	000 239 388 0	Contact washer		A10	2	
13	000 727 491 0	Angle		50x6x60	1	
14	000 727 488 0	Support			1	
15	000 211 076 0	Plug		D31,8-F	1	
16	000 601 077 0	Insulating slab		2x220x300	4	

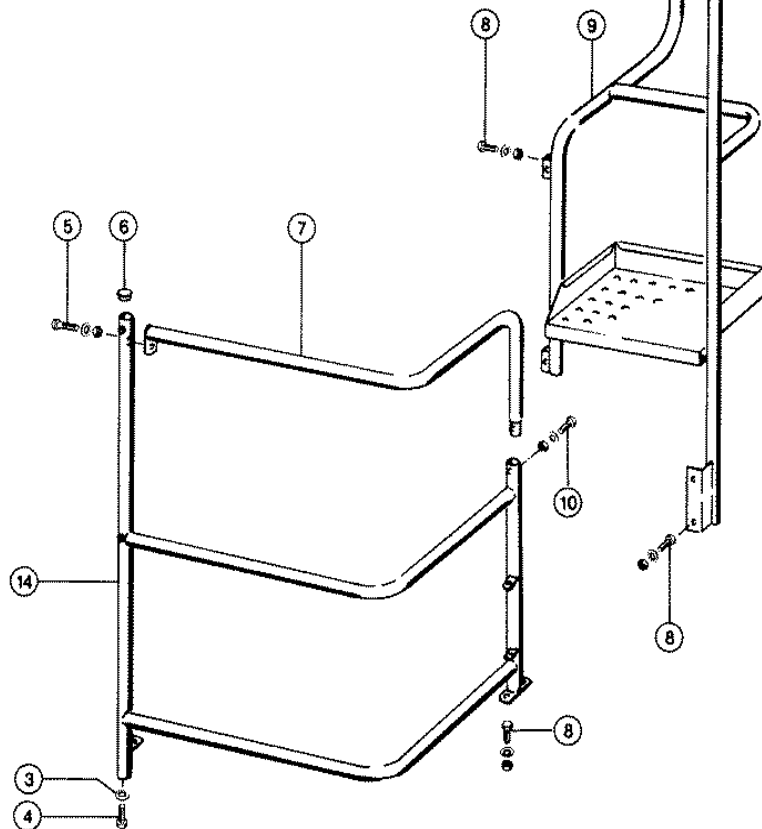
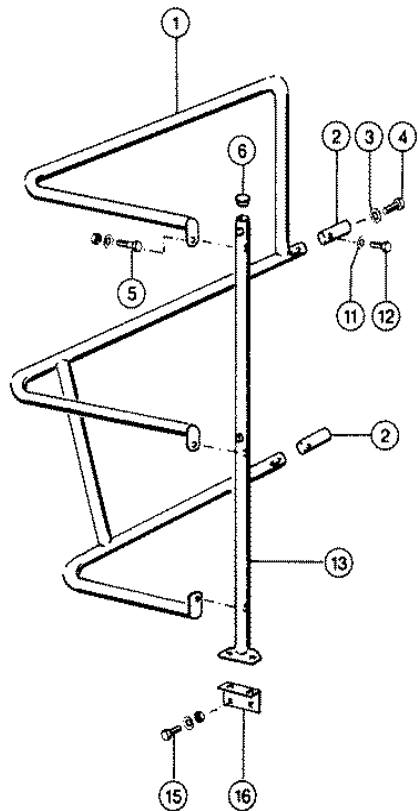


Characteristic: **RAILING, MACHINE WITH CAB**

Illustration: **038**



Pos.	Part-No.	Description	DIN	Dimension	Qty.	Remark
1	000 606 220 0	Rubber pad			1	from No. 15200420
2	000 237 935 1	Sheet metal screw	D6928	St3,5x 9,5-C	1	from No. 15200420
3	000 236 200 0	Hexagonal screw	Iso4017	M08x20	19	
3	000 236 170 0	Hexagonal nut	Iso4032	M8	19	
3	000 239 387 0	Contact washer		A 8	19	
4	000 724 919 1	Cabin connector		30x5x117	1	
5	000 726 729 0	Railing r.h.			1	from No. 15200420
6	000 726 489 1	Footboard			1	
7	000 726 645 1	Footboard			1	from No. 15200420
8	000 726 712 0	Railing l.h.			1	from No. 15200420
9	000 237 784 0	Tensioning pin	Iso8752	28 X 28	1	from No. 15200420
10	000 726 718 0	Brace		26,9x2,65x514	1	from No. 15200420
11	000 727 468 0	Hand-rail			1	to No. 15200419

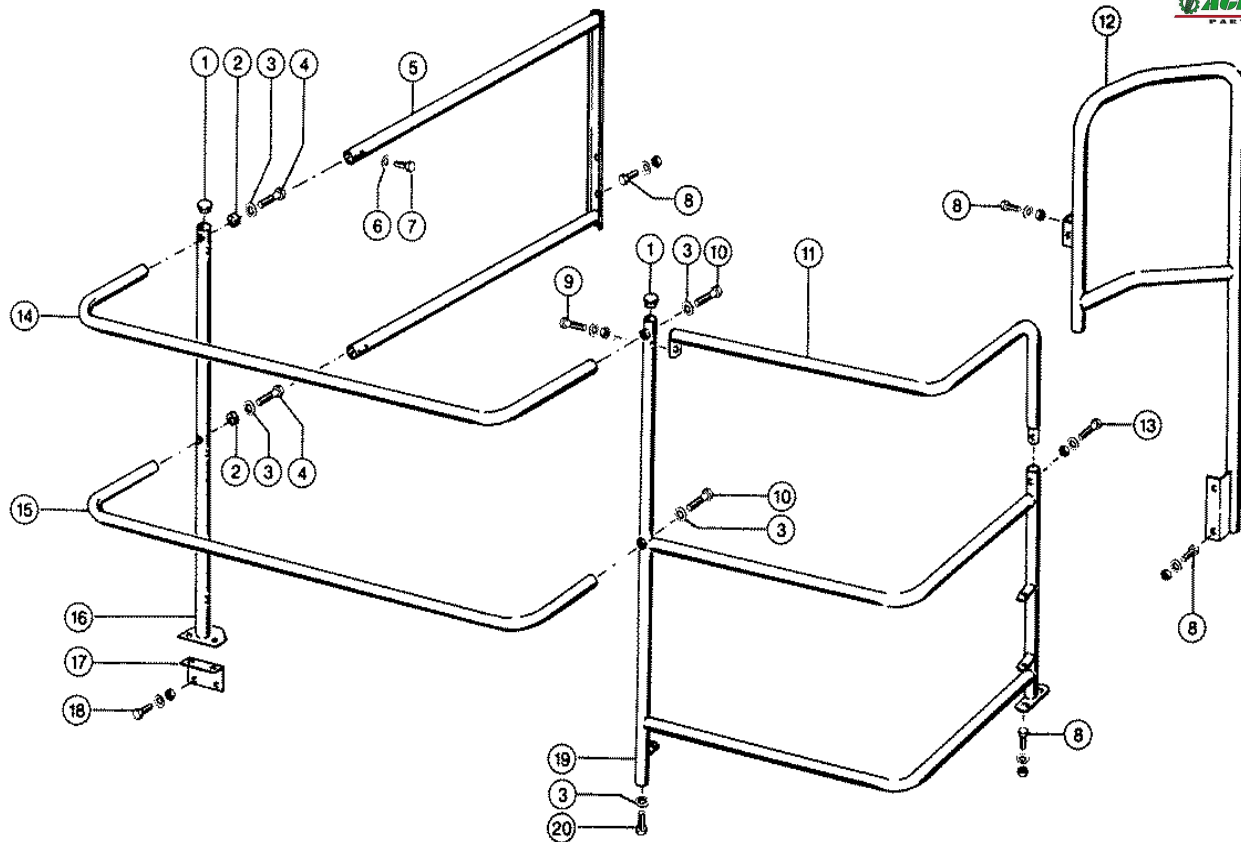


Characteristic: **RAILING, MACHINE WITH CAB**

Illustration: **038A**



Pos.	Part-No.	Description	DIN	Dimension	Qty.	Remark
1	000 729 319 0	Railing			1	to No. 15201439
2	000 648 847 0	Threaded piece		D28x50	2	to No. 15201439
3	000 239 388 0	Contact washer		A10	3	(3)
4	000 237 382 0	Hexagonal screw	Iso4017	M10x20	3	(3)
5	000 235 519 0	Hexagonal screw	Iso4014	M08x50	4	(4)
5	000 236 170 0	Hexagonal nut	Iso4032	M8	1	(4)
5	000 239 387 0	Contact washer		A 8	1	(4)
6	000 238 886 2	Plug		D30,5-F	2	(2)
7	000 729 308 0	Hand-rail		S	1	
8	000 237 439 0	Hexagonal screw	Iso4017	M08x16	7	
8	000 236 169 0	Hexagonal nut	Iso4032	M6	7	
8	000 239 386 0	Contact washer		A 6	7	
9	000 729 331 1	Railing			1	
10	000 237 341 0	Hexagonal screw	Iso4014	m 8x45	1	
10	000 236 170 0	Hexagonal nut	Iso4032	M8	1	
10	000 239 387 0	Contact washer		A 8	1	
11	000 237 439 0	Hexagonal screw	Iso4017	M08x16	2	to No. 15201439
12	000 239 387 0	Contact washer		A 8	2	to No. 15201439
13	000 729 325 0	Support			1	to No. 15201439
14	000 729 302 1	Railing		.	1	
15	000 236 200 0	Hexagonal screw	Iso4017	M08x20	4	to No. 15201439
15	000 236 170 0	Hexagonal nut	Iso4032	M8	4	to No. 15201439
15	000 239 387 0	Contact washer		A 8	4	to No. 15201439
16	000 729 328 0	Angle		3,0x0070x0100	1	to No. 15201439

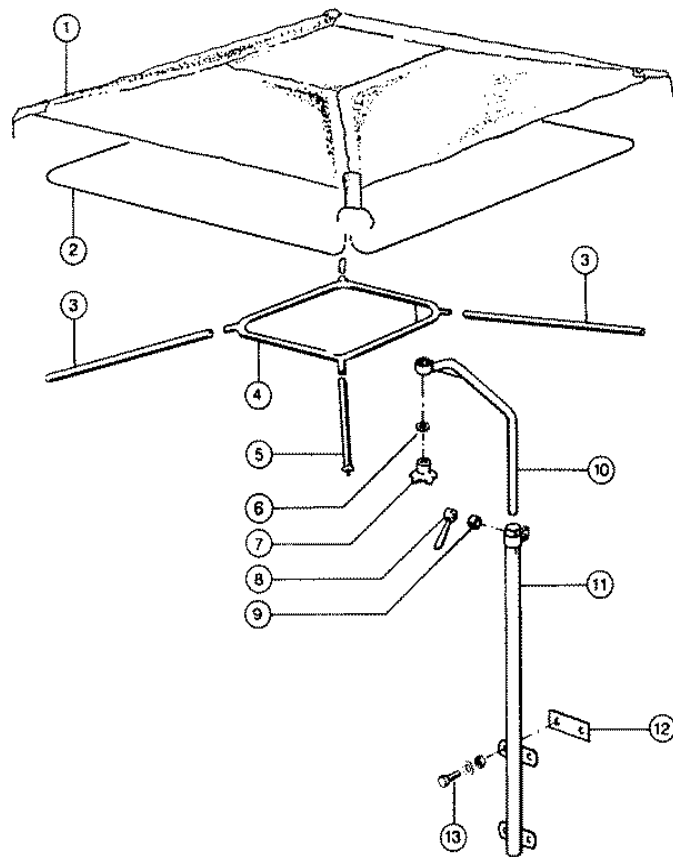


Characteristic: **RAILING, MACHINE WITHOUT CAB**

Illustration: **038B**



Pos.	Part-No.	Description	DIN	Dimension	Qty.	Remark
1	000 238 886 2	Plug		D30,5-F	2	
2	000 729 312 0	Tubular holder		D29x20	2	
3	000 239 388 0	Contact washer		A10	5	
4	000 235 222 1	Hexagonal screw	Iso4017	M10x80	2	
5	000 729 310 0	Hand-rail			1	
6	000 239 387 0	Contact washer		A 8	2	
7	000 242 445 0	Hexagonal screw	Iso4017	m 8x10	2	
8	000 237 439 0	Hexagonal screw	Iso4017	M08x16	8	
8	000 236 170 0	Hexagonal nut	Iso4032	M8	8	
8	000 239 387 0	Contact washer		A 8	8	
9	000 235 519 0	Hexagonal screw	Iso4014	M08x50	1	
9	000 236 170 0	Hexagonal nut	Iso4032	M8	1	
9	000 239 387 0	Contact washer		A 8	1	
10	000 235 536 0	Hexagonal screw	Iso4014	M10x60	2	
11	000 729 308 0	Hand-rail		S	1	
12	000 729 313 0	Hand-rail			1	
13	000 237 341 0	Hexagonal screw	Iso4014	m 8x45	1	
13	000 236 170 0	Hexagonal nut	Iso4032	M8	1	
13	000 239 387 0	Contact washer		A 8	1	
14	000 648 851 0	Hand-rail,midd			1	
15	000 648 853 0	Elbow strut			1	from No. 15201440
15	000 729 329 0	Brace			1	to No. 15201439
16	000 729 325 0	Support			1	
17	000 729 328 0	Angle		3,0x0070x0100	1	
18	000 236 200 0	Hexagonal screw	Iso4017	M08x20	4	
18	000 236 170 0	Hexagonal nut	Iso4032	M8	4	
18	000 239 387 0	Contact washer		A 8	4	
19	000 729 302 1	Railing		.	1	
20	000 237 382 0	Hexagonal screw	Iso4017	M10x20	1	

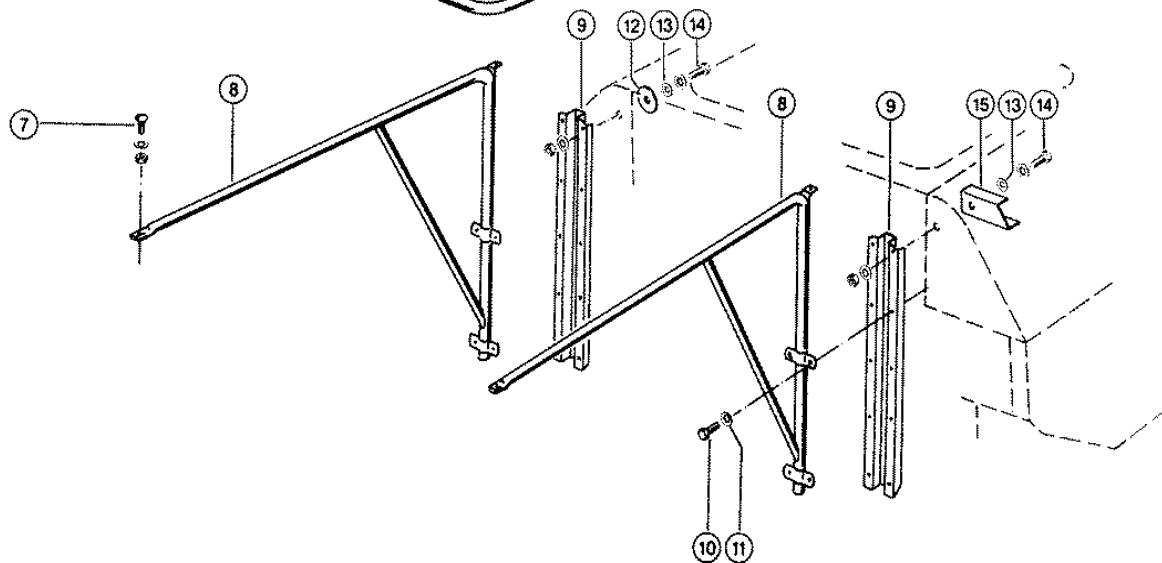
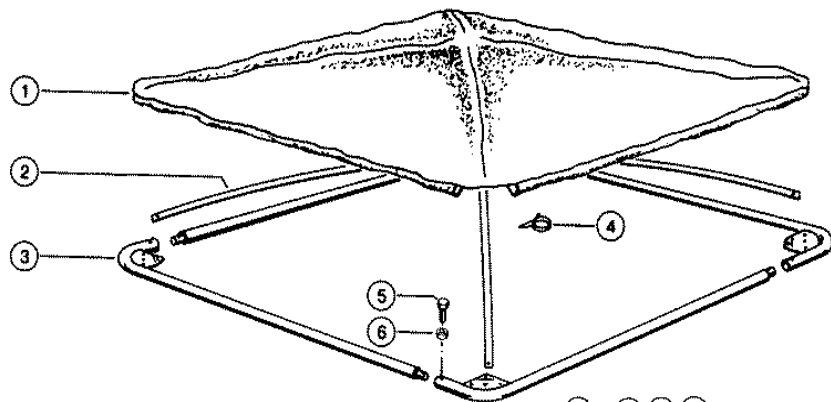


Characteristic: **SUN ROOF FOR OPERAT.PLATFORM,VAR.3913**

Illustration: **039**



Pos.	Part-No.	Description	DIN	Dimension	Qty.	Remark
1	000 637 103 0	Canvas			1	
2	000 637 104 0	Tensioning rope		3,5x 5930	1	
3	000 637 110 0	Tension tube		18x1,5 X 604	3	
4	000 637 102 1	Frame			1	
5	000 637 109 0	Tension tube			1	
6	000 235 124 2	Washer	Iso7089	13	1	
7	000 238 056 0	Control knob	D6336	K 63 M12	1	
8	000 539 035 0	Toggle nut		N 80 M10	1	
9	000 655 058 0	Roller		D20x10	1	
10	000 637 117 1	Support tube			1	
11	000 726 102 0	Support			1	
12	000 063 019 0	Strip			2	
13	000 236 200 0	Hexagonal screw	Iso4017	M08x20	4	
13	000 236 170 0	Hexagonal nut	Iso4032	M8	4	
13	000 239 393 1	Contact washer		B 8	4	



CLAAS SPARE PARTS LIST

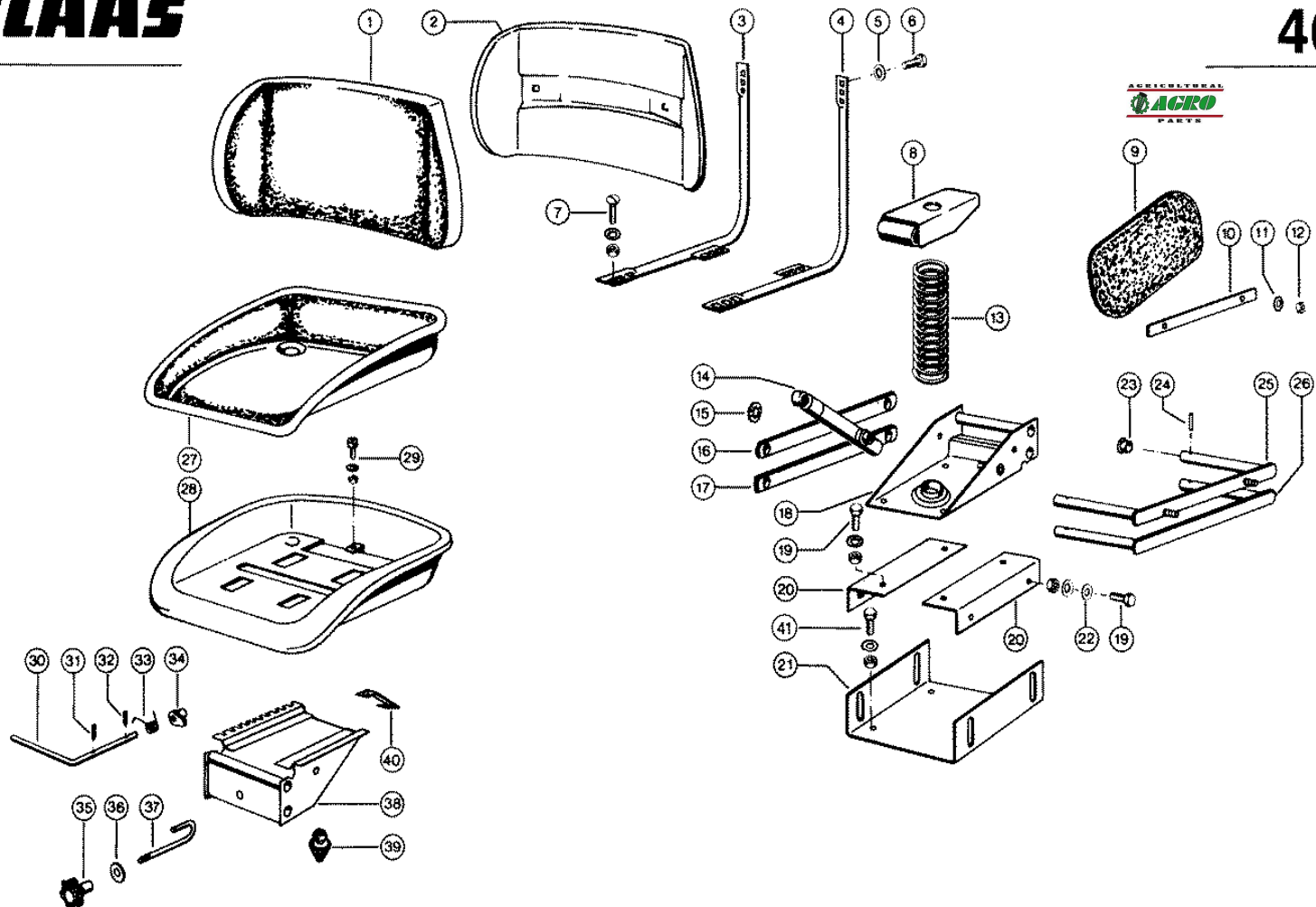
11.01.2008
Sheet 1
DOMINATOR 38

Characteristic: **SUN ROOF FOR OPERAT.PLATFORM,VAR.4982**

Illustration: **039A**

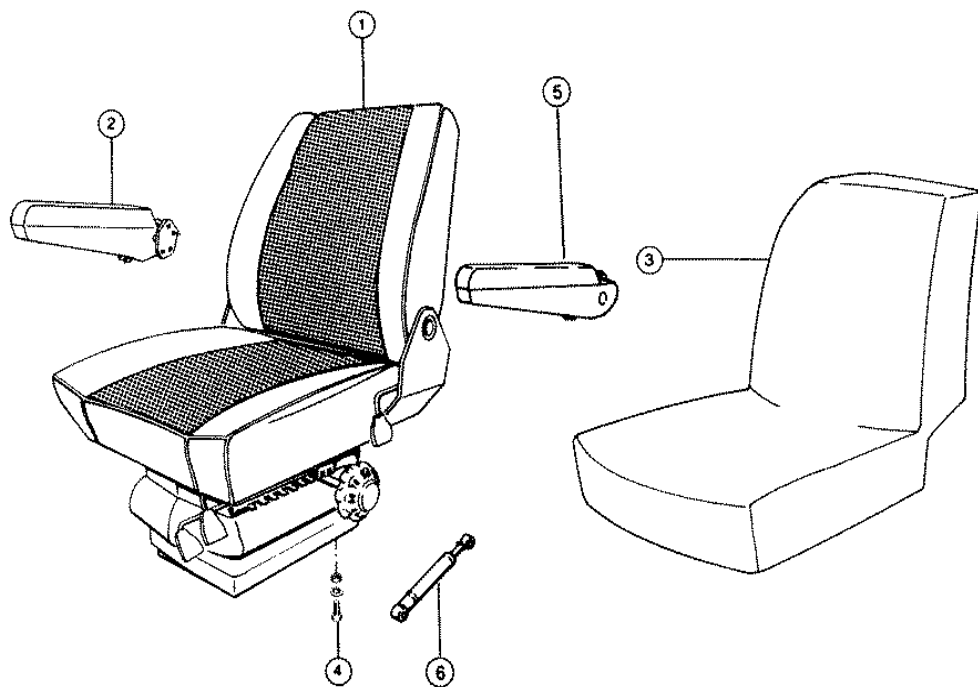


Pos.	Part-No.	Description	DIN	Dimension	Qty.	Remark
1	000 727 929 0	Canvas			1	
2	000 727 933 0	Brace		3x30x1872	2	
3	000 727 930 0	Support			4	
4	000 237 871 0	Cable band		Min. 4,7x188	2	
5	000 237 339 0	Hexagonal screw	Iso4014	M08x35	4	
6	000 238 132 0	Securing nut	Iso7042	M08	4	
7	000 234 953 0	Flat head bolt	Din603	m 8x 20x13	4	
7	000 236 170 0	Hexagonal nut	Iso4032	M8	4	
7	000 239 387 0	Contact washer		A 8	4	
8	000 727 936 0	Support			2	
9	000 727 934 0	Column			2	
10	000 236 200 0	Hexagonal screw	Iso4017	M08x20	8	
11	000 239 387 0	Contact washer		A 8	8	
12	000 690 709 0	Cover		D80x3	1	from No. 15201440
13	000 237 953 0	Washer		8,5x 25 X3	4	
14	000 236 200 0	Hexagonal screw	Iso4017	M08x20	4	
14	000 236 170 0	Hexagonal nut	Iso4032	M8	4	
14	000 239 387 0	Contact washer		A 8	8	
15	000 682 877 0	Support		2,5x62x139	1	from No. 15201440



Characteristic: **DRIVER'S SEAT, VAR. 3259**Illustration: **040**

Pos.	Part-No.	Description	DIN	Dimension	Qty.	Remark
1	000 674 537 0	Back rest			1	
2	000 674 535 0	Back rest			1	
3	000 786 594 0	Support tube			1	
4	000 786 593 0	Support tube			1	
5	000 239 387 0	Contact washer		A 8	4	
6	000 237 439 0	Hexagonal screw	Iso4017	M08x16	2	
7	000 234 953 0	Flat head bolt	Din603	m 8x 20x13	4	
7	000 236 170 0	Hexagonal nut	Iso4032	M8	4	
7	000 239 387 0	Contact washer		A 8	4	
8	000 786 568 0	Lever		3x240x150	1	
9	000 786 591 0	Guard		3x140x260 2l	2	
10	000 786 592 0	Clamp rail		20x2x230	2	
11	000 239 386 0	Contact washer		A 6	4	
12	000 236 169 0	Hexagonal nut	Iso4032	M6	4	
13	000 786 571 0	Compress.spring		7 X 55 X165	1	
14	000 786 570 0	Shock absorber			1	
15	000 238 470 0	Starlock washer		10	2	
16	000 786 647 0	Lever			1	
17	000 786 566 1	Lever			1	
18	000 786 559 0	Seat carrier top			1	
19	000 236 200 0	Hexagonal screw	Iso4017	M08x20	8	
19	000 236 170 0	Hexagonal nut	Iso4032	M8	8	
19	000 239 387 0	Contact washer		A 8	8	
20	000 601 260 0	Bracket			2	
21	000 601 262 0	Bracket		3x190x378	1	
22	000 236 912 2	Washer	Din125	8,4	4	
23	000 673 126 1	Bushing		14 X 17 X14	8	
24	000 237 795 1	Tensioning pin	Iso8752	24 X 26-N Ers.	4	
25	000 786 590 1	Seat carrier			1	
26	000 786 565 1	Seat carrier			1	
27	000 674 536 0	Seat cushion			1	
28	000 790 238 0	Basic plate			1	
29	000 242 043 0	Socket head screw	Din84	m 5x10	1	
29	000 237 216 0	Hexagonal nut	Iso4032	M5	1	
29	000 239 386 0	Contact washer		A 6	1	
30	000 791 271 0	Lever		D10x273 St52-3k	1	
31	000 237 603 0	Tensioning pin	Iso8752	24 X 20	1	
32	000 235 631 0	Tensioning pin	Iso8752	24 X 16	1	
33	000 790 243 0	Tension spring			1	
34	000 791 272 0	Stop pawl			1	
35	000 238 469 1	Star knob	D6336	W.Ers.D.2384692	1	
36	000 236 838 0	Washer		11 X 40 X3	1	
37	000 786 569 0	Screw		D10x120	1	
38	000 790 237 0	Seat carrier top			1	
39	000 673 139 0	Buffer bolt		30 X 40	1	
40	000 790 246 0	Fuse		75 Lg	1	
41	000 236 200 0	Hexagonal screw	Iso4017	M08x20	4	from No. 15200620
41	000 238 132 0	Securing nut	Iso7042	M08	4	from No. 15200620
41	000 239 387 0	Contact washer		A 8	4	from No. 15200620

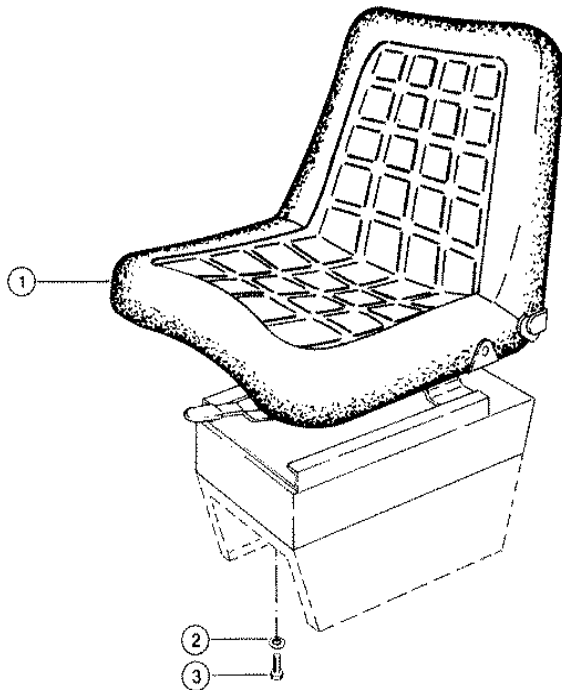


Characteristic: **COMFORT SEAT, VAR. 3260**

Illustration: **041**



Pos.	Part-No.	Description	DIN	Dimension	Qty.	Remark
1	000 601 238 3	Drivers seat			1	
-	000 622 900 0	Protect.cover			1	at Grammer - seat
-	000 622 901 0	Protect.cover			1	at Grammer - seat
-	000 178 970 0	Protect.cover	D		1	
2	000 601 241 1	Flap Arm Rest R.H			1	
3	000 601 240 0	Protect.cover			1	optional
4	000 236 200 0	Hexagonal screw	Iso4017	M08x20	4	
4	000 238 132 0	Securing nut	Iso7042	M08	4	
4	000 239 387 0	Contact washer		A 8	4	
5	000 601 239 1	Flap Arm Rest L.H			1	optional
6	000 670 511 1	Damper			1	at Grammer - seat

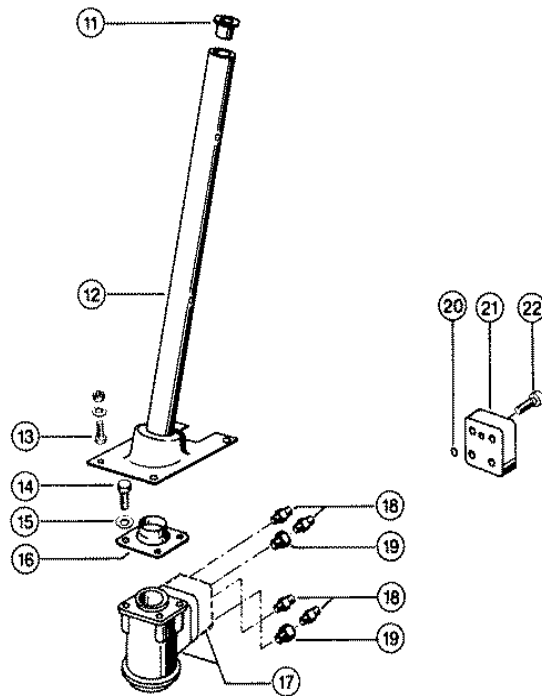
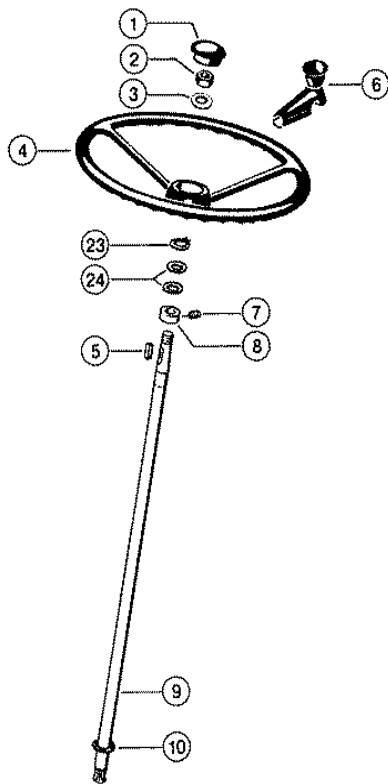


Characteristic: **DRIVER'S SEAT, VAR. 7412**

Illustration: **041A**

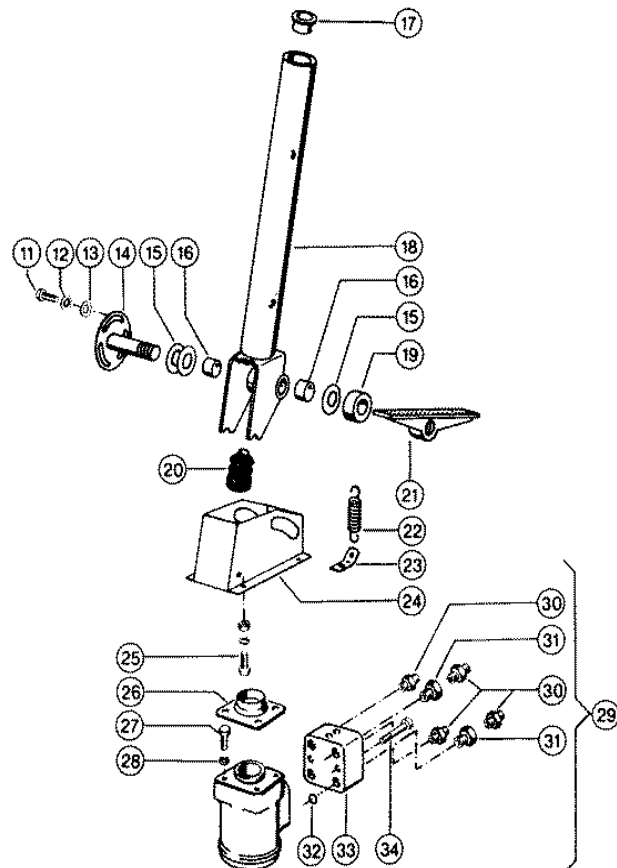
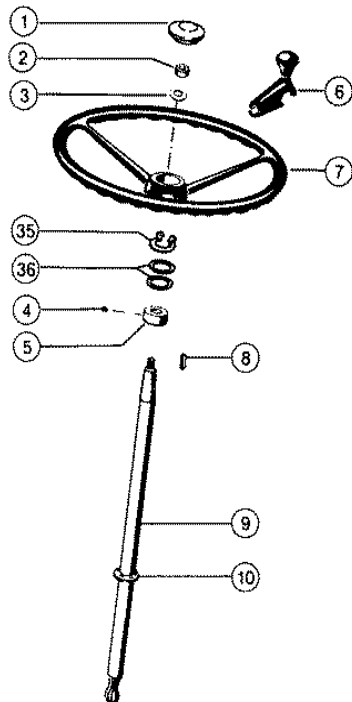


Pos.	Part-No.	Description	DIN	Dimension	Qty.	Remark
1	000 622 950 0	Drivers seat			1	
2	000 239 387 0	Contact washer		A 8	4	
3	000 237 439 0	Hexagonal screw	Iso4017	M08x16	4	



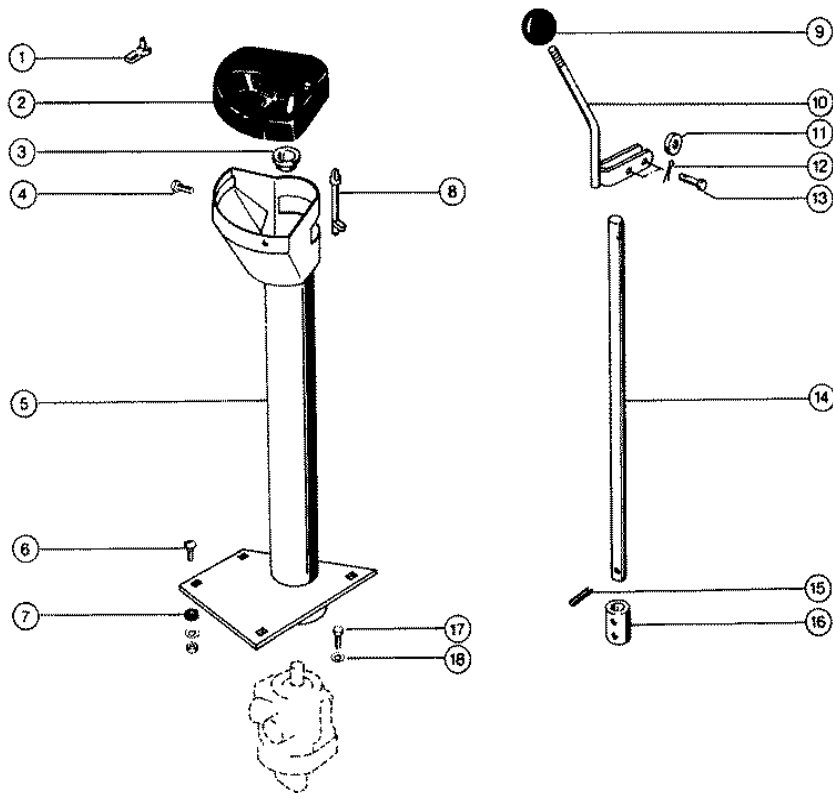
Characteristic: **STEERING COLUMN**Illustration: **042**

Pos.	Part-No.	Description	DIN	Dimension	Qty.	Remark
1	000 673 848 1	Cover cap			1	
2	000 236 173 0	Hexagonal nut	Iso4032	M16	1	
3	000 235 135 1	Safety ring	Din128	16	1	
4	000 602 024 0	Steering wheel			1	
5	000 631 113 0	Parallel key		A 5x 8x 30	1	
6	000 602 019 0	Steering knob			1	
7	000 236 552 0	Threaded pin	Iso4029	M10x 8	1	
8	000 500 126 1	Adjusting ring		A22e8x40x15/M10	1	
9	000 685 385 2	Steering column			1	
10	000 237 803 0	Starlock washer		20	1	
11	000 008 515 0	Bushing		20 X 23 X21	1	
12	000 723 765 0	Jacket tube			1	
13	000 236 200 0	Hexagonal screw	Iso4017	M08x20	4	
13	000 236 170 0	Hexagonal nut	Iso4032	M8	4	
13	000 239 387 0	Contact washer		A 8	4	
14	000 237 382 0	Hexagonal screw	Iso4017	M10x20	4	
15	000 239 388 0	Contact washer		A10	4	
16	000 685 503 0	Flanged tube			1	
17	000 685 388 1	Steering unit		Ospb 80	1	
-	000 178 896 0	Seal set	D	für Lenkeinhei	N.B	
18	000 238 784 0	Union	Iso8434	Stds-L10xg3/8a-T	4	
19	000 656 285 0	Reducing adapter		Ri 1/2 X3/8	2	
20	000 233 654 2	O-ring	Din3771	23,47x2,62-N	4	
21	000 683 343 0	Valve block		Ovp15	1	
-	000 178 895 0	Seal set	D		N.B	
22	000 215 543 0	Socket head screw	Iso2126	M10x1x 45	2	
23	000 235 155 0	Circlip	D471	20x1,2	1	from No. 15201370
24	000 233 254 0	Shims	Din988	20x 28x0,1	N.B	from No. 15201370
24	000 233 255 0	Shims	Din988	20x 28x0,3	N.B	from No. 15201370
24	000 704 127 0	Shims	Din988	20x28x0,5	N.B	from No. 15201370
24	000 237 861 0	Shims	Din988	20x28x1	N.B	from No. 15201370
24	000 238 312 0	Back-up washer	Din988	S 20x28	1	from No. 15201370



Characteristic: **STEERING COLUMN**Illustration: **042A**

Pos.	Part-No.	Description	DIN	Dimension	Qty.	Remark
1	000 673 848 1	Cover cap			1	
2	000 236 173 0	Hexagonal nut	Iso4032	M16	1	
3	000 239 391 0	Contact washer		A16	1	
4	000 236 325 0	Threaded pin	Iso4029	m 8x10	1	
5	000 503 051 0	Adjusting ring		A20e 8x35x10/M8	1	
6	000 602 019 0	Steering knob			1	
7	000 602 024 0	Steering wheel			1	
8	000 631 113 0	Parallel key		A 5x 8x 30	1	
9	000 685 385 2	Steering column			1	
10	000 237 803 0	Starlock washer		20	1	
11	000 236 200 0	Hexagonal screw	Iso4017	M08x20	1	
12	000 239 387 0	Contact washer		A 8	1	
13	000 236 912 2	Washer	Din125	8,4	1	
14	000 679 676 0	Clamp spindle			1	
15	000 236 855 0	Washer		31 X 52 X1,5	4	
16	000 679 837 0	Bushing		30 X 34 X19	2	
17	000 008 515 0	Bushing		20 X 23 X21	1	
18	000 602 026 0	Steer.tube ass.			1	
19	000 602 029 0	Washer		D42x10	1	
20	000 238 924 0	Bellows			1	
21	000 655 106 2	Tilt lever			1	
22	000 659 278 0	Tension spring		2 X 20 X 74	1	
23	000 679 674 0	Strip		3x20x43	1	
24	000 679 662 1	Support jack			1	
25	000 237 442 0	Hexagonal screw	Iso4017	M08x25	4	
25	000 238 132 0	Securing nut	Iso7042	M08	4	
25	000 239 387 0	Contact washer		A 8	4	
26	000 685 503 0	Flanged tube			1	
27	000 242 240 0	Socket head screw	Iso4762	M10x 20	4	
28	000 242 763 1	Circlip		10	4	
29	000 649 210 1	Steering unit		Ospb 125-15	1	
-	000 178 896 0	Seal set	D	für Lenkeinhei	1	
30	000 238 784 0	Union	Iso8434	Sts-L10xg3/8a-T	4	
31	000 656 285 0	Reducing adapter		Ri 1/2 X3/8	2	
32	000 233 654 2	O-ring	Din3771	23,47x2,62-N	4	
33	000 683 343 0	Valve block		Ovp15	1	
-	000 178 895 0	Seal set	D		1	
34	000 215 543 0	Socket head screw	Iso2125	M10x1x 45	2	
35	000 235 155 0	Circlip	D471	20x1,2	1	
36	000 233 254 0	Shims	Din988	20x 28x0,1	N.B	
36	000 233 255 0	Shims	Din988	20x 28x0,3	N.B	
36	000 704 127 0	Shims	Din988	20x28x0,5	N.B	
36	000 237 861 0	Shims	Din988	20x28x1	N.B	
36	000 238 312 0	Back-up washer	Din988	S 20x28	1	



CLAAS SPARE PARTS LIST

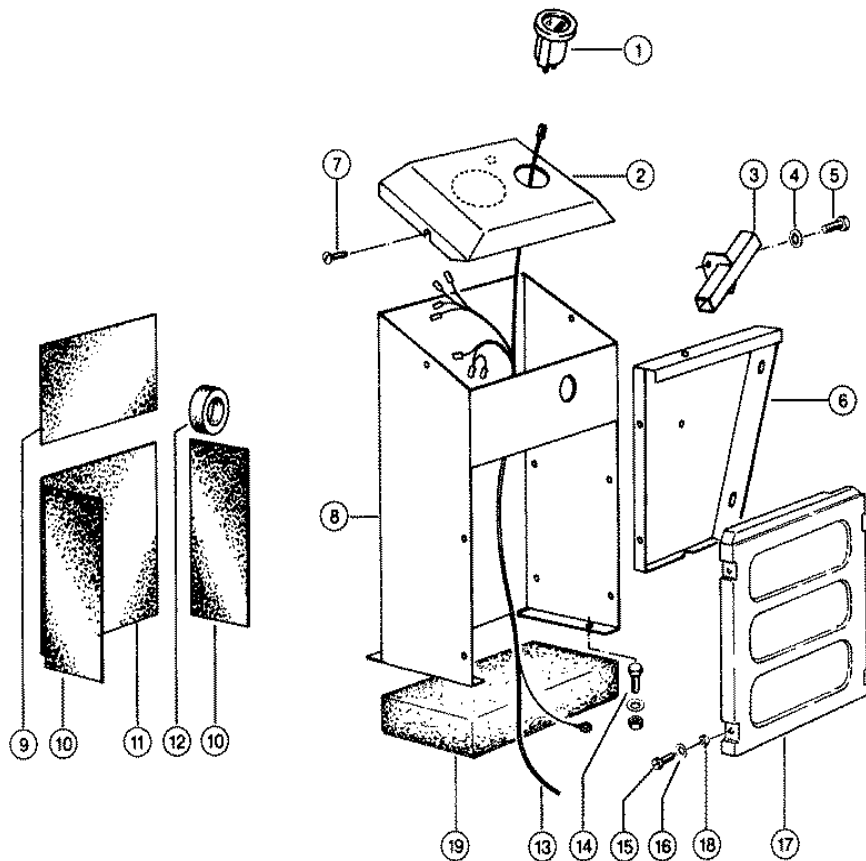
11.01.2008
Sheet 1
DOMINATOR 38

Characteristic: **CONSOLE**

Illustration: **043**



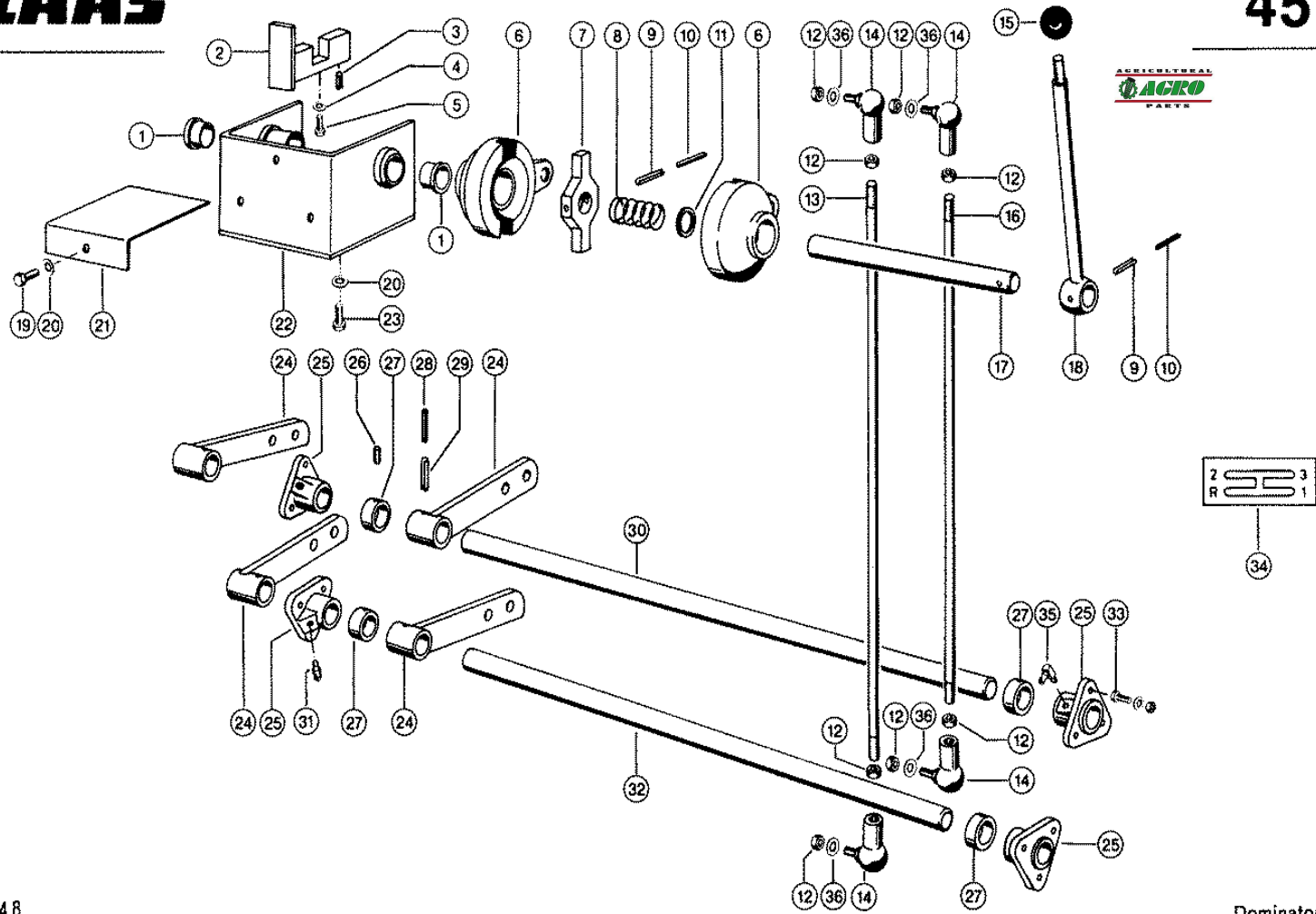
Pos.	Part-No.	Description	DIN	Dimension	Qty.	Remark
1	000 602 538 0	Lock			1	
2	000 602 527 3	Guide slot			1	
3	000 673 126 1	Bushing		14 X 17 X14	1	
4	000 235 024 1	Socket head screw	D84	m 6x10	3	
5	000 602 510 0	Column+Bush		S	1	
6	000 234 953 0	Flat head bolt	Din603	m 8x 20x13	4	
6	000 237 816 0	Washer	D9021	8,4	4	
6	000 238 132 0	Securing nut	Iso7042	M08	4	
7	000 623 341 0	Cable ring		B10x14x2	4	
8	000 602 529 1	Lock			1	
9	000 631 752 0	Ball knob	D319	C 50	1	
10	000 602 522 0	Operation lever			1	
11	000 602 528 0	Roller		D 25	1	
12	000 235 109 0	Split pin	I1234	2 X 12	2	
13	000 757 228 0	Pin	I2341	B 8h11x 30	2	
14	000 602 521 0	Rod		D14x480	1	
15	000 236 899 0	Tensioning pin	Iso8752	28 X 20	2	
16	000 602 520 0	Sleeve		D20x40	1	
17	000 237 465 0	Hexagonal screw	Iso4017	M06x16	3	
18	000 239 386 0	Contact washer		A 6	3	



Characteristic: **CONTROL BOX**Illustration: **044**

Pos.	Part-No.	Description	DIN	Dimension	Qty.	Remark
1	000 658 296 1	Hour meter			1	
2	000 601 310 2	Dash board cover			1	
3	000 601 610 0	Adapter			1	from No. 15200520
3	000 727 238 0	Support			1	to No. 15200519
4	000 239 387 0	Contact washer		A 8	2	
5	000 237 439 0	Hexagonal screw	Iso4017	M08x16	2	
6	000 601 455 2	Panel		1x314x424	1	to No. 15201439
7	000 665 564 1	Flat head bolt		m 6x 12	2	
8	000 601 309 0	Instruments case			1	
9	000 601 078 1	Insulating slab		2x170x220	1	
10	000 601 079 0	Insulating slab		2x110x300	2	
11	000 601 077 0	Insulating slab		2x220x300	1	
12	000 601 308 0	Seal ring		55x 80x25	1	
13	000 727 145 3	Main wiring loom		Typ 152-156	1	from No. 15201440
13	000 727 103 1	Main wiring loom		Typ 152-156	1	No. 15201320-15201439
13	000 727 038 0	Wiring loom			1	to No. 15201319
14	000 237 439 0	Hexagonal screw	Iso4017	M08x16	6	
14	000 236 170 0	Hexagonal nut	Iso4032	M8	6	
14	000 239 387 0	Contact washer		A 8	6	
15	000 233 121 3	Sheet metal screw	D6928	St6,3x16-F	4	from No. 15201440
15	000 237 464 0	Hexagonal screw	Iso4017	M06x12	4	to No. 15201439
16	000 239 386 0	Contact washer		A 6	4	to No. 15201439
17	000 601 056 2	Front cover			1	from No. 15201440
17	000 601 055 0	Front cover			1	to No. 15201439
18	000 239 387 0	Contact washer		A 8	4	from No. 15201440
19	000 724 852 0	Isolation			1	only at cabin

AGRICULTURAL
AGRO
PARTS



CLAAS SPARE PARTS LIST

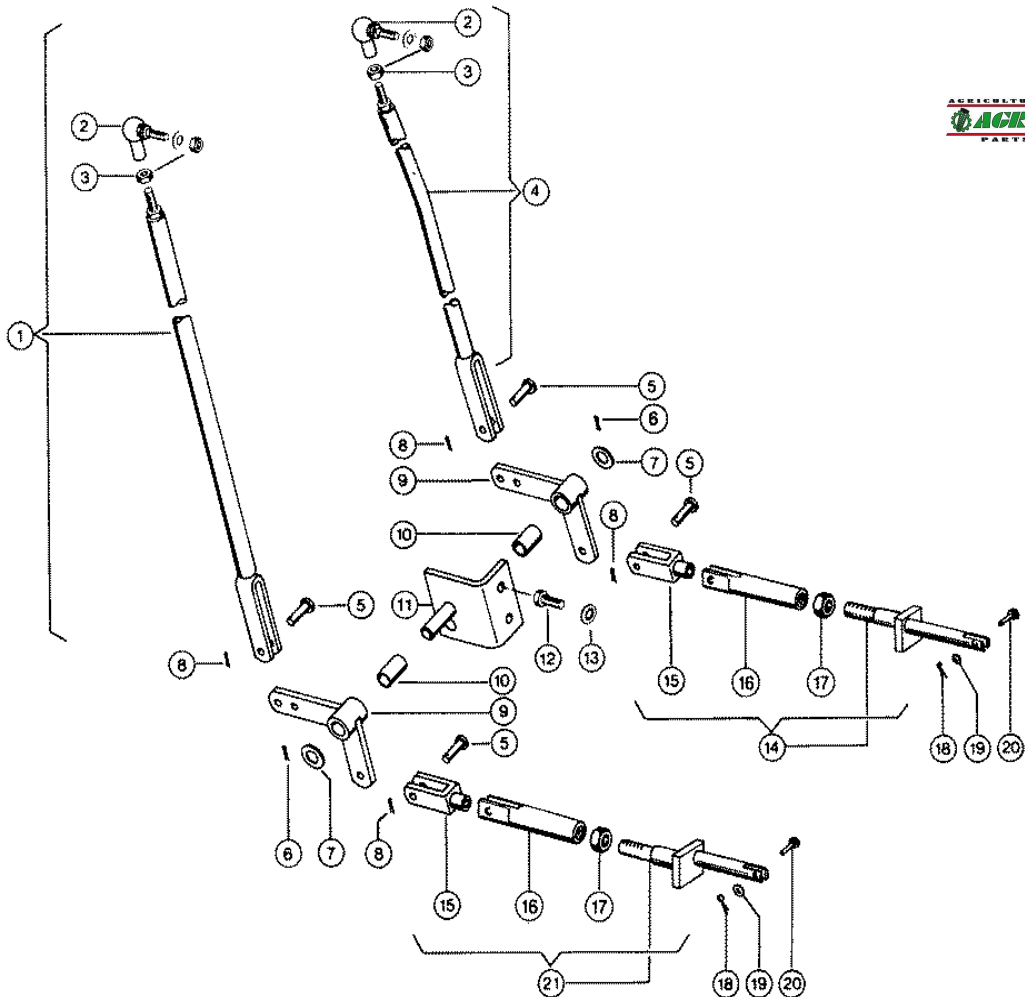
11.01.2008
Sheet 1
DOMINATOR 38

Characteristic: **GEAR SHIFT ASSEMBLY**

Illustration: **045**



Pos.	Part-No.	Description	DIN	Dimension	Qty.	Remark
1	000 008 512 0	Bushing		18 X 22 X16	2	
2	000 602 061 0	Stop			1	
3	000 235 641 0	Tensioning pin	Iso8752	25 X 12	2	
4	000 239 386 0	Contact washer		A 6	1	
5	000 237 465 0	Hexagonal screw	Iso4017	M06x16	1	
6	000 602 058 1	Switch segment			2	
7	000 602 059 1	Coupler			1	
8	000 602 064 0	Compress.spring		1,4 X 20 X 90	1	
9	000 235 665 1	Tensioning pin	I8752	W.Ers.D.2356652	2	
10	000 235 625 0	Tensioning pin	Iso8752	23,5x 36-N	2	
11	000 234 381 0	Back-up washer	Din988	S 19x 26	1	
12	000 236 171 0	Hexagonal nut	Iso4032	M10	8	
13	000 602 076 0	Pull rod		D10h11x520	1	
14	000 410 207 0	Angular joint	D71802	CS 16	4	
15	000 631 752 0	Ball knob	D319	C 50	1	
16	000 703 388 0	Pull rod		D9,75x470	1	
17	000 602 060 0	Control shaft		D 18x198	1	
18	000 602 063 0	Lever			1	
19	000 237 438 0	Hexagonal screw	Iso4017	m 8x12	1	from No. 15200520
20	000 239 387 0	Contact washer		A 8	3	
21	000 727 764 0	Cover plate		3x80x133,5	1	from No. 15200520
22	000 602 052 0	Gearbox case			1	
23	000 236 200 0	Hexagonal screw	Iso4017	M08x20	2	
24	000 602 163 2	Lever		B 20 mm	4	
25	000 800 431 2	Plastic bearing		D 20	4	
26	000 236 325 0	Threaded pin	Iso4029	m 8x10	4	
27	000 503 051 0	Adjusting ring		A20e 8x35x10/M8	4	
28	000 244 067 0	Tensioning pin	Iso8752	23,5x 30	4	
29	000 237 799 1	Tensioning pin	I8752	W.Ers.D.2377992	4	
30	000 723 738 0	Control shaft		D 20h9x537	1	
31	000 236 942 0	Grease nipple	D71412	As 6x1	2	(4)
32	000 723 739 0	Control shaft		D 20h9 X497	1	
33	000 237 466 0	Hexagonal screw	Iso4017	M06x20	12	
33	000 236 169 0	Hexagonal nut	Iso4032	M6	12	
33	000 239 386 0	Contact washer		A 6	12	
34	000 514 246 0	Sticker		Gangwahl - Quer	1	
35	000 236 944 0	Grease nipple	Din71412	S 6x1	2	
36	000 239 388 0	Contact washer		A10	4	from No. 15201440



CLAAS SPARE PARTS LIST

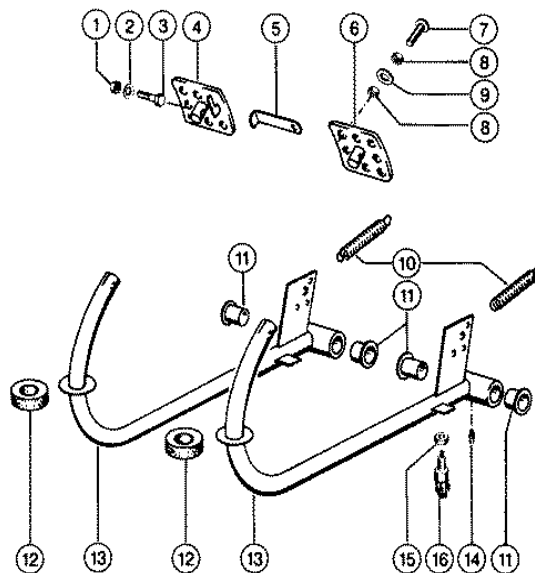
11.01.2008
Sheet 1
DOMINATOR 38

Characteristic: **GEAR SHIFT LINKAGE**

Illustration: **046**



Pos.	Part-No.	Description	DIN	Dimension	Qty.	Remark
1	000 723 751 0	Shift rod		2+3g	1	
2	000 602 065 0	Angular joint		As 16	1	
3	000 236 171 0	Hexagonal nut	Iso4032	M10	1	
4	000 723 707 0	Shift rod			1	from No. 15200220
4	000 723 748 0	Shift rod		1+Rg	1	to No. 15200219
5	000 244 519 0	Pin	D1444	B10h11x 30x24	4	
6	000 235 089 0	Split pin	I1234	4 X 22	2	
7	000 236 948 0	Washer		16,5x 28 X1,5	2	
8	000 235 083 0	Split pin	I1234	3,2x 18	4	
9	000 602 183 0	Angle lever assy.			2	
10	000 632 172 0	Bushing		16x 19 X32	2	
11	000 723 746 0	Support angle			1	
12	000 237 383 0	Hexagonal screw	Iso4017	M10x25	2	
13	000 239 388 0	Contact washer		A10	2	
14	000 723 756 0	Shift rod			1	
15	000 632 127 0	Fork head	D71752	G10x40	2	to No. 15200569
16	000 606 968 1	Fork head		D25x115	2	from No. 15200570
16	000 606 969 0	Fork head			2	to No. 15200569
17	000 237 574 0	Hexagonal nut	Iso8675	M16x1,5	2	
18	000 215 163 0	Split pin	I1234	1,2x 10	2	
19	000 236 910 2	Washer	D125	5,3	2	
20	000 215 162 0	Pin	I2341	B 5h11x 28	2	
21	000 723 760 0	Shift rod			1	

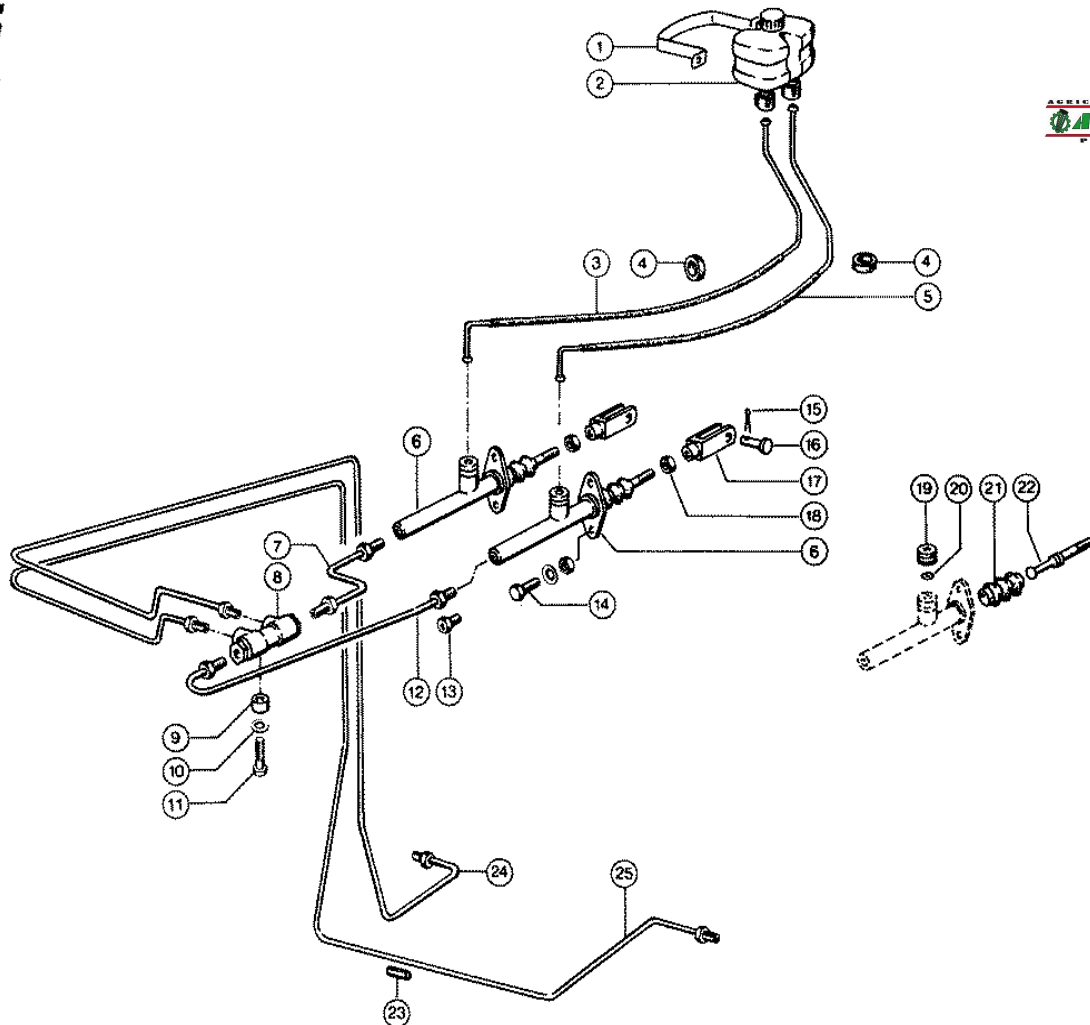


Characteristic: **FOOT BRAKE CONTROL**

Illustration: **047**



Pos.	Part-No.	Description	DIN	Dimension	Qty.	Remark
1	000 238 132 0	Securing nut	Iso7042	M08	2	
2	000 236 912 2	Washer	Din125	8,4	2	
3	000 237 340 0	Hexagonal screw	Iso4014	M08x40	2	
4	000 601 060 0	Pedal Plate R.H.			1	
5	000 632 170 1	Connect. iron		20x 6,5x 94	1	
6	000 601 058 0	Pedal plate			1	from No. 15200420
6	000 601 059 0	Pedal plate l.h.			1	to No. 15200419
7	000 801 883 1	Flat head bolt		m 8x 30	1	from No. 15200420
8	000 236 170 0	Hexagonal nut	Iso4032	M8	1	from No. 15200420
9	000 234 223 0	Washer		8,4x 23 X1	1	from No. 15200420
10	000 631 056 0	Tension spring		2,6 X 15 X110	2	
11	000 008 534 0	Bushing		26 X 30 X24	4	
12	000 601 029 0	Seal ring		32x 65x25	2	
13	000 601 311 1	Pedal preass.			2	
14	000 236 942 0	Grease nipple	D71412	As 6x1	2	
15	000 236 455 0	Hexagonal nut	Iso8675	M12x1,5	1	from No. 15201440
16	000 215 357 0	Switch/brake Line			1	from No. 15201440

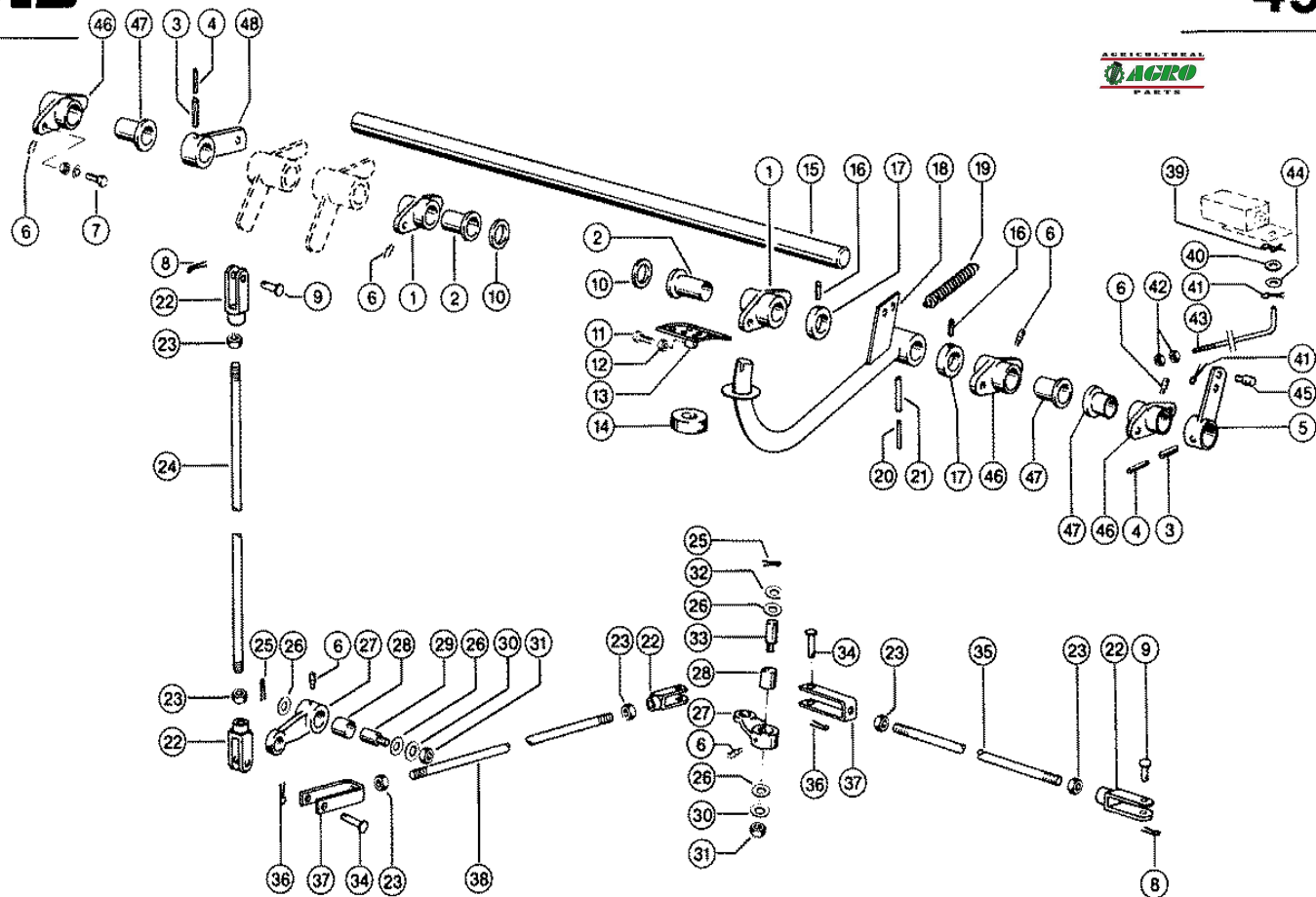


Characteristic: **FOOT BRAKE CONTROL**

Illustration: **048**



Pos.	Part-No.	Description	DIN	Dimension	Qty.	Remark
1	000 602 664 0	Bandage		12x1,5x232	1	
2	000 655 323 0	Container		100141.0	1	
3	000 723 272 0	Hydr. pipe		4,75x0,75x200	1	
4	000 659 273 0	Cable ring		A 16x24x3	2	
5	000 723 270 0	Hydr. pipe		4,75x0,75x200	1	
6	000 655 340 0	Master cylinder		D15,87x36hub	2	
-	000 175 260 0	Repair kit		F. 607188.0 Ate	N.B	pay attention to manufacturer
-	000 177 299 0	Repair kit			N.B	pay attention to manufacturer
7	000 602 672 0	Hydr. Pipe R.H.			1	
8	000 905 775 0	Balance valve			1	
9	000 655 160 0	Spacer bush		17,5mm	1	
10	000 239 387 0	Contact washer		A 8	1	
11	000 237 370 0	Hexagonal screw	Iso4017	M08x30	1	
12	000 602 674 0	Hydr. pipe l.h.			1	
13	000 237 813 0	Overthrow screw	Din7423	35mm10x1	N.B	
14	000 237 442 0	Hexagonal screw	Iso4017	M08x25	4	
14	000 236 170 0	Hexagonal nut	Iso4032	M8	4	
14	000 239 387 0	Contact washer		A 8	4	
15	000 235 089 0	Split pin	I1234	4 X 22	2	
16	000 632 133 0	Pin		B10a12x 28	2	
17	000 632 127 0	Fork head	D71752	G10x40	2	
18	000 236 171 0	Hexagonal nut	Iso4032	M10	1	
19	000 655 322 0	Sealing plug		für 655340.0	2	
20	000 655 325 0	Washer			2	
21	000 655 342 0	Guard cap			2	
22	000 655 341 0	Piston rod			2	
23	000 628 488 0	Plastic pipe		A5x9x30	1	
24	000 723 294 1	Hydr. pipe			1	
25	000 723 296 0	Hydr. pipe			1	



Characteristic: **CLUTCH CONTROL**

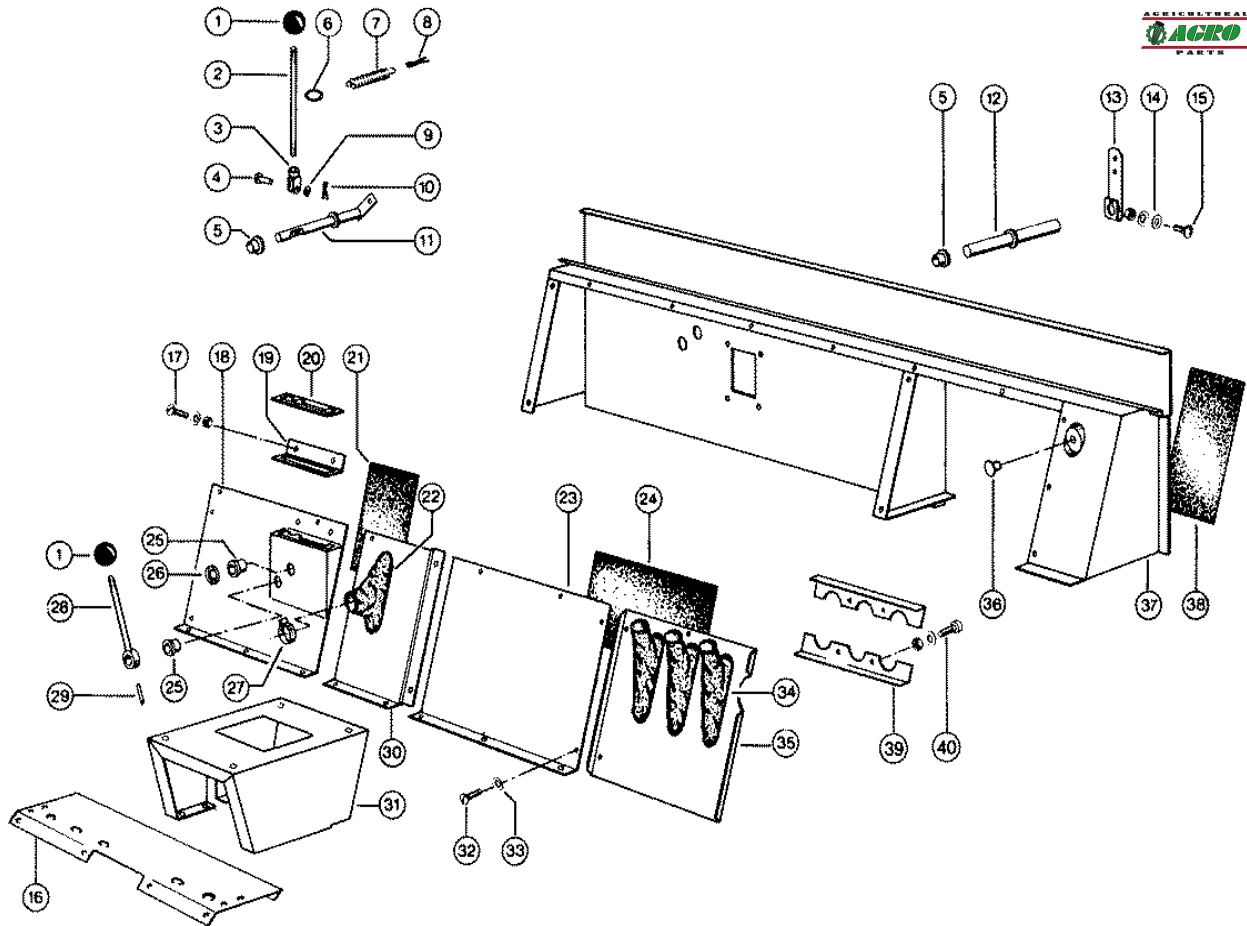
Illustration: **049**



Pos.	Part-No.	Description	DIN	Dimension	Qty.	Remark
1	000 649 994 0	Flange bearing			2	from No. 15201490
1	000 631 200 0	Bearing housing			2	to No. 15201489
2	000 631 182 0	Bushing		26 X 30 X47	2	
3	000 236 901 0	Tensioning pin	D1481	W.Ers.D 2369012	2	
4	000 235 650 0	Tensioning pin	I8752	W.Ers.D 2356502	2	
5	000 602 071 2	Lever			1	
6	000 236 942 0	Grease nipple	D71412	As 6x1	6	
7	000 236 200 0	Hexagonal screw	Iso4017	M08x20	10	
7	000 236 170 0	Hexagonal nut	Iso4032	M8	10	
7	000 239 387 0	Contact washer		A 8	10	
8	000 235 088 0	Split pin	I1234	4 X 18	2	
9	000 632 133 0	Pin		B10a12x 28	2	
10	000 234 298 0	Washer		26 X 37 X2	2	
10	000 234 369 0	Washer		26 X 37 X4	4	from No. 15201490
11	000 237 340 0	Hexagonal screw	Iso4014	M08x40	1	
12	000 238 132 0	Securing nut	Iso7042	M08	1	
13	000 601 058 0	Pedal plate			1	
14	000 601 029 0	Seal ring		32x 65x25	1	
15	000 723 727 1	Shaft		D26x1567	1	
16	000 236 552 0	Threaded pin	Iso4029	M10x 8	2	
17	000 500 310 2	Adjusting ring		A26e8x40x15m10	2	
18	000 601 025 0	Pedal			1	
19	000 922 200 0	Tension spring		3 X 17 X111	1	
20	000 235 650 0	Tensioning pin	I8752	W.Ers.D 2356502	1	
21	000 236 901 0	Tensioning pin	D1481	W.Ers.D 2369012	1	
22	000 632 127 0	Fork head	D71752	G10x40	4	
23	000 236 171 0	Hexagonal nut	Iso4032	M10	4	
24	000 710 833 0	Pull rod		670mm lang	1	
25	000 235 089 0	Split pin	I1234	4 X 22	2	
26	000 235 127 2	Washer	D125	17	4	
27	000 655 435 0	Lever			2	
28	000 632 172 0	Bushing		16x 19 X32	2	
29	000 679 679 0	Pin			1	
30	000 239 389 0	Contact washer		A12	2	
31	000 236 172 0	Hexagonal nut	Iso4032	M12	2	
32	000 236 948 0	Washer		16,5x 28 X1,5	1	
33	000 631 749 0	Pin		M12x 16x 62	1	
34	000 238 064 0	Pin	Iso2341	B-10x 40	2	
35	000 602 164 0	Pull rod			1	
36	000 236 152 0	Split pin	I1234	3,2x 22	2	
37	000 655 345 1	Fork head		20x6x213	2	
38	000 710 833 0	Pull rod		670mm lang	1	
39	000 603 353 0	Hexagonal screw		M12x1,5x11x73	1	from No. 15200620
40	000 234 273 0	Washer		6,4x 15 X2	1	from No. 15200620
41	000 235 109 0	Split pin	I1234	2 X 12	1	from No. 15200620
42	000 236 169 0	Hexagonal nut	Iso4032	M6	2	from No. 15200620
43	000 659 626 1	Pull rod		6h9x190	1	from No. 15201440
43	000 723 193 1	Pull rod		D6x290	1	No. 15200620-15201439
44	000 234 222 0	Washer		6,2x 15 X1	2	from No. 15200620
45	000 624 028 1	Fixing Bolt		D13x24	1	from No. 15200620
46	000 649 994 0	Flange bearing			3	from No. 15201440
46	000 631 200 0	Bearing housing			3	to No. 15201439
47	000 631 182 0	Bushing		26 X 30 X47	3	to No. 15201439
48	000 694 183 0	Lever			1	from No. 15201440

Characteristic: **CLUTCH CONTROL**Illustration: **049**

Pos.	Part-No.	Description	DIN	Dimension	Qty.	Remark
48	000 602 071 2	Lever			1	to No. 15201439



CLAAS SPARE PARTS LIST

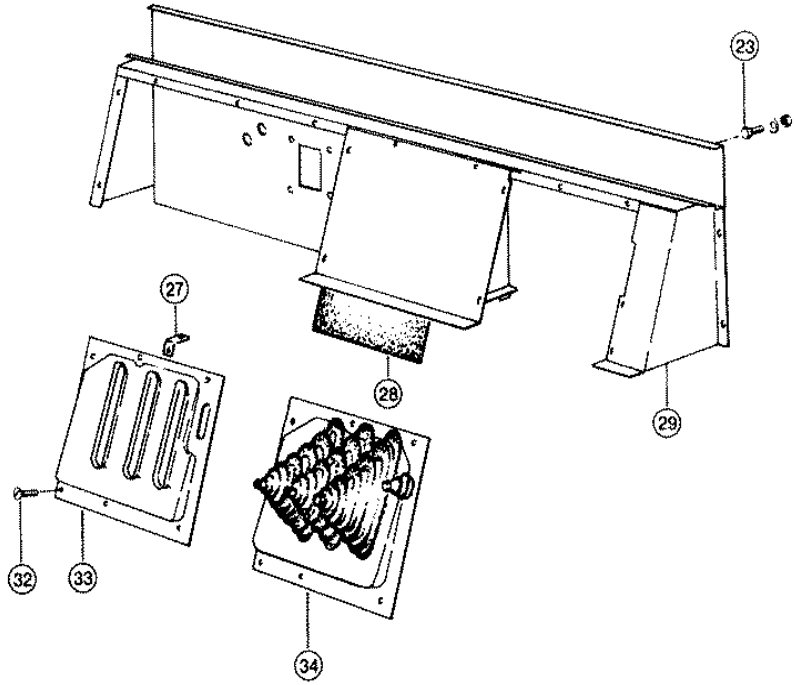
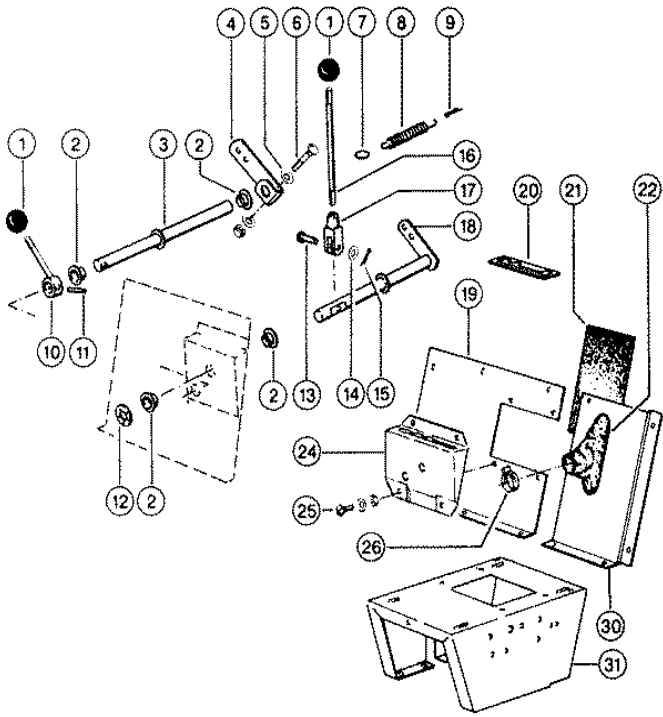
11.01.2008
Sheet 1
DOMINATOR 38

Characteristic: **CONTROL LEVER CONSOLE**

Illustration: **050**



Pos.	Part-No.	Description	DIN	Dimension	Qty.	Remark
1	000 633 109 0	Ball knob	D319	C 32	2	
2	000 601 186 0	Control rod		230lg	1	
3	000 628 169 0	Fork head		G 8x16x39lang	1	
4	000 238 680 0	Pin	I2341	B 8h11x22	1	
5	000 008 504 0	Bushing		13,1x 15,1x14	2	
6	000 002 846 0	Ring		Id 15x4	1	
7	000 502 119 0	Tension spring		1,5 X 13,5x 33	1	from No. 15200220
7	000 768 013 0	Tension spring		1 X 8 X 74	1	to No. 15200219
8	000 235 088 0	Split pin	I1234	4 X 18	1	
9	000 236 912 2	Washer	Din125	8,4	1	
10	000 235 109 0	Split pin	I1234	2 X 12	1	
11	000 724 607 0	Control rod			1	
12	000 724 610 0	Shaft		D 13, 220 lang	1	
13	000 660 029 0	Adjusting lever		3x30x159	1	
14	000 233 005 0	Washer		8,4x 17 X3	1	
15	000 236 449 0	Flat head bolt	Din603	m 8x 45	1	
15	000 236 170 0	Hexagonal nut	Iso4032	M8	1	
15	000 239 387 0	Contact washer		A 8	1	
16	000 724 682 0	Joining plate		2,5x252x622	1	
17	000 665 564 1	Flat head bolt		m 6x 12	2	to No. 15201319
17	000 236 169 0	Hexagonal nut	Iso4032	M6	2	to No. 15201319
17	000 239 386 0	Contact washer		A 6	2	to No. 15201319
18	000 727 459 0	Cover			1	
19	000 601 145 0	Clamping plate		1,5x55x138	1	to No. 15201319
20	000 601 144 4	Strip bar		34x6x144	1	
21	000 601 079 0	Insulating slab		2x110x300	1	
22	000 071 324 0	Collar			1	
23	000 727 462 0	Cover		1,5x384x450	1	
24	000 601 077 0	Insulating slab		2x220x300	1	
25	000 008 504 0	Bushing		13,1x 15,1x14	2	
26	000 239 334 0	Starlock washer		13	1	
27	000 238 267 1	Hose clamp	D3017	W.Ers.D.2382672	4	
28	000 724 603 0	Lever			1	
29	000 093 021 0	Tensioning pin	Iso8752	23 X 18	2	
30	000 727 456 0	Panel			1	
31	000 724 639 6	Console		3,0x0386x0690	1	
32	000 665 564 1	Flat head bolt		m 6x 12	14	
33	000 239 386 0	Contact washer		A 6	14	
34	000 724 636 1	Collar			3	
35	000 724 633 2	Cover		1x354,5x373	1	from No. 15201320
35	000 724 635 0	Cover			1	to No. 15201319
36	000 215 145 0	Plug		D15,6-F	1	
37	000 724 575 2	Control rod			1	
38	000 601 079 0	Insulating slab		2x110x300	1	
39	000 729 338 0	Clamping piece		Ers.D.7293381	2	from No. 15201320
40	000 242 044 0	Socket head screw	D84	m 5x16	4	from No. 15201320
40	000 237 216 0	Hexagonal nut	Iso4032	M5	4	from No. 15201320
40	000 236 490 0	Spring washer	D128	W.Ers.D.2364901	4	from No. 15201320



CLAAS SPARE PARTS LIST

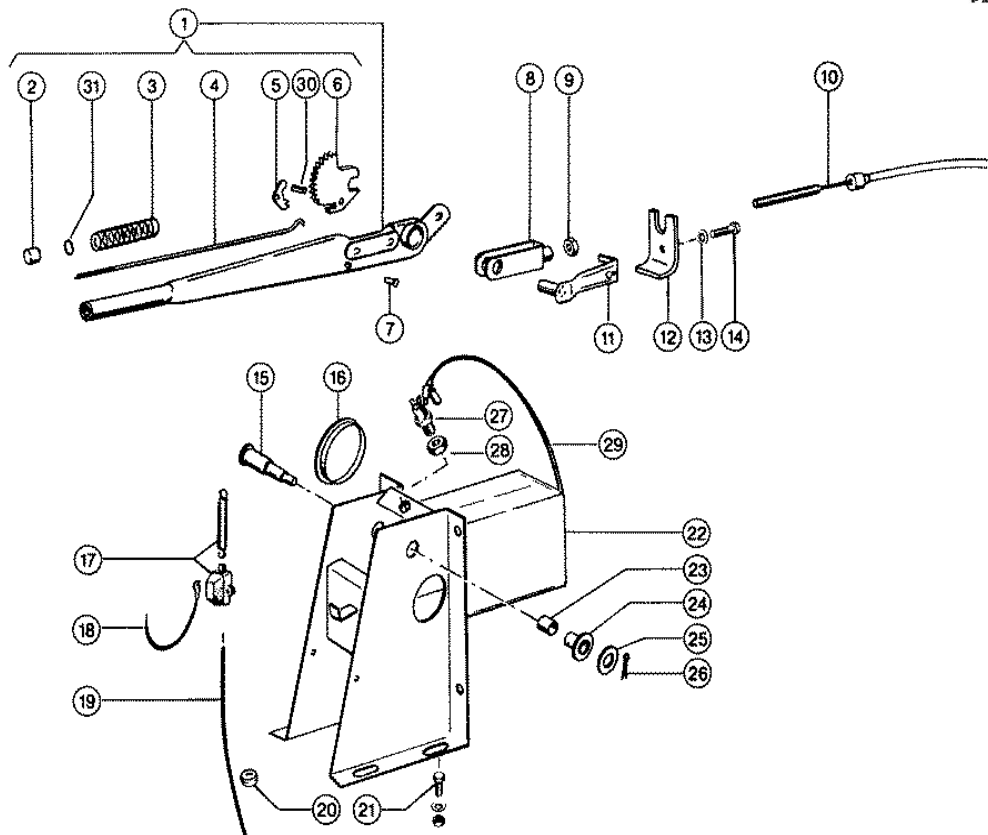
11.01.2008
Sheet 1
DOMINATOR 38

Characteristic: **CONTROL LEVER CONSOLE**

Illustration: **050A**



Pos.	Part-No.	Description	DIN	Dimension	Qty.	Remark
1	000 633 109 0	Ball knob	D319	C 32	2	
2	000 008 504 0	Bushing		13,1x 15,1x14	4	
3	000 724 610 0	Shaft		D 13, 220 lang	1	
4	000 660 029 0	Adjusting lever		3x30x159	1	
5	000 233 005 0	Washer		8,4x 17 X3	1	
6	000 236 449 0	Flat head bolt	Din603	m 8x 45	1	
6	000 236 170 0	Hexagonal nut	Iso4032	M8	1	
6	000 239 387 0	Contact washer		A 8	1	
7	000 002 846 0	Ring		Id 15x4	1	
8	000 502 119 0	Tension spring		1,5 X 13,5x 33	1	
9	000 235 088 0	Split pin	I1234	4 X 18	1	
10	000 724 603 0	Lever			1	
11	000 093 021 0	Tensioning pin	Iso8752	3 X 18	1	
12	000 239 334 0	Starlock washer		13	1	
13	000 238 680 0	Pin	I2341	B 8h11x 22	1	
14	000 236 912 2	Washer	Din125	8,4	1	
15	000 235 109 0	Split pin	I1234	2 X 12	1	
16	000 601 186 0	Control rod		230lg	1	
17	000 628 169 0	Fork head		G 8x16x39lang	1	
18	000 724 607 0	Control rod			1	
19	000 727 458 2	Cover		1,5x384x353,5	1	
20	000 601 144 4	Strip bar		34x6x144	1	
21	000 601 079 0	Insulating slab		2x110x300	1	
22	000 071 324 0	Collar			1	
23	000 236 200 0	Hexagonal screw	Iso4017	M08x20	16	
23	000 236 170 0	Hexagonal nut	Iso4032	M8	16	
23	000 239 387 0	Contact washer		A 8	16	
24	000 623 943 0	Cap			1	
25	000 665 564 1	Flat head bolt		m 6x 12	4	
25	000 236 169 0	Hexagonal nut	Iso4032	M6	4	
25	000 215 003 0	Contact washer		Ers.D.2393860	4	
26	000 238 267 1	Hose clamp	D3017	W.Ers.D.2382672	1	
27	000 609 147 0	Support		3x20x70	1	
28	000 601 077 0	Insulating slab		2x220x300	1	
29	000 724 780 1	Service shaft		S	1	
30	000 727 456 0	Panel			1	
31	000 724 639 4	Console		3x386x690	1	
32	000 665 564 1	Flat head bolt		m 6x 12	1	
33	000 622 949 0	Cover			1	machine without cabin
34	000 622 947 1	Bellows			1	machine with cabin

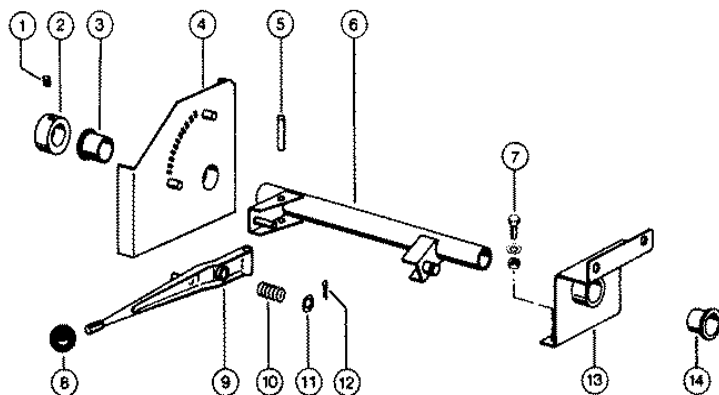


Characteristic: **HAND BRAKE CONTROL**

Illustration: **051**



Pos.	Part-No.	Description	DIN	Dimension	Qty.	Remark
1	000 623 653 1	Hand lever ass.			1	from No. 15201540
1	000 601 196 1	Hand lever ass.		S	1	to No. 15201539
2	000 623 863 0	Button		m 5	1	
3	000 753 079 0	Compress.spring		1,2 X 11 X120	1	
4	000 753 074 2	Thrust rod			1	
5	000 753 072 3	Stop pawl			1	
6	000 685 200 3	Toothed segment			1	
7	000 235 460 0	1/2 round rivet	D660	6 X13	1	
8	000 238 308 0	Fork head		10x40 Defo	1	
9	000 236 171 0	Hexagonal nut	Iso4032	M10	1	
10	000 601 195 0	Cable		3290 Lg	1	
11	000 238 309 0	Pin		10x40	1	
12	000 670 304 0	Support		4x25x75	1	from No. 15200520
12	000 608 796 0	Support		25x4x62	1	to No. 15200519
13	000 239 386 0	Contact washer		A 6	1	from No. 15200520
13	000 239 387 0	Contact washer		A 8	1	to No. 15200519
14	000 235 509 0	Hexagonal screw	Iso4014	M06x50	1	from No. 15200520
14	000 236 213 0	Hexagonal screw	Iso4017	m 8x35	1	to No. 15200519
15	000 724 509 1	Pin		D20 X62	1	
16	000 658 283 0	Locking cover		D 61,6 Gpn 910	1	
17	000 674 439 0	Pull switch			1	to No. 15200519
18	000 682 019 0	Wire		1 qmm 100lg	1	to No. 15201319
19	000 604 137 1	Wiring loom			1	to No. 15201319
20	000 712 388 0	Cable ring		B12x21x2	1	
21	000 236 200 0	Hexagonal screw	Iso4017	M08x20	8	
21	000 236 170 0	Hexagonal nut	Iso4032	M8	8	
21	000 239 387 0	Contact washer		A 8	8	
22	000 748 182 1	Console			1	from No. 15201540
22	000 724 502 1	Console			1	to No. 15201539
23	000 008 503 0	Bushing		13,1x 15,1x 8	1	
24	000 008 509 0	Synthetic bush		15 X 18 X15	1	
25	000 242 665 0	Washer	D125	28x15x2,5	1	to No. 15201539
26	000 236 152 0	Split pin	I1234	3,2x 22	1	
27	000 215 357 0	Switch/brake Line			1	from No. 15200520
28	000 236 455 0	Hexagonal nut	Iso8675	M12x1,5	1	from No. 15200520
29	000 727 145 3	Main wiring loom		Typ 152-156	1	from No. 15201440
29	000 727 103 1	Main wiring loom		Typ 152-156	1	No. 15201320-15201439
30	000 235 641 0	Tensioning pin	Iso8752	25 X 12	1	from No. 15201440
31	000 211 091 2	O-ring		12 X 2 Nbr 80	1	

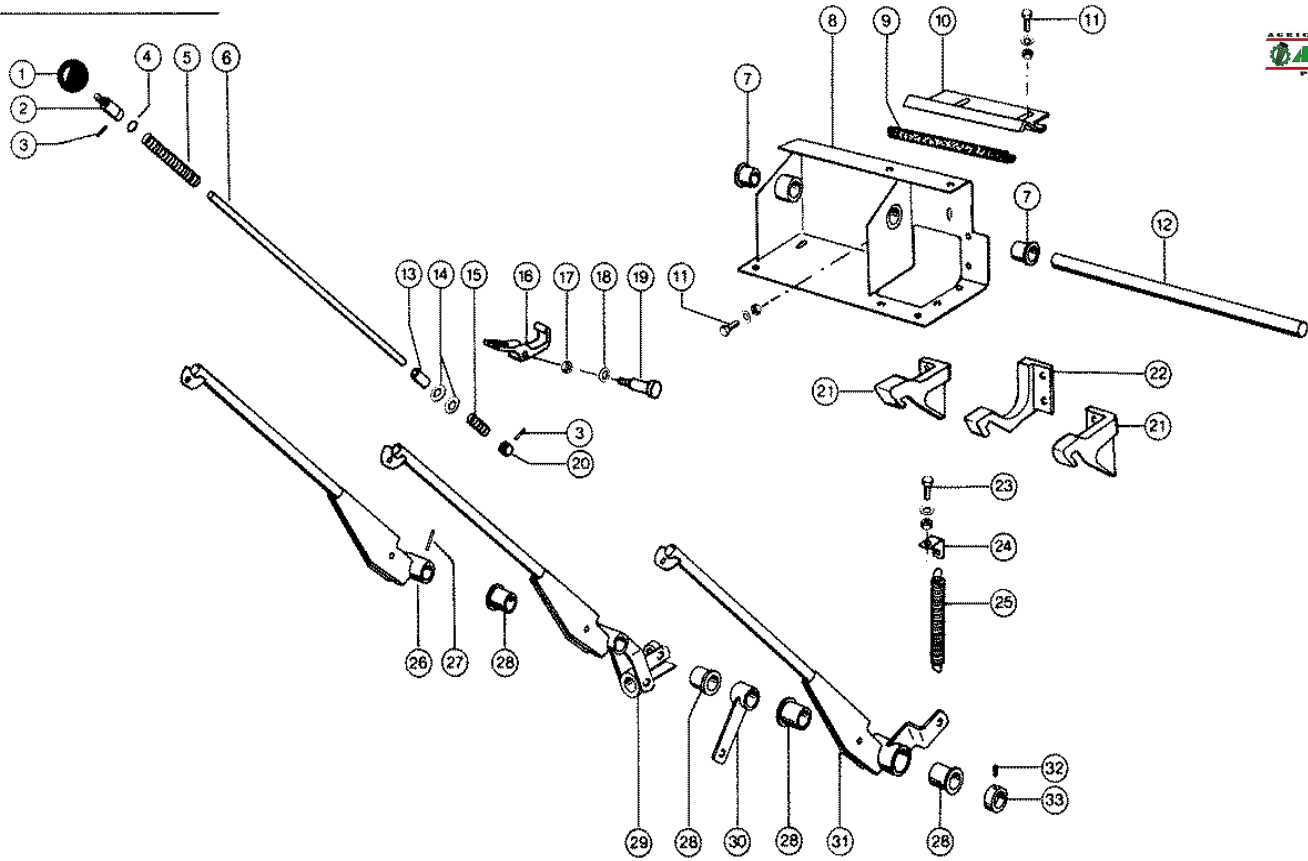


Characteristic: **CONCAVE ADJUSTMENT**

Illustration: **052**

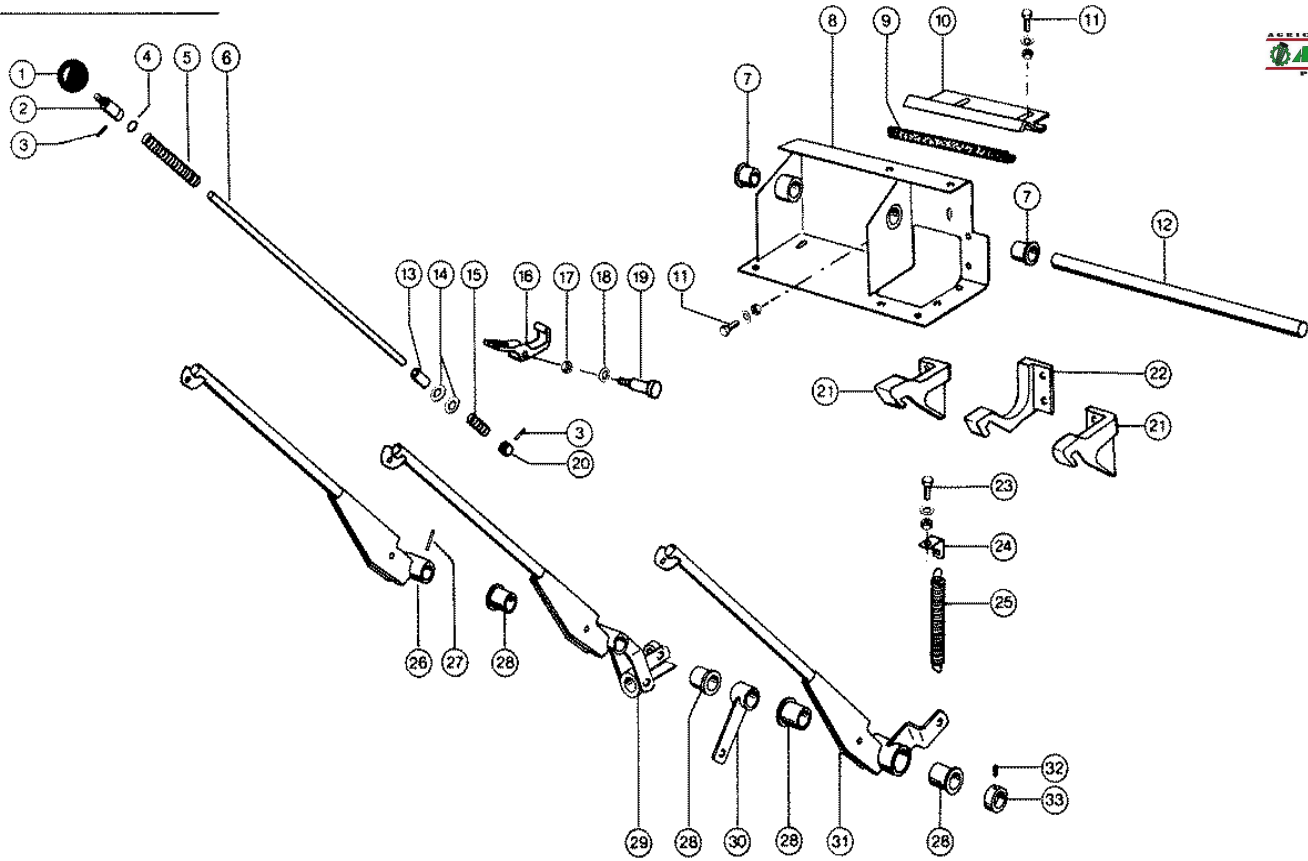


Pos.	Part-No.	Description	DIN	Dimension	Qty.	Remark
1	000 236 552 0	Threaded pin	Iso4029	M10x 8	1	
2	000 503 414 1	Adjusting ring		A35e8x50x15/M10	1	
3	000 610 533 1	Bushing		34 X 38,4x27	1	
4	000 724 515 0	Segment plate			1	
5	000 235 680 2	Tensioning pin	I8752	W.Ers.D.2356803	1	
6	000 724 519 1	Adjusting tube			1	
7	000 236 200 0	Hexagonal screw	Iso4017	M08x20	6	
7	000 236 170 0	Hexagonal nut	Iso4032	M8	6	
7	000 239 387 0	Contact washer		A 8	6	
8	000 239 076 0	Ball knob	Din319	C 40	1	
9	000 779 180 0	Adjusting lever			1	
10	000 006 582 0	Compress.spring		1,75x12,75x 32	1	
11	000 236 913 2	Washer	Din125	10,50	1	
12	000 235 109 0	Split pin	I1234	2 X 12	1	
13	000 724 523 0	Bowden cable reta			1	
14	000 610 533 1	Bushing		34 X 38,4x27	1	



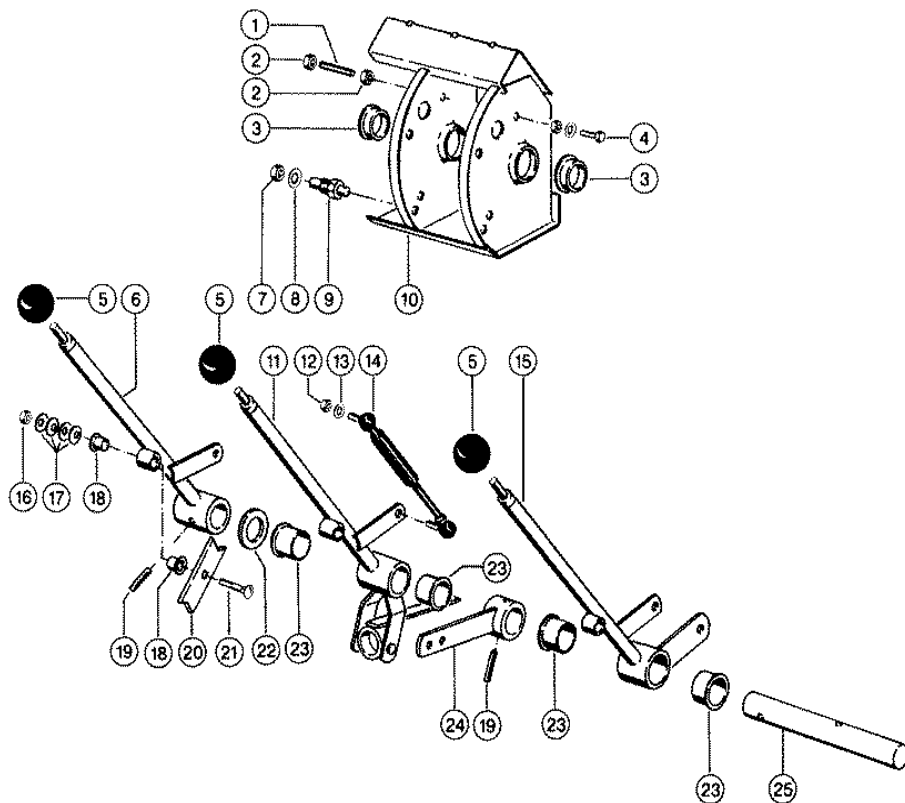
Characteristic: **CONTROL LEVER MOUNTING**Illustration: **053**

Pos.	Part-No.	Description	DIN	Dimension	Qty.	Remark
1	000 631 752 0	Ball knob	D319	C 50	3	
2	000 601 193 1	Intermed.piece		Rd15,1x50	3	
3	000 237 793 0	Tensioning pin	Iso8752	24x14	6	
4	000 238 191 0	O-ring	D3771	11,3 X2,4 -N	3	
5	000 753 079 0	Compress.spring		1,2 X 11 X120	3	
6	000 724 590 2	Control rod		D8x450	3	
7	000 632 096 0	Bushing		25 X 29 X35	2	
8	000 724 544 0	Console assy.			1	
9	000 605 182 1	Sealing profile		220 Lg	1	
10	000 724 591 0	Stop		3x83,2x220	1	
11	000 236 200 0	Hexagonal screw	Iso4017	M08x20	8	
11	000 236 170 0	Hexagonal nut	Iso4032	M8	8	
11	000 239 387 0	Contact washer		A 8	8	
12	000 724 557 2	Main shaft		D25h9x457	1	
13	000 601 190 0	Guide part			3	
14	000 239 387 0	Contact washer		A 8	6	
15	000 000 877 0	Compress.spring		1,25x11,55x 30	3	
16	000 724 563 0	Stop pawl			3	
17	000 236 169 0	Hexagonal nut	Iso4032	M6	3	
18	000 239 386 0	Contact washer		A 6	3	
19	000 672 557 1	Spring bolt			3	
20	000 601 181 1	Bushing		Rd16,7x7	3	
21	000 724 556 0	Guide slot			2	
22	000 724 601 0	Guide slot			1	
23	000 237 370 0	Hexagonal screw	Iso4017	M08x30	1	from No. 15200320
23	000 236 170 0	Hexagonal nut	Iso4032	M8	1	from No. 15200320
23	000 239 387 0	Contact washer		A 8	1	from No. 15200320
24	000 686 401 0	Angle		25x5x71	1	from No. 15200320
25	000 963 533 0	Tension spring		3,2 X 20 X206	1	from No. 15200320
26	000 724 553 0	Lever			1	
27	000 236 901 0	Tensioning pin	D1481	W.Ers.D 2369012	2	
28	000 008 543 0	Bushing		25,1x 30 X15	4	
29	000 729 182 0	Lever			1	
30	000 724 599 1	Lever			1	
31	000 729 181 0	Lever			1	
32	000 236 552 0	Threaded pin	Iso4029	M10x 8	1	
33	000 670 480 0	Adjusting ring		A25c11x40x15m	10	



Characteristic: **CONTROL LEVER MOUNTING**Illustration: **053**

Pos.	Part-No.	Description	DIN	Dimension	Qty.	Remark
1	000 631 752 0	Ball knob	D319	C 50	3	
2	000 601 193 1	Intermed.piece		Rd15,1x50	3	
3	000 237 793 0	Tensioning pin	Iso8752	24x14	6	
4	000 238 191 0	O-ring	D3771	11,3 X2,4 -N	3	
5	000 753 079 0	Compress.spring		1,2 X 11 X120	3	
6	000 724 590 2	Control rod		D8x450	3	
7	000 632 096 0	Bushing		25 X 29 X35	2	
8	000 724 544 0	Console assy.			1	
9	000 605 182 1	Sealing profile		220 Lg	1	
10	000 724 591 0	Stop		3x83,2x220	1	
11	000 236 200 0	Hexagonal screw	Iso4017	M08x20	8	
11	000 236 170 0	Hexagonal nut	Iso4032	M8	8	
11	000 239 387 0	Contact washer		A 8	8	
12	000 724 557 2	Main shaft		D25h9x457	1	
13	000 601 190 0	Guide part			3	
14	000 239 387 0	Contact washer		A 8	6	
15	000 000 877 0	Compress.spring		1,25x11,55x 30	3	
16	000 724 563 0	Stop pawl			3	
17	000 236 169 0	Hexagonal nut	Iso4032	M6	3	
18	000 239 386 0	Contact washer		A 6	3	
19	000 672 557 1	Spring bolt			3	
20	000 601 181 1	Bushing		Rd16,7x7	3	
21	000 724 556 0	Guide slot			2	
22	000 724 601 0	Guide slot			1	
23	000 237 370 0	Hexagonal screw	Iso4017	M08x30	1	from No. 15200320
23	000 236 170 0	Hexagonal nut	Iso4032	M8	1	from No. 15200320
23	000 239 387 0	Contact washer		A 8	1	from No. 15200320
24	000 686 401 0	Angle		25x5x71	1	from No. 15200320
25	000 963 533 0	Tension spring		3,2 X 20 X206	1	from No. 15200320
26	000 724 553 0	Lever			1	
27	000 236 901 0	Tensioning pin	D1481	W.Ers.D 2369012	2	
28	000 008 543 0	Bushing		25,1x 30 X15	4	
29	000 729 182 0	Lever			1	
30	000 724 599 1	Lever			1	
31	000 729 181 0	Lever			1	
32	000 236 552 0	Threaded pin	Iso4029	M10x 8	1	
33	000 670 480 0	Adjusting ring		A25c11x40x15m	10	



CLAAS SPARE PARTS LIST

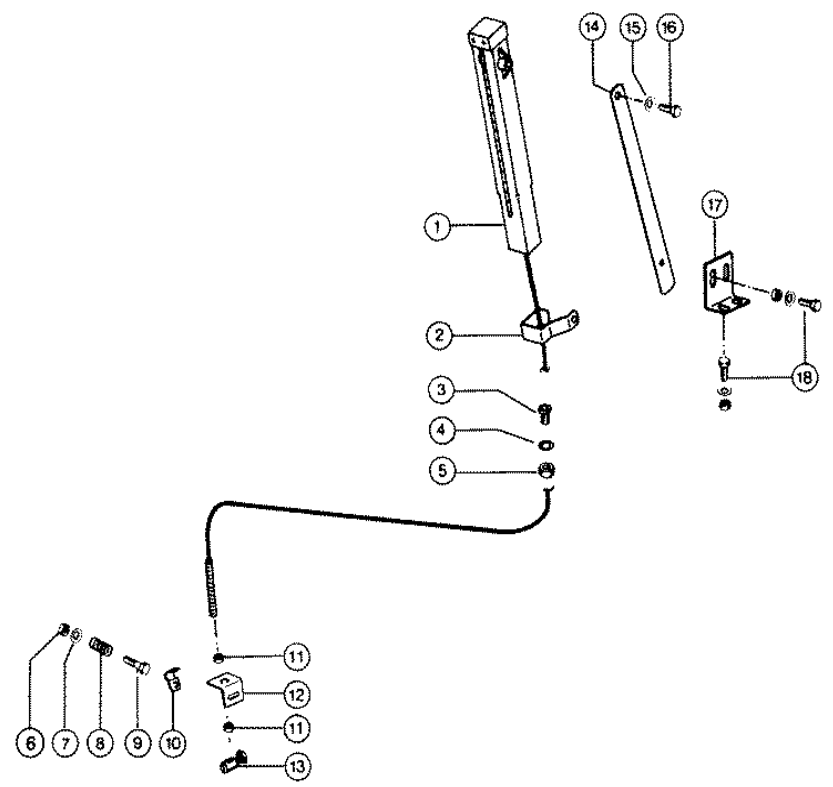
11.01.2008
Sheet 1
DOMINATOR 38

Characteristic: **CONTROL LEVER MOUNTING**

Illustration: **053A**



Pos.	Part-No.	Description	DIN	Dimension	Qty.	Remark
1	000 696 627 0	Threaded spindle		D6x60	1	
2	000 236 169 0	Hexagonal nut	Iso4032	M6	2	
3	000 729 451 0	Synthetic bush		25x38/50x15/2	2	
4	000 238 094 0	Hexagonal screw	Iso4017	M06x25	1	
4	000 236 169 0	Hexagonal nut	Iso4032	M6	1	
4	000 215 003 0	Contact washer		Ers.D.2393860	1	
5	000 631 752 0	Ball knob	D319	C 50	3	
6	000 729 464 0	Lever			1	cutterbar
7	000 236 172 0	Hexagonal nut	Iso4032	M12	6	
8	000 239 389 0	Contact washer		A12	6	
9	000 729 446 0	Bolt		6kt19x60	6	
10	000 729 456 0	Console			1	
11	000 729 462 0	Lever			1	threshing mechanism
12	000 238 132 0	Securing nut	Iso7042	M08	6	
13	000 239 387 0	Contact washer		A 8	6	
14	000 729 447 0	Gas spring			3	
15	000 729 460 0	Lever			1	grain tank unloading
16	000 237 947 0	Securing nut	Iso7042	M10	3	
17	000 244 038 0	Plate spring	D2093	B 20	12	
18	000 600 051 1	Bushing		10 X 14 X11	6	
19	000 236 901 0	Tensioning pin	D1481	W.Ers.D 2369012	2	
20	000 729 445 0	Stop pawl		30x10x100	3	
21	000 236 462 0	Flat head bolt	Din603	M10x 60	3	
22	000 234 346 0	Washer		26 X 42 X3	1	
23	000 008 543 0	Bushing		25,1x 30 X15	4	
24	000 724 599 1	Lever			1	
25	000 729 467 0	Main shaft		D25x265	1	

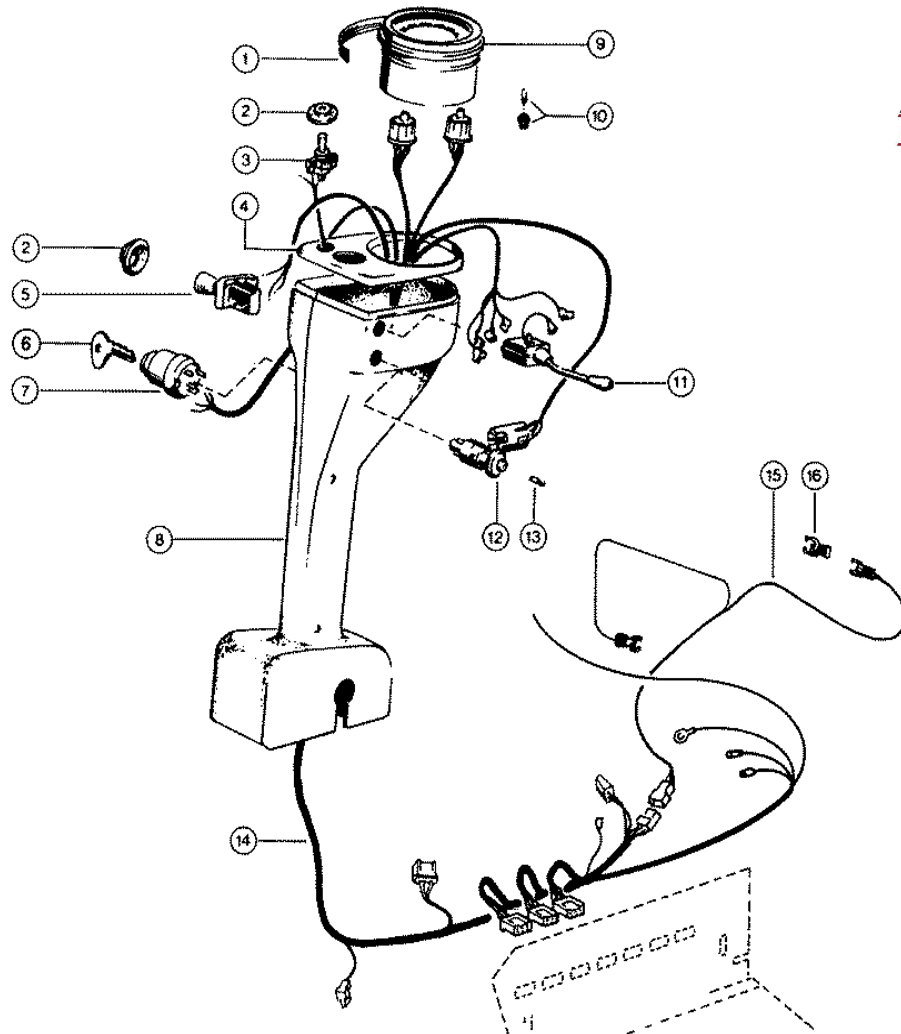


Characteristic: **CUTTING HEIGHT INDICATOR**

Illustration: **054**



Pos.	Part-No.	Description	DIN	Dimension	Qty.	Remark
1	000 726 643 0	Cut.Hight Indica.			1	from No. 15200420
1	000 651 235 1	Cut.Hight Indica.		S	1	to No. 15200419
2	000 651 243 0	Clip support		3x25x139mm	1	
3	000 651 242 0	Guide			1	
4	000 235 124 2	Washer	Iso7089	13	1	
5	000 236 456 0	Hexagonal nut	Iso4035	M12	1	
6	000 238 132 0	Securing nut	Iso7042	M08	1	
7	000 239 387 0	Contact washer		A 8	1	
8	000 000 877 0	Compress.spring		1,25x11,55x 30	1	
9	000 236 213 0	Hexagonal screw	Iso4017	m 8x35	1	
10	000 679 865 0	Pipe clamp			1	
11	000 236 169 0	Hexagonal nut	Iso4032	M6	2	
12	000 728 114 0	Support			1	
13	000 651 246 1	Screw nipple			1	
14	000 727 452 0	Support bracket		3x25x380	1	
15	000 239 386 0	Contact washer		A 6	1	
16	000 237 466 0	Hexagonal screw	Iso4017	M06x20	1	
17	000 727 451 0	Support angle		5x50	1	
18	000 237 466 0	Hexagonal screw	Iso4017	M06x20	3	
18	000 236 169 0	Hexagonal nut	Iso4032	M6	3	
18	000 239 386 0	Contact washer		A 6	3	

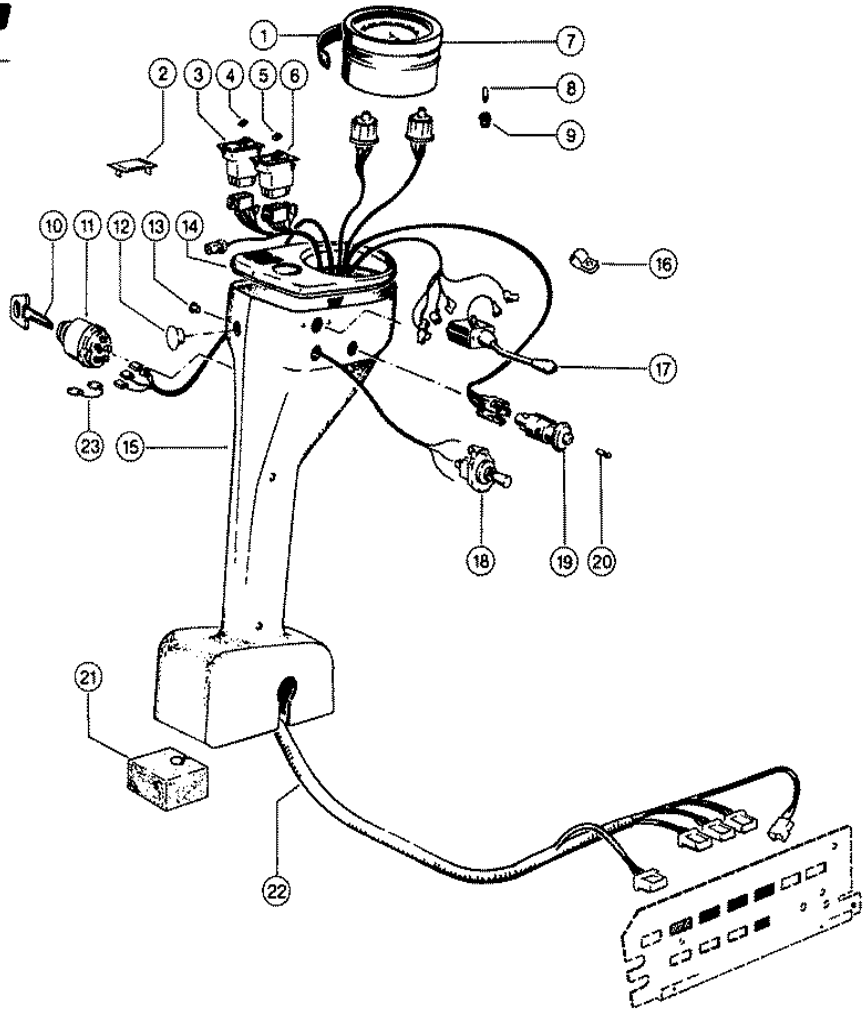


Characteristic: **COMBINED INSTRUMENT GAUGE**

Illustration: **055**



Pos.	Part-No.	Description	DIN	Dimension	Qty.	Remark
1	000 177 492 0	Seal ring			1	
2	000 744 122 0	Water Spray Guard			2	
3	000 714 706 0	Switch			1	
4	000 724 939 0	Cover			1	
5	000 062 498 0	Light switch			1	
-	000 132 667 0	Draw knob	D	für 062498.0	1	
6	000 211 036 0	Switch key			1	
7	000 238 746 1	Ignition switch		m. Schlüssel	1	
8	000 601 000 4	Instrum.column			1	
9	000 604 011 1	Central informat.			1	
10	000 211 415 0	Bulb cpl.		W.Ers.D.6040670	15	
10	000 211 306 0	Bulb cpl.		12v 2w	1	for loading indicator
10	000 215 094 0	Lamp	D7260	12v/3w W2,1x9,5	1	for main warning light
10	000 215 093 0	Bulb socket			1	for main warning light
11	000 744 070 0	Switch			1	
12	000 604 138 0	Hazzard lighth			1	in country, France
13	000 177 864 0	Lamp	D7260	J 12v 2w	1	
14	000 604 137 1	Wiring loom			1	
15	000 604 023 0	Wiring loom			1	
16	000 233 785 0	Connector		2 Polig	1	



CLAAS SPARE PARTS LIST

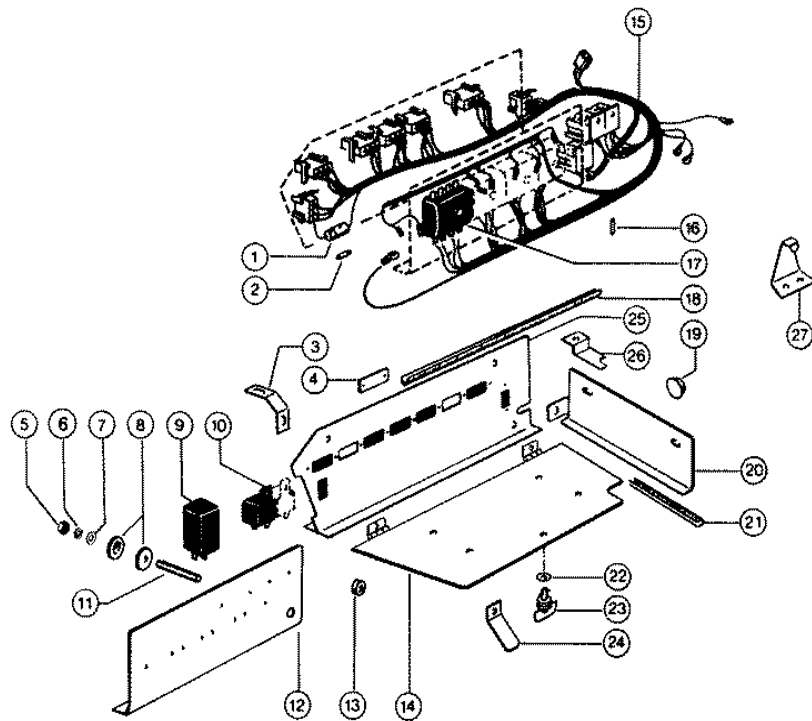
11.01.2008
Sheet 1
DOMINATOR 38

Characteristic: **COMBINED INSTRUMENT GAUGE**

Illustration: **055A**



Pos.	Part-No.	Description	DIN	Dimension	Qty.	Remark
1	000 177 492 0	Seal ring			1	
2	000 071 445 0	Panel			1	not at cabin
3	000 010 156 0	Rocker switch			1	driving light
-	000 239 215 0	Lamp	D7260	W5/1,2-12v 1,2w	1	
4	000 071 442 0	Switch insert			1	driving light
5	000 071 533 0	Switch insert			1	windshield wiper
6	000 010 155 0	Rocker switch			1	windshield wiper
-	000 239 215 0	Lamp	D7260	W5/1,2-12v 1,2w	1	
7	000 604 011 1	Central informat.			1	
8	000 211 415 0	Bulb cpl.		W.Ers.D.6040670	15	
8	000 211 306 0	Bulb cpl.		12v 2w	1	loading indicator
8	000 215 094 0	Lamp	D7260	12v/3w W2,1x9,5	1	main warning light
9	000 215 093 0	Bulb socket			1	main warning light
10	000 010 175 0	Ignition key			1	
11	000 010 141 0	Ignition switch			1	
12	000 215 501 0	Cover cap		18,4-20,6	1	from No. 15201440
12	000 215 104 0	Plug		D18,4-F	1	to No. 15201439
13	000 215 502 0	Cover cap		28,0-30,0	1	from No. 15201440
13	000 244 079 0	Plug		D10,7-F	1	to No. 15201439
14	000 623 808 0	Cover		N-Zchg. 6237970	1	
15	000 623 797 1	Column			1	
16	000 239 498 0	Pipe clamp	Din3016	A1-25x20	3	
17	000 744 070 0	Switch			1	
18	000 714 706 0	Switch			1	
19	000 604 138 0	Hazzard lighth			1	
20	000 177 864 0	Lamp	D7260	J 12v 2w	1	
21	000 623 798 0	Gasket			1	
22	000 727 104 1	Wiring loom			1	
23	000 658 218 0	Wire		1,5 qmm 175lg	1	Perkins-start help to No. 15201439

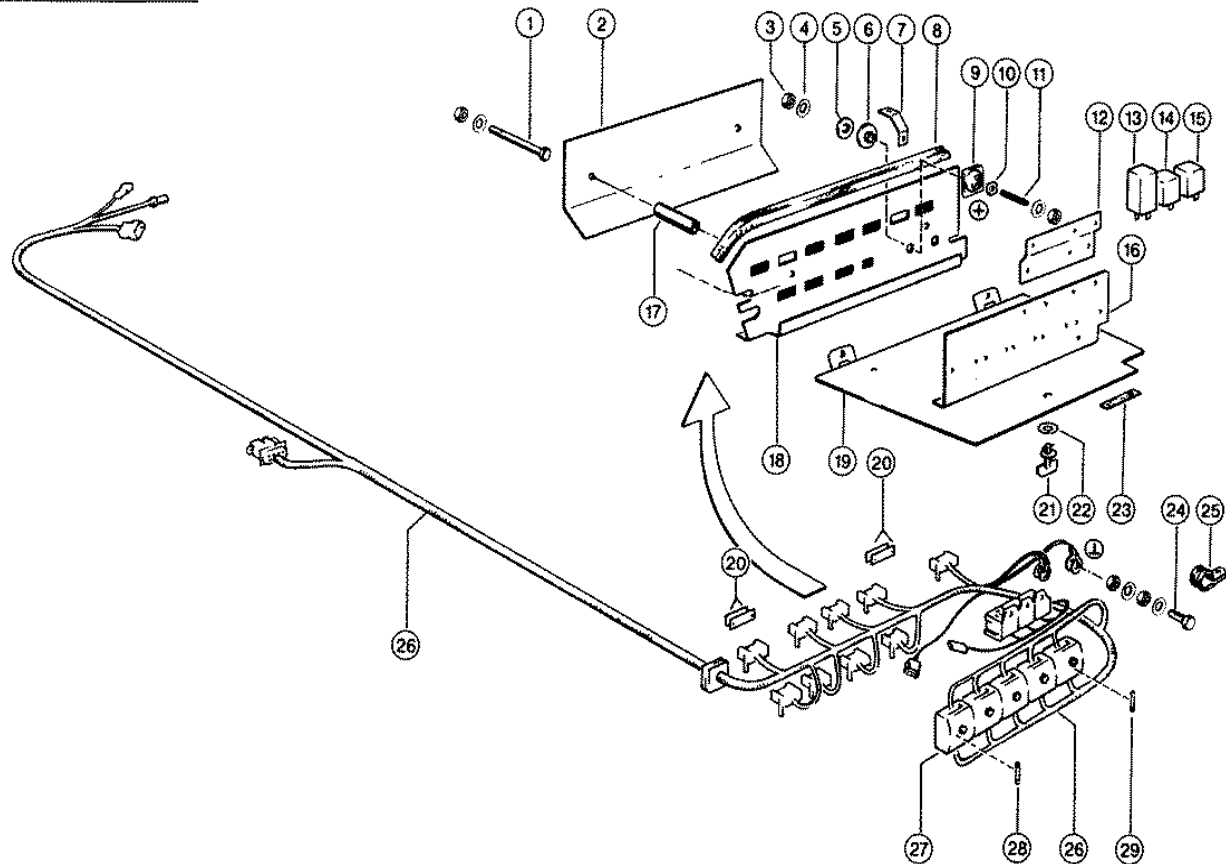


Characteristic: **CENTRAL ELECTRICS**

Illustration: **056**



Pos.	Part-No.	Description	DIN	Dimension	Qty.	Remark
1	000 233 906 0	Fuse holder		25a	1	
2	000 233 900 0	Fuse			1	
3	000 604 005 0	Strip		80x3x20	2	
4	000 604 014 0	Cover		60x22x1	4	
5	000 236 169 0	Hexagonal nut	Iso4032	M6	4	
6	000 239 386 0	Contact washer		A 6	2	
7	000 236 180 0	Washer	D9021	6,4	2	
8	000 604 007 0	Isolating washer			2	
9	000 604 029 0	Flasher relay			1	
10	000 744 071 1	Relais			1	(2)
11	000 239 376 0	Threaded pin	I4766	m 6x45	1	
12	000 604 006 1	Intermed.plate		1,5x142x310	1	
13	000 623 341 0	Cable ring		B10x14x2	1	
14	000 604 196 0	Basic plate			1	from No. 15200520
14	000 604 001 1	Main distr.box			1	to No. 15200519
15	000 604 009 3	Wiring loom			1	
16	000 178 701 0	Fuse			16	
17	000 658 207 0	Fuse box			4	
18	000 201 162 0	Lip profile			N.B	560 long
19	000 211 076 0	Plug		D31,8-F	1	
20	000 604 004 4	Sealing		1,5x94x 301,5	1	
21	000 200 706 0	Edge protector		Hellgrau	N.B	200 long
22	000 601 243 0	Support washer		10,8x25x0,6	1	
23	000 601 242 0	Locking pin		4,69- 5,45kl-L	1	
24	000 635 590 0	Locking piece			1	
25	000 604 195 0	Pin plate			1	from No. 15200520
26	000 604 197 0	Support		3x50x145	1	from No. 15200520
27	000 604 198 0	Cable holder		1x110x165	1	from No. 15200520



CLAAS SPARE PARTS LIST

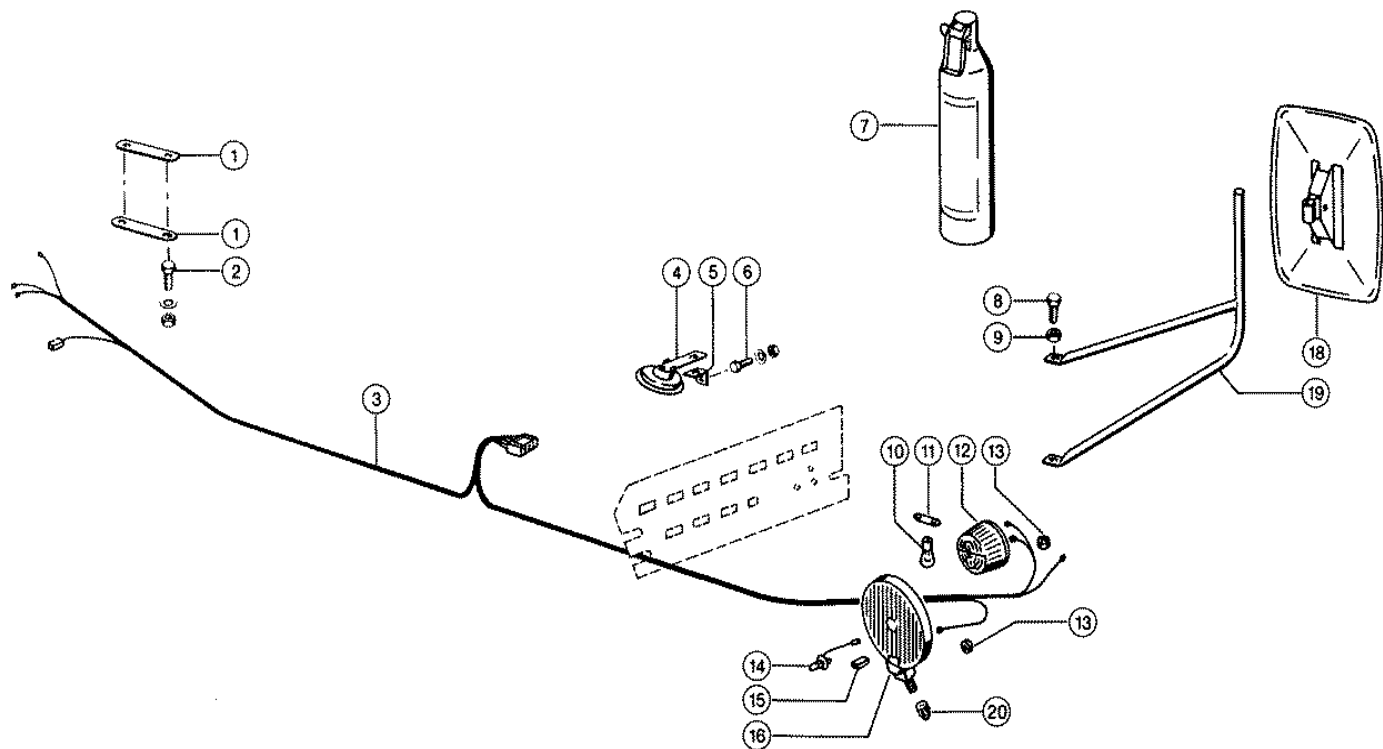
11.01.2008
Sheet 1
DOMINATOR 38

Characteristic: **CENTRAL ELECTRICS**

Illustration: **056A**



Pos.	Part-No.	Description	DIN	Dimension	Qty.	Remark
1	000 238 015 0	Hexagonal screw	Iso4014	M08x90	2	
1	000 236 170 0	Hexagonal nut	Iso4032	M8	2	
1	000 239 392 0	Contact washer		B 6	2	
2	000 727 116 0	Guard plate		1,5x185x360	1	
3	000 236 170 0	Hexagonal nut	Iso4032	M8	2	
4	000 239 387 0	Contact washer		A 8	2	
5	000 237 953 0	Washer		8,5x 25 X3	1	
6	000 010 340 0	Isolating washer		12,2x 50 X3	1	
7	000 604 005 0	Strip		80x3x20	2	
8	000 201 162 0	Lip profile			1	
9	000 010 341 0	Isolating sleeve			1	
10	000 235 833 0	Square nut	D557	m 8	1	
11	000 215 458 0	Threaded bolt	Din976	m 8x 70-B	1	
12	000 727 112 1	Support		1,5x83x150	1	
13	000 604 029 0	Flasher relay			1	
13	000 682 445 0	Flasher relay			1	for USA
14	000 744 071 1	Relais			1	local work illumination
15	000 744 071 1	Relais			1	Cabin
15	000 744 071 1	Relais			1	motor - temperature
16	000 727 111 1	Intermed.plate			1	
17	000 671 396 0	Spacer tube		R12,5x1,5x65	2	
18	000 727 110 0	Pin plate			1	
19	000 604 196 0	Basic plate			1	
20	000 604 014 0	Cover		60x22x1	4	
21	000 601 242 0	Locking pin		4,69- 5,45kl-L	1	
22	000 601 243 0	Support washer		10,8x25x0,6	1	
23	000 201 480 0	Wood pulp strip		12x4 Selbstkleb	2	
24	000 235 529 0	Hexagonal screw	Iso4017	M10x25	1	
24	000 236 171 0	Hexagonal nut	Iso4032	M10	2	
24	000 239 388 0	Contact washer		A10	2	
25	000 239 498 0	Pipe clamp	Din3016	A1-25x20	1	
26	000 727 101 2	Wiring loom		Zentralelektrik	1	
27	000 658 207 0	Fuse box			5	
28	000 178 701 0	Fuse			19	
29	000 233 900 0	Fuse			1	



CLAAS SPARE PARTS LIST

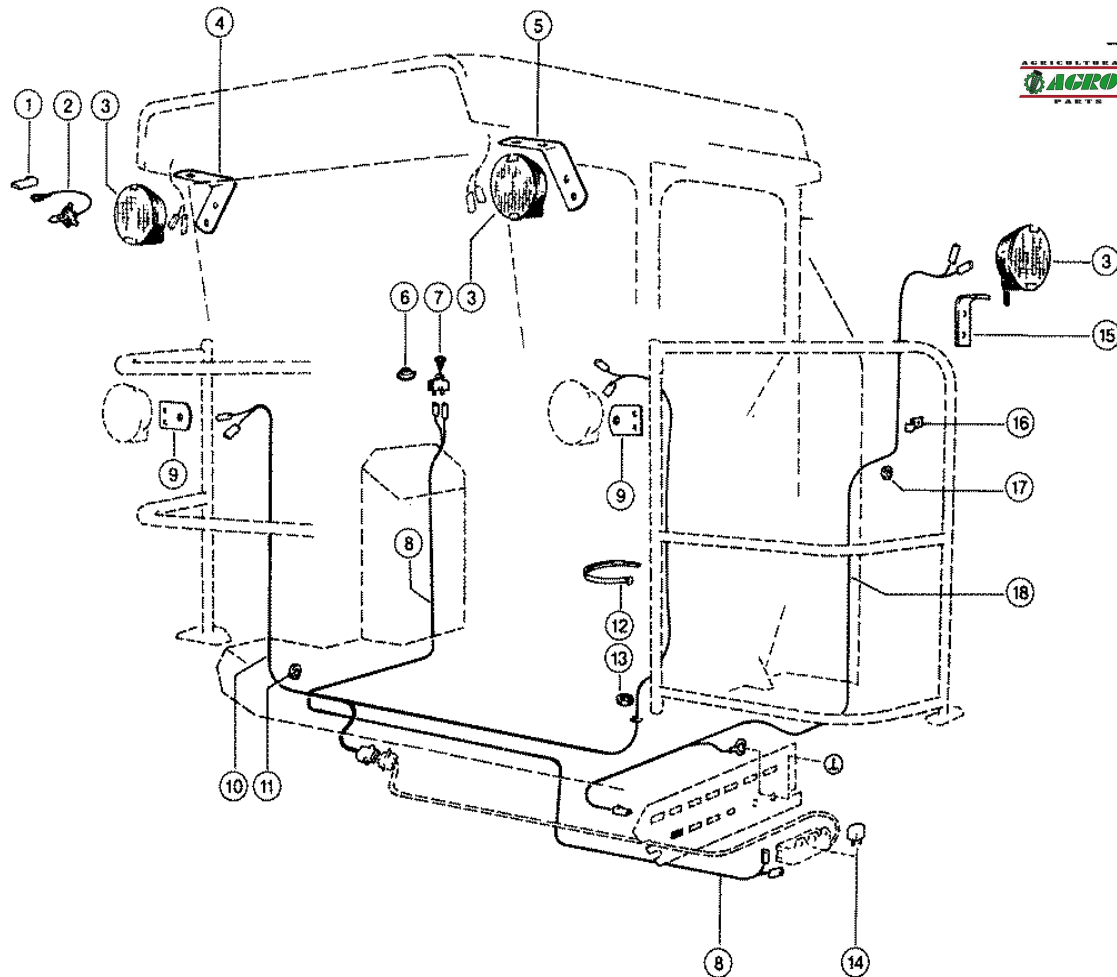
11.01.2008
Sheet 1
DOMINATOR 38

Characteristic: **SAFETY EQUIPMENT**

Illustration: **057**



Pos.	Part-No.	Description	DIN	Dimension	Qty.	Remark
1	000 636 632 0	Strip		30x6,0x100	4	
2	000 237 383 0	Hexagonal screw	Iso4017	M10x25	4	
2	000 237 947 0	Securing nut	Iso7042	M10	4	
2	000 682 290 0	Washer		12,5x 30 X2	4	
3	000 727 115 0	Wiring loom			1	from No. 15201320
3	000 604 020 1	Wiring loom			1	to No. 15201319
4	000 682 292 0	Horn			1	
5	000 658 205 0	Support		30x5x60	1	
6	000 237 439 0	Hexagonal screw	Iso4017	M08x16	2	
6	000 236 170 0	Hexagonal nut	Iso4032	M8	2	
6	000 239 387 0	Contact washer		A 8	2	
7	000 572 291 0	Fire extinguisher	En3	P2g mit Halter	1	optional
7	000 678 630 1	Fire extinguisher		6 Kg	1	optional
8	000 237 383 0	Hexagonal screw	Iso4017	M10x25	4	
9	000 237 947 0	Securing nut	Iso7042	M10	4	
10	000 233 546 0	Lamp	D72601	12v 21w Ba 15 S	2	
11	000 177 906 0	Lamp	D72601	L 12v 5w	2	
12	000 658 176 0	Position light			2	
-	000 178 021 0	Light housing		9el 119 397 001	2	
13	000 623 341 0	Cable ring		B10x14x2	4	
14	000 238 091 0	Bulb halogene	D72601	12v/55w Pk22s	2	
15	000 239 447 0	Isolating sleeve		6,3	2	
16	000 604 012 1	Headlights			2	
16	000 604 017 1	Headlights		1t4 003 680 097	2	for France
-	000 178 035 1	Headlight			2	
17	000 610 083 0	Safety bar		2.70 m	1	
18	000 682 146 0	Mirror		Glas-Nr.1787380	2	
-	000 178 738 0	Glass, mirror			2	
19	000 604 030 0	Mirror support			2	
20	000 215 220 0	Guard Cap		M10 - Sw17	2	
-	000 514 580 0	Sticker		Sw-Zyl. Einst.	1	



CLAAS SPARE PARTS LIST

12.01.2008
Sheet 1
DOMINATOR 38

Characteristic: **WORK LIGHT, VAR. 2766**


Illustration: **057A**



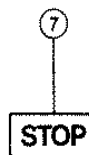
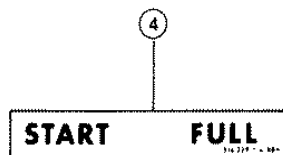
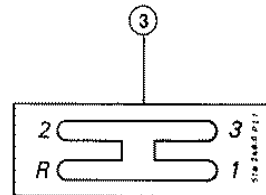
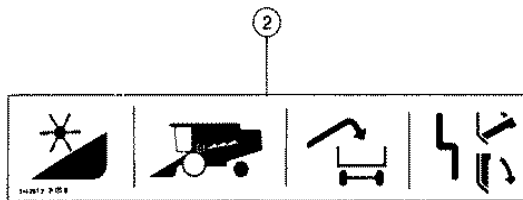
Pos.	Part-No.	Description	DIN	Dimension	Qty.	Remark
1	000 239 447 0	Isolating sleeve		6,3	N.B	
2	000 238 091 0	Bulb halogene	D7260	12v/55w Pk22s	3	
3	000 010 182 0	Work light			3	
4	000 622 892 1	Bracket R.H.		5,0x0050x0263	1	
5	000 622 891 1	Bracket L.H.		50x5x263	1	
6	000 744 122 0	Water Spray Guard			1	
7	000 050 567 0	Tumble switch			1	
8	000 727 136 0	Wire			1	
9	000 727 135 0	Support		3x60x60	2	
10	000 727 133 0	Wiring loom			1	not at cabin
11	000 623 341 0	Cable ring		B10x14x2	1	
12	000 755 646 0	Cable band		Min. 3,5x142	25	
13	000 712 388 0	Cable ring		B12x21x2	1	
14	000 744 071 1	Relais			1	
15	000 654 643 0	Screw-on angle		30x5x114	1	
16	000 236 397 0	Attaching Clamp	D7257	1x10-5,2	2	
17	000 755 648 0	Cable ring		A 8x11x1	1	
18	000 727 134 0	Wire			1	



①

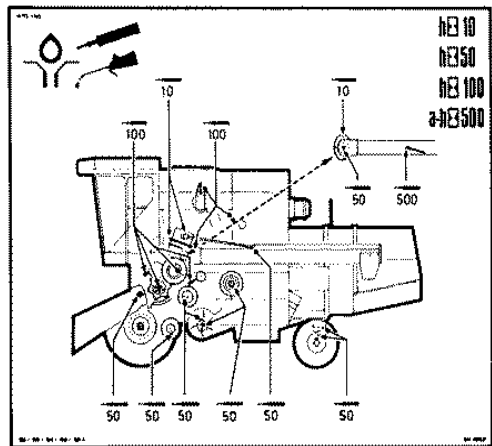
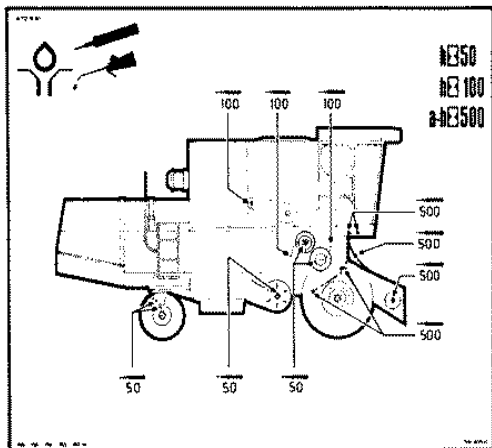


DRESCHWERK NUR BEI LEERLAUFREHZAHLEN UND AUSSCHALTEN
ONLY ENGAGE AND DISENGAGE THE THRESHING MECHANISM WITH
THE ENGINE RUNNING AT SLOW IDLE SPEED
NE JAMAIS ENCLANCHER OU DECLANCHER LE BATTÉUR SANS QUE
LE MOTEUR TOURNE AU RÉGIME DE RALENTI
REDUCIR LAS R.P.M. DE MOTOR AL RALENTI ANTES
DE EMBRAGAR Y DESEMBRAGAR LA TRILLA.
INNESTARE E DESINNESTARE GLI ORGANI TREBBIANTI SOLO CON
MOTORE AL MINIMO
INNKÖPLING OCH URKÖPLING AV TROESKVERK FÅR ENDAST SKA
PÅ TOMGÅNGSVÄRVTAL.



Characteristic: **DECALS (OPERATOR`S PLATFORM)**Illustration: **057B**

Pos.	Part-No.	Description	DIN	Dimension	Qty.	Remark
1	000 514 161 0	Sticker		Dreschwerk ein/	1	
2	000 514 257 2	Sticker		Hebelsymbol	1	
3	000 514 246 0	Sticker		Gangwahl - Quer	1	
4	000 514 229 1	Sticker		Start-Full	1	
6	000 514 417 0	Sticker		Dachverschluss	1	
7	000 514 414 1	Sticker		Stop - Quer	1	



Typ 152

Min bar/psi

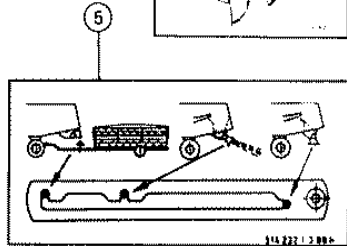

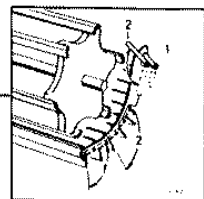
514 464 G
W10 937



		2,70	3,00	3,60	Max.
14,9—26	8 PR	2,2/32	2,2/32	2,3/33	2,3/33
18,4—26	6 PR	1,1/16	1,1/16	1,2/17	1,4/20
18,4—26	8 PR	1,1/16	1,1/16	1,2/17	1,8/26
11,5/80—15,3	6 PR	1,3/19	1,3/19	1,3/19	2,7/39

2

6




Characteristic: **DECALS (MACHINE BODY)**

Illustration: **057C**



Pos.	Part-No.	Description	DIN	Dimension	Qty.	Remark
1	000 514 405 0	Sticker		Schmierplan Re	1	
2	000 514 465 1	Sticker		Typ 153	1	
3	000 514 200 1	Sticker		Drehzahl 220	1	
4	000 514 217 2	Sticker		Entgrannerklap.	1	
5	000 514 232 1	Sticker		Verteilerstell.	1	
6	000 514 293 0	Sticker		Geb1-Drehzahl -	1	
7	000 514 404 0	Sticker		Schmierplan Li	1	

--	--	--	--	--	--	--




INSTANDESETZUNGS- EINRICHTUNGS- WARTUNGS- UND REINIGUNGSARBEITEN NUR BEI ABGESCHALTETEM ANTRIEB UND STILLSTEHENDEM MOTOR VORNEHMEN

NEVER REPAIR, ADJUST, SERVICE, LUBRICATE OR CLEAN THE MACHINE UNLESS THE DRIVE IS DISENGAGED AND THE ENGINE STOPPED. NEVER CARRY OUT ANY WORK ON THE MACHINE WHILE IT IS IN MOTION.

NE JAMAIS EFFECTUER LES TRAVAUX DE REPARATION, DE REGLAGE, D'ENTRETIEN ET DE NETTOYAGE SANS AVOIR ARRÊTÉ L'ABRAC DE PRISE DE FORCE LE MOTEUR.

ÈSICURE IL AVRO DI MESSA A PUNTO REGISTRAZIONE, MANUTENZIONE E PULIZIA SOLO CON TRASMISSIONE DISINNESTATA E MOTORE FERMO.

ES IMPRESINDIBLE PAHAR EL MOTOR Y DESCONECTAR LOS ACCIONAMIENTOS ANTES DE LLEVAR A CABO EN ELLA TRABAJOS DE REPARACION, DE REGULACION DE MANTENIMIENTO Y DE LIMPIEZA.



1 Vor Reparaturarbeiten die Maschine ausschalten und Stromschaltvorrichtung lösen und besetzen.

2 Before repairing the machine, read and observe the operating manual and safety instructions.

3 Avant le mise en service de la machine lire et observer le manuel d'utilisation et les consignes "pour votre sécurité".

4 Prima di mettere in movimento la macchina, leggere attentamente il manuale d'istruzioni e osservare le segnalazioni di pericolo.

5 Antes de poner la máquina en marcha lee y observa tanto el manual de instrucciones como las señales de seguridad.

6 Vor Reparaturarbeiten die Maschine ausschalten und Stromschaltvorrichtung lösen (nicht an Hande lassen).



4

- PERILLOSCOPICO
- FINE ESTIVACIONER
- EXTINCTEUR
- EXTINTOR DE INCENDIOS
- BRANDSLÖSCHER
- BRANDESLÖSCHER
- EXTINGUIDOR
- BRANDESLÖSCHAPPARAT
- APUSKABAZITON

Achtung!
Unterlegkeil nur an den Vorderrädern verwenden

AGRO **PARER**

Achtung!
Unterlegkeil nur an den Vorderrädern verwenden.

Attention!
Dispositivo de bloqueo sólo en las ruedas delanteras.


Attention!
Ne jamais le utiliser en position de marche. Seul devant les roues.

Attenzione!
Dispositivo di blocco di marcia solo per gli pneumatici anteriori.

Atención!
Dispositivo de bloqueo sólo en las ruedas delanteras.

Observe!
Dispositivo de bloqueo sólo en las ruedas delanteras.

514064



BEWEGTE WERKZEUGE WERKZEUG LAEUF T NACH

DANGER ROTATING KNIVES
ATTENTION OUTILS EN ROTATION

WAIT FOR ROTOR TO STOP
OUTILS ENCORE EN ROTATION

VORZICHTIG! DRAAIENDE ONDERDELEN
ATTENZIONE DISPOSITIVO ROTANTE
¡CUIDADO! CUCHILLAS EN ROTACION

Vorsicht!
Bei Verstopfung Stoßel benutzen.

Vor Beginn der Fahrt auf öffentlichen Straßen sind die Vorschriften der Allgemeinen Betriebsvorschriften zu beachten!



Bei Beseitigung von Verstopfung, Reinigung und Probenahme geeignete Hilfsmittel verwenden.

Schrauben nachziehen.
Screws to be tightened.
Serrez les boulons.

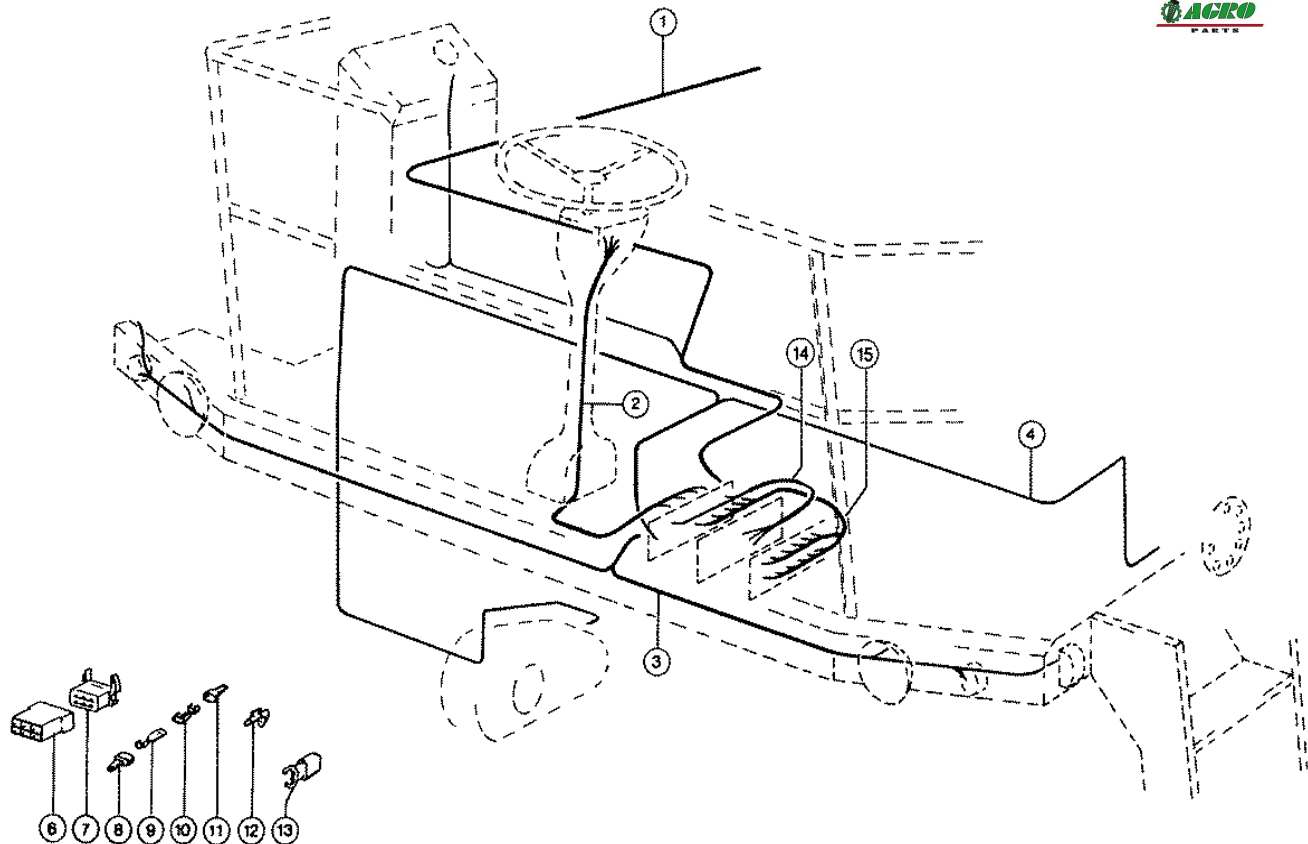
Reapreter las tuercas.
Serrare i bulloni.
Se tillt navvullarna åt ordentligt åtdragna.

FROST - GESCHÜTZT
Bis minus 37° C

20

Characteristic: **DECALS (MACHINE BODY)**Illustration: **057D**

Pos.	Part-No.	Description	DIN	Dimension	Qty.	Remark
1	000 514 421 1	Sticker		Bewegte Werkz.	1	
2	000 514 250 1	Sticker		Wartungshinweis	1	
3	000 514 525 0	Sticker		Hinweise lesen	1	
4	000 514 614 0	Sticker		Feuerlöscher	1	
5	000 514 231 0	Sticker		Unterlegkeil	1	
6	000 514 064 0	Sticker			1	
7	000 514 209 1	Sticker		Vorsicht Versto	1	
8	000 514 020 0	Sticker		Betriebserlaub.	1	
9	000 640 721 0	Sticker		20 Km/H	1	
10	000 514 398 1	Sticker		Achtung-Zeichen	1	
11	000 514 234 0	Sticker		Schrauben Nachz	1	
12	000 514 481 0	Sticker		Frostschutz	1	



CLAAS SPARE PARTS LIST

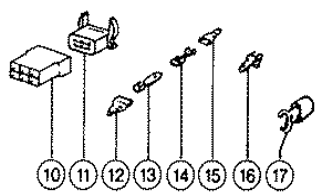
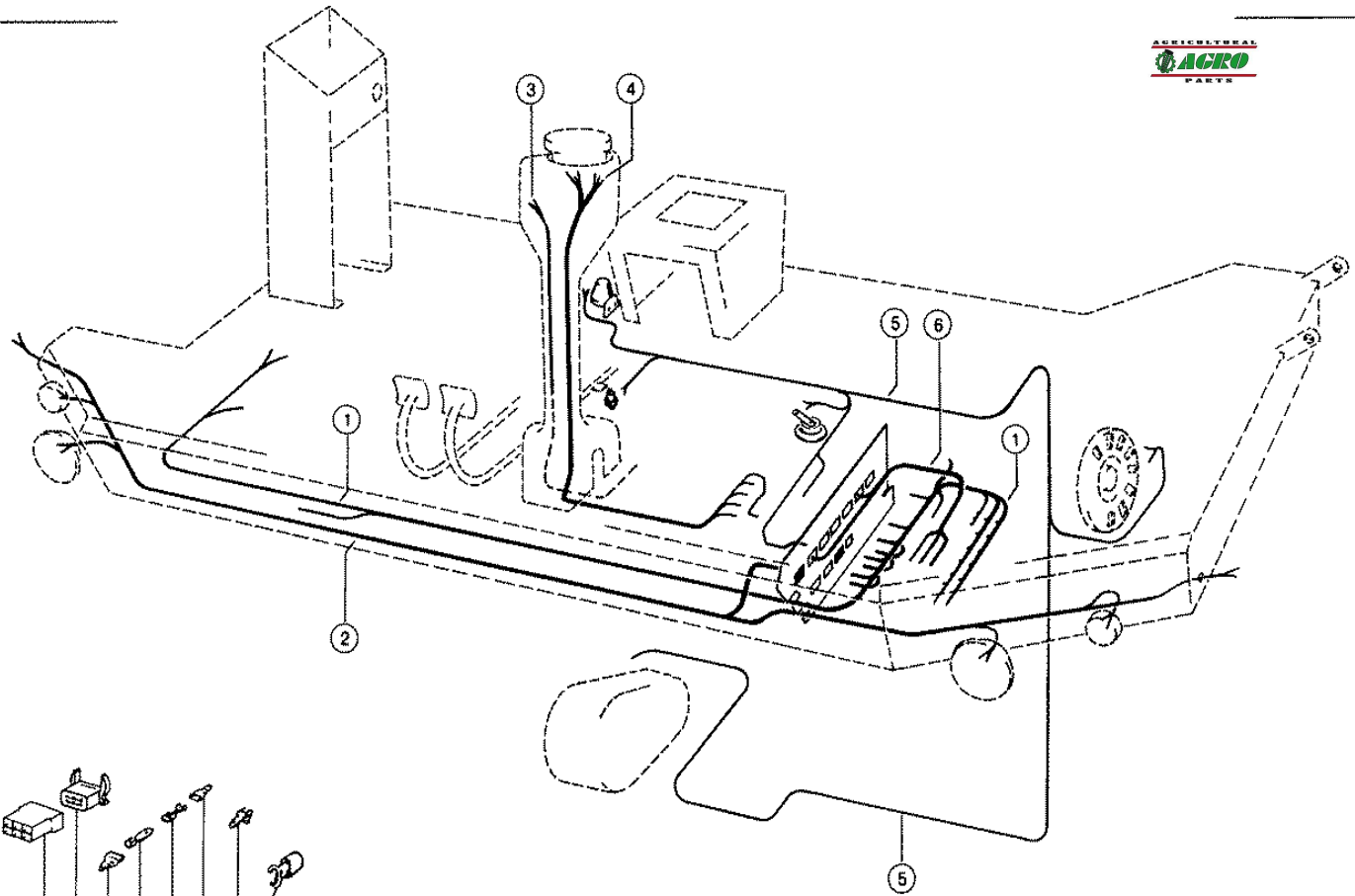
12.01.2008
Sheet 1
DOMINATOR 38

Characteristic: **WIRING SCHEMATIC**

Illustration: **058**



Pos.	Part-No.	Description	DIN	Dimension	Qty.	Remark
1	000 727 038 0	Wiring loom			1	for motor
2	000 604 137 1	Wiring loom			1	for combined instrument guage
3	000 604 020 1	Wiring loom			1	lighting, to the front
4	000 604 023 0	Wiring loom			1	drive, threshing drum
6	000 233 795 0	Flat plug housing		6,3 2-Polig	N.B	
6	000 178 767 0	Flat plug housing		6,3 4-Polig	N.B	
6	000 178 769 0	Flat plug housing		6,3 6-Polig	N.B	
6	000 178 771 0	Flat plug housing		6,3 8-Polig	N.B	
7	000 233 794 0	Plug-in sleeve		2-Polig	N.B	
7	000 178 766 0	Plug-in sleeve		6,3 4-Polig	N.B	
7	000 178 768 0	Plug-in sleeve		6,3 6-Polig	N.B	
7	000 178 770 0	Plug-in sleeve		6,3 8-Polig	N.B	
8	000 233 784 0	Flat plug housing		1polig	N.B	
9	000 178 762 0	Flat plug	D46343	B6,3-2,5	N.B	
10	000 178 761 0	Plug-in sleeve		6,3-2,5	N.B	
11	000 178 774 0	Plug-in sleeve		6,3	N.B	
12	000 755 647 0	Distributor		6,3x0,8	N.B	
13	000 233 785 0	Connector		2 Polig	2	Tachometer
14	000 604 010 0	Wiring loom			1	at speed-log monitor
15	000 604 009 3	Wiring loom			1	Main distr.box

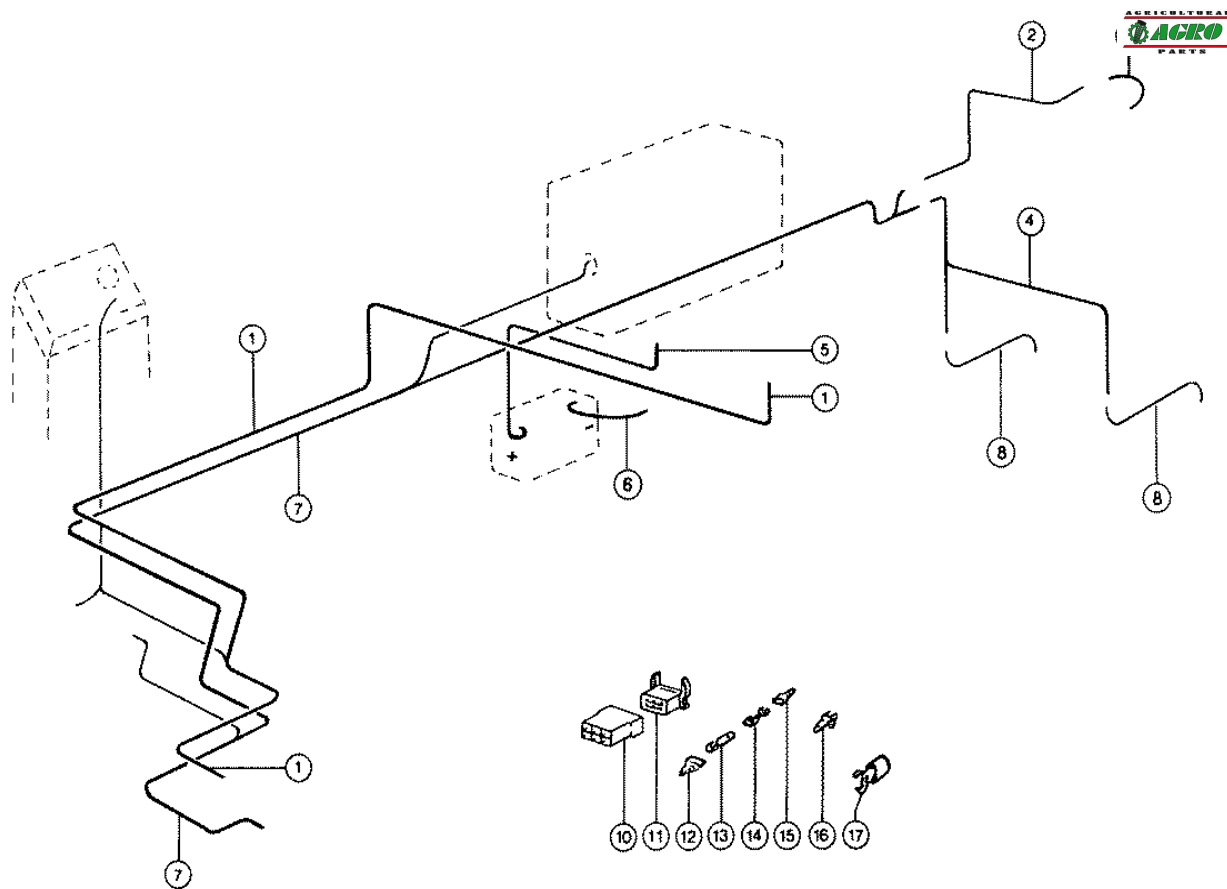


Characteristic: **WIRING SCHEMATIC**

Illustration: **058A**



Pos.	Part-No.	Description	DIN	Dimension	Qty.	Remark
1	000 727 101 1	Wiring loom			1	Central electric
2	000 727 115 0	Wiring loom			1	lighting, to the front
3	000 604 071 0	Wiring loom			1	starter interlock
4	000 727 104 1	Wiring loom			1	Steering column
5	000 727 144 0	Wiring loom			1	speed monitoring from No. 15201440
5	000 727 102 0	Wiring loom			1	to No. 15201439
6	000 727 113 0	Wiring loom			1	testing the function
10	000 233 795 0	Flat plug housing		6,3 2-Polig	N.B	
10	000 178 767 0	Flat plug housing		6,3 4-Polig	N.B	
10	000 178 769 0	Flat plug housing		6,3 6-Polig	N.B	
10	000 178 771 0	Flat plug housing		6,3 8-Polig	N.B	
11	000 233 794 0	Plug-in sleeve		2-Polig	N.B	
11	000 178 766 0	Plug-in sleeve		6,3 4-Polig	N.B	
11	000 178 768 0	Plug-in sleeve		6,3 6-Polig	N.B	
11	000 178 770 0	Plug-in sleeve		6,3 8-Polig	N.B	
12	000 233 784 0	Flat plug housing		1polig	N.B	
13	000 178 762 0	Flat plug	D46343	B6,3-2,5	N.B	
14	000 178 761 0	Plug-in sleeve		6,3-2,5	N.B	
15	000 178 774 0	Plug-in sleeve		6,3	N.B	
16	000 755 647 0	Distributor		6,3x0,8	N.B	
17	000 233 785 0	Connector		2 Polig	1	Tachometer

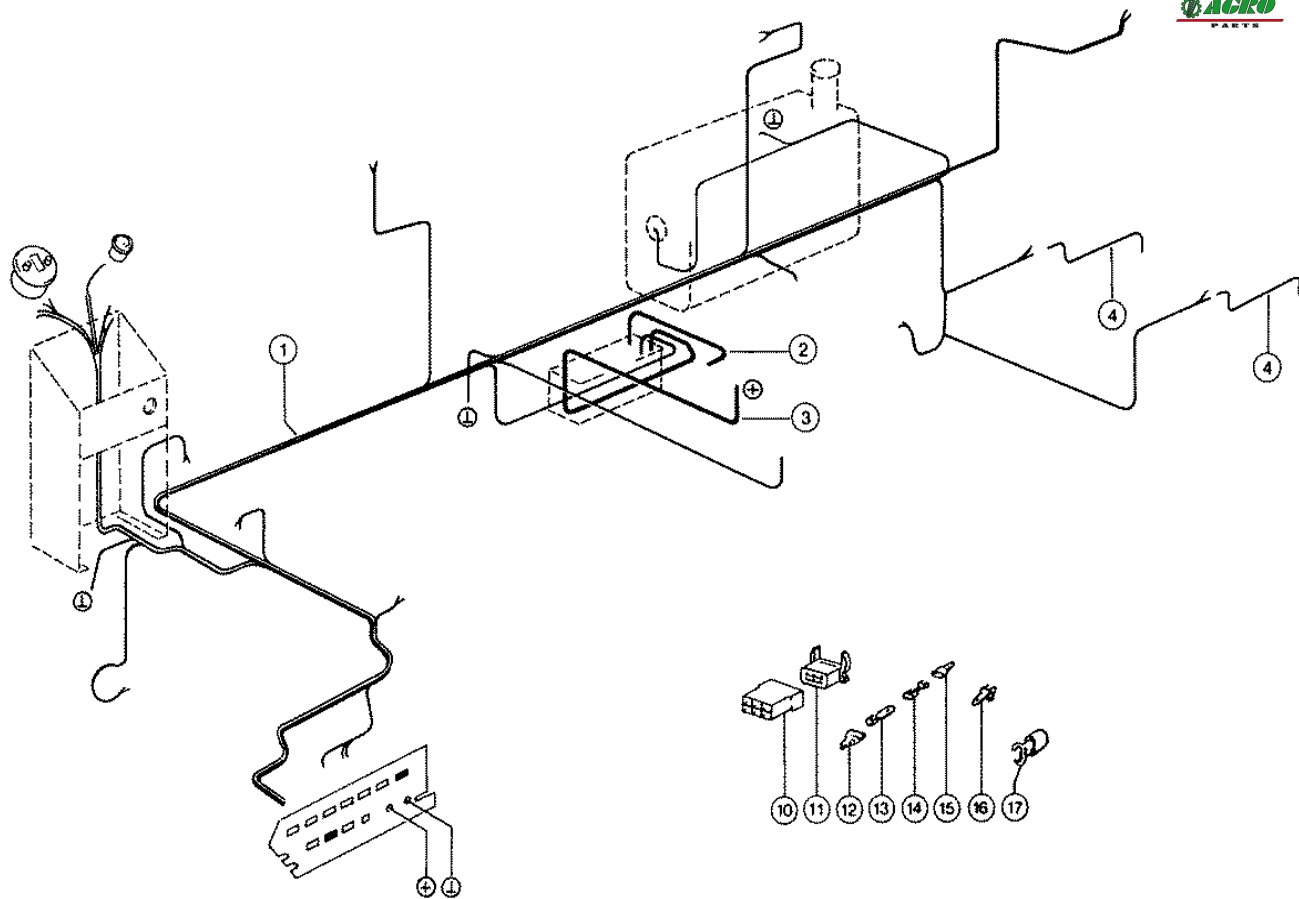


Characteristic: **WIRING SCHEMATIC**

Illustration: **059**



Pos.	Part-No.	Description	DIN	Dimension	Qty.	Remark
1	000 727 038 0	Wiring loom			1	for motor
2	000 727 039 0	Wiring loom			1	warning signal from No. 15200620
2	000 604 036 1	Wire		1 qmm 2600lg	1	warning signal to No. 15200619
3	000 755 689 0	Wire			1	ground (100 long)
4	000 727 037 0	Wiring loom			1	lighting to the rear
5	000 659 544 1	Battery cable +		90qmm 3350lg	1	
6	000 755 512 0	Battery cable -		70qmm 460lg	1	ground
7	000 727 039 0	Wiring loom			1	basic machine from No. 15200620
7	000 727 036 0	Wiring loom			1	basic machine to No. 15200619
8	000 727 040 1	Wiring loom			2	
10	000 233 795 0	Flat plug housing		6,3 2-Polig	N.B	
10	000 178 767 0	Flat plug housing		6,3 4-Polig	N.B	
10	000 178 769 0	Flat plug housing		6,3 6-Polig	N.B	
10	000 178 771 0	Flat plug housing		6,3 8-Polig	N.B	
11	000 233 794 0	Plug-in sleeve		2-Polig	N.B	
11	000 178 766 0	Plug-in sleeve		6,3 4-Polig	N.B	
11	000 178 768 0	Plug-in sleeve		6,3 6-Polig	N.B	
11	000 178 770 0	Plug-in sleeve		6,3 8-Polig	N.B	
12	000 233 784 0	Flat plug housing		1polig	N.B	
13	000 178 762 0	Flat plug	D46343	B6,3-2,5	N.B	
14	000 178 761 0	Plug-in sleeve		6,3-2,5	N.B	
15	000 178 774 0	Plug-in sleeve		6,3	N.B	
16	000 755 647 0	Distributor		6,3x0,8	N.B	
17	000 233 785 0	Connector		2 Polig	N.B	Tachometer

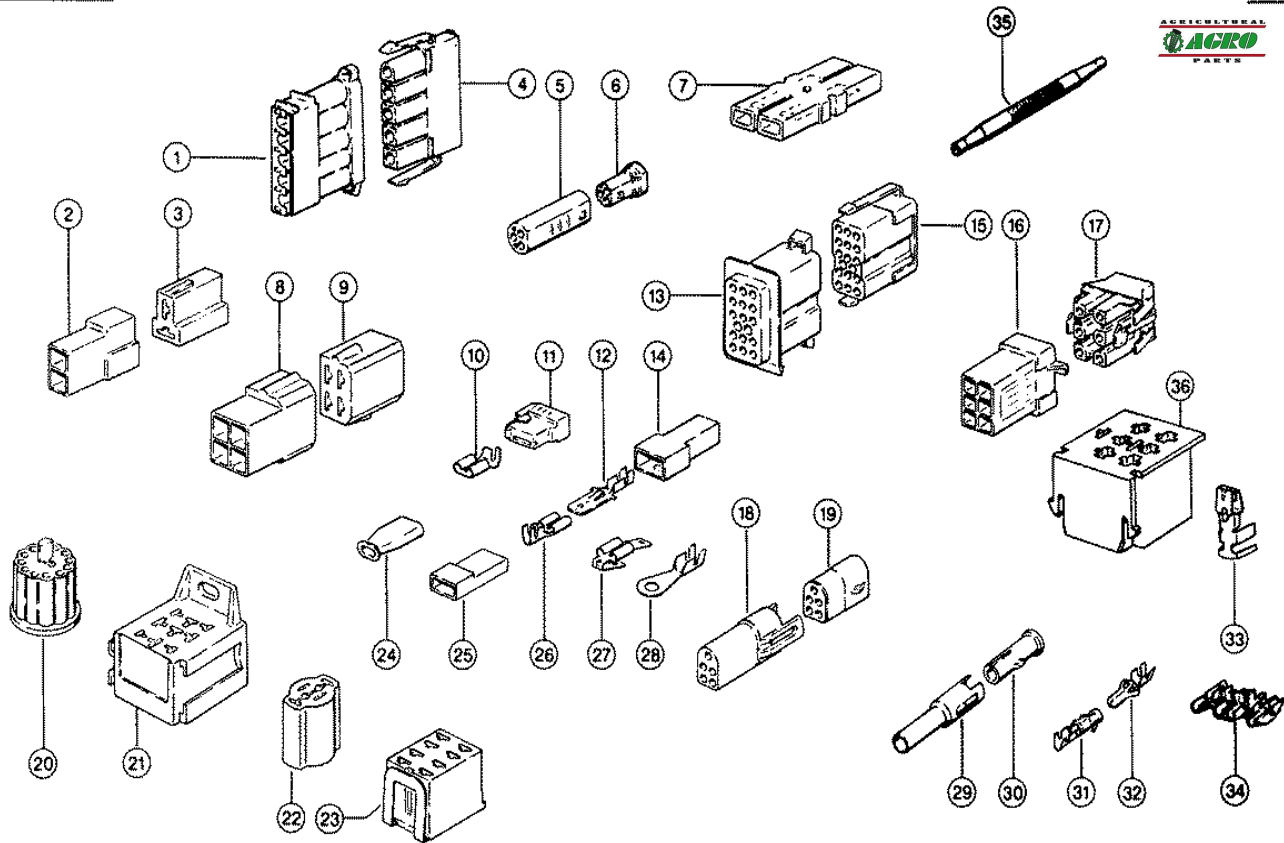


Characteristic: **WIRING SCHEMATIC**

Illustration: **059A**



Pos.	Part-No.	Description	DIN	Dimension	Qty.	Remark
1	000 727 145 3	Main wiring loom		Typ 152-156	1	from No. 15201440
1	000 727 103 1	Main wiring loom		Typ 152-156	1	to No. 15201439
2	000 755 512 0	Battery cable -		70qmm 460lg	1	
3	000 659 544 1	Battery cable +		90qmm 3350lg	1	
4	000 010 109 0	Wiring loom			2	lighting arms
10	000 233 795 0	Flat plug housing		6,3 2-Polig	N.B	
10	000 178 767 0	Flat plug housing		6,3 4-Polig	N.B	
10	000 178 769 0	Flat plug housing		6,3 6-Polig	N.B	
10	000 178 771 0	Flat plug housing		6,3 8-Polig	N.B	
11	000 233 794 0	Plug-in sleeve		2-Polig	N.B	
11	000 178 766 0	Plug-in sleeve		6,3 4-Polig	N.B	
11	000 178 768 0	Plug-in sleeve		6,3 6-Polig	N.B	
11	000 178 770 0	Plug-in sleeve		6,3 8-Polig	N.B	
12	000 233 784 0	Flat plug housing		1polig	N.B	
13	000 178 762 0	Flat plug	D46343	B6,3-2,5	N.B	
14	000 178 761 0	Plug-in sleeve		6,3-2,5	N.B	
15	000 178 774 0	Plug-in sleeve		6,3	N.B	
16	000 755 647 0	Distributor		6,3x0,8	N.B	
17	000 233 785 0	Connector		2 Polig	N.B	Tachometer



Characteristic: **TERMINALS AND CONNECTORS**Illustration: **059B**

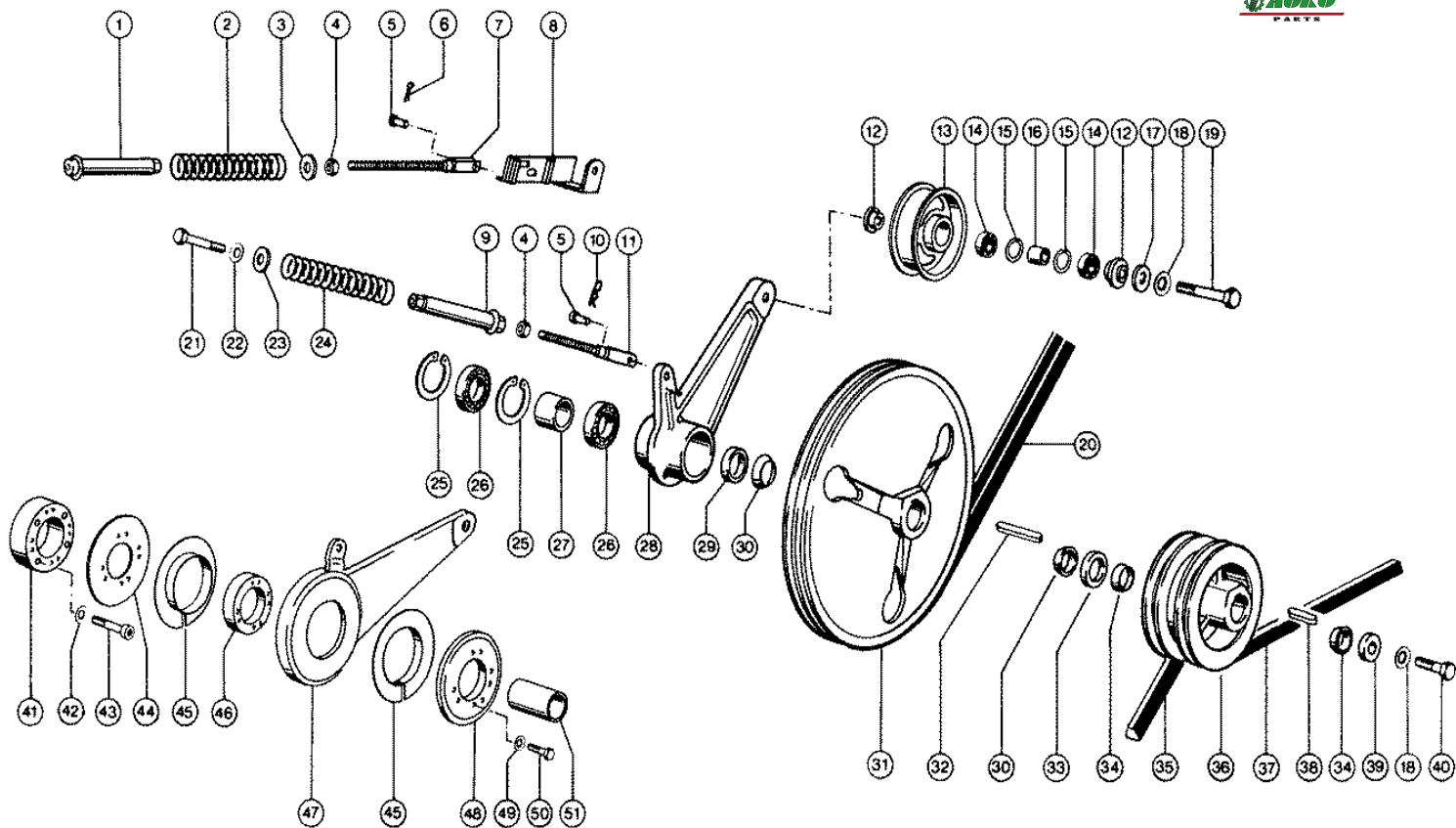
Pos.	Part-No.	Description	DIN	Dimension	Qty.	Remark
1	000 211 765 0	Housing		5 Polig	N.B	
2	000 233 795 0	Flat plug housing		6,3 2-Polig	N.B	
3	000 233 794 0	Plug-in sleeve		2-Polig	N.B	
4	000 211 764 0	Female Connector		5polig	N.B	
5	000 211 780 0	Pin housing		3 Polig	N.B	
6	000 211 777 0	Sleeve housing		3 Polig	N.B	
7	000 658 209 0	Cable connector		2-Polig	N.B	
7	000 658 362 0	Cable connector		1-2 Polig	N.B	
7	000 671 439 0	Cable connector		3-Polig	N.B	
7	000 658 208 0	Cable connector		4-Polig	N.B	
8	000 178 767 0	Flat plug housing		6,3 4-Polig	N.B	
8	000 178 769 0	Flat plug housing		6,3 6-Polig	N.B	
8	000 178 771 0	Flat plug housing		6,3 8-Polig	N.B	
9	000 178 766 0	Plug-in sleeve		6,3 4-Polig	N.B	
9	000 178 768 0	Plug-in sleeve		6,3 6-Polig	N.B	
9	000 178 770 0	Plug-in sleeve		6,3 8-Polig	N.B	
10	000 233 791 0	Plug-in sleeve		6,3-1,5	N.B	
11	000 211 991 0	Isolating sleeve			N.B	
12	000 178 762 0	Flat plug	D46343B	B6,3-2,5	N.B	
12	000 178 764 0	Flat plug	D46343B	B6,3-6	N.B	
12	000 233 786 0	Flat plug	D46248A	A 6,3-1	N.B	
13	000 211 766 0	Male Connector		17polig	N.B	
14	000 233 784 0	Flat plug housing		1polig	N.B	
15	000 211 763 0	Female Connector		17polig	N.B	
16	000 211 787 0	Plug housing		6 Polig	N.B	
16	000 211 785 0	Plug housing		9 Polig	N.B	
16	000 010 312 0	Guide insert		9 Polig	N.B	for 211785.0
16	000 211 786 0	Plug housing		12 Polig	N.B	
16	000 010 311 0	Guide insert		12 Polig	N.B	for 211786.0
16	000 211 784 0	Plug housing		15 Polig	N.B	
16	000 010 310 0	Guide insert		15 Polig	N.B	for 211784.0
16	000 211 994 0	Housing		3polig F.Stifte	N.B	
17	000 211 759 0	Female Connector		6polig	N.B	
17	000 211 760 0	Female Connector		9polig	N.B	
17	000 211 761 0	Female Connector		12polig	N.B	
17	000 211 762 0	Female Connector		15polig	N.B	
17	000 211 993 0	Housing		3polig	N.B	
18	000 211 995 0	Plug housing		5 Polig	N.B	
18	000 211 781 0	Pin housing			N.B	
19	000 211 996 0	Sleeve housing		5polig F.Hülse	N.B	
19	000 211 778 0	Sleeve housing		3 Polig	N.B	
20	000 233 796 0	Amp box		12 Polig	N.B	
21	000 211 815 0	Relay socket			N.B	
22	000 211 992 0	Plug housing		4polig 6,3	N.B	
23	000 211 997 0	Plug housing			N.B	
24	000 178 774 0	Plug-in sleeve		6,3	N.B	
25	000 239 447 0	Isolating sleeve		6,3	N.B	
26	000 178 763 0	Plug-in sleeve	D46340B	B6,3-6	N.B	
26	000 178 761 0	Plug-in sleeve		6,3-2,5	N.B	
26	000 238 763 0	Plug-in sleeve	D46247	6,3x0,8 - 1,5	N.B	
27	000 755 647 0	Distributor		6,3x0,8	N.B	
27	000 624 769 0	Distributor			N.B	
28	000 211 271 0	Ring tongue	D46225A	A 6-1	N.B	
28	000 211 274 0	Ring tongue	D46225A	A 8-2,5	N.B	

Characteristic: **TERMINALS AND CONNECTORS**

Illustration: **059B**



Pos.	Part-No.	Description	DIN	Dimension	Qty.	Remark
28	000 211 276 0	Ring tongue	D46225	A10-2,5	N.B	
29	000 211 783 0	Plug housing		1 Polig	N.B	
30	000 211 776 0	Housing		1 Polig	N.B	
31	000 211 768 0	Round plug sleeve		D1,6 0,75-1,5	N.B	
31	000 211 767 0	Round plug sleeve		D1,6 1,5-2,5	N.B	
31	000 211 769 0	Round plug sleeve		D3,5 1,5-2,5	N.B	
31	000 211 770 0	Round plug sleeve		D3,5 2,5-6,0	N.B	
32	000 211 774 0	Round plug pin		D1,6 0,75-1,5	N.B	
32	000 211 775 0	Round plug pin		D1,6 1,5-2,5	N.B	
32	000 211 771 0	Round plug pin		D3,5 0,5-1,0	N.B	
32	000 211 772 0	Round plug pin		D3,5 1,5-2,5	N.B	
32	000 211 773 0	Round plug pin		D3,5 2,5-6,0	N.B	
33	000 211 791 0	Flat spring cont.		6,3 0,5-1,0	N.B	for central electrics
33	000 211 792 0	Flat spring cont.		6,3 1,5-2,5	N.B	for central electrics
33	000 211 793 0	Flat spring cont.		6,3 2,5-4,0	N.B	for central electrics
33	000 211 794 0	Flat spring cont.		6,3 4,0-6,0	N.B	for central electrics
34	000 658 170 0	Tube connection			N.B	
35	000 181 979 0	Mounting sleeve			1	for snap-in receptacle

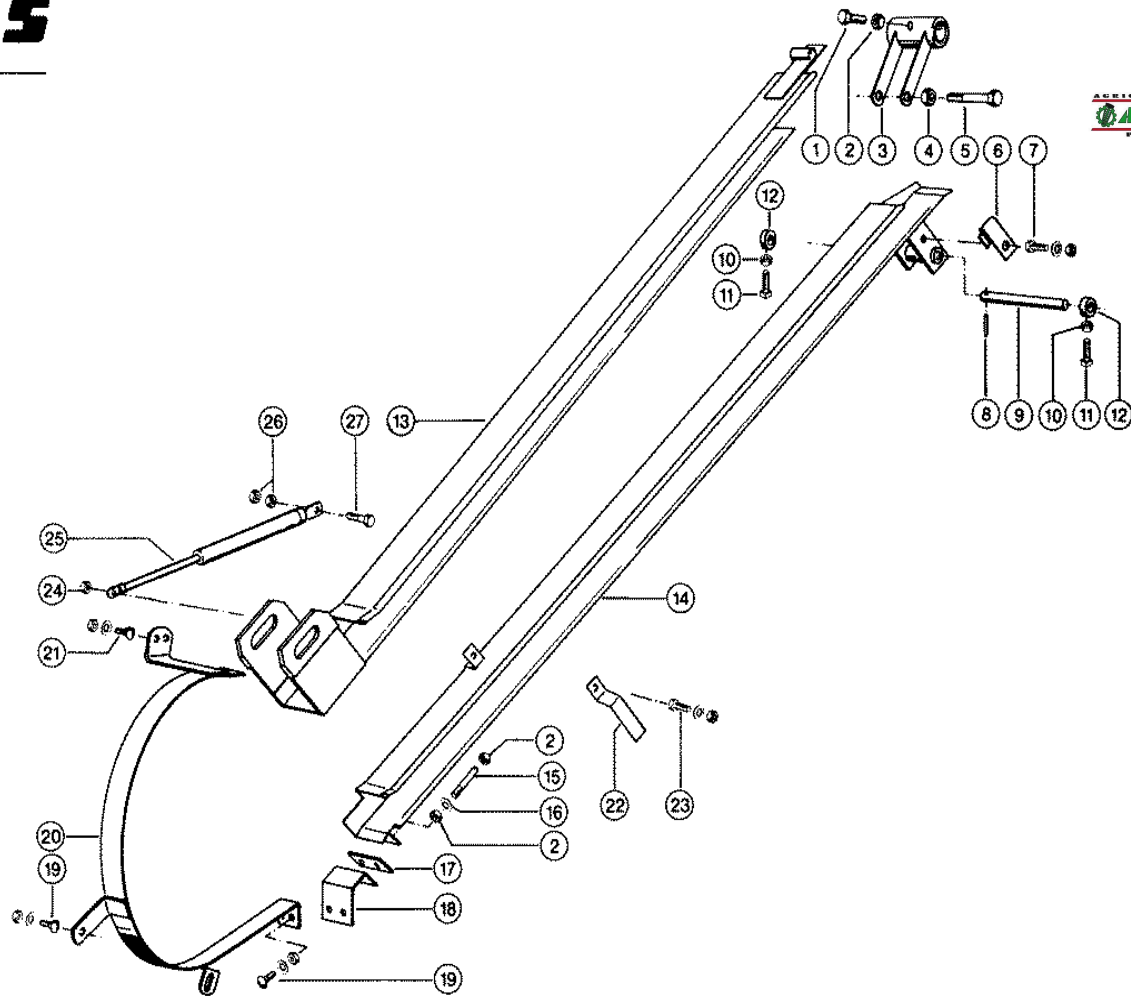


Characteristic: **THRESHING MECHANISM DRIVE**

Illustration: **060**



Pos.	Part-No.	Description	DIN	Dimension	Qty.	Remark
1	000 629 572 1	Spring guide			1	No. 15200320-15201439
2	000 702 506 0	Compress.spring		4,25x 32,5x270	1	No. 15200320-15201439
3	000 234 377 0	Washer		13 X 40 X6	1	No. 15200320-15201439
4	000 236 172 0	Hexagonal nut	Iso4032	M12	2	No. 15200320-15201439
5	000 632 133 0	Pin		B10a12x 28	1	(2) from No. 15200320
6	000 235 089 0	Split pin	I1234	4 X 22	1	No. 15200320-15201439
7	000 629 609 0	Threaded fork			1	No. 15200320-15201439
8	000 726 701 0	Support			1	No. 15200320-15201439
9	000 724 103 1	Spring guide			1	
10	000 665 666 0	Spring clip		3 X 77	1	from No. 15200320
-	000 235 089 0	Split pin	I1234	4 X 22	1	to No. 15200319
-	000 238 292 0	Washer		10,5x 22 X1	1	to No. 15200319
11	000 724 297 0	Threaded fork			1	
12	000 724 120 1	Guide piece		48h9x24	2	
13	000 724 223 0	Tension roll ass		D 185 mm	1	
14	000 239 463 0	Grvd.ball bearing		6203-2rs*-C3	2	
15	000 235 179 0	Circlip	D472	40x1,75	2	
16	000 724 134 0	Spacer bush		17,2x15,7x25h9	1	
17	000 234 367 0	Washer		17 X 42 X4	1	
18	000 239 391 0	Contact washer		A16	2	
19	000 724 294 0	Hexagonal screw	Iso4014	M16x130-Pc	1	
20	000 724 101 0	Power band belt			1	
21	000 244 420 0	Hexagonal screw	Iso4017	M12x130	1	
22	000 239 389 0	Contact washer		A12	1	
23	000 233 575 0	Washer		13 X 40 X3	1	
24	000 629 579 0	Compress.spring		5,6 X 36 X272	1	
25	000 235 187 0	Circlip	D472	75x2,5	2	from No. 15200320
26	000 238 539 0	Grvd.ball bearing		6009-2rs*	2	from No. 15200320
27	000 724 336 0	Spacer bush		45,2x56x45	1	from No. 15200320
28	000 724 335 0	Tens.roll holder			1	from No. 15200320
29	000 724 337 0	Spacer ring		45,2x56x5	1	from No. 15200320
30	000 629 047 2	Tapered ring		D 45 X13	2	
31	000 724 122 0	V-belt pulley		D500	1	
32	000 671 007 0	Parallel key	D6885	A 14x 9x 80	1	
33	000 629 234 0	Washer			1	
34	000 629 046 1	Tapered ring		D 40 X13	2	
35	000 724 339 0	V-belt			1	from No. 15200690
35	000 724 168 0	V-belt			1	to No. 15200689
36	000 724 124 0	V-belt pulley		D213,6x97	1	
37	000 724 141 0	V-belt			1	
38	000 105 235 0	Parallel key	D6885	A 12x 8x 45	1	
39	000 629 071 1	Washer		D 48x10	1	
40	000 235 585 0	Hexagonal screw	Iso4017	M16x45	1	
41	000 724 006 0	Screw-on ring		D150x37,5	1	to No. 15200319
42	000 239 389 0	Contact washer		A12	4	to No. 15200319
43	000 237 760 0	Socket head screw	Iso4762	M12x 50	4	to No. 15200319
44	000 603 250 0	Washer		D185x4	1	to No. 15200319
45	000 603 253 0	Synthetic bush		117,1x181,1x4,5	2	to No. 15200319
46	000 603 252 0	Spacer piece		D116h9x14	1	to No. 15200319
47	000 724 063 0	Tens.roll holder			1	to No. 15200319
48	000 603 251 1	Washer		D180x8	1	to No. 15200319
49	000 239 387 0	Contact washer		A 8	8	to No. 15200319
50	000 237 341 0	Hexagonal screw	Iso4014	M 8x45	8	to No. 15200319
51	000 724 140 0	Spacer tube		45,5x60,3x82	1	to No. 15200319



CLAAS SPARE PARTS LIST

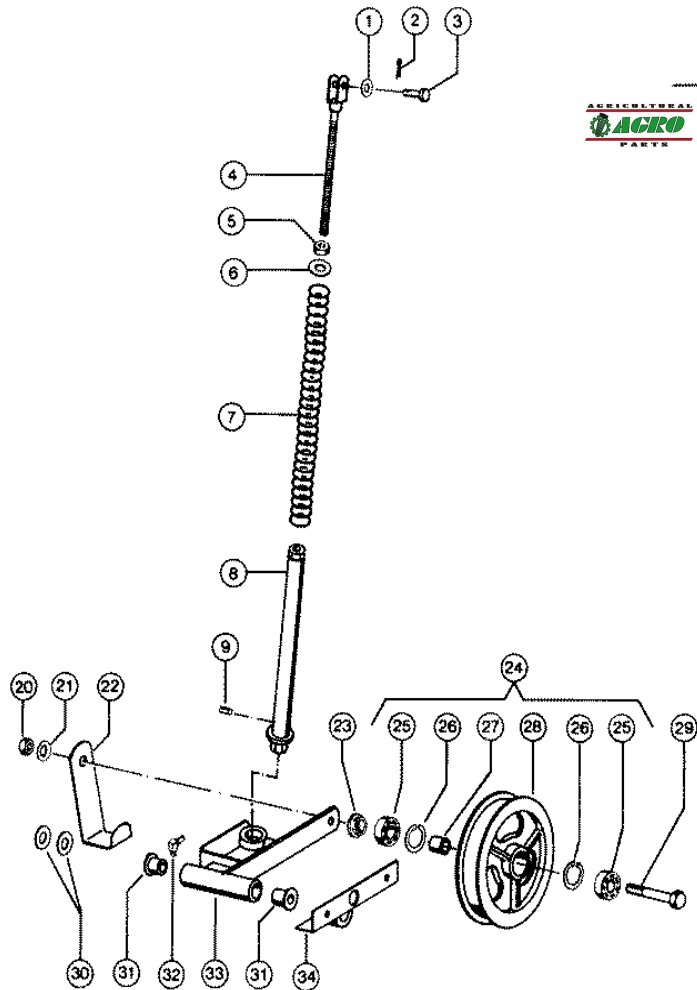
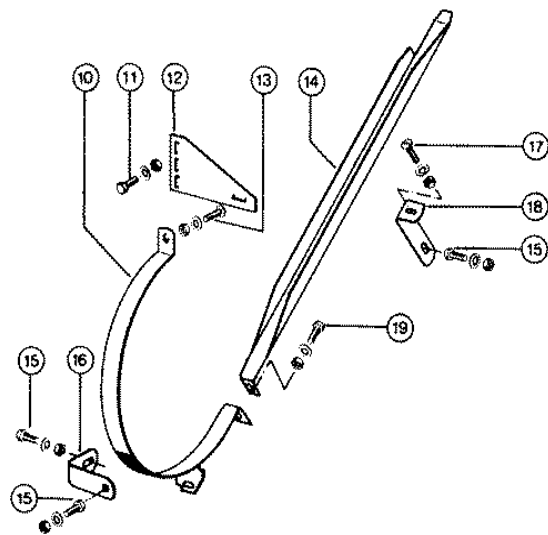
12.01.2008
Sheet 1
DOMINATOR 38

Characteristic: **BELT GUIDE FOR THRESHING MECHANISM DRIVE**

Illustration: **061**



Pos.	Part-No.	Description	DIN	Dimension	Qty.	Remark
1	000 237 384 0	Hexagonal screw	Iso4017	M10x25-Cp-Sw13	2	
2	000 236 171 0	Hexagonal nut	Iso4032	M10	6	
3	000 724 117 1	Support			1	
4	000 238 234 0	Securing nut	Iso7042	M12	1	
5	000 235 559 0	Hexagonal screw	Iso4014	M12x75	1	
6	000 724 105 0	Guide strap			1	
7	000 237 439 0	Hexagonal screw	Iso4017	M08x16	1	
7	000 236 170 0	Hexagonal nut	Iso4032	M8	1	
7	000 239 387 0	Contact washer		A 8	1	
8	000 948 000 5	Tensioning pin	I8752	W.Ers.D 9480006	1	
9	000 724 071 0	Pin		16h9x150	1	
10	000 236 170 0	Hexagonal nut	Iso4032	M8	2	
11	000 236 981 0	Square bolt	D479	m 8x 18 Rs	2	
12	000 710 764 1	Adjusting ring		D30x12	2	
13	000 724 110 2	Guard box			1	
14	000 724 115 1	Guard box			1	
15	000 653 530 0	Pin		D 10x 80mm	2	
16	000 239 388 0	Contact washer		A10	2	
17	000 653 528 0	Guide plate			1	
18	000 724 069 0	Support		3x60x115	1	
19	000 233 503 0	Flat head bolt	Din603	m 8x 25	4	
19	000 236 170 0	Hexagonal nut	Iso4032	M8	4	
19	000 239 387 0	Contact washer		A 8	4	
20	000 724 119 0	Bandage			1	
21	000 236 442 0	Flat head bolt	Din603	m 8x 30	2	
21	000 236 170 0	Hexagonal nut	Iso4032	M8	2	
21	000 239 387 0	Contact washer		A 8	2	
22	000 724 358 0	Support		3x25x84	1	from No. 15200740
23	000 237 439 0	Hexagonal screw	Iso4017	M08x16	1	from No. 15200740
23	000 236 170 0	Hexagonal nut	Iso4032	M8	1	from No. 15200740
23	000 239 387 0	Contact washer		A 8	1	from No. 15200740
24	000 238 132 0	Securing nut	Iso7042	M08	1	from No. 15201440
25	000 622 708 1	Gas spring			1	from No. 15201440
26	000 236 170 0	Hexagonal nut	Iso4032	M8	2	from No. 15201440
27	000 237 341 0	Hexagonal screw	Iso4014	m 8x45	1	from No. 15201440

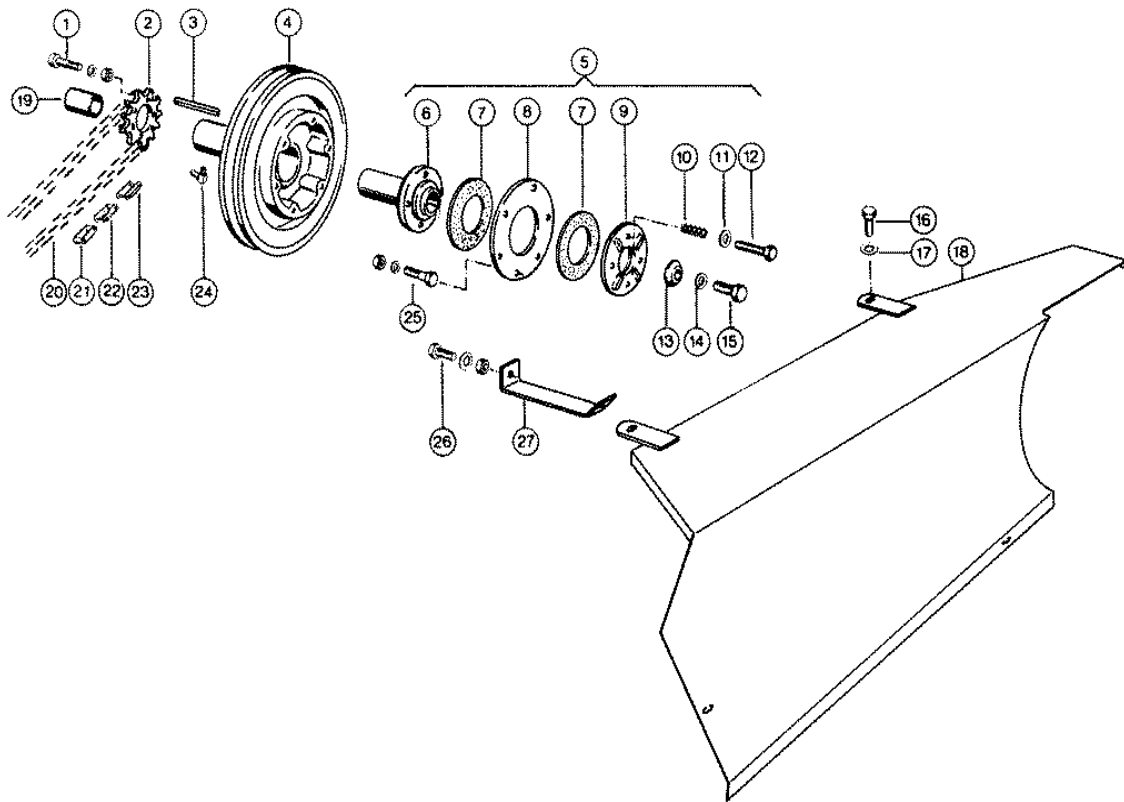


Characteristic: **CUTTERBAR DRIVE**

Illustration: **062**



Pos.	Part-No.	Description	DIN	Dimension	Qty.	Remark
1	000 238 292 0	Washer		10,5x 22 X1	1	
2	000 235 089 0	Split pin	I1234	4 X 22	1	
3	000 632 133 0	Pin		B10a12x 28	1	
4	000 629 609 0	Threaded fork			1	
5	000 236 172 0	Hexagonal nut	Iso4032	M12	1	
6	000 234 377 0	Washer		13 X 40 X6	1	
7	000 724 277 0	Compress.spring		4 X 33x393,5	1	
8	000 603 101 0	Spring guide			1	
9	000 236 552 0	Threaded pin	Iso4029	M10x 8	1	
10	000 724 362 0	Bandage			1	from No. 15201320
10	000 724 352 0	Bandage			1	from 15200690-15201319
10	000 724 279 0	Bandage			1	to No. 15200689
11	000 237 461 0	Hexagonal screw	Iso4017	M12x30	2	
11	000 236 172 0	Hexagonal nut	Iso4032	M12	2	
11	000 239 389 0	Contact washer		A12	2	
12	000 724 361 1	Supporting plate		5x116x182	1	from No. 15201320
12	000 724 258 0	Support			1	to No. 15201319
13	000 234 953 0	Flat head bolt	Din603	m 8x 20x13	1	
13	000 236 170 0	Hexagonal nut	Iso4032	M8	1	
13	000 239 393 1	Contact washer		B 8	1	
14	000 785 194 2	Belt guide		1,5x77x721	1	
15	000 237 442 0	Hexagonal screw	Iso4017	M08x25	3	
15	000 236 170 0	Hexagonal nut	Iso4032	M8	3	
15	000 239 393 1	Contact washer		B 8	4	
16	000 724 260 0	Angle		30x6x154	1	
17	000 236 475 0	Flat head bolt	Din603	m 6x 16x10	1	
17	000 236 169 0	Hexagonal nut	Iso4032	M6	1	
17	000 239 392 0	Contact washer		B 6	1	
18	000 724 281 0	Angle		35x5x156	1	
19	000 237 465 0	Hexagonal screw	Iso4017	M06x16	1	
19	000 236 169 0	Hexagonal nut	Iso4032	M6	1	
19	000 239 386 0	Contact washer		A 6	1	
20	000 236 173 0	Hexagonal nut	Iso4032	M16	1	
21	000 239 391 0	Contact washer		A16	1	
22	000 724 278 0	Belt hook		4x40x214,5	1	
23	000 624 352 0	Spacer window		D32x7	1	
24	000 629 278 1	Tension roll ass		D 221 mm	1	
25	000 237 709 0	Grvd.ball bearing		6203-2rs*	2	
26	000 235 179 0	Circlip	D472	40x1,75	2	
27	000 624 355 0	Spacer ring			1	
28	000 720 792 1	Tension roll		D 200	1	
29	000 235 590 0	Hexagonal screw	Iso4014	M16x70	1	
30	000 236 957 0	Washer		23 X 40 X3	2	
31	000 008 524 0	Bushing		22 X 26 X37	2	
32	000 236 944 0	Grease nipple	Din714	CS 6x1	1	
33	000 724 355 0	Tens.roll holder			1	
34	000 727 442 1	Support			1	

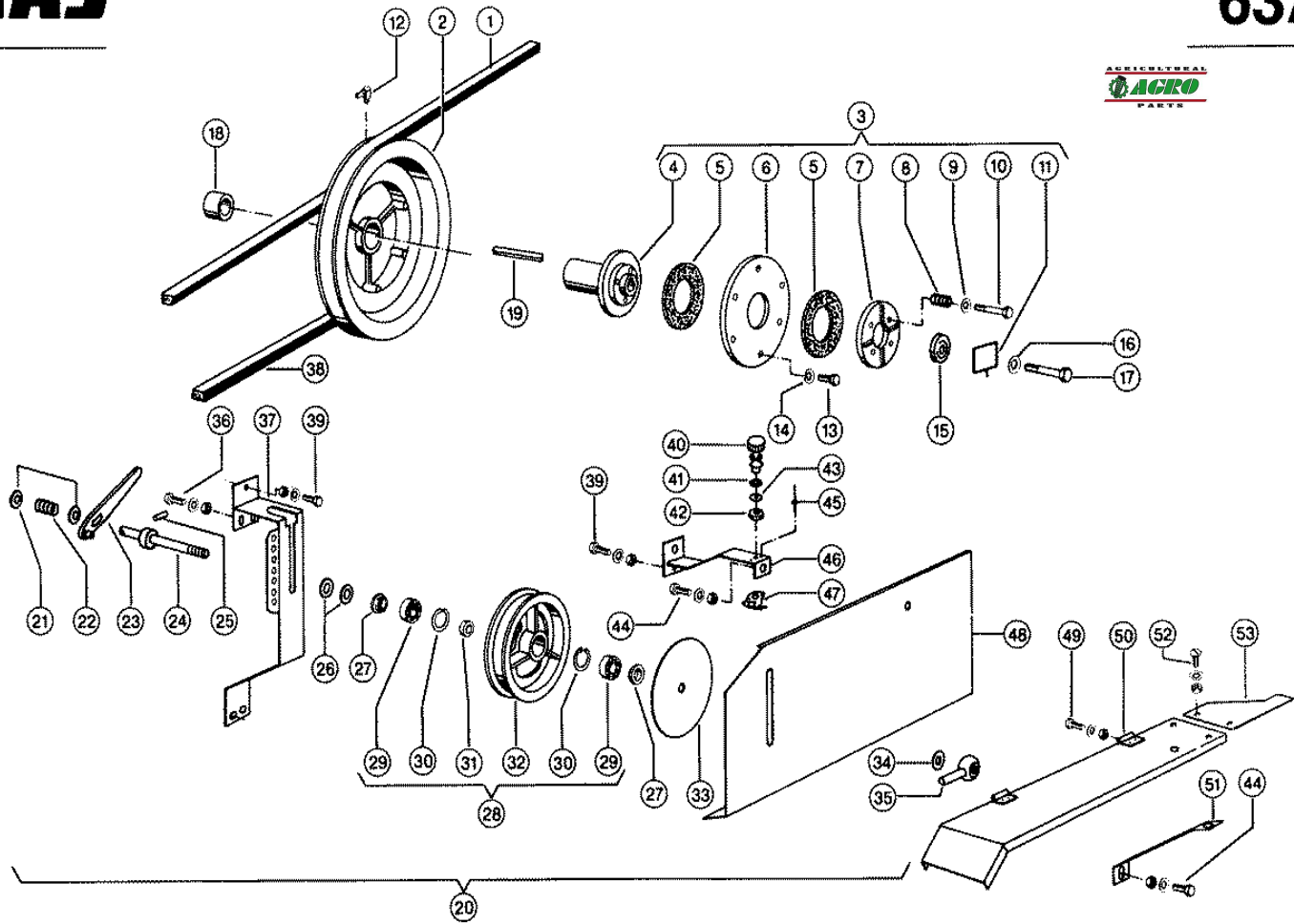


Characteristic: **CUTTERBAR DRIVE, WITH 2,4 M CUTTERBAR**

Illustration: **063**



Pos.	Part-No.	Description	DIN	Dimension	Qty.	Remark
1	000 238 020 0	Socket head screw	Iso4762	m 8x 45	6	
1	000 236 170 0	Hexagonal nut	Iso4032	M8	6	
1	000 235 132 0	Spring washer	D128	Ers.D.235132.1	6	
2	000 724 212 0	Sprocket		222x19,05x13,5	1	
3	000 779 054 0	Parallel key	D6885	A 10x 8x100	1	
4	000 724 126 0	V-belt pulley		D 396 mm	1	
5	000 724 209 1	Slip clutch		S	1	
6	000 724 210 1	Clutch hub		D135x120	1	
7	000 619 510 1	Brake lining			2	
8	000 724 211 0	Clutch plate		D230x7	1	
9	000 629 217 0	Cover			1	
10	000 774 108 0	Compress.spring		3,5 X 14 X 16	4	
11	000 236 912 2	Washer	Din125	8,4	4	
12	000 238 128 0	Hexagonal screw	Iso4017	M08x45-Sk	4	
12	000 201 112 0	Securing wire	D177	1,6	1	(300 long)
13	000 671 079 0	Washer		D40x8	1	
14	000 235 134 1	Spring washer		12	1	
15	000 237 462 0	Hexagonal screw	Iso4017	M12x40	1	
16	000 236 200 0	Hexagonal screw	Iso4017	M08x20	3	
17	000 239 393 1	Contact washer		B 8	3	
18	000 727 280 0	Guard			1	
19	000 727 208 0	Spacer bush			1	
20	000 727 237 0	Roller chain		19,05 t 141ro	1	
21	000 002 864 0	Chain inner link		19,05x13,5	N.B	
22	000 002 859 0	Chain Lock Bend.		19,05x13,5	N.B	
23	000 002 858 0	Chain Lock Str.		19,05x13,5	N.B	
24	000 236 943 0	Grease nipple	Din7142	As 6x1	1	from No. 15201440
24	000 236 942 0	Grease nipple	D71412	As 6x1	1	to No. 15201439
25	000 237 340 0	Hexagonal screw	Iso4014	M08x40	6	
25	000 236 170 0	Hexagonal nut	Iso4032	M8	6	
25	000 235 132 0	Spring washer	D128	Ers.D.235132.1	6	
26	000 237 439 0	Hexagonal screw	Iso4017	M08x16	1	
26	000 236 170 0	Hexagonal nut	Iso4032	M8	1	
26	000 239 393 1	Contact washer		B 8	1	
27	000 727 273 0	Support			1	



CLAAS SPARE PARTS LIST

12.01.2008
Sheet 1
DOMINATOR 38

Characteristic: **CUTTERBAR DRIVE**

Illustration: **063A**



Pos.	Part-No.	Description	DIN	Dimension	Qty.	Remark
1	000 724 339 0	V-belt			1	from No. 15200690
1	000 724 168 0	V-belt			1	to No. 15200689
2	000 724 349 1	V-belt pulley			1	from No. 15200690
2	000 724 125 0	V-belt pulley			1	to No. 15200689
3	000 724 209 1	Slip clutch		S	1	
4	000 724 210 1	Clutch hub		D135x120	1	
5	000 619 510 1	Brake lining			2	
6	000 724 211 0	Clutch plate		D230x7	1	
7	000 629 217 0	Cover			1	
8	000 774 108 0	Compress.spring		3,5 X 14 X 16	4	
9	000 236 912 2	Washer	Din125	8,4	4	
10	000 238 128 0	Hexagonal screw	Iso4017	M08x45-Sk	4	
11	000 201 112 0	Securing wire	D177	1,6	N.B	
12	000 236 943 0	Grease nipple	Din7141	2s 6x1	1	from No. 15201440
12	000 236 942 0	Grease nipple	D71412	As 6x1	1	to No. 15201439
13	000 237 442 0	Hexagonal screw	Iso4017	M08x25	6	
14	000 239 387 0	Contact washer		A 8	6	
15	000 671 079 0	Washer		D40x8	1	
16	000 239 389 0	Contact washer		A12	1	
17	000 237 462 0	Hexagonal screw	Iso4017	M12x40	1	
18	000 603 677 1	Spacer tube		D40x28	1	from No. 15201440
18	000 727 159 0	Spacer bush			1	to No. 15201439
19	000 779 054 0	Parallel key	D6885	A 10x 8x100	1	
20	000 724 088 0	Tensioner		S	1	
21	000 236 948 0	Washer		16,5x28 X1,5	2	
22	000 633 166 0	Compress.spring		2,75x21,25x 50	1	
23	000 701 521 0	Clamping lever			1	
24	000 701 529 1	Pin			1	
25	000 236 968 0	Tensioning pin	Iso8752	24 X 24	1	
26	000 236 953 0	Washer		18,5x 33 X1	2	
27	000 624 352 0	Spacer window		D32x7	2	
28	000 629 278 1	Tension roll ass		D 221 mm	1	
29	000 237 709 0	Grvd.ball bearing		6203-2rs*	2	
30	000 235 179 0	Circlip	D472	40x1,75	2	
31	000 624 355 0	Spacer ring			1	
32	000 720 792 1	Tension roll		D 200	1	
33	000 724 213 0	Cover disc		D 17,5xd 180x1	1	
34	000 239 391 0	Contact washer		A16	1	
35	000 502 606 0	Toggle nut	D99	N 125 M16	1	
36	000 237 442 0	Hexagonal screw	Iso4017	M08x25	1	
36	000 236 170 0	Hexagonal nut	Iso4032	M8	1	
36	000 239 393 1	Contact washer		B 8	1	
37	000 727 266 0	Support			1	
38	000 724 301 0	V-belt			1	
39	000 236 200 0	Hexagonal screw	Iso4017	M08x20	3	
39	000 236 170 0	Hexagonal nut	Iso4032	M8	3	
39	000 239 393 1	Contact washer		B 8	3	
40	000 725 804 0	Pin			1	
41	000 238 166 1	Washer		9,5x 17 X1,5	2	
42	000 725 777 0	Retaining ring		D 13x4	1	
43	000 725 776 0	Sealing washer		D 18x2	2	
44	000 237 439 0	Hexagonal screw	Iso4017	M08x16	3	
44	000 236 170 0	Hexagonal nut	Iso4032	M8	3	
44	000 239 387 0	Contact washer		A 8	3	

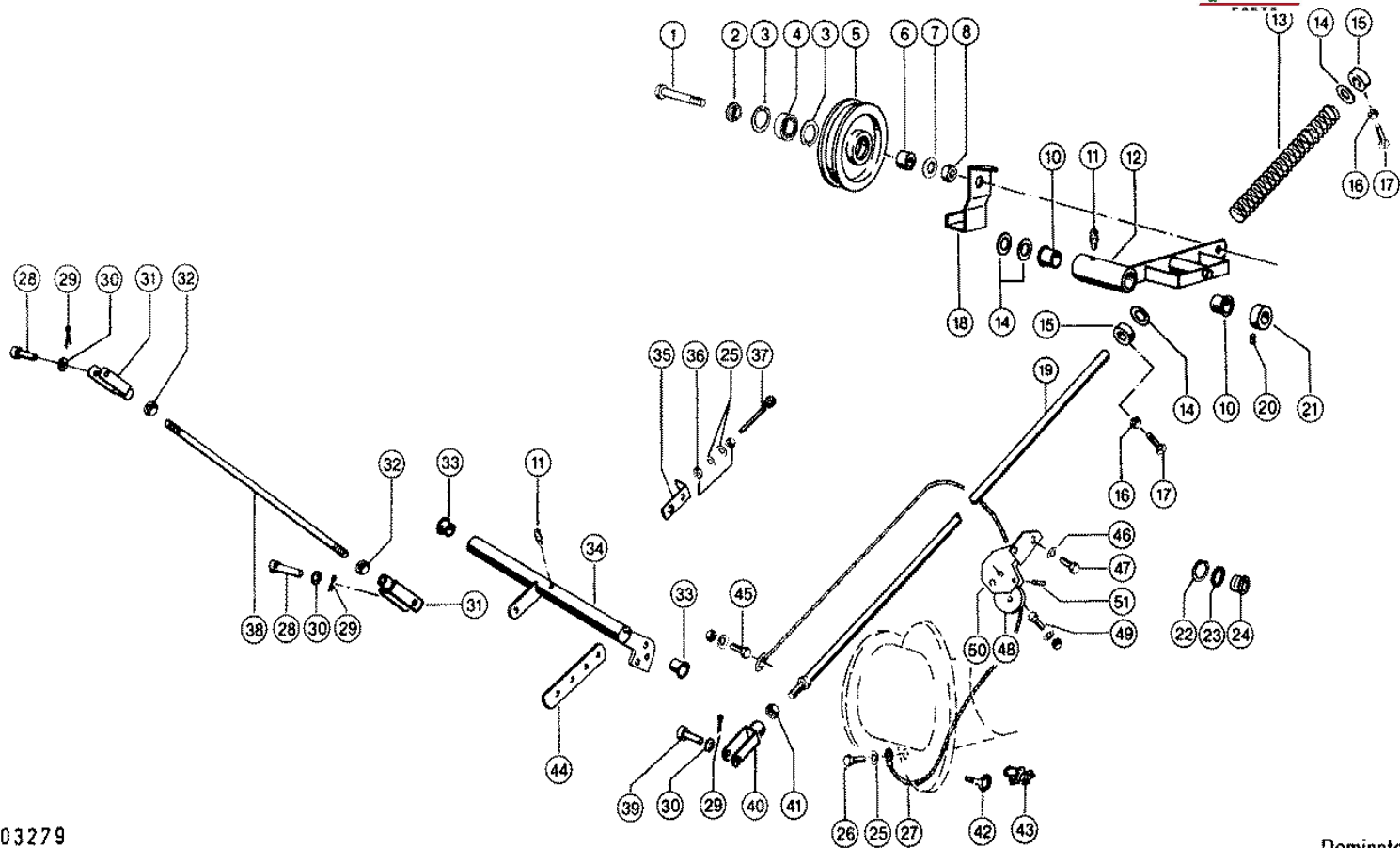
Characteristic: **CUTTERBAR DRIVE**

Illustration: **063A**



Pos.	Part-No.	Description	DIN	Dimension	Qty.	Remark
45	000 236 701 1	Rivet	Din7337	A 3,2x 6	2	
46	000 727 284 0	Support			1	
47	000 725 778 0	Spring clip			1	
48	000 727 177 1	Guard plate		1x456x678	1	
49	000 239 012 0	Hexagonal screw	Iso4017	m 5x12	2	
49	000 237 216 0	Hexagonal nut	Iso4032	M5	2	
49	000 239 386 0	Contact washer		A 6	2	
50	000 727 283 2	Cover			1	
51	000 701 373 2	Bracket		30x6,0x250	1	
52	000 665 564 1	Flat head bolt		m 6x 12	2	from No. 15201440
52	000 236 169 0	Hexagonal nut	Iso4032	M6	2	from No. 15201440
52	000 239 386 0	Contact washer		A 6	2	from No. 15201440
53	000 728 176 0	Cover plate		1x205x166	1	from No. 15201440

AGRICULTURAL
AGRO
PARTS



Characteristic: **TENSIONER FOR GRAIN TANK DRIVE BELT**

Illustration: **064**



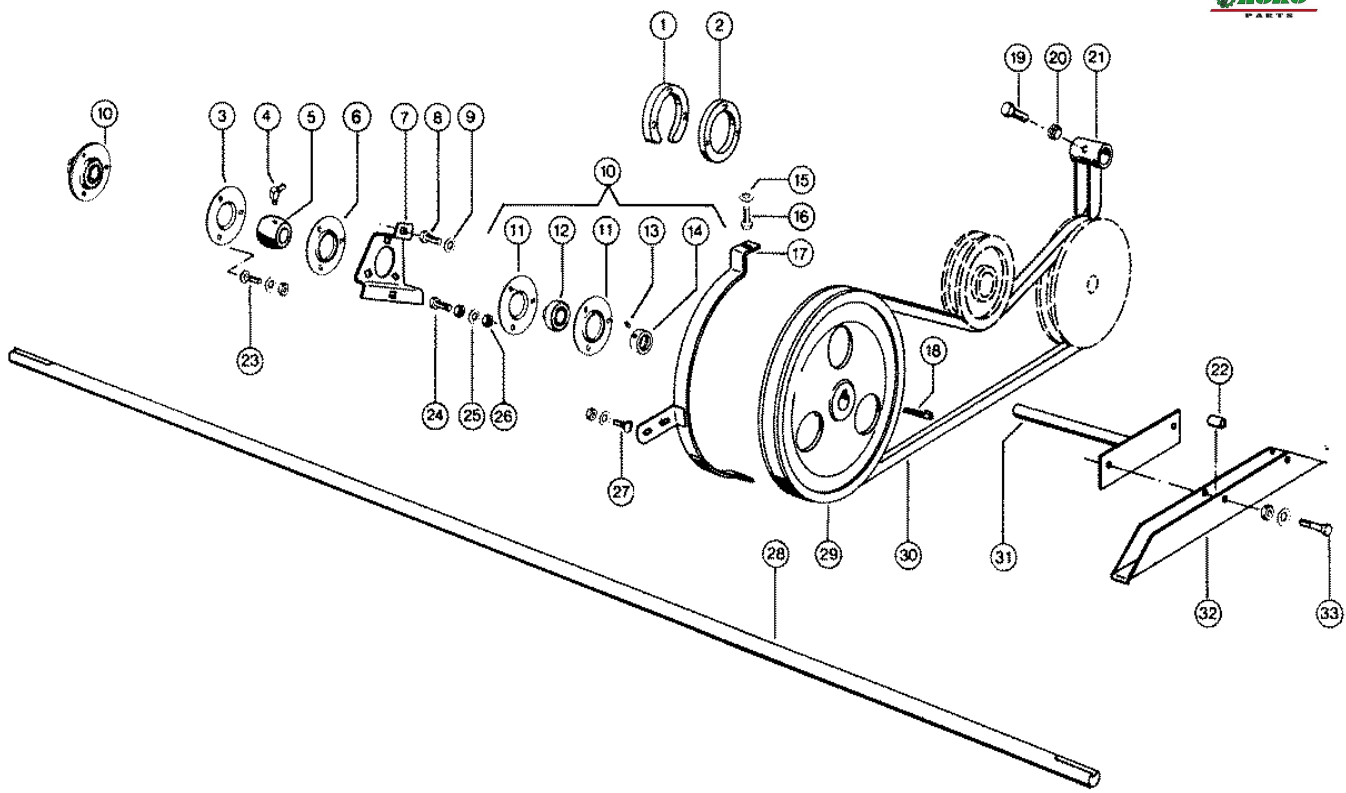
Pos.	Part-No.	Description	DIN	Dimension	Qty.	Remark
1	000 238 931 0	Fitting screw	D7968	W.Ers.D.2161420	1	
2	000 624 352 0	Spacer window		D32x7	1	
3	000 235 181 0	Circlip	D472	47x1,75	2	(1)
4	000 239 434 0	Grvd.ball bearing		6303-2rs* Dduc	1	
5	000 724 032 1	Tension roll		D 150	1	
6	000 724 171 0	Spacer tube			1	
7	000 239 391 0	Contact washer		A16	1	
8	000 236 173 0	Hexagonal nut	Iso4032	M16	1	
10	000 008 524 0	Bushing		22 X 26 X37	2	
11	000 236 942 0	Grease nipple	D71412	As 6x1	2	
12	000 724 151 0	Tens.roll holder			1	
13	000 724 351 0	Compress.spring		3,2 X 21,5x145	1	from No. 15201440
13	000 628 206 1	Compress.spring		2,8 X 22,8x180	1	to No. 15201439
14	000 234 344 0	Washer		23 X 37 X3	2	(4)
15	000 672 854 0	Adjusting ring		A18x30,2x15/M8	2	
16	000 236 170 0	Hexagonal nut	Iso4032	M8	2	
17	000 236 981 0	Square bolt	D479	m 8x 18 Rs	2	
18	000 724 170 0	Belt hook			1	
19	000 724 146 0	Tube			1	
20	000 236 552 0	Threaded pin	Iso4029	M10x 8	1	
21	000 500 126 1	Adjusting ring		A22e8x40x15/M10	1	
22	000 235 160 0	Circlip	Din471	25x1,2	1	to No. 15201319
23	000 234 301 0	Washer		26 X 34 X2	2	No. 15200020-15201319
23	000 234 169 0	Shims		26 X 34 X2	1	to No. 15200019
24	000 807 059 2	Steel-eyelet		30 X 12	1	No. 15200020-15201319
25	000 239 386 0	Contact washer		A 6	1	(3)
26	000 237 464 0	Hexagonal screw	Iso4017	M06x12	1	from No. 15200020
27	000 607 722 0	Wire rope cpl		1000lg	1	from No. 15201320
27	000 726 521 0	Wire rope		1000 lang	1	No. 15200020-15201319
27	000 727 499 1	Wire rope			1	to No. 15200019
28	000 632 133 0	Pin		B10a12x 28	3	(2) from No. 15200020
29	000 235 089 0	Split pin	I1234	4 X 22	3	
30	000 238 292 0	Washer		10,5x 22 X1	3	
31	000 629 569 0	Fork head		G 10x40/M12	2	
32	000 236 172 0	Hexagonal nut	Iso4032	M12	2	
33	000 008 515 0	Bushing		20 X 23 X21	2	
34	000 724 183 2	Angle lever			1	
35	000 609 843 1	Support			1	No. 15200020-15201319
36	000 236 169 0	Hexagonal nut	Iso4032	M6	2	to No. 15201319
37	000 803 348 0	Eyebolt		m 6x 80	1	to No. 15201319
38	000 724 167 0	Pull rod		11,75x440	1	
39	000 632 133 0	Pin		B10a12x 28	1	from No. 15201320
39	000 238 064 0	Pin	Iso234	B-10x 40	1	No. 15200020-15201319
40	000 632 127 0	Fork head	D71752	G10x40	1	
41	000 236 171 0	Hexagonal nut	Iso4032	M10	1	
42	000 617 047 0	Eyebolt		m 6x 23	1	to No. 15200019
43	000 509 212 0	Wire rope clamp		5 (3/16)	1	to No. 15200019
44	000 726 313 0	Support		25x5x109	1	from No. 15201320
45	000 237 370 0	Hexagonal screw	Iso4017	M08x30	1	from No. 15201320
45	000 238 132 0	Securing nut	Iso7042	M08	1	from No. 15201320
45	000 239 393 1	Contact washer		B 8	1	from No. 15201320
46	000 239 393 1	Contact washer		B 8	2	from No. 15201320
47	000 237 439 0	Hexagonal screw	Iso4017	M08x16	2	from No. 15201320
48	000 233 573 0	Washer		10,5x 40 X6	1	from No. 15201320

Characteristic: **TENSIONER FOR GRAIN TANK DRIVE BELT**

Illustration: **064**



Pos.	Part-No.	Description	DIN	Dimension	Qty.	Remark
49	000 236 200 0	Hexagonal screw	Iso4017	M08x20	1	from No. 15201320
49	000 238 132 0	Securing nut	Iso7042	M08	1	from No. 15201320
49	000 239 387 0	Contact washer		A 8	1	from No. 15201320
50	000 726 311 2	Plate			1	from No. 15201320
51	000 235 089 0	Split pin	11234	4 X 22	1	from No. 15201320



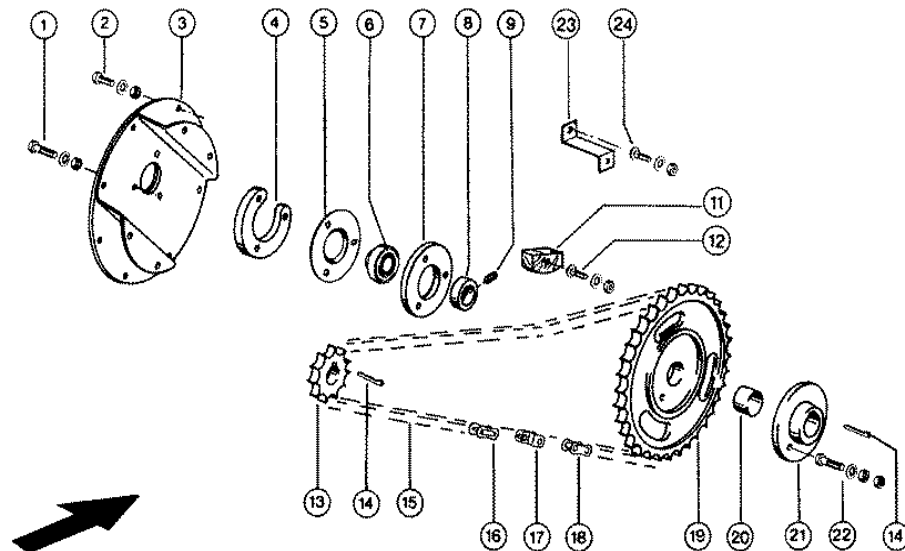
CLAAS SPARE PARTS LIST

Characteristic: **INTERMEDIATE DRIVE GRAIN TANK UNLOADING**

Illustration: **065**



Pos.	Part-No.	Description	DIN	Dimension	Qty.	Remark
1	000 653 679 0	Spacer ring		D18x12,5	1	to No. 15200319
2	000 684 833 0	Flange ring			1	to No. 15200419
3	000 785 469 0	Metal flange		Bfn 47	1	
4	000 236 944 0	Grease nipple	Din714	12S 6x1	1	
5	000 687 114 0	Adjusting bearing		30x 47x30	1	
6	000 619 288 0	Metal flange		Rb Y 204	1	
7	000 725 272 0	Bearing		3x116x173	1	
8	000 237 439 0	Hexagonal screw	Iso4017	M08x16	2	
9	000 239 387 0	Contact washer		A 8	2	
10	000 610 449 0	Flange bearing		Bfa 30	1	(2) from No. 15200420
11	000 610 446 0	Metal flange		Rb Y 206	3	(4) from No. 15200420
12	000 610 448 0	Lock collar bear.		Rä30nppbfa140/	2	
13	000 236 325 0	Threaded pin	Iso4029	m 8x10	1	
14	000 610 447 0	Tension ring		W.Ers.D.6104471	1	
15	000 239 387 0	Contact washer		A 8	1	
16	000 237 439 0	Hexagonal screw	Iso4017	M08x16	1	
17	000 724 177 0	Bandage			1	
18	000 007 615 0	Gib-head key	D6887	10x 8x 50	1	
19	000 237 384 0	Hexagonal screw	Iso4017	M10x25-Cp-Sw13	4	
20	000 236 171 0	Hexagonal nut	Iso4032	M10	4	
21	000 724 174 0	Support			1	
22	000 656 074 0	Tube		12x1,5x24	2	
23	000 236 438 0	Flat head bolt	Din603	m 8x 16x10	3	
23	000 236 170 0	Hexagonal nut	Iso4032	M8	3	
23	000 239 387 0	Contact washer		A 8	3	
24	000 237 456 0	Hexagonal screw	Iso4017	M10x45	3	
25	000 239 388 0	Contact washer		A10	3	
26	000 236 171 0	Hexagonal nut	Iso4032	M10	6	from No. 15200320
27	000 233 503 0	Flat head bolt	Din603	m 8x 25	2	
27	000 236 170 0	Hexagonal nut	Iso4032	M8	2	
27	000 239 387 0	Contact washer		A 8	2	
28	000 725 292 1	Shaft		D30h9x2077	1	
29	000 629 616 1	V-belt pulley		D 345 mm	1	
30	000 724 179 0	V-belt			1	
31	000 724 155 2	Supporting plate			1	
32	000 724 178 0	Guide			1	
33	000 237 340 0	Hexagonal screw	Iso4014	M08x40	2	
33	000 236 170 0	Hexagonal nut	Iso4032	M8	2	
33	000 239 393 1	Contact washer		B 8	2	

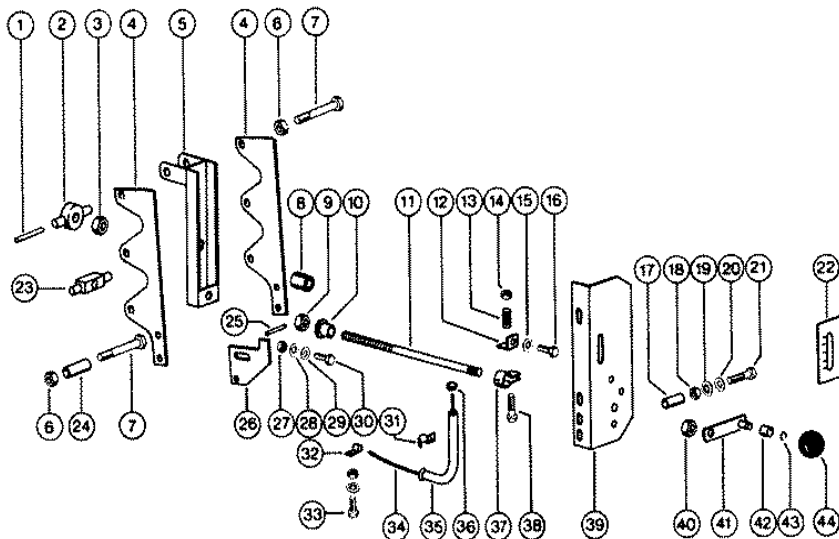


Characteristic: **GRAIN TANK INTERMEDIATE DRIVE**

Illustration: **066**

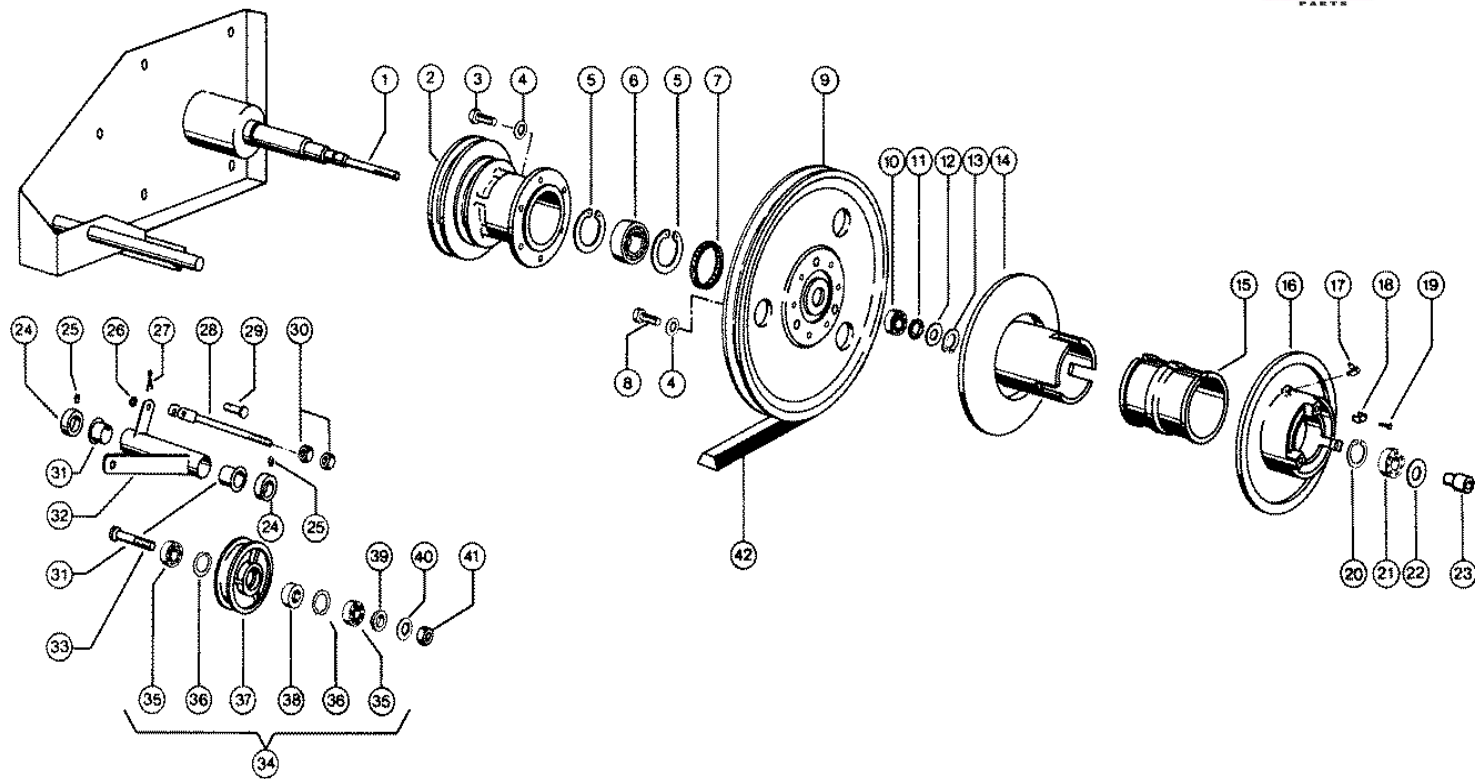


Pos.	Part-No.	Description	DIN	Dimension	Qty.	Remark
1	000 235 219 1	Hexagonal screw	Iso4017	M10x50	3	
1	000 236 171 0	Hexagonal nut	Iso4032	M10	3	
1	000 239 388 0	Contact washer		A10	3	
2	000 237 382 0	Hexagonal screw	Iso4017	M10x20	8	
2	000 236 171 0	Hexagonal nut	Iso4032	M10	8	
2	000 239 388 0	Contact washer		A10	8	
3	000 726 796 0	Bearing plate			1	from No. 15200420
3	000 725 293 1	Bearing plate		D320x3	1	to No. 15200419
4	000 684 806 0	Spacer ring			1	
5	000 616 068 0	Metal flange		W.Ers.D.616068.	1	
6	000 616 066 0	Lock collar bear.		Yen 207	1	
7	000 672 089 0	Flange ring		D122 X 11	1	
8	000 616 067 0	Tension ring		W.Ers.D.616067	1	
9	000 236 325 0	Threaded pin	Iso4029	m 8x10	1	
11	000 890 195 3	Tensioning block		40x50x85	1	
12	000 236 462 0	Flat head bolt	Din603	M10x 60	1	
12	000 236 171 0	Hexagonal nut	Iso4032	M10	1	
12	000 239 388 0	Contact washer		A10	1	
13	000 503 814 2	Sprocket		19,05 Tlg 14z	1	
14	000 007 612 0	Gib-head key	D6887	10x 8x 40	2	
15	000 725 325 0	Roller chain		19,05 T 114ro	1	
16	000 002 858 0	Chain Lock Str.		19,05x13,5	N.B	
17	000 002 859 0	Chain Lock Bend.		19,05x13,5	N.B	
18	000 002 864 0	Chain inner link		19,05x13,5	N.B	
19	000 629 670 0	Sprocket		50 Z. D 35 mm	1	from No. 15200420
19	000 608 985 0	Sprocket		50 Z.	1	to No. 15200419
20	000 678 783 1	Bushing	D1494	35x40x26	1	
21	000 678 784 2	Flange			1	from No. 15200420
21	000 608 982 1	Flange			1	to No. 15200419
22	000 237 339 0	Hexagonal screw	Iso4014	M08x35	1	from No. 15200420
22	000 238 132 0	Securing nut	Iso7042	M08	1	from No. 15200420
22	000 239 387 0	Contact washer		A 8	1	from No. 15200420
22	000 235 533 0	Hexagonal screw	Iso4014	M10x45	1	to No. 15200419
22	000 236 171 0	Hexagonal nut	Iso4032	M10	2	to No. 15200419
22	000 239 388 0	Contact washer		A10	1	to No. 15200419
23	000 725 609 0	Angle		30x3x108	1	from No. 15200690
24	000 236 510 0	Flat head bolt	Din603	M10x 20x12	1	from No. 15200690
24	000 236 171 0	Hexagonal nut	Iso4032	M10	1	from No. 15200690
24	000 239 388 0	Contact washer		A10	1	from No. 15200690



Characteristic: **FAN ADJUSTMENT**Illustration: **067**

Pos.	Part-No.	Description	DIN	Dimension	Qty.	Remark
1	000 215 087 0	Spiral tens.ring	I8748	10 X 20	2	
2	000 603 460 0	Press.ring preass			1	
3	000 238 928 0	Hexagonal nut	Iso8673	M16x1	1	
4	000 603 465 1	Fan support		5x76x307	2	
5	000 603 455 0	Support			1	
6	000 237 947 0	Securing nut	Iso7042	M10	2	
7	000 237 844 0	Hexagonal screw	Iso4014	M10x65	2	
8	000 603 467 0	Hexagonal nut		6kt-24x30	1	
9	000 238 440 0	Hexagonal nut	Iso4032	M12-Lh	1	
10	000 008 504 0	Bushing		13,1x 15,1x14	1	
11	000 603 466 0	Threaded bolt		M12	1	
12	000 628 364 0	Angle			1	
13	000 818 933 0	Compress.spring		1,5 X 9 X 30	1	
14	000 237 983 0	Securing nut	Iso7042	M06	1	
15	000 215 003 0	Contact washer		Ers.D.2393860	1	
16	000 237 877 0	Hexagonal screw	Iso4017	m 6x10	1	
17	000 724 282 0	Spacer tube		15x3x36,5	2	
18	000 236 170 0	Hexagonal nut	Iso4032	M8	2	
19	000 239 387 0	Contact washer		A 8	2	
20	000 234 271 0	Washer		8,4x 23 X2	2	
21	000 237 854 0	Hexagonal screw	Iso4014	m 8x55	2	
22	000 514 293 0	Sticker		Gebl-Drehzahl -	1	
23	000 603 463 0	Thrust piece			1	
24	000 609 789 0	Sleeve		D20x36	1	
25	000 237 794 0	Tensioning pin	I8752	3 X 22 E	1	
26	000 609 788 0	Lock		6,0x0070x0075	1	
27	000 236 169 0	Hexagonal nut	Iso4032	M6	3	
28	000 215 003 0	Contact washer		Ers.D.2393860	2	
29	000 236 911 2	Washer	D125	6,4	2	
30	000 237 465 0	Hexagonal screw	Iso4017	M06x16	2	
31	000 633 143 0	Pipe clamp		10x20x2	2	
32	000 779 243 0	Pipe clamp		A1 6x9	1	
33	000 233 918 0	Hexagonal screw	Iso4017	m 5x16	1	
33	000 237 216 0	Hexagonal nut	Iso4032	M5	1	
33	000 239 386 0	Contact washer		A 6	1	
34	000 603 473 0	Indicator rod		D6x300	1	
35	000 603 459 1	Guide tube		10x1x170	1	
36	000 603 478 0	Indicator ring		5x8x5	1	
37	000 603 475 0	Clamp		D 12	1	
38	000 235 508 0	Hexagonal screw	Iso4014	m 6x45	1	
39	000 603 454 1	Panel		2x101x280	1	
40	000 236 172 0	Hexagonal nut	Iso4032	M12	1	
41	000 603 469 0	Crank preass.			1	
42	000 244 592 0	Tensioning pin	Iso8752	16 X 20	1	
43	000 239 309 0	Snap ring	D7993	A 10	1	
44	000 688 226 0	Ball knob		D 40	1	



CLAAS SPARE PARTS LIST

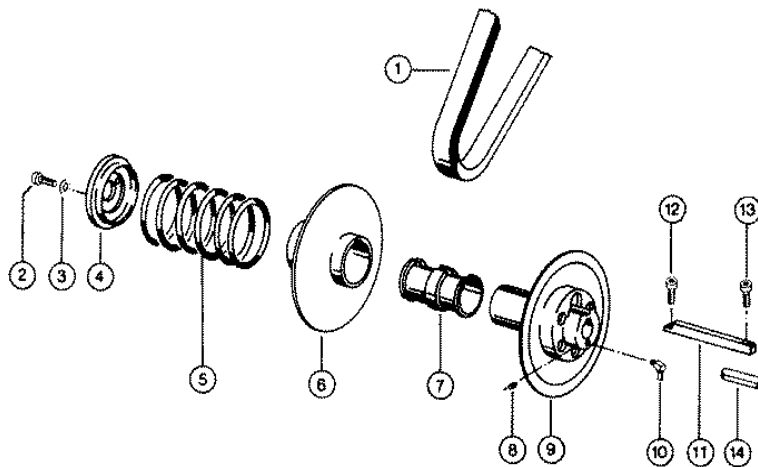
12.01.2008
Sheet 1
DOMINATOR 38

Characteristic: **FAN - INTERMEDIATE DRIVE ASSEMBLY**

Illustration: **068**

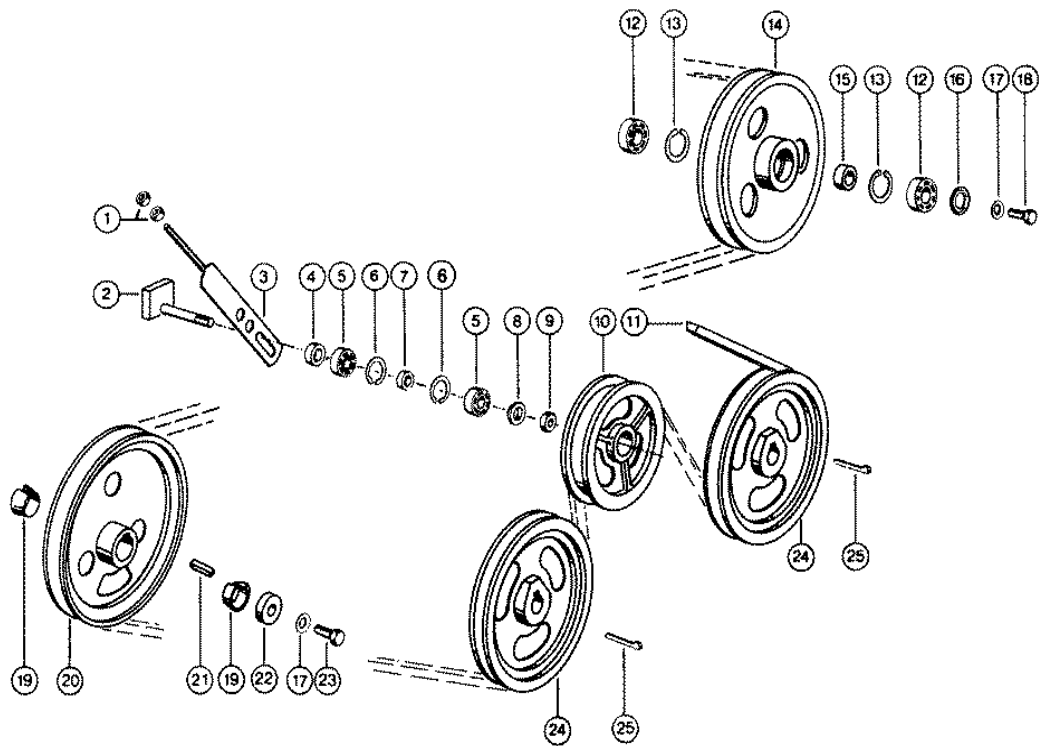


Pos.	Part-No.	Description	DIN	Dimension	Qty.	Remark
1	000 724 228 1	Bearing plate		S	1	
2	000 724 128 3	V-belt pulley			1	
3	000 236 200 0	Hexagonal screw	Iso4017	M08x20	6	
4	000 239 387 0	Contact washer		A 8	9	
5	000 235 186 0	Circlip	Din472	72x2,5	2	
6	000 235 869 0	Grvd.ball bearing		6207 Dducmm	1	
7	000 177 309 0	Felt strip	Din6120	65x 7x1400	1	
8	000 237 442 0	Hexagonal screw	Iso4017	M08x25	3	
9	000 724 127 0	V-belt pulley		D 479 mm	1	
10	000 243 298 0	Ang. ball bearing	D628	3204 Atn9	1	
11	000 954 015 2	Bearing seal ring		3204 Av	1	
12	000 238 312 0	Back-up washer	Din988	S 20x28	2	
13	000 235 155 0	Circlip	D471	20x1,2	1	
14	000 603 402 0	Variator pulley			1	
15	000 630 149 0	Sliding bushing		125 X129 X75	1	
16	000 603 403 0	Variator pulley			1	
17	000 236 942 0	Grease nipple	D71412	As 6x1	1	
18	000 629 265 0	Guide clamp			3	
19	000 244 828 0	Rivet	D7338	C4x15	3	
20	000 235 182 0	Circlip	D472	52x2	1	
21	000 244 284 0	Grvd.ball bearing		6304-2rs*	1	
22	000 704 127 0	Shims	Din988	20x28x0,5	N.B	
23	000 603 468 0	Pressure sleeve		30,15x41	1	
24	000 500 310 2	Adjusting ring		A26e8x40x15m10	2	
25	000 236 552 0	Threaded pin	Iso4029	M10x 8	2	
26	000 238 292 0	Washer		10,5x 22 X1	1	
27	000 235 088 0	Split pin	I1234	4 X 18	1	
28	000 629 251 2	Threaded fork			1	
29	000 632 133 0	Pin		B10a12x 28	1	
30	000 236 171 0	Hexagonal nut	Iso4032	M10	2	
31	000 631 182 0	Bushing		26 X 30 X47	2	
32	000 724 240 0	Tens.roll holder			1	
33	000 624 354 0	Pin		M16x 17h9x 72	1	
34	000 629 278 1	Tension roll ass		D 221 mm	1	
35	000 237 709 0	Grvd.ball bearing		6203-2rs*	2	
36	000 235 179 0	Circlip	D472	40x1,75	2	
37	000 720 792 1	Tension roll		D 200	1	
38	000 624 355 0	Spacer ring			1	
39	000 624 352 0	Spacer window		D32x7	1	
40	000 239 391 0	Contact washer		A16	1	
41	000 236 173 0	Hexagonal nut	Iso4032	M16	1	
42	000 724 141 0	V-belt			1	



Characteristic: **FAN - VARIABLE SPEED DRIVE**Illustration: **069**

Pos.	Part-No.	Description	DIN	Dimension	Qty.	Remark
1	000 603 380 1	V-belt, broad			1	
2	000 235 488 1	Socket head screw	Iso4762	m 8x 25	3	
3	000 239 387 0	Contact washer		A 8	3	
4	000 629 655 0	Pressure plate			1	
5	000 788 804 0	Compress.spring		9 X114 X198	1	
6	000 603 408 0	Variator pulley			1	
7	000 617 323 0	Bushing		62 X 66 X100	1	
8	000 236 552 0	Threaded pin	Iso4029	M10x 8	2	
9	000 603 407 1	Control disc			1	
10	000 236 944 0	Grease nipple	Din714	12S 6x1	1	
11	000 629 656 0	Parallel key		12x10x157	1	
12	000 239 050 0	Socket head screw		m 8x 12	1	
13	000 236 937 0	Socket head screw	Din7984	m 8x 20	1	
14	000 631 115 0	Parallel key	D6885	A 8x 5x 75	1	



CLAAS SPARE PARTS LIST

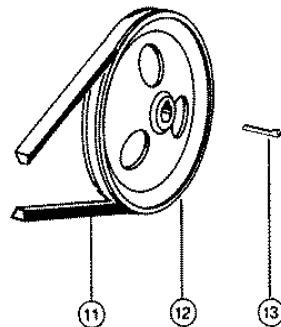
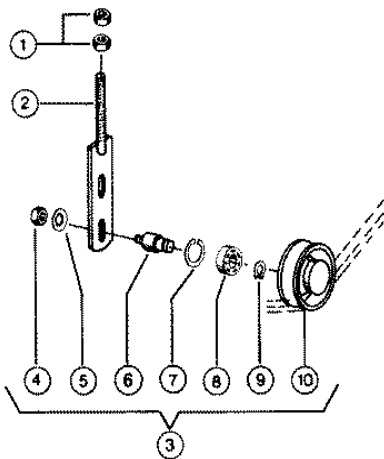
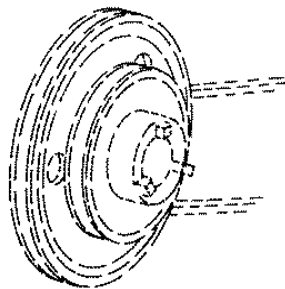
12.01.2008
Sheet 1
DOMINATOR 38

Characteristic: **SIEVE PAN DRIVE**

Illustration: **070**

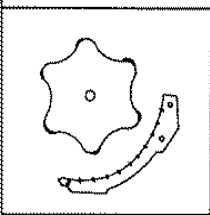
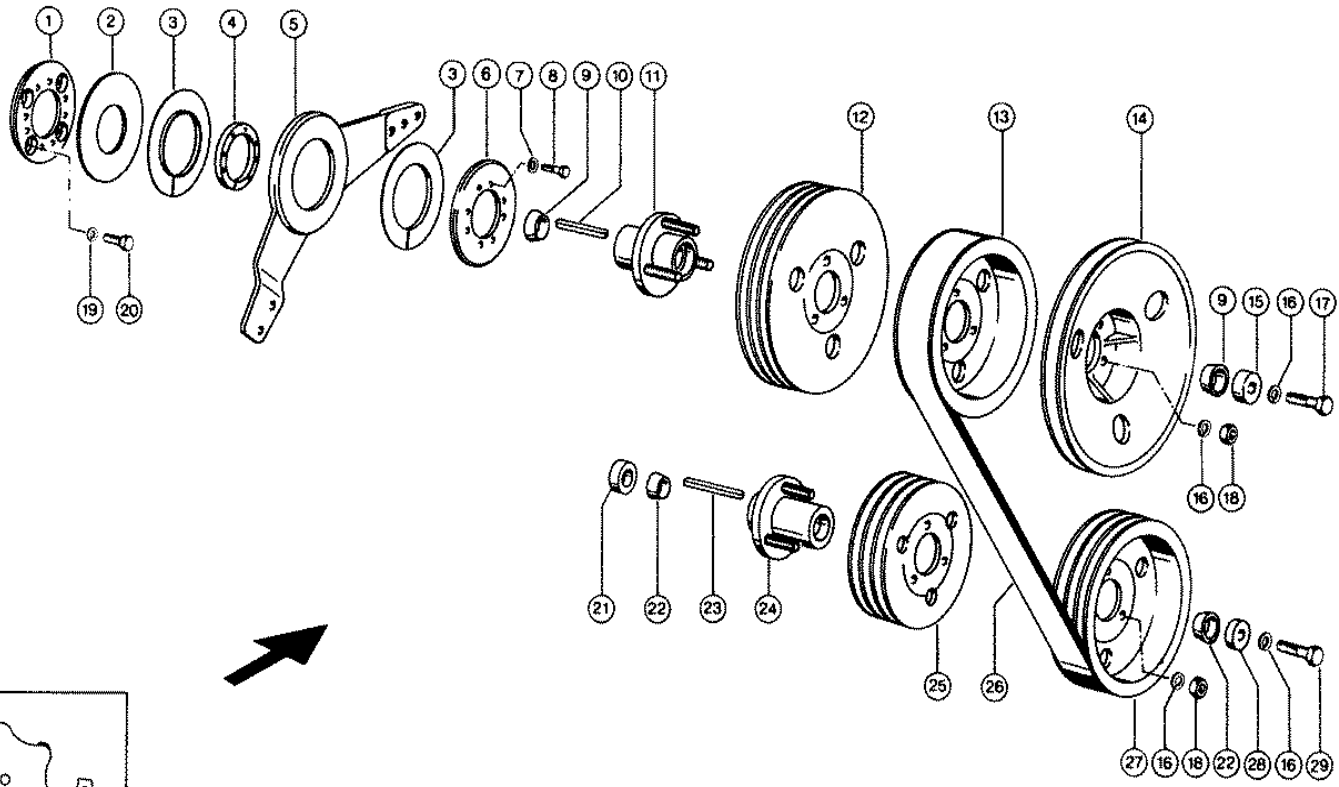


Pos.	Part-No.	Description	DIN	Dimension	Qty.	Remark
1	000 236 171 0	Hexagonal nut	Iso4032	M10	2	
2	000 603 323 0	Clamping piece			1	
3	000 724 244 0	Tension screw			1	
4	000 603 148 0	Clamping ring			1	
5	000 237 709 0	Grvd.ball bearing		6203-2rs*	2	
6	000 235 179 0	Circlip	D472	40x1,75	2	
7	000 624 355 0	Spacer ring			1	
8	000 624 352 0	Spacer window		D32x7	1	
9	000 238 047 0	Securing nut	Iso7042	M16	1	
10	000 720 792 1	Tension roll		D 200	1	
11	000 724 248 1	V-belt		23,3x14,6x6234	1	
12	000 215 517 0	Grvd.ball bearing		6205-2rs*-C3	2	from No. 15201440
12	000 235 870 0	Grvd.ball bearing		6205-2rs*	2	to No. 15201439
13	000 235 182 0	Circlip	D472	52x2	2	
14	000 724 221 2	Return guide roll		D 305 mm	1	
15	000 629 025 1	Spacer ring		1zx14	1	
16	000 684 663 0	Washer		D32x9	1	
17	000 239 389 0	Contact washer		A12	2	
18	000 237 461 0	Hexagonal screw	Iso4017	M12x30	1	
19	000 724 283 0	Tapered ring		D 30	2	
20	000 724 129 0	V-belt pulley		D 346 mm	1	
21	000 776 068 0	Parallel key	D6885	A 10x 8x 40	1	
22	000 712 415 0	Washer		12,5x 45 X10	1	
23	000 237 572 0	Hexagonal screw	Iso4017	M12x35	1	
24	000 724 246 0	V-belt pulley		D 306 mm	2	
25	000 007 615 0	Gib-head key	D6887	10x 8x 50	2	



Characteristic: **STRAW WALKER DRIVE**Illustration: **071**

Pos.	Part-No.	Description	DIN	Dimension	Qty.	Remark
1	000 236 172 0	Hexagonal nut	Iso4032	M12	2	from No. 15200220
2	000 724 325 0	Strip			1	from No. 15200220
2	000 775 631 0	Clamp disc		D44x1,5	1	to No. 15200219
3	000 773 232 0	Tension roll cpl.		D 112 mm	1	
4	000 236 172 0	Hexagonal nut	Iso4032	M12	1	
5	000 239 389 0	Contact washer		A12	1	
6	000 772 620 0	Pin		M12x20j6x 56	1	
7	000 235 181 0	Circlip	D472	47x1,75	1	
8	000 235 911 0	Grvd.ball bearing	D625	6204 Z	1	
9	000 235 155 0	Circlip	D471	20x1,2	1	
10	000 773 231 1	Tension roll		D 112 mm	1	
11	000 785 176 0	V-belt			1	
12	000 629 616 1	V-belt pulley		D 345 mm	1	
13	000 007 615 0	Gib-head key	D6887	10x 8x 50	1	



103287

CLAAS SPARE PARTS LIST

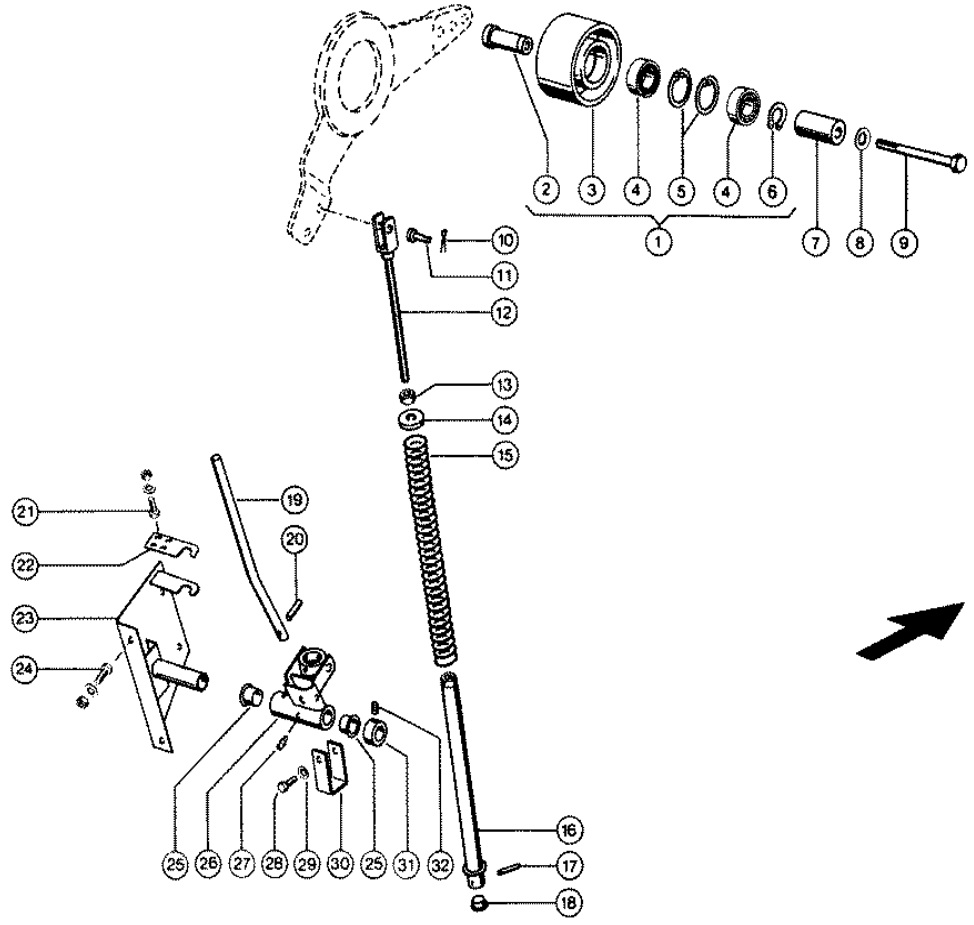
12.01.2008
Sheet 1
DOMINATOR 38

Characteristic: **DRUM STEP PULLEY DRIVE**

Illustration: **072**



Pos.	Part-No.	Description	DIN	Dimension	Qty.	Remark
1	000 603 249 0	Ring			1	
2	000 603 250 0	Washer		D185x4	1	
3	000 603 253 0	Synthetic bush		117,1x181,1x4,5	2	
4	000 603 252 0	Spacer piece		D116h9x14	1	
5	000 603 248 2	Tens.roll holder			1	
6	000 603 251 1	Washer		D180x8	1	
7	000 239 387 0	Contact washer		A 8	8	
8	000 237 340 0	Hexagonal screw	Iso4014	M08x40	8	
9	000 629 047 2	Tapered ring		D 45 X13	2	
10	000 239 338 0	Parallel key	D6885	A 14x 9x 90	1	
11	000 603 240 0	Hub preass.			1	
12	000 603 235 0	V-belt pulley		D 350 mm	1	
13	000 603 236 0	V-belt pulley		D 318 mm	1	
14	000 603 239 1	V-belt pulley		D 405 mm	1	at straw chopper
15	000 629 077 0	Attachment pot		D 55x24	1	
16	000 235 135 1	Safety ring	Din128	16	8	
17	000 235 588 0	Hexagonal screw	Iso4014	M16x60	1	
18	000 236 173 0	Hexagonal nut	Iso4032	M16	6	
19	000 242 824 1	Circlip		12	4	
20	000 239 160 0	Hexagonal screw	Iso4017	M12x35-Mkl	4	
21	000 724 214 0	Pressure ring			1	
22	000 629 046 1	Tapered ring		D 40 X13	2	
23	000 239 337 0	Parallel key	D6885	A 12x 8x110	1	
24	000 603 242 0	Hub preass.			1	
25	000 603 238 0	V-belt pulley		D 256 mm	1	
26	000 603 247 1	Power band belt			1	
27	000 603 237 0	V-belt pulley		D 291 mm	1	
28	000 636 678 0	Washer		D50x15	1	
29	000 235 587 0	Hexagonal screw	Iso4014	M16x55	1	



CLAAS SPARE PARTS LIST

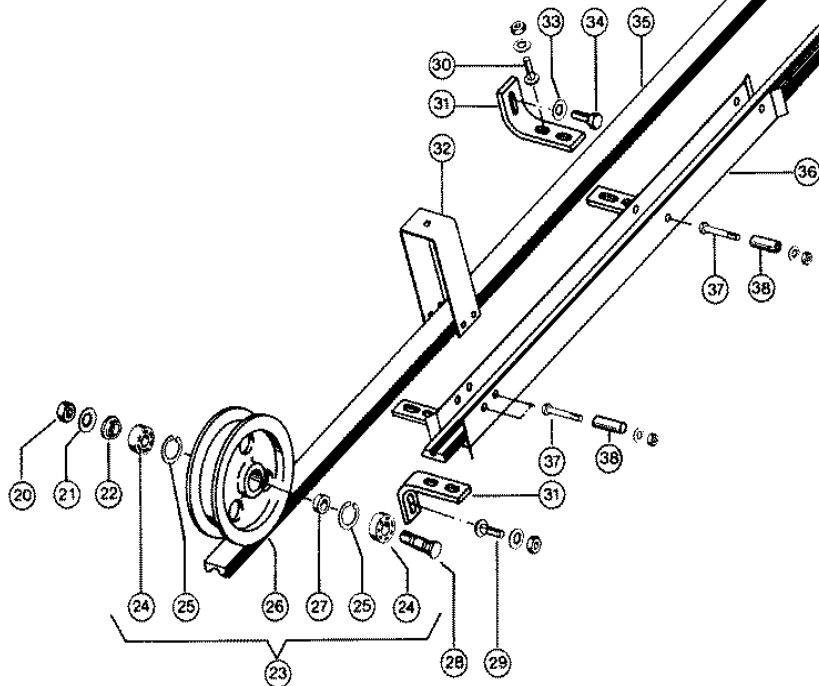
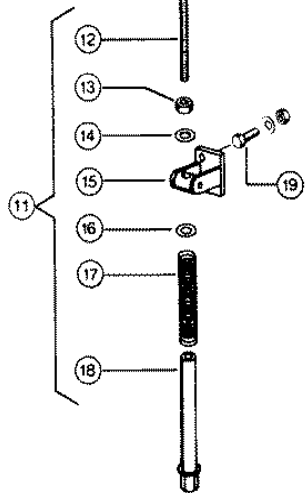
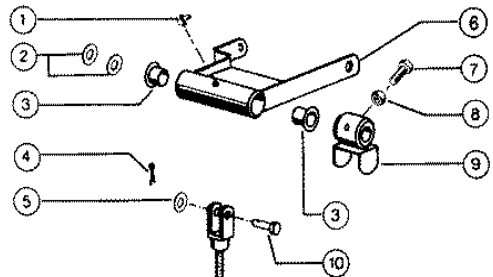
12.01.2008
Sheet 1
DOMINATOR 38

Characteristic: **DRUM STEP PULLEY DRIVE**

Illustration: **073**



Pos.	Part-No.	Description	DIN	Dimension	Qty.	Remark
1	000 603 246 0	Tension roll ass		D 140 mm	1	
2	000 603 244 0	Hollow bolt		D35x68	1	
3	000 603 243 0	Tension roll		D 140 mm	1	
4	000 237 832 0	Grvd.ball bearing		6006-2rs*	2	
5	000 237 835 0	Circlip	D472	55x2	2	
6	000 235 163 0	Circlip	D471	30x1,5	1	
7	000 603 245 0	Sleeve		D40,15x70	1	
8	000 239 391 0	Contact washer		A16	1	
9	000 237 887 0	Hexagonal screw	Iso4014	M16x170	1	
10	000 235 089 0	Split pin	I1234	4 X 22	1	
11	000 632 133 0	Pin		B10a12x 28	1	
12	000 629 609 0	Threaded fork			1	
13	000 236 172 0	Hexagonal nut	Iso4032	M12	1	
14	000 234 377 0	Washer		13 X 40 X6	1	
15	000 720 809 0	Compress.spring		5 X 35 X498	1	
16	000 603 265 0	Spring guide			1	
17	000 244 067 0	Tensioning pin	Iso8752	23,5x 30	1	
18	000 628 475 1	Thrust piece		28 X 11	1	
19	000 603 267 0	Hand lever		Rd18x330	1	
20	000 235 679 0	Tensioning pin	D1481	W.Ers.D 2356792	1	
21	000 237 442 0	Hexagonal screw	Iso4017	M08x25	4	
21	000 236 170 0	Hexagonal nut	Iso4032	M8	4	
21	000 239 387 0	Contact washer		A 8	4	
22	000 724 017 0	Supporting plate			1	
23	000 724 012 2	Bearing support			1	
24	000 237 382 0	Hexagonal screw	Iso4017	M10x20	4	
24	000 236 171 0	Hexagonal nut	Iso4032	M10	4	
24	000 239 394 1	Contact washer		B10	4	
25	000 008 534 0	Bushing		26 X 30 X24	2	
26	000 603 264 0	Hub preass.			1	
27	000 236 942 0	Grease nipple	D71412	As 6x1	1	
28	000 237 438 0	Hexagonal screw	Iso4017	m 8x12	2	
29	000 239 387 0	Contact washer		A 8	2	
30	000 724 022 1	Bracket			1	
31	000 500 310 2	Adjusting ring		A26e8x40x15m10	1	
32	000 236 552 0	Threaded pin	Iso4029	M10x 8	1	



CLAAS SPARE PARTS LIST

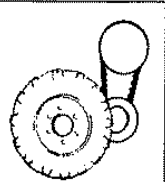
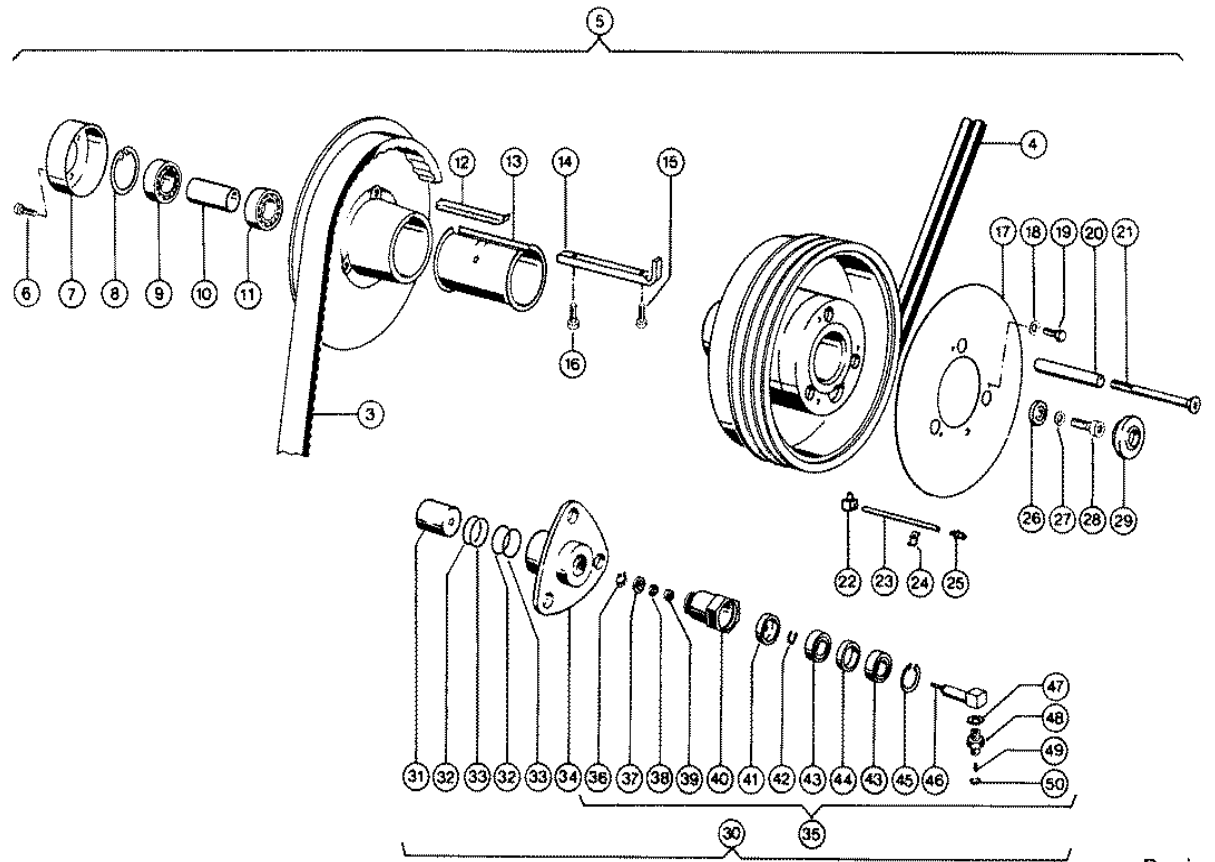
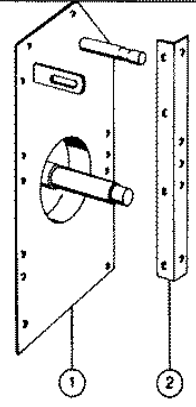
12.01.2008
Sheet 1
DOMINATOR 38

Characteristic: **DRIVE TENSIONER**

Illustration: **074**



Pos.	Part-No.	Description	DIN	Dimension	Qty.	Remark
1	000 236 944 0	Grease nipple	Din714	12S 6x1	1	
2	000 234 302 0	Washer		26 X 42 X2	2	
3	000 008 534 0	Bushing		26 X 30 X24	2	
4	000 235 089 0	Split pin	I1234	4 X 22	1	
5	000 238 292 0	Washer		10,5x22 X1	1	
6	000 724 191 1	Tens.roll holder			1	
7	000 237 384 0	Hexagonal screw	Iso4017	M10x25-Cp-Sw13	2	
8	000 236 171 0	Hexagonal nut	Iso4032	M10	2	
9	000 724 262 0	Fork			1	
10	000 632 133 0	Pin		B10a12x 28	1	
11	000 724 202 0	Spring cylind.ass			1	
12	000 629 609 0	Threaded fork			1	
13	000 236 172 0	Hexagonal nut	Iso4032	M12	1	
14	000 234 328 0	Washer		13 X 26 X3	1	
15	000 724 198 1	Turn.joint			1	
16	000 724 203 0	Washer			1	
17	000 769 868 0	Compress.spring		3,2 X 24,2x270	1	
18	000 724 197 0	Spring guide			1	
19	000 236 200 0	Hexagonal screw	Iso4017	M08x20	2	
19	000 236 170 0	Hexagonal nut	Iso4032	M8	2	
19	000 239 387 0	Contact washer		A 8	2	
20	000 236 173 0	Hexagonal nut	Iso4032	M16	1	
21	000 239 391 0	Contact washer		A16	1	from No. 15200220
21	000 235 135 1	Safety ring	Din128	16	1	to No. 15200219
22	000 724 309 0	Clamping ring			1	from No. 15200220
22	000 624 352 0	Spacer window		D32x7	1	to No. 15200219
23	000 724 223 0	Tension roll ass		D 185 mm	1	
24	000 239 463 0	Grvd.ball bearing		6203-2rs*-C3	2	from No. 15201540
24	000 239 463 0	Grvd.ball bearing		6203-2rs*-C3	2	to No. 15201539
25	000 235 179 0	Circlip	D472	40x1,75	2	
26	000 724 133 2	Tension roll		D 185 mm	1	
27	000 724 134 0	Spacer bush		17,2x15,7x25h9	1	
28	000 624 354 0	Pin		M16x 17h9x 72	1	
29	000 502 511 0	Flat head bolt	Din603	M10x25-F=3	1	
29	000 236 171 0	Hexagonal nut	Iso4032	M10	1	
29	000 239 388 0	Contact washer		A10	1	
30	000 236 514 0	Flat head bolt	Din603	M10x 30	4	
30	000 236 171 0	Hexagonal nut	Iso4032	M10	4	
30	000 239 394 1	Contact washer		B10	4	
31	000 724 321 0	Support		8x35x184	2	
32	000 724 292 0	Bracket		4x60x430	1	
33	000 239 388 0	Contact washer		A10	1	
34	000 237 383 0	Hexagonal screw	Iso4017	M10x25	1	
35	000 724 180 0	Power band belt			1	
36	000 724 206 1	Guide			1	
37	000 235 521 0	Hexagonal screw	Iso4014	M08x60	1	
37	000 235 523 0	Hexagonal screw	Iso4014	M08x70	2	
37	000 236 170 0	Hexagonal nut	Iso4032	M8	3	
37	000 239 387 0	Contact washer		A 8	3	
38	000 672 860 0	Spacer tube			3	



103290

CLAAS SPARE PARTS LIST

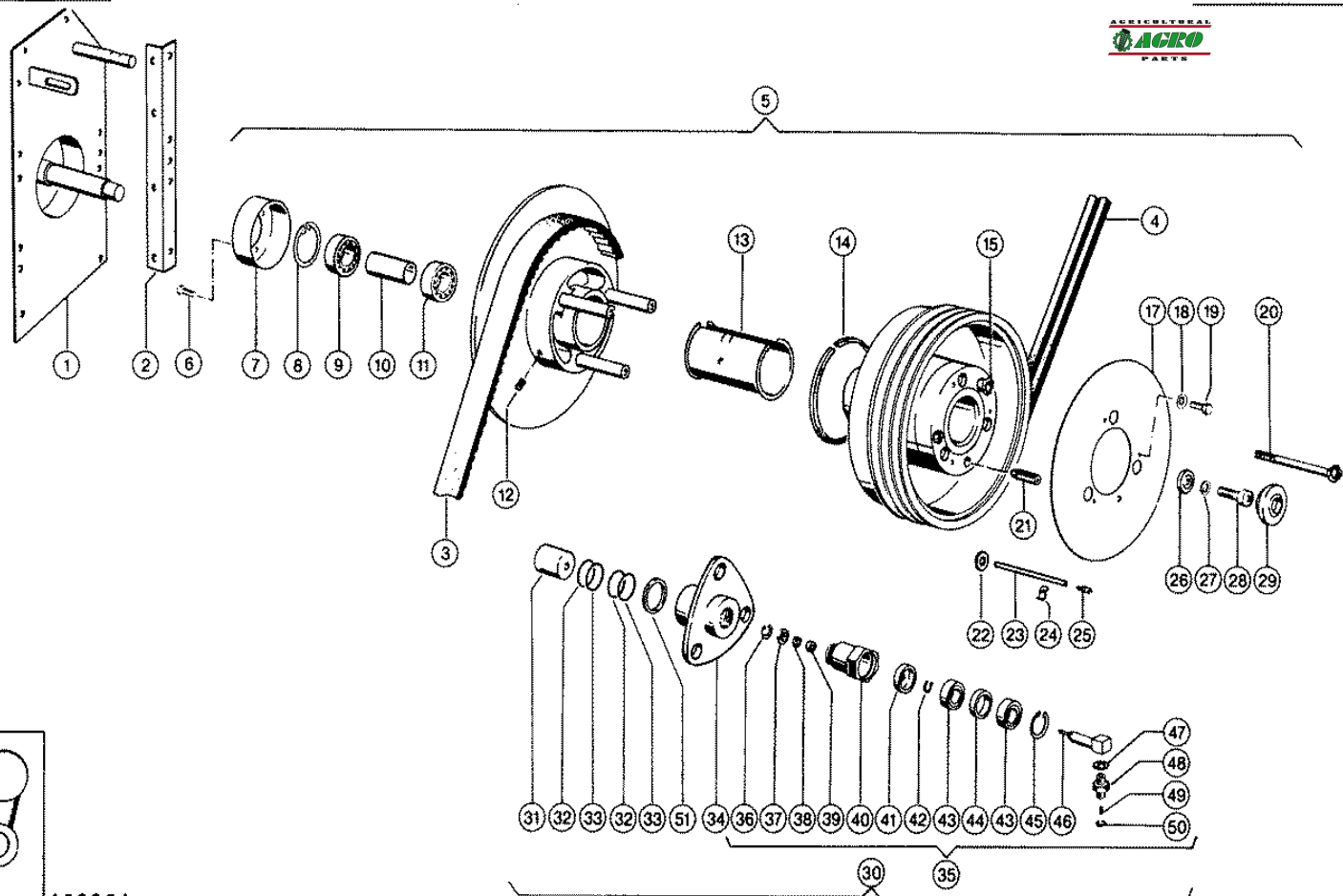
12.01.2008
Sheet 1
DOMINATOR 38

Characteristic: **GROUND DRIVE VARIATOR, VAR. 3822**

Illustration: **075**



Pos.	Part-No.	Description	DIN	Dimension	Qty.	Remark
1	000 724 331 0	Variation bearing		S	1	from No. 15200420
1	000 724 269 1	Variation bearing			1	to No. 15200419
2	000 726 197 0	Angle			1	from No. 15200420
3	000 629 756 0	V-belt, broad			1	
4	000 724 180 0	Power band belt			1	
5	000 603 425 2	Drive assembly			1	
6	000 237 876 0	Socket head screw	Iso4762	m 5x 12	4	
7	000 603 397 1	Cover		D120x46,5	1	
8	000 235 186 0	Circlip	Din472	72x2,5	1	
9	000 235 869 0	Grvd.ball bearing		6207 Dducum	1	
10	000 629 598 0	Spacer piece		D42,4x 3,6x79,5	1	
11	000 238 322 0	Grvd.ball bearing		6306-2rs*	1	
12	000 629 855 0	Glide rail		1,8 mm	1	
12	000 629 856 0	Glide rail		2,3	1	repair stage 1
12	000 629 857 0	Glide rail		2,8	1	repair stage 2
13	000 629 854 0	Sliding bushing		96x110x113x151	1	
14	000 629 858 0	Parallel key		12x12x246	1	
15	000 242 214 0	Socket head screw	Iso4762	m 6x 16	1	
16	000 238 954 0	Socket head screw		m 8x 16	1	
17	000 629 891 0	Cover disc		1,5xd 366	1	
18	000 239 387 0	Contact washer		A 8	3	
19	000 237 438 0	Hexagonal screw	Iso4017	m 8x12	3	
20	000 655 369 1	Spacer tube		18x2,5x134,5	3	
21	000 655 407 2	Countersunk bolt		M12x165	3	
22	000 238 926 0	Grease nipple		6x1x 90 Grad	1	
23	000 603 289 0	Grease pipe		D 6x1x144	1	
24	000 779 243 0	Pipe clamp		A1 6x9	1	
25	000 236 942 0	Grease nipple	D71412	As 6x1	1	
26	000 671 079 0	Washer		D40x8	1	
27	000 235 134 1	Spring washer		12	1	
28	000 237 761 0	Socket head screw	I4762	W.Ers.D.2377611	1	
29	000 629 601 1	Piston holder		D70x17	1	
30	000 602 562 1	Control cylin.cpl		S	1	
31	000 671 082 0	Hydr.piston		D35x 77	1	
32	000 239 110 0	Back-up ring		34,5x40 X1,5	2	
33	000 630 214 1	O-ring	D3771	34,2 X3 -N	2	
34	000 629 690 0	Pressure flange			1	
35	000 602 561 1	Oil intake cpl			1	
36	000 244 202 0	Circlip	D472	12x1	1	
37	000 629 413 1	Step drive pulley		D11,9x8,5	1	
38	000 630 211 1	Lip seal		4x10x 4,5	1	
39	000 712 361 2	Back-up ring		D10x6	1	
40	000 629 687 1	Screw-in piece		6kt 32x 55	1	
41	000 630 207 0	Thrust washer		D25,9x6	1	
42	000 235 150 0	Circlip	D471	10x1	1	
43	000 235 895 0	Grvd.ball bearing	D625	6000 Z	2	
44	000 630 206 0	Spacer ring			1	
45	000 235 843 0	Circlip	D472	26x1,2	1	
46	000 630 203 0	Trunnion			1	
47	000 683 994 0	Sealing ring		14 X 19 X4,5	1	
48	000 683 587 0	Throttle ass.		M14x1,5-L8	1	
49	000 683 942 1	Panel			1	
50	000 239 042 0	Snap ring	D7993	B 7	1	



103291

CLAAS SPARE PARTS LIST

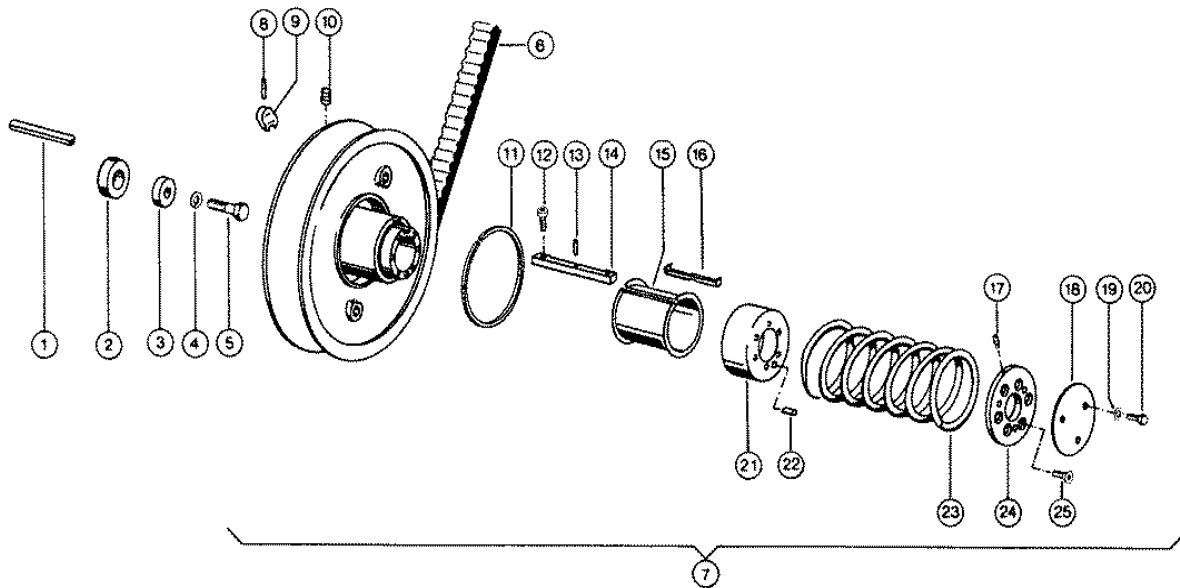
12.01.2008
Sheet 1
DOMINATOR 38

Characteristic: **GROUND DRIVE VARIATOR, VAR. 7053**

Illustration: **075A**



Pos.	Part-No.	Description	DIN	Dimension	Qty.	Remark
1	000 724 331 0	Variation bearing		S	1	
2	000 726 197 0	Angle			1	
3	000 671 083 0	V-belt, broad			1	
4	000 724 180 0	Power band belt			1	
5	000 628 647 0	Drive assembly		S	1	
6	000 237 464 0	Hexagonal screw	Iso4017	M06x12	3	
7	000 628 643 0	Cover			1	
8	000 235 186 0	Circlip	Din472	72x2,5	1	
9	000 235 869 0	Grvd.ball bearing		6207 Dducum	1	
10	000 629 598 0	Spacer piece		D42,4x 3,6x79,5	1	
11	000 238 322 0	Grvd.ball bearing		6306-2rs*	1	
12	000 237 848 0	Threaded pin	Iso4026	m 8x12	1	
13	000 628 601 0	Sliding bushing		151 lang	1	
14	000 177 309 0	Felt strip	Din6120	6x 7x1400	1	578 long
15	000 008 543 0	Bushing		25,1x 30 X15	3	
17	000 628 669 0	Cover disc			1	
18	000 239 387 0	Contact washer		A 8	3	
19	000 237 439 0	Hexagonal screw	Iso4017	M08x16	3	
20	000 655 407 2	Countersunk bolt		M12x165	3	
21	000 628 664 0	Stop pin	Iso4028	M16x60-Mk	1	
22	000 629 847 0	Sealing washer		6 X 25 X3	1	
23	000 603 289 0	Grease pipe		D 6x1x144	1	to No. 15201439
24	000 779 243 0	Pipe clamp		A1 6x9	1	
25	000 236 942 0	Grease nipple	D71412	As 6x1	1	
26	000 671 079 0	Washer		D40x8	1	
27	000 235 134 1	Spring washer		12	1	
28	000 237 761 0	Socket head screw	I4762	W.Ers.D.237761	1	
29	000 629 601 1	Piston holder		D70x17	1	
30	000 602 562 1	Control cylin.cpl		S	1	
31	000 671 082 0	Hydr.piston		D35x 77	1	
32	000 239 110 0	Back-up ring		34,5x40 X1,5	2	to No. 15201439
33	000 630 214 1	O-ring	D3771	34,2 X3 -N	2	to No. 15201439
34	000 649 666 0	Pressure flange			1	from No. 15201440
34	000 629 690 0	Pressure flange			1	to No. 15201439
35	000 602 561 1	Oil intake cpl			1	
36	000 244 202 0	Circlip	D472	12x1	1	
37	000 629 413 1	Step drive pulley		D11,9x8,5	1	
38	000 630 211 1	Lip seal		4x10x 4,5	1	
39	000 712 361 2	Back-up ring		D10x6	1	
40	000 629 687 1	Screw-in piece		6kt 32x 55	1	
41	000 630 207 0	Thrust washer		D25,9x6	1	
42	000 235 150 0	Circlip	D471	10x1	1	
43	000 235 895 0	Grvd.ball bearing	D625	6000 Z	2	
44	000 630 206 0	Spacer ring			1	
45	000 235 843 0	Circlip	D472	26x1,2	1	
46	000 630 203 0	Trunnion			1	
47	000 683 994 0	Sealing ring		14 X 19 X4,5	1	
48	000 683 587 0	Throttle ass.		M14x1,5-L8	1	
49	000 683 942 1	Panel			1	
50	000 239 042 0	Snap ring	D7993	B 7	1	
51	000 239 404 0	Lip seal		35x43x6	1	from No. 15201440



103292

CLAAS SPARE PARTS LIST

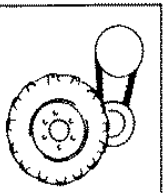
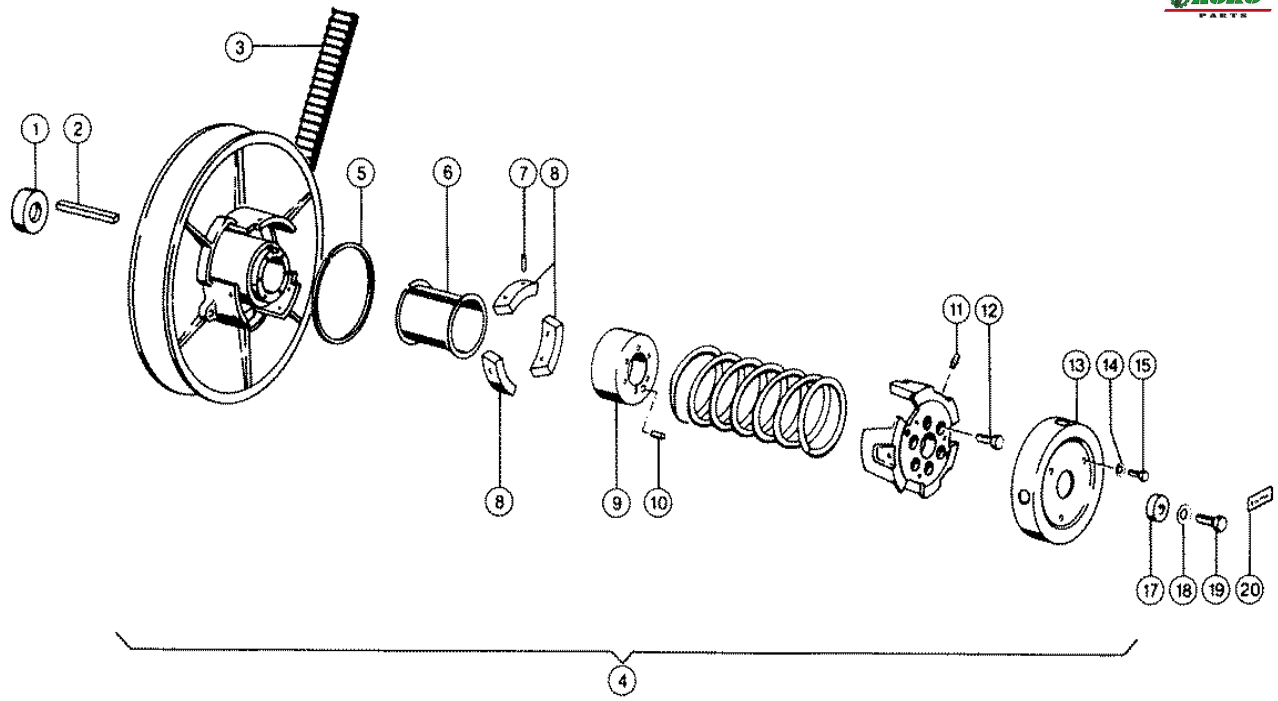
12.01.2008
Sheet 1
DOMINATOR 38

Characteristic: **GROUND DRIVE VARIATOR, VAR. 3822 AND VAR. 7053**

Illustration: **076**



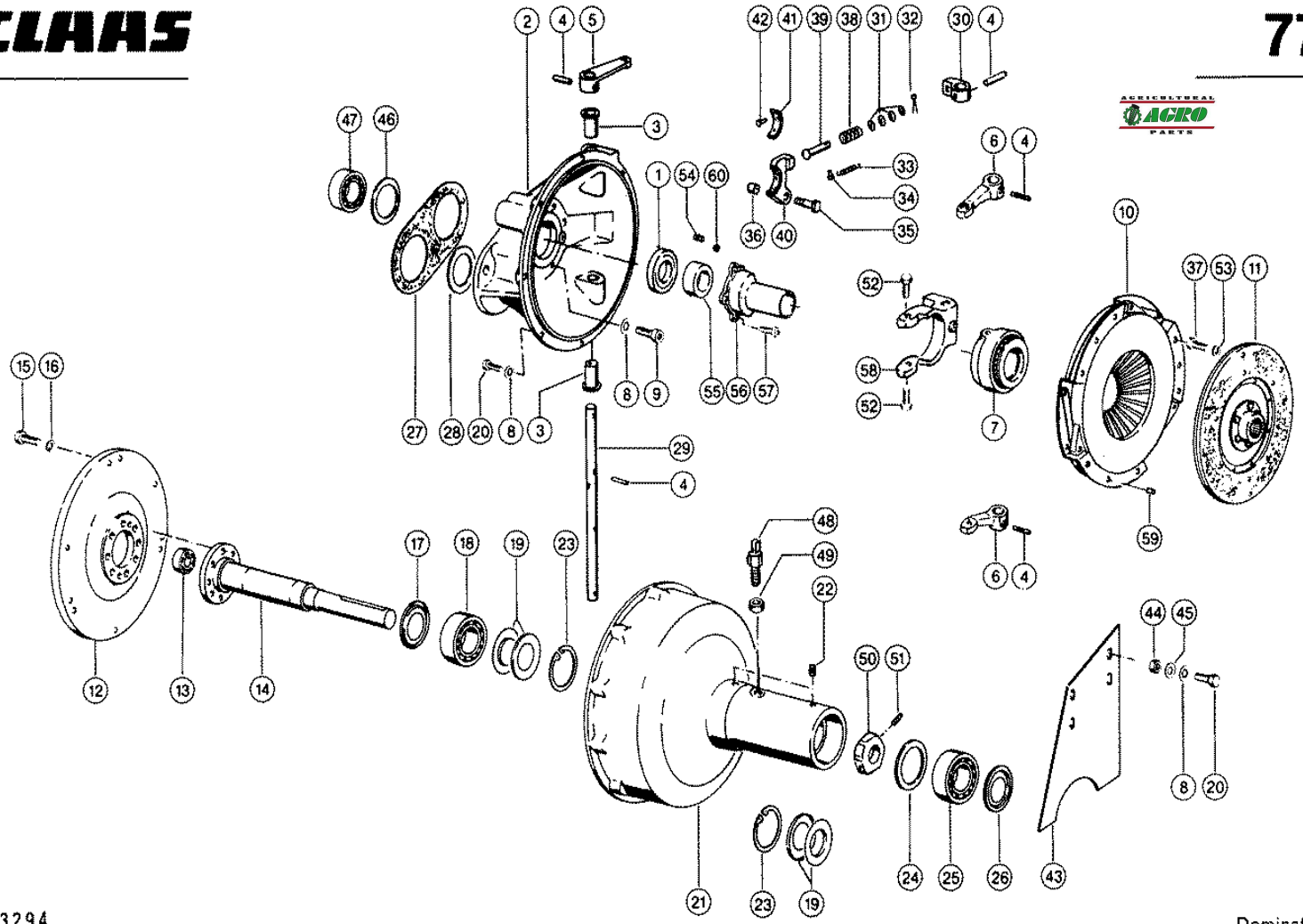
Pos.	Part-No.	Description	DIN	Dimension	Qty.	Remark
1	000 712 420 0	Parallel key	D6885	A 10x 8x110	1	
2	000 628 671 0	Pressure ring			1	from No. 15201320
2	000 724 227 0	Pressure ring		35x67x17	1	to No. 15201319
3	000 673 046 0	Thrust washer		D45x 15	1	
4	000 235 135 1	Safety ring	Din128	16	1	
5	000 235 587 0	Hexagonal screw	Iso4014	M16x55	1	
6	000 671 083 0	V-belt, broad			1	from No. 15201320
6	000 629 756 0	V-belt, broad			1	to No. 15201319
7	000 724 234 1	Driven pulley			1	
8	000 237 606 0	Tensioning pin	I8752	W.Ers.D 2376062	1	
9	000 603 379 0	Locking window			1	
10	000 237 047 0	Screw plug	D906	M12x1,5	1	
11	000 177 309 0	Felt strip	Din6120	6x 7x1400	1	(517 mm long)
12	000 603 825 1	Socket head screw	Iso4762	m 6x 13,8-Dk=9	2	
13	000 244 532 0	Notched dowel	I8745	6x 20	1	
14	000 629 863 0	Parallel key		12x14x160	1	
15	000 629 859 0	Sliding bushing		90x104x110x106	1	
16	000 629 873 0	Glide rail		1,8 mm	1	
16	000 629 874 0	Glide rail		2,3	1	repair stage 1
16	000 629 875 0	Glide rail		2,8	1	repair stage 2
17	000 236 942 0	Grease nipple	D71412	As 6x1	3	
18	000 673 045 1	Cover plate			1	
19	000 215 003 0	Contact washer		Ers.D.2393860	3	
20	000 237 877 0	Hexagonal screw	Iso4017	m 6x10	3	
21	000 673 043 3	Cover			1	
22	000 237 879 0	Tensioning pin	Iso8752	10 X 14	1	
23	000 631 908 0	Compress.spring			1	
24	000 673 044 2	Mounting flange			1	
25	000 237 828 0	Countersunk bolt	Iso1064	M10x 30	6	
25	000 514 064 0	Sticker			2	



103293

Characteristic: **GROUND DRIVE VARIATOR, VAR. 7053**Illustration: **076A**

Pos.	Part-No.	Description	DIN	Dimension	Qty.	Remark
1	000 628 671 0	Pressure ring			1	
2	000 712 420 0	Parallel key	D6885	A 10x 8x110	1	
3	000 671 083 0	V-belt, broad			1	
4	000 628 661 1	Driven pulley		S	1	
5	000 177 309 0	Felt strip	Din6120	66x 7x1400	1	544 long
6	000 628 602 0	Sliding bushing			1	
7	000 235 658 0	Tensioning pin	Iso8752	26 X 16	6	
8	000 628 676 0	Gliding shoe			3	
9	000 628 616 0	Cover		D122,5x51x1,5	1	
10	000 237 879 0	Tensioning pin	Iso8752	210 X 14	1	
11	000 236 942 0	Grease nipple	D71412	As 6x1	3	
12	000 215 473 0	Hexagonal screw	Iso4017	M10x30-Mkl	6	
13	000 628 605 0	Guard cap		D202x40x2	1	
14	000 239 386 0	Contact washer		A 6	3	
15	000 237 464 0	Hexagonal screw	Iso4017	M06x12	3	
17	000 673 046 0	Thrust washer		D45x 15	1	
18	000 239 391 0	Contact washer		A16	1	
19	000 235 587 0	Hexagonal screw	Iso4014	M16x55	1	
20	000 514 064 0	Sticker			2	



Characteristic: **CLUTCH**

Illustration: **077**



Pos.	Part-No.	Description	DIN	Dimension	Qty.	Remark
1	000 237 127 1	Shaft seal ring		B1 35x62x10	1	from No. 15201490
1	000 235 719 0	Shaft seal ring		B1 35x50x10	1	to No. 15201489
2	000 606 822 1	Clutch housing			1	
3	000 631 180 0	Bushing		20 X 23 X40	2	
4	000 215 013 0	Tensioning pin	I8748	6 X 35	3	(5)
5	000 631 682 0	Lever		D35x57	1	
6	000 631 681 0	Clutch yoke		D32x52	1	to No. 15201489
7	000 694 177 0	Thrust bearing			1	from No. 15201490
7	000 649 860 0	Thrust bearing			1	No. 15201320-15201489
7	000 606 837 0	Thrust ring			1	to No. 15201319
8	000 239 387 0	Contact washer		A 8	20	
9	000 235 488 1	Socket head screw	Iso4762	m 8x 25	1	
9	000 236 982 0	Socket head screw	Iso4762	m 8x 30	7	
10	000 694 179 0	Pressure Plate			1	from No. 15201490
10	000 176 482 0	Pressure Plate			1	No. 15201320-15201489
10	000 606 839 0	Is substituted			1	to No. 15201319
11	000 694 180 0	Clutch plate			1	from No. 15201490
11	000 606 838 0	Clutch plate			1	to No. 15201489
12	000 694 181 0	Flywheel disc			1	from No. 15201490
12	000 606 809 1	Flywheel disc			1	to No. 15201489
13	000 239 463 0	Grvd.ball bearing		6203-2rs*-C3	1	
14	000 606 808 1	Variation shaft		D95x385,2	1	
15	000 237 383 0	Hexagonal screw	Iso4017	M10x25	8	
16	000 235 133 0	Spring washer	D128	W.Ers.D.235133	8	
17	000 239 464 0	Bearing seal ring		6209 Zav	1	
18	000 239 462 0	Grvd.ball bearing		6209-Rs*-C3	1	
19	000 239 466 0	Compound seal		Z 009	1	(2)
20	000 237 442 0	Hexagonal screw	Iso4017	M08x25	12	
21	000 606 807 1	Clutch housing			1	
22	000 090 120 1	Screw plug	Din906	M10x1	2	
23	000 235 187 0	Circlip	D472	75x2,5	2	to No. 15201489
24	000 234 435 0	Shims	Din988	63x80x1	1	
25	000 244 285 0	Grvd.ball bearing		6307-Rs*-C3	1	
26	000 239 465 0	Bearing seal ring		6307 Zav	1	
27	000 606 821 0	Gasket		0,3	1	
28	000 234 425 0	Shims	Din988	56x72x0,5	1	
28	000 234 414 0	Shims	Din988	56x72x0,3	1	
28	000 234 401 0	Shims	Din988	56x72x0,1	1	
29	000 694 172 1	Clutch shaft		D20x317,5	1	from No. 15201490
29	000 606 831 0	Clutch shaft		D20x317,5	1	to No. 15201489
30	000 631 762 1	Lever			1	to No. 15201489
31	000 237 990 0	Washer	Iso7092	10	4	
32	000 235 112 0	Split pin	I1234	3,2x 12	1	
33	000 631 770 0	Tension spring		0,4 X 4,6x 27	1	
34	000 236 602 0	Notched nail	I8746	4 X12	2	
35	000 238 237 0	Bolt	D1445	12h11x 25x 40	1	
36	000 712 653 1	Bushing		D15x1x14	1	
37	000 237 439 0	Hexagonal screw	Iso4017	M08x16	6	from No. 15201490
37	000 236 200 0	Hexagonal screw	Iso4017	M08x20	12	to No. 15201489
37	000 235 132 0	Spring washer	D128	Ers.D.235132.1	12	to No. 15201489
38	000 631 769 0	Compress.spring		2 X 13 X 30	1	
39	000 631 768 1	Pin		D16x 54	1	
40	000 694 175 0	Clut. Brake Shoe			1	from No. 15201490
40	000 606 828 0	Clut. Brake Shoe			1	to No. 15201489

CLAAS SPARE PARTS LIST

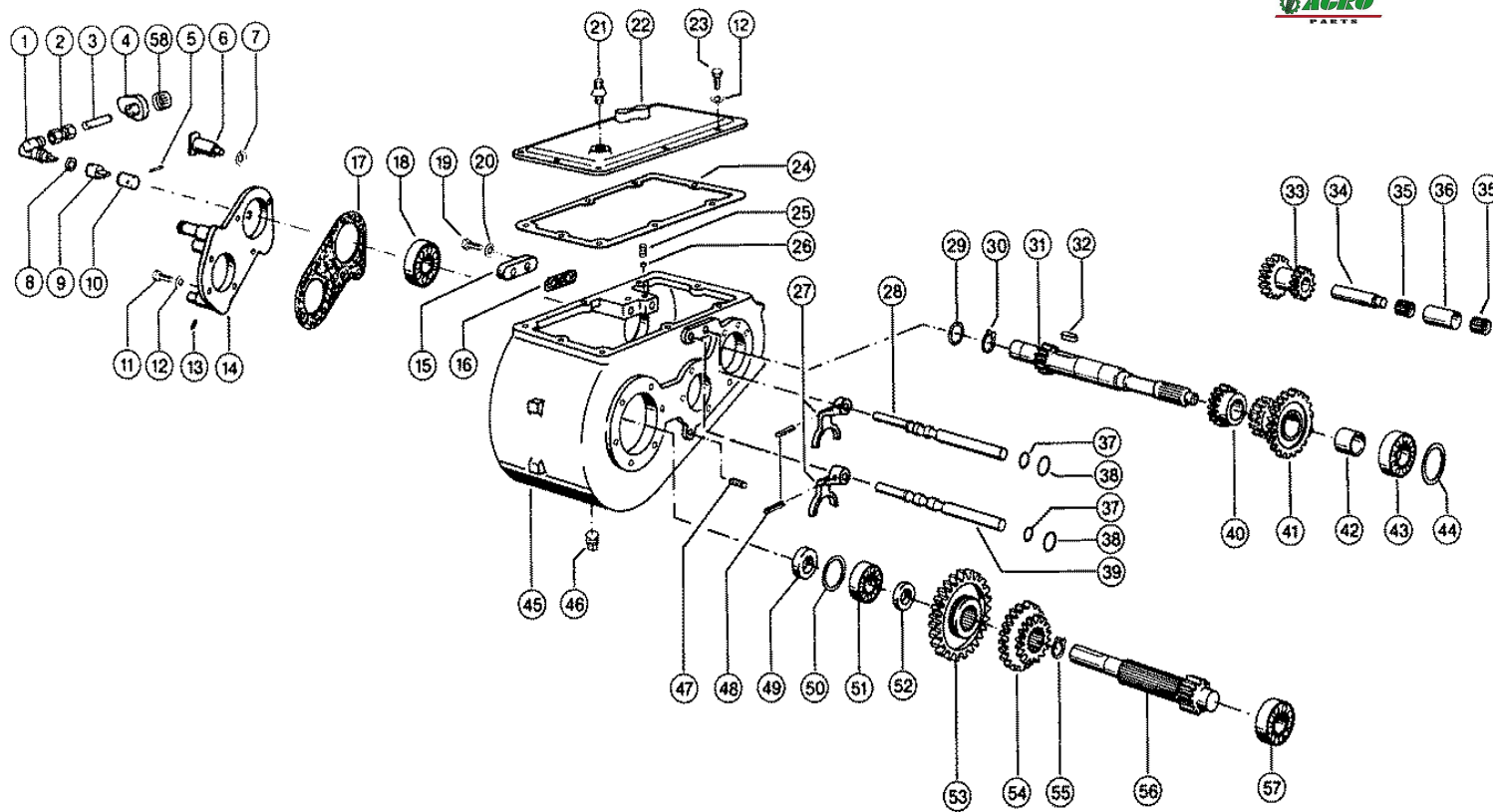
12.01.2008
Sheet 2
DOMINATOR 38

Characteristic: **CLUTCH**

Illustration: **077**



Pos.	Part-No.	Description	DIN	Dimension	Qty.	Remark
41	000 694 176 0	Brake lining			1	from No. 15201490
41	000 606 830 1	Brake lining			1	to No. 15201489
42	000 236 975 0	Notched pin	I8747	2,5x 10	2	
43	000 609 431 0	Supporting plate		4x170x162	1	
44	000 236 170 0	Hexagonal nut	Iso4032	M8	4	
45	000 234 271 0	Washer		8,4x 23 X2	4	
46	000 234 425 0	Shims	Din988	56x72x0,5	N.B	
46	000 234 414 0	Shims	Din988	56x72x0,3	N.B	
46	000 234 401 0	Shims	Din988	56x72x0,1	N.B	
47	000 235 916 0	Grvd.ball bearing	D625	6207	1	
48	000 676 835 0	Magnetic pick up			1	from No. 15201490
49	000 233 381 0	Hexagonal nut	Iso8675	M18x1,5	1	from No. 15201490
50	000 649 978 0	Cam wheel		6kt.70x15	1	from No. 15201490
51	000 236 325 0	Threaded pin	Iso4029	m 8x10	1	from No. 15201490
52	000 238 422 0	Hexagonal screw	Din561	M06x16-Ri	2	from No. 15201490
53	000 235 132 0	Spring washer	D128	Ers.D.235132.1	6	(12)
54	000 212 312 0	Threaded pin	Iso4029	m 6x16	1	from No. 15201490
55	000 694 240 0	Brake ring		D51,5x21	1	from No. 15201490
56	000 694 178 0	Guide bushing			1	from No. 15201490
57	000 236 987 0	Socket head screw	Iso4762	m 8x 20	3	from No. 15201490
58	000 694 262 0	Shifter yoke			1	from No. 15201490
58	000 631 681 0	Clutch yoke		D32x52	1	to No. 15201489
59	000 215 567 0	Tensioning pin	I8748	6 X 14	3	from No. 15201490
60	000 241 038 0	Ball	D5401	7 G28	1	from No. 15201490



Characteristic: **GEARBOX**Illustration: **078**

Pos.	Part-No.	Description	DIN	Dimension	Qty.	Remark
-	000 694 008 0	Gearbox		S	1	from No. 15201490
-	000 606 989 0	Gearbox			1	to No. 15201489
1	000 632 182 0	Angle drive			1	to No. 15201489
2	000 723 703 0	Socket			1	to No. 15201489
3	000 600 738 0	Coupler			1	to No. 15201489
4	000 604 015 0	Frequency generat			1	to No. 15201489
5	000 244 067 0	Tensioning pin	Iso8752	23,5x 30	1	to No. 15201489
6	000 215 159 0	Pin	D1445	10h11x 11x 25	2	
7	000 239 388 0	Contact washer		A10	2	
8	000 633 031 0	Seal ring	D7603	A18 X24	1	to No. 15201489
9	000 632 183 0	Clutch			1	to No. 15201489
10	000 632 184 0	Coupler			1	
11	000 237 442 0	Hexagonal screw	Iso4017	M08x25	3	
11	000 235 521 0	Hexagonal screw	Iso4014	M08x60	1	
12	000 239 387 0	Contact washer		A 8	12	
13	000 242 590 0	Threaded pin	Iso4028	m 8x16	2	
14	000 649 974 0	Gearbox cover r.h			1	from No. 15201490
14	000 606 817 1	Gearbox cover r.h			1	to No. 15201489
15	000 606 825 1	Bearing cover			1	
16	000 606 826 0	Gasket		0,3	1	
17	000 606 818 0	Gasket		0,3	1	
18	000 235 928 0	Grvd.ball bearing	D625	6306	1	
19	000 237 467 0	Hexagonal screw	Iso4017	m 6x22	2	
20	000 239 386 0	Contact washer		A 6	2	
21	000 712 660 0	Screw plug		m 24 X 1,5	1	
22	000 790 021 0	Housing cover			1	
23	000 236 200 0	Hexagonal screw	Iso4017	M08x20	8	
24	000 742 342 0	Gasket		219x 375x0,3	1	
25	000 790 114 0	Compress.spring		1,4 X 7,8x 40	2	
26	000 244 007 0	Ball	D5401	10 G28	2	
27	000 790 016 0	Shift fork			2	
28	000 606 823 0	Shift rod		D15x315	1	
29	000 234 383 0	Back-up washer	Din988	S 30x42x2,5	1	
30	000 235 163 0	Circlip	D471	30x1,5	1	
31	000 694 170 0	Is substituted			1	from No. 15201490
31	000 649 970 0	Drive shaft		D48x429	1	No. 15201440-15201489
31	000 606 811 0	Drive shaft		D47,8x429	1	to No. 15201439
32	000 238 391 0	Parallel key	D6885	A 10x 8x 65	1	
33	000 606 812 0	Rev. gear pinion		D68,8x78,5	1	
34	000 742 320 0	Revers.gear shaft		13	1	
35	000 179 761 0	Needle cage		K 20x24x17	2	
36	000 742 332 0	Spacer bush		D25x44,5	1	
37	000 211 091 2	O-ring		12 X 2 Nbr 80	2	
38	000 766 548 0	O-ring	D3771	15,3 X2,4 -N	2	
39	000 606 824 0	Shift rod		D15x305	1	
40	000 790 013 1	Spur gear		22 Z.	1	to No. 15201489
41	000 723 793 0	Double gear wheel			1	from No. 15201490
41	000 790 012 0	Double gear wheel		37 Z.	1	to No. 15201489
42	000 742 333 0	Spacer sleeve		D42,4x57,5	1	
43	000 235 916 0	Grvd.ball bearing	D625	6207	1	
44	000 234 425 0	Shims	Din988	56x72x0,5	N.B	
44	000 234 414 0	Shims	Din988	56x72x0,3	N.B	
44	000 234 401 0	Shims	Din988	56x72x0,1	N.B	
45	000 790 020 3	Gearbox housing			1	

CLAAS SPARE PARTS LIST

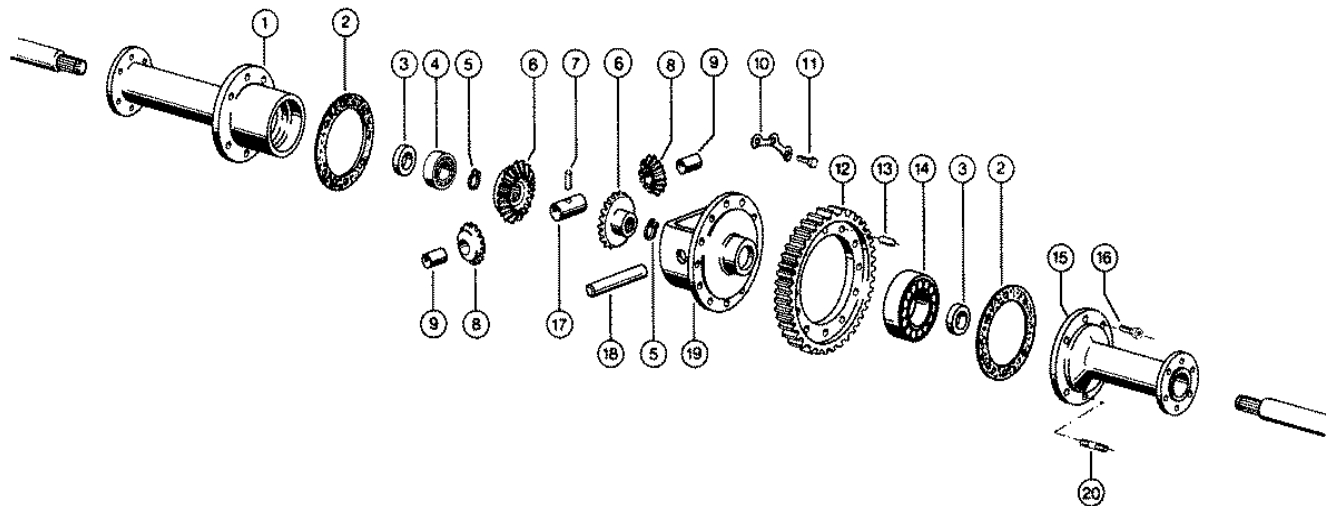
12.01.2008
Sheet 2
DOMINATOR 38

Characteristic: **GEARBOX**

Illustration: **078**



Pos.	Part-No.	Description	DIN	Dimension	Qty.	Remark
46	000 635 423 0	Magnetic Plug		M24x1,5	1	
47	000 090 120 1	Screw plug	Din906	M10x1	1	
48	000 215 106 0	Tensioning pin	I8748	5 X 24	2	
49	000 235 714 0	Radial seal ring		B2 30x50x10	1	
50	000 234 412 0	Shims	Din988	50x62x0,3	N.B	
50	000 234 399 0	Shims	Din988	50x 62x0,1	N.B	
51	000 235 914 0	Grvd.ball bearing	D625	6206	1	
52	000 742 334 0	Spacer ring		D 45,15x 10	1	
53	000 606 815 0	Sliding wheel		D153x34 Z=49	1	
54	000 606 814 1	Db.sliding gear			1	
55	000 235 167 0	Circlip	D471	42x1,75	1	
56	000 606 813 1	Main shaft			1	
57	000 239 120 1	Cy.Roller Bearing	D5412	Nj 2207 E.Tvp2	1	
58	000 241 269 2	Threaded cap		M18x1,5 (11.128)	1	to No. 15201489



CLAAS SPARE PARTS LIST

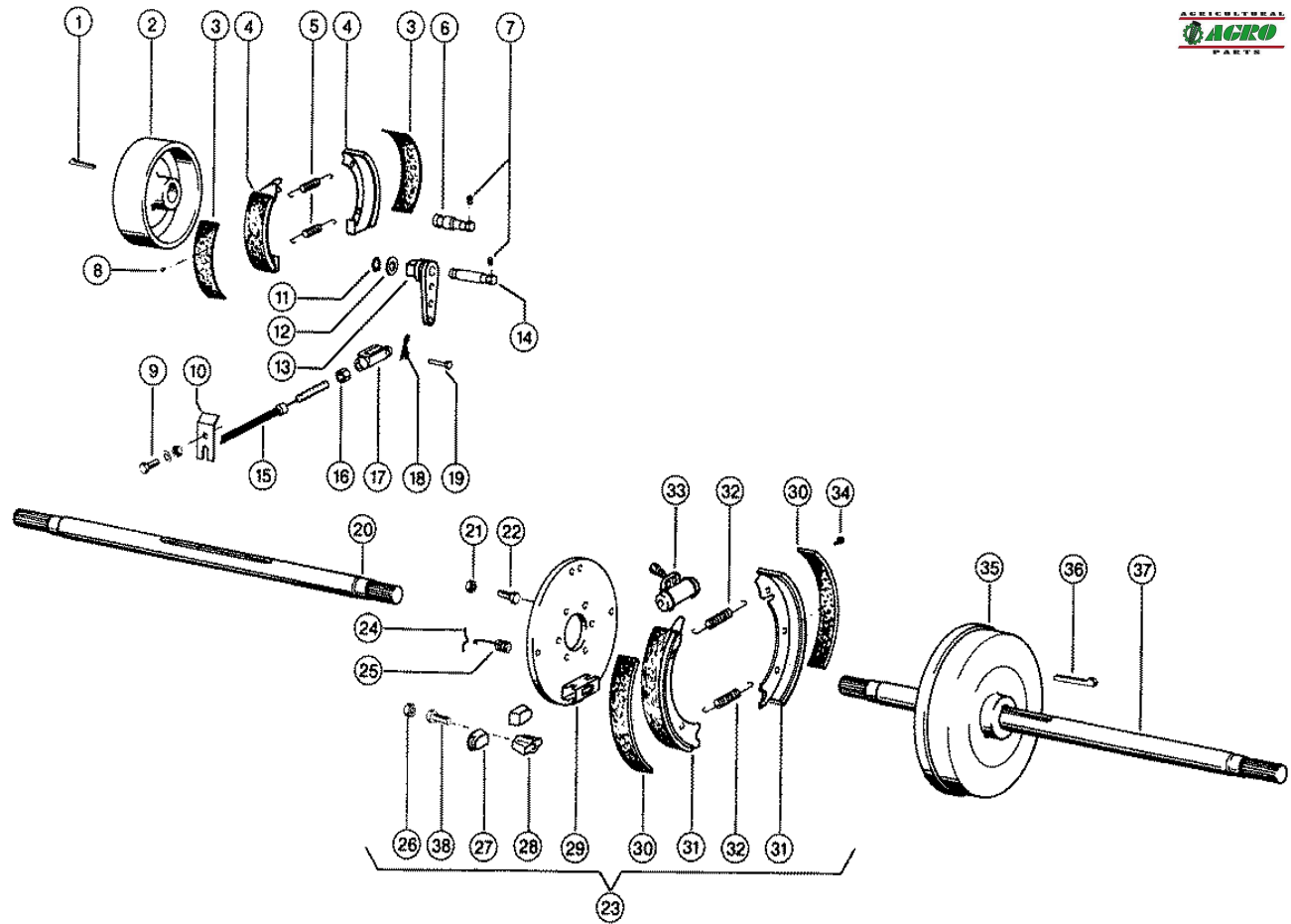
12.01.2008
Sheet 1
DOMINATOR 38

Characteristic: **DIFFERENTIAL**

Illustration: **079**



Pos.	Part-No.	Description	DIN	Dimension	Qty.	Remark
1	000 606 804 1	Brake flange			1	
2	000 742 339 0	Gasket		165x0,3	2	
3	000 235 719 0	Shaft seal ring		B1 35x 50x10	2	
4	000 235 904 0	Grvd.ball bearing	D625	6011	1	
5	000 243 060 0	Circlip	D472	28x1,2	2	
6	000 606 803 0	Bevel gear		21 Z.	2	
7	000 237 606 0	Tensioning pin	I8752	W.Ers.D 2376062	1	
8	000 723 775 0	Bevel gear		Vorm	2	from No. 152000320
8	000 790 842 0	Bevel gear			2	to No. 152000319
9	000 723 777 0	Bearing bush			1	from No. 152000320
10	000 790 847 0	Locking plate			4	
11	000 237 383 0	Hexagonal screw	Iso4017	M10x25	10	
12	000 606 802 0	Toothed rim		61 Z.	1	
13	000 244 019 0	Tensioning pin	Iso8752	12 X 20	2	
14	000 235 924 0	Grvd.ball bearing	Din625	6212	1	
15	000 606 805 0	Flange l.h.			1	
16	000 236 937 0	Socket head screw	Din7984	m 8x 20	4	
17	000 790 845 0	Spacer sleeve		D30,2x6x61,4	1	
18	000 790 844 0	Different.shaft		22e6 X156	1	
19	000 790 841 0	Balance housing		GGG-50	1	
20	000 244 013 0	Stud bolt	D939	M12x 35	8	



CLAAS SPARE PARTS LIST

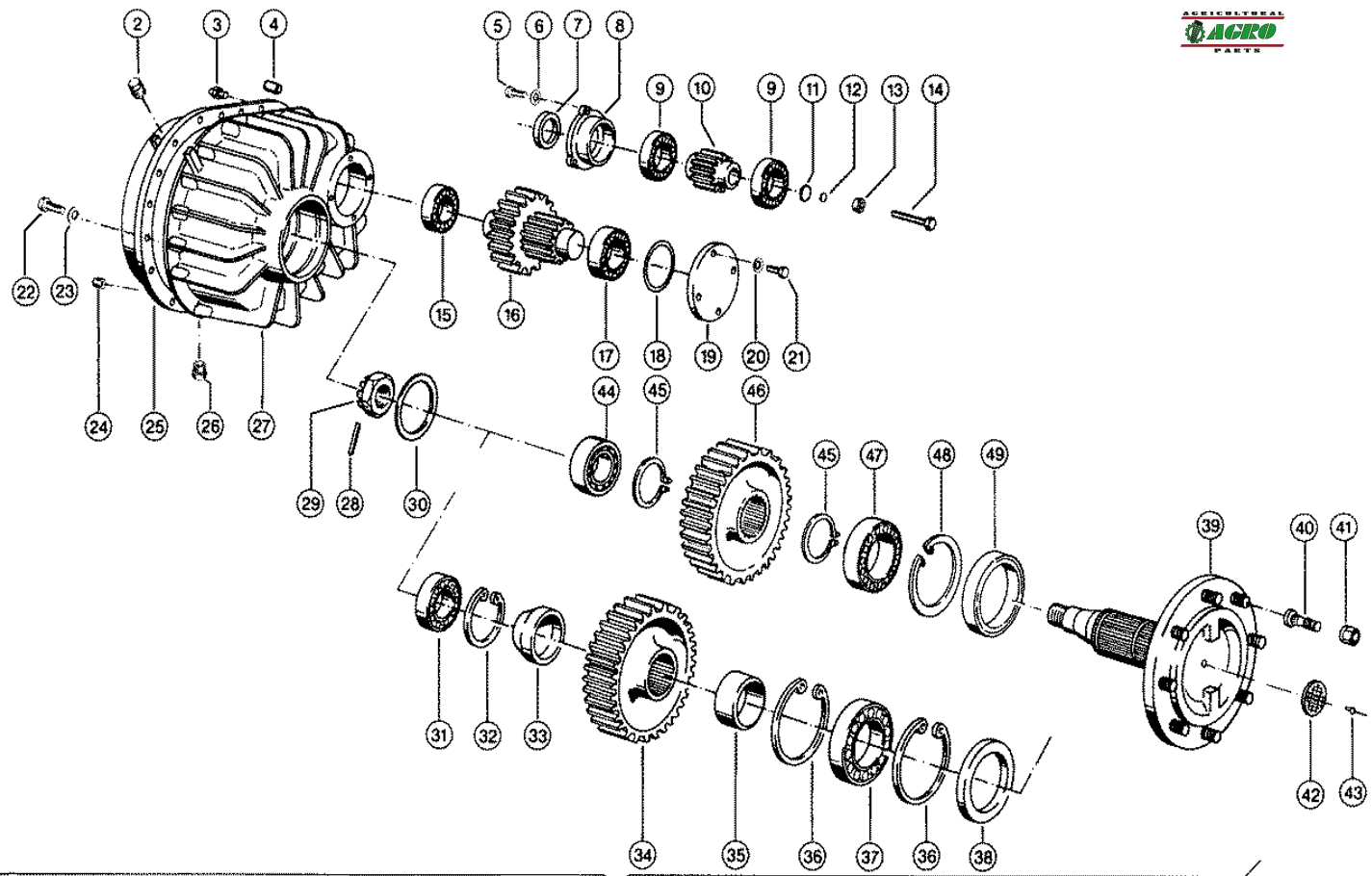
12.01.2008
Sheet 1
DOMINATOR 38

Characteristic: **BRAKE**

Illustration: **080**

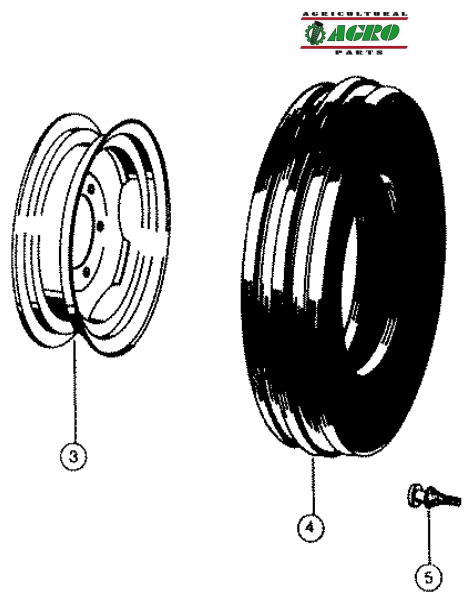


Pos.	Part-No.	Description	DIN	Dimension	Qty.	Remark
1	000 244 799 0	Gib-head key	D6887	8x 7x 50	1	
2	000 606 819 0	Brake drum			1	
3	000 685 361 0	Brake shoe compl.			2	to No. 15201439
4	000 643 206 0	Brake shoe compl.		160x40 Asbestfr	2	from No. 15201440
4	000 685 360 0	Brake shoe compl.			2	to No. 15201439
5	000 685 362 0	Tension spring			2	
6	000 685 264 0	Anchor pin		20 X 72	1	
7	000 242 590 0	Threaded pin	Iso4028	m 8x16	2	
8	000 233 846 0	Rivet	D7338	B3x 6	14	to No. 15201439
9	000 235 241 1	Hexagonal screw	Iso4014	M06x40	1	to No. 15201489
9	000 236 169 0	Hexagonal nut	Iso4032	M6	1	to No. 15201489
9	000 239 386 0	Contact washer		A 6	1	to No. 15201489
10	000 608 796 0	Support		25x4x62	1	to No. 15201489
11	000 238 113 0	Circlip	D471	14x1	1	
12	000 233 847 0	Washer		14 X 30 X2	1	
13	000 685 363 1	Brake cam			1	
14	000 685 265 0	Pin		14 X 81	1	
15	000 601 195 0	Cable		3290 Lg	1	
16	000 236 171 0	Hexagonal nut	Iso4032	M10	1	
17	000 632 127 0	Fork head	D71752	G10x40	1	
18	000 235 088 0	Split pin	I1234	4 X 18	1	
19	000 632 133 0	Pin		B10a12x 28	1	
20	000 606 987 0	Countershaft r.h.		D35,15x762	1	
21	000 237 947 0	Securing nut	Iso7042	M10	12	
22	000 239 256 0	Self Lock. Screw		M10x35	12	
23	000 606 849 3	Hydr. Brake		250x40	2	
24	000 655 333 0	Spring bracket		.	4	
25	000 655 332 0	Compress.spring		48,5 -1 lang	4	
26	000 244 021 1	Securing nut	Iso1051	M12x1,5	2	to No. 15201439
27	000 643 249 0	Readjusting bolt			4	from No. 15201440
27	000 655 315 0	Readjusting bolt			4	to No. 15201439
28	000 643 250 0	Readjusting key			2	from No. 15201440
28	000 655 338 0	Readjusting key			2	to No. 15201439
29	000 643 247 0	Brake plate			2	from No. 15201440
29	000 643 239 0	Brake plate			2	to No. 15201439
30	000 631 866 0	Brake shoe compl.			4	to No. 15201440
31	000 643 207 0	Brake shoe compl.		250x40 Asbestfr	4	from No. 15201440
31	000 655 312 0	Brake shoe compl.	250x40		4	to No. 15201439
32	000 631 867 0	Tension spring		2,8 X 13 X106	4	
33	000 655 339 1	Brake cylinder		37438	2	
-	000 175 261 0	Repair kit			N.B	pay attention to manufacturer
-	000 177 298 0	Seal set	D	F. 655339.0 Fag	N.B	pay attention to manufacturer
34	000 237 818 0	Hollow rivet	D7338	B4x10	N.B	to No. 15201439
35	000 606 836 0	Brake drum			2	
36	000 007 618 0	Gib-head key	D6887	10x 8x 70	2	
37	000 606 985 0	Countershaft l.h.		D35,15x890	1	
38	000 643 251 0	Hexagonal screw		45353	2	from No. 15201440



Characteristic: **FINAL DRIVE**Illustration: **081**

Pos.	Part-No.	Description	DIN	Dimension	Qty.	Remark
1	000 602 235 1	Final drive assy.		6 To S	2	
2	000 635 423 0	Magnetic Plug		M24x1,5	2	
3	000 179 842 0	Breather		M10 X1	2	
4	000 242 377 0	Cylindrical pin	I8734	16x 32	4	
5	000 236 200 0	Hexagonal screw	Iso4017	M08x20	6	
6	000 239 387 0	Contact washer		A 8	6	
7	000 235 724 0	Shaft seal ring		B1sl 35x 62x12	2	
8	000 602 234 0	Cover interior			2	
9	000 235 919 0	Grvd.ball bearing	D625	6209 cm	4	
10	000 602 230 0	Pinion		13 Z.	2	
11	000 602 237 0	Thrust washer		D27x3	2	
12	000 236 687 0	Seal ring	D7603	A12 X18	2	
13	000 236 172 0	Hexagonal nut	Iso4032	M12	2	
14	000 602 238 0	Hex. Bolt Temprd.		Am12x70	2	
15	000 243 671 0	Ta.roller bearing	D720	322 08	2	from No. 15201440
15	000 233 199 0	Ta.roller bearing	D720	33208/Q	2	to No. 15201439
16	000 602 229 0	Double spur gear		30/13 Z.	2	
17	000 239 476 0	Ta.roller bearing	D720	332 10	2	
18	000 963 004 2	Adjusting disc		78 X 90 X0,1	N.B	
18	000 963 004 3	Adjusting disc		78 X 90 X0,2	N.B	
18	000 963 004 4	Adjusting disc		78 X 90 X0,5	N.B	
19	000 602 233 0	Cover outside			2	
20	000 239 388 0	Contact washer		A10	8	
21	000 237 383 0	Hexagonal screw	Iso4017	M10x25	8	
22	000 237 453 0	Hexagonal screw	Iso4017	M10x30	34	
23	000 239 388 0	Contact washer		A10	34	
24	000 090 120 1	Screw plug	Din906	M10x1	2	
25	000 649 936 0	Int.axle housing			2	from No. 15201440
25	000 602 225 0	Int.axle housing		bis Maschnr.	2	to No. 15201439
26	000 635 424 0	Screw plug		M24x1,5	2	
27	000 649 937 0	Ext.axle housing			2	from No. 15201440
27	000 602 226 0	Ext.axle housing			2	to No. 15201440
28	000 235 681 2	Tensioning pin	Iso8752	28 X 50-N	2	
29	000 631 695 0	Castellated nut	D937	W.Ers.D.6853641	2	
30	000 631 723 0	Washer		99 X117,8x0,2	2	
31	000 235 933 0	Grvd.ball bearing	Din625	6310	2	to No. 15201439
32	000 235 194 0	Circlip	Din472	110x4	2	to No. 15201439
33	000 602 231 0	Spacer ring			2	to No. 15201439
34	000 602 228 0	Spur gear			2	to No. 15201439
35	000 602 232 0	Spacer bushing		D95x41,3	2	to No. 15201439
36	000 235 196 0	Circlip	D472	150x4	4	to No. 15201439
37	000 238 233 0	Cy.Roller Bearing		Nu 217 E.Jp1	2	to No. 15201439
38	000 237 124 1	Shaft seal ring		B1 110x150x15	2	to No. 15201439
39	000 649 938 0	Wheel shaft			2	from No. 15201440
39	000 602 236 0	Wheelshaft preass			2	to No. 15201439
40	000 631 737 1	Wheel bolt		M18x1,5x 56	16	
41	000 631 738 0	Ball nut	D7436	W.Ers.D.6317381	16	
42	000 211 289 0	Rear reflector			2	
43	000 239 153 0	Rivet	D7337	A 4,8x20	2	
44	000 235 989 0	Ta.roller bearing	Din720	30210	2	from No. 15201440
45	000 215 043 0	Circlip	D471	80x4	4	from No. 15201440
46	000 649 940 0	Spur gear			2	from No. 15201440
47	000 238 073 0	Ta.roller bearing	D720	32016 X/Q	2	from No. 15201440
48	000 243 064 0	Circlip	Din472	125x4	2	from No. 15201440

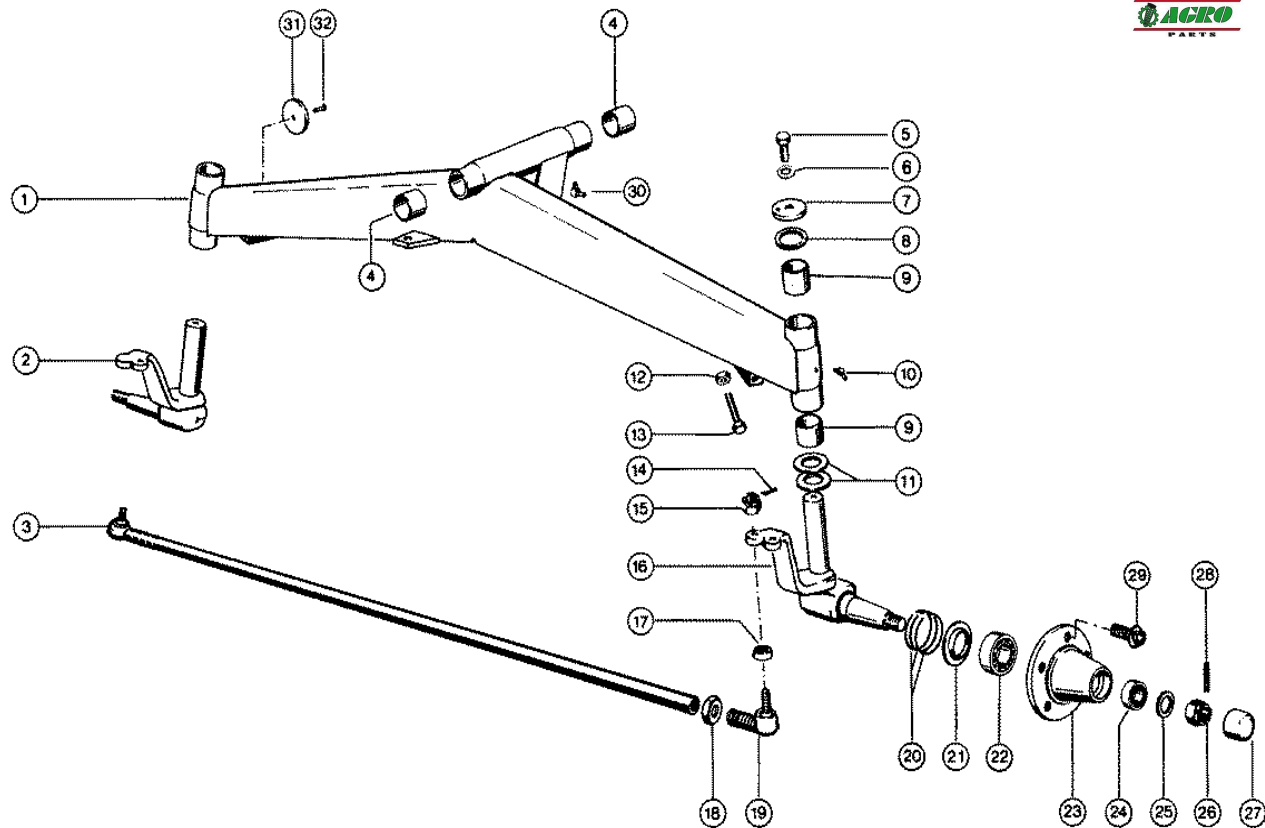


Characteristic: **TIRES AND WHEELS**

Illustration: **082**



Pos.	Part-No.	Description	DIN	Dimension	Qty.	Remark
1	000 631 067 0	Wheel rim		Dw 12-26	2	at tires 14,9 - 26
1	000 726 027 1	Wheel rim		Dw 14x26	2	at tires 18,4 - 26
2	000 631 036 0	Tyre With Tube		14,9-26 8pr R1	2	
-	000 757 482 0	Tube		13 -26	2	at tires 14,9 - 26
-	000 631 079 0	Tyre With Tube		18,4-26 8pr R1	2	optional
-	000 631 081 0	Tube		15-26 16.9/18.	2	at tires 18,4 - 26
3	000 655 064 0	Wheel rim		9.00x15.3 B	2	at tire 10.0/75-15.3
3	000 655 064 0	Wheel rim		9.00x15.3 B	2	at tire 11.5/80-15.3
4	000 810 163 0	Tyre		10.0/75-15.3	2	
4	000 676 838 1	Tyre		11,5/80-15,3	2	
-	000 800 111 0	Tube		10.0/75-15.3	2	at tire 10.0/75-15.3
-	000 631 197 0	Tube		11,5/80-15.3	2	at tire 11.5/80-15.3
5	000 682 083 0	Wheel rim valve		50msw Tr 618a	2	from No. 15200470
5	000 676 839 0	Wheel rim valve	D7780	43 Gs/16	2	to No. 15200469



CLAAS SPARE PARTS LIST

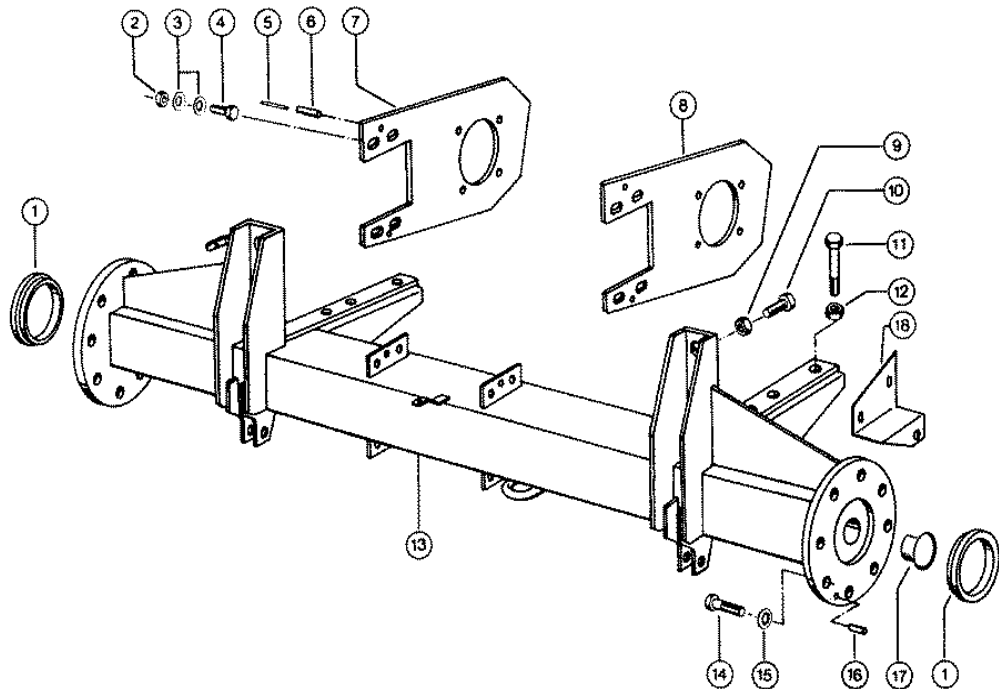
12.01.2008
Sheet 1
DOMINATOR 38

Characteristic: **REAR AXLE, WHEEL TREAD 1,4 M, VAR. 3207**

Illustration: **083**



Pos.	Part-No.	Description	DIN	Dimension	Qty.	Remark
1	000 679 561 2	Steering axle			1	
2	000 673 412 0	Axle Spindle R.H.			1	
3	000 655 092 1	Track rod			1	
4	000 655 143 1	Bearing bush		40 X 42 X 40	2	
5	000 237 458 0	Hexagonal screw	Iso4017	M12x20	2	
6	000 239 389 0	Contact washer		A12	2	
7	000 673 420 1	Cover disk		D 63x6	2	
8	000 679 568 1	Spacer ring			2	
9	000 655 144 1	Bearing bush		45 X 47 X 40	4	
10	000 236 943 0	Grease nipple	Din7141	2S 6x1	2	
11	000 673 426 0	Pressure disc	Din5405	A3 4565	4	
12	000 236 456 0	Hexagonal nut	Iso4035	M12	2	
13	000 237 372 0	Hexagonal screw	Iso4017	M12x 55	2	
14	000 235 084 0	Split pin	I1234	3,2x 28	2	
15	000 631 135 0	Castellated nut	Din979	M14x1,5	2	
16	000 673 417 0	Axle spindle			1	
17	000 631 184 0	Sealing cap			2	
18	000 633 587 0	Hexagonal nut	Iso8675	M28x1,5	1	
19	000 633 584 1	Ball joint		18/M28x1,5	1	
20	000 673 428 0	Set of seals		As 90 3,3 Breit	6	
21	000 655 088 2	Thrust washer		50x 89x 6	2	
22	000 235 922 0	Grvd.ball bearing	D625	6210	2	
23	000 673 421 0	Wheel hub		5 Loch	2	
24	000 235 914 0	Grvd.ball bearing	D625	6206	2	
25	000 180 064 0	Washer	Din1440	25x40x4	2	
26	000 631 168 1	Castellated nut	Din979	M24x2-10 Schlit	2	
27	000 631 169 1	Cap			2	
28	000 235 650 0	Tensioning pin	I8752	W.Ers.D 2356502	2	
29	000 655 071 0	Wheel bolt		M14x1,5x 18,5	10	
30	000 236 944 0	Grease nipple	Din7141	2S 6x1	2	
31	000 682 295 0	Reflector red			2	for inland
32	000 239 153 0	Rivet	D7337	A 4,8x20	2	for inland



CLAAS SPARE PARTS LIST

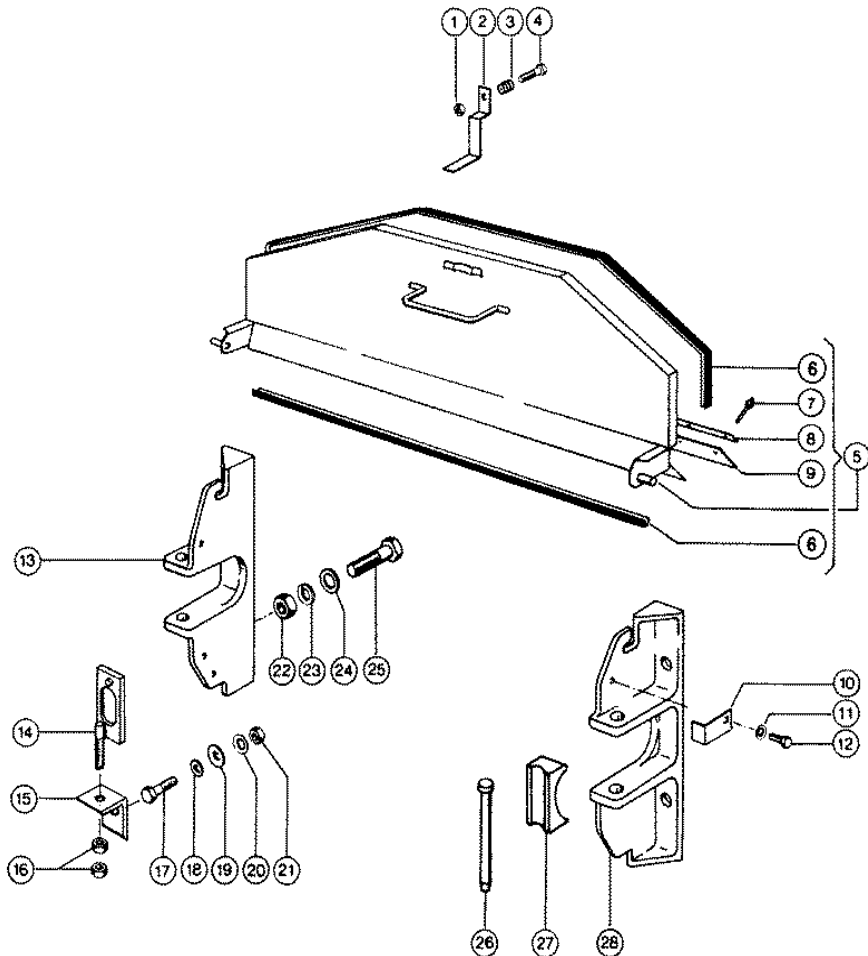
12.01.2008
Sheet 1
DOMINATOR 38

Characteristic: **DRIVE AXLE**

Illustration: **084**



Pos.	Part-No.	Description	DIN	Dimension	Qty.	Remark
1	000 713 045 1	Centering ring		118 X15,5	2	
2	000 238 234 0	Securing nut	Iso7042	M12	8	
3	000 235 124 2	Washer	Iso7089	13	16	
4	000 237 572 0	Hexagonal screw	Iso4017	M12x35	8	
5	000 239 148 0	Tensioning pin	Iso1338	7x 20	4	
6	000 244 019 0	Tensioning pin	Iso8752	12 X 20	4	
7	000 606 847 2	Supporting plate			1	
8	000 606 846 1	Supporting plate		8x233,5x392	1	
9	000 215 008 0	Securing nut	Iso10518	M20x1,5	6	
10	000 238 372 1	Hexagonal screw	Iso8676	M20x1,5x 40	6	from No. 15201440
10	000 238 304 0	Hexagonal screw	Iso8676	M20x1,5x 50	6	to No. 15201439
11	000 239 328 0	Hexagonal screw	Iso4014	M20x130	6	
12	000 237 521 0	Hexagonal nut	Iso4032	M20	6	
13	000 723 785 0	Drive axle			1	from 2.7 m cutterbar
13	000 606 927 1	Drive axle			1	at 2.4 m cutterbar
14	000 238 917 0	Hexagonal screw	Iso8676	M18x2x 45	16	
15	000 235 136 1	Safety ring		18	16	
16	000 631 687 0	Cylindrical pin		8,5 X 32	2	
17	000 238 272 0	Locking cover	D443	B 63	2	
18	000 727 445 0	Support			1	

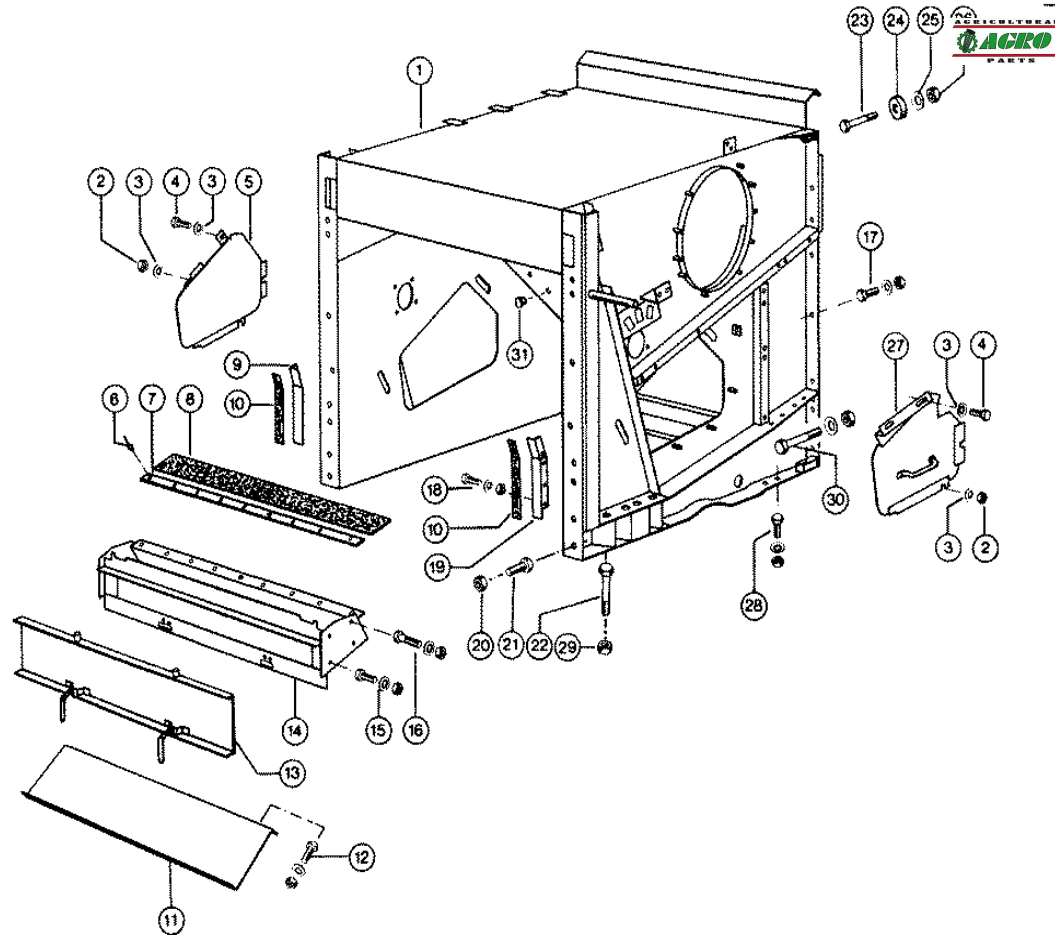


Characteristic: **ASSEMBLY COMPONENTS**

Illustration: **085**



Pos.	Part-No.	Description	DIN	Dimension	Qty.	Remark
1	000 238 132 0	Securing nut	Iso7042	M08	1	
2	000 605 207 0	Lock		20x5x180	1	
3	000 002 155 0	Compress.spring		2 X 11 X 21	1	
4	000 238 125 0	Hexagonal screw	Iso4017	m 8x40	1	
5	000 725 509 0	Drum cover			1	
6	000 200 909 0	Seal strip			1	
7	000 237 950 1	Rivet	Iso16584	4,8x12	9	
8	000 725 519 0	Clamp strip			1	
9	000 725 518 0	Sealing tape			1	
10	000 720 947 0	Support		3x25x68	2	
11	000 239 387 0	Contact washer		A 8	2	
12	000 237 439 0	Hexagonal screw	Iso4017	M08x16	2	
13	000 725 503 1	Receiver fork			1	
14	000 726 810 1	Slide			1	from No. 15200520
15	000 726 809 0	Angle		65x50x45x7	1	from No. 15200520
16	000 236 172 0	Hexagonal nut	Iso4032	M12	2	from No. 15200520
17	000 237 572 0	Hexagonal screw	Iso4017	M12x35	1	from No. 15200520
18	000 000 020 1	Washer		D 20x13x5	1	from No. 15200520
19	000 234 330 0	Washer		13 X 37 X3	1	from No. 15200520
20	000 239 389 0	Contact washer		A12	1	from No. 15200520
21	000 236 172 0	Hexagonal nut	Iso4032	M12	1	from No. 15200520
22	000 233 339 2	Wheel nut	D74361	W.Ers.D.2333393	4	
23	000 236 501 1	Safety ring		22	4	
24	000 501 282 0	Washer		22,5x 45 X5	1	from No. 15200620
24	000 236 957 0	Washer		23 X 40 X3	1	No. 15200520-15201319
25	000 215 132 0	Hexagonal screw	Iso8765	M22x1,5x110	4	
26	000 725 505 0	Pin		D25x131	2	
27	000 725 504 0	Bearing piece			2	
28	000 725 502 0	Receiver Fork Lh			1	



CLAAS SPARE PARTS LIST

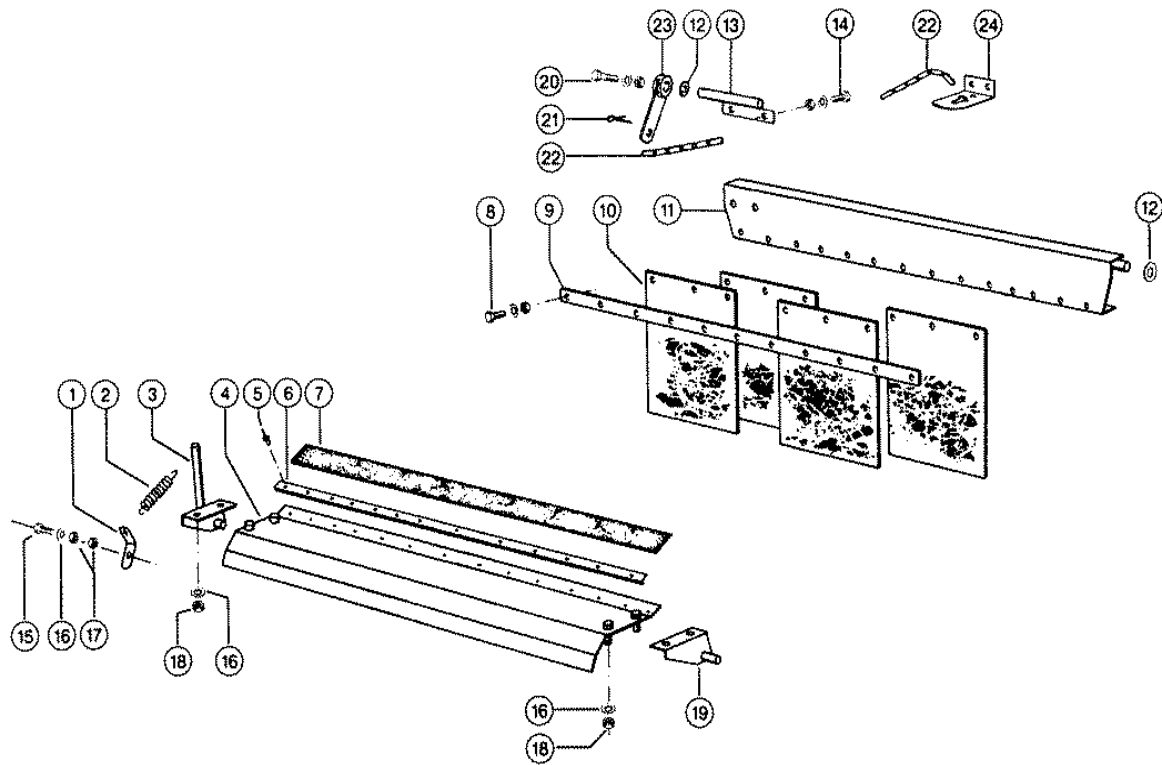
12.01.2008
Sheet 1
DOMINATOR 38

Characteristic: **DRUM HOUSE**

Illustration: **086**

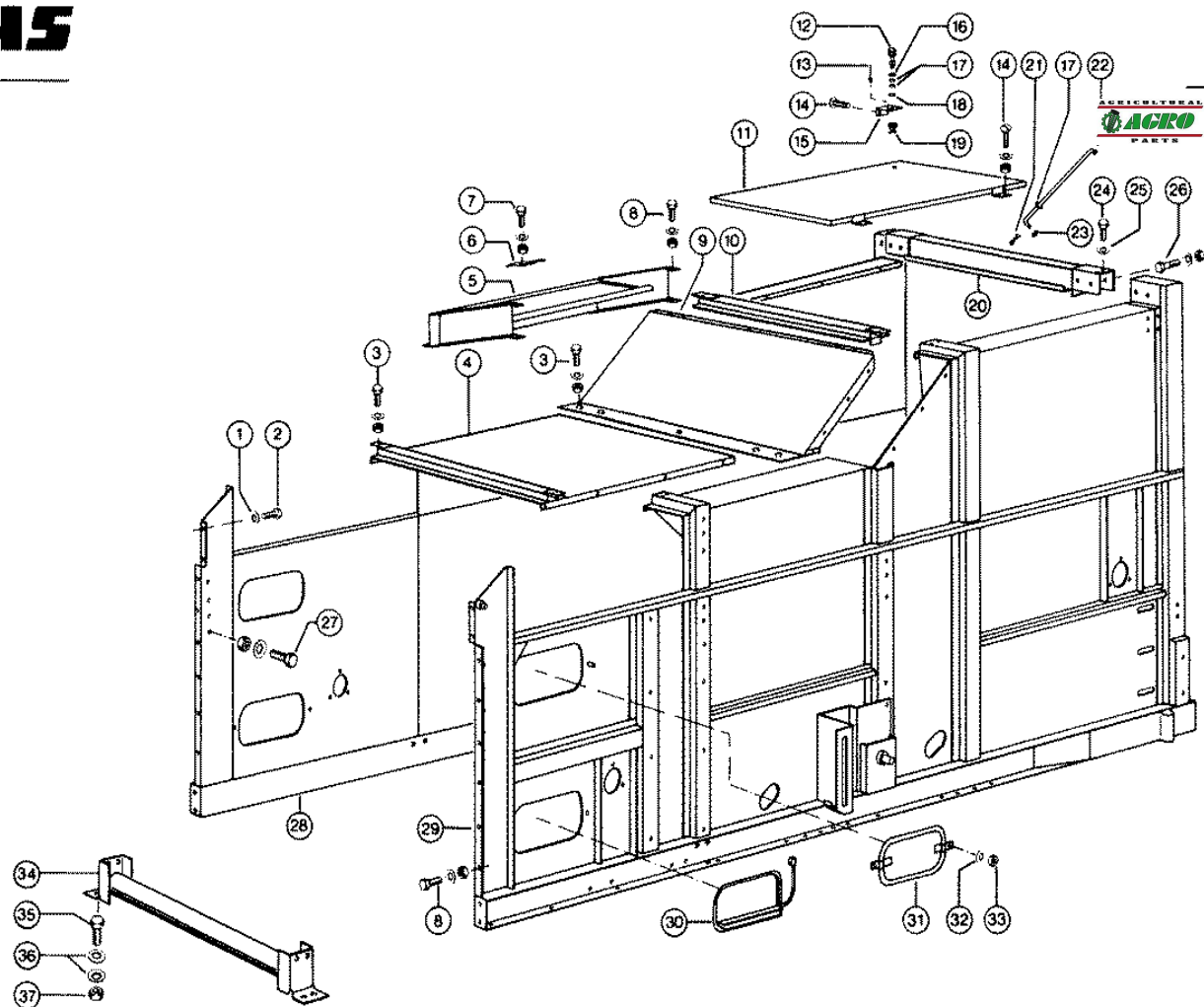


Pos.	Part-No.	Description	DIN	Dimension	Qty.	Remark
1	000 724 711 5	Drum housing			1	
2	000 236 170 0	Hexagonal nut	Iso4032	M8	8	
3	000 239 387 0	Contact washer		A 8	10	
4	000 242 445 0	Hexagonal screw	Iso4017	m 8x10	2	
5	000 724 760 1	Cover r.h.			1	
6	000 237 950 1	Rivet	Iso16584	4,8x12	8	
7	000 725 624 0	Clamp strip			1	
8	000 725 623 0	Rubber gasket			1	
9	000 725 617 0	Sealing Angle R.H		2x41x322	1	
10	000 200 909 0	Seal strip			2	
11	000 725 625 0	Feed plate			1	
12	000 237 465 0	Hexagonal screw	Iso4017	M06x16	3	
12	000 236 169 0	Hexagonal nut	Iso4032	M6	3	
12	000 239 386 0	Contact washer		A 6	3	
13	000 725 627 0	Cover			1	
14	000 725 620 2	Stone trough			1	
15	000 237 383 0	Hexagonal screw	Iso4017	M10x25	6	
15	000 236 171 0	Hexagonal nut	Iso4032	M10	6	
15	000 239 388 0	Contact washer		A10	6	
16	000 235 532 0	Hexagonal screw	Iso4014	M10x40	2	
16	000 236 171 0	Hexagonal nut	Iso4032	M10	2	
16	000 239 388 0	Contact washer		A10	2	
17	000 237 439 0	Hexagonal screw	Iso4017	M08x16	4	
17	000 236 170 0	Hexagonal nut	Iso4032	M8	4	
17	000 239 387 0	Contact washer		A 8	4	
18	000 237 466 0	Hexagonal screw	Iso4017	M06x20	8	
18	000 236 169 0	Hexagonal nut	Iso4032	M6	8	
18	000 239 386 0	Contact washer		A 6	8	
19	000 725 616 0	Sealing Angle L.H		2x41x322	1	
20	000 215 008 0	Securing nut	Iso10518	M20x1,5	6	
21	000 238 304 0	Hexagonal screw	Iso8676	M20x1,5x 50	6	
22	000 239 328 0	Hexagonal screw	Iso4014	M20x130	6	
23	000 233 431 0	Hexagonal screw	Iso4014	M12x190	2	from No. 15200470
24	000 675 322 0	Spacer piece		D 30x8	2	from No. 15200470
25	000 239 389 0	Contact washer		A12	2	from No. 15200470
26	000 236 172 0	Hexagonal nut	Iso4032	M12	2	from No. 15200470
27	000 724 759 1	Cover l.h.			2	
28	000 237 382 0	Hexagonal screw	Iso4017	M10x20	24	
28	000 236 171 0	Hexagonal nut	Iso4032	M10	24	
28	000 239 388 0	Contact washer		A10	24	
29	000 237 521 0	Hexagonal nut	Iso4032	M20	6	
30	000 242 379 0	Hexagonal screw	Iso4014	M12x110	2	from No. 15200470
30	000 236 172 0	Hexagonal nut	Iso4032	M12	2	from No. 15200470
30	000 239 389 0	Contact washer		A12	2	from No. 15200470
31	000 215 145 0	Plug		D15,6-F	2	from No. 15200420



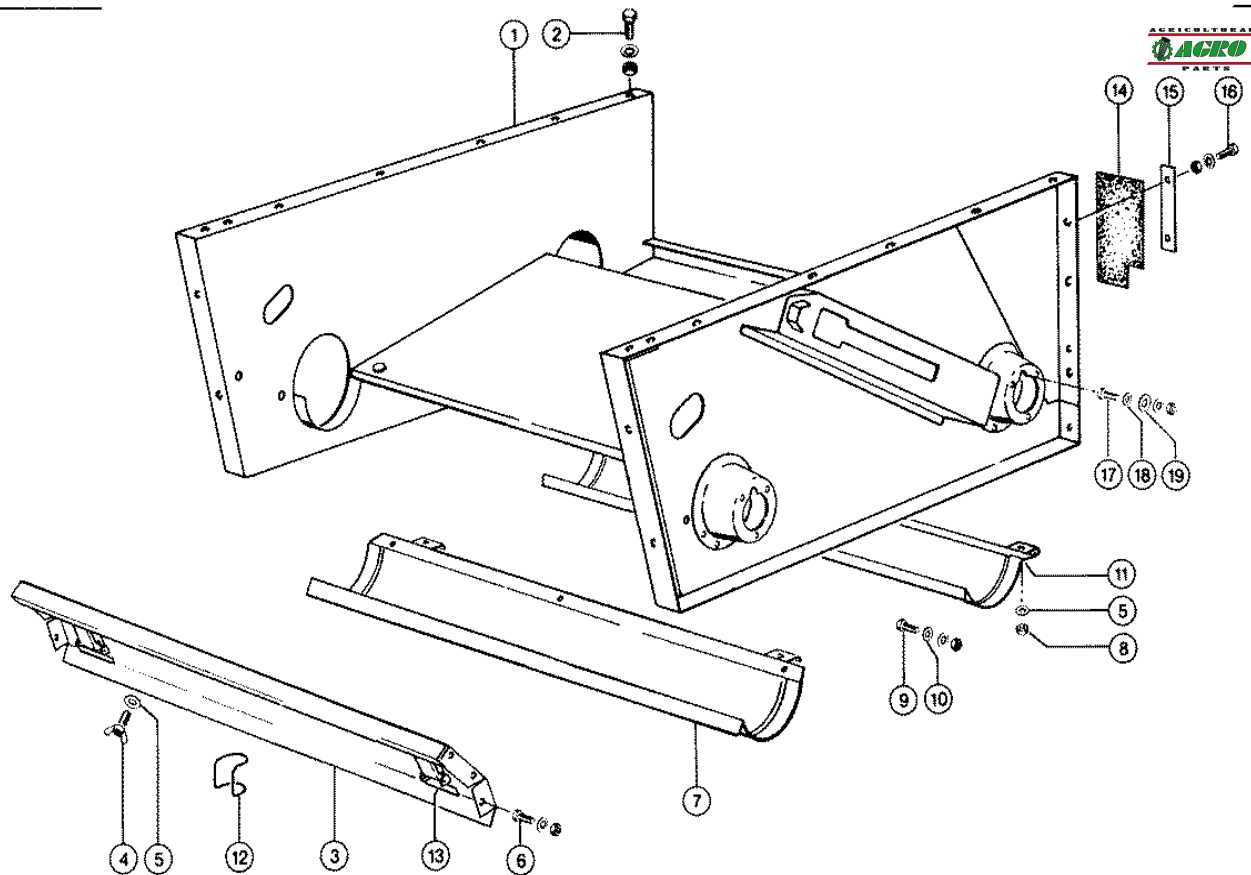
Characteristic: **ASSEMBLY COMPONENTS**Illustration: **087**

Pos.	Part-No.	Description	DIN	Dimension	Qty.	Remark
1	000 673 937 0	Strip		20x3x43	1	from No. 15200420
1	000 679 674 0	Strip		3x20x43	1	to No. 15200419
2	000 659 262 0	Tension spring		2 X 20 X106	1	
3	000 726 063 0	Angle r.h.			1	from No. 15200420
3	000 725 632 0	Angle r.h.			1	to No. 15200419
4	000 724 753 0	Guide plate ass.			1	
5	000 237 950 1	Rivet	Iso16584	4,8x12	6	
6	000 724 757 0	Rail			1	
7	000 724 756 0	Sealing tape			1	
8	000 237 465 0	Hexagonal screw	Iso4017	M06x16	11	
8	000 237 983 0	Securing nut	Iso7042	M06	11	
8	000 236 180 0	Washer	D9021	6,4	11	
9	000 727 427 0	Ledge			1	
10	000 726 844 0	Deflector canvas		2x210x350	4	from No. 15200620
10	000 684 205 2	Deflector canvas		2 X210x 300	4	to No. 15200619
11	000 727 426 0	Deflector plate			1	
12	000 236 948 0	Washer		16,5x 28 X1,5	2	
13	000 727 428 2	Torsion bar		D15h9x125	1	
14	000 237 442 0	Hexagonal screw	Iso4017	M08x25	2	
14	000 236 170 0	Hexagonal nut	Iso4032	M8	2	
14	000 239 387 0	Contact washer		A 8	2	
15	000 237 439 0	Hexagonal screw	Iso4017	M08x16	1	
16	000 239 387 0	Contact washer		A 8	1	
17	000 236 170 0	Hexagonal nut	Iso4032	M8	2	
18	000 238 132 0	Securing nut	Iso7042	M08	4	
19	000 725 631 0	Angle l.h.			1	
20	000 237 333 0	Hexagonal screw	Iso4017	M06x35	1	from No. 15201440
20	000 236 169 0	Hexagonal nut	Iso4032	M6	1	from No. 15201440
20	000 239 386 0	Contact washer		A 6	1	from No. 15201440
20	000 235 662 0	Tensioning pin	Iso8752	6 X 26	1	No. 15200620-15201439
21	000 237 687 0	Split pin	I1234	6,3x 18	1	from No. 15200620
22	000 670 747 0	Chain	D5685	G 3x 16x 26gl	1	from No. 15200620
23	000 684 898 1	Lever			1	from No. 15200620
24	000 605 027 1	Support		3x77x95	1	from No. 15200620



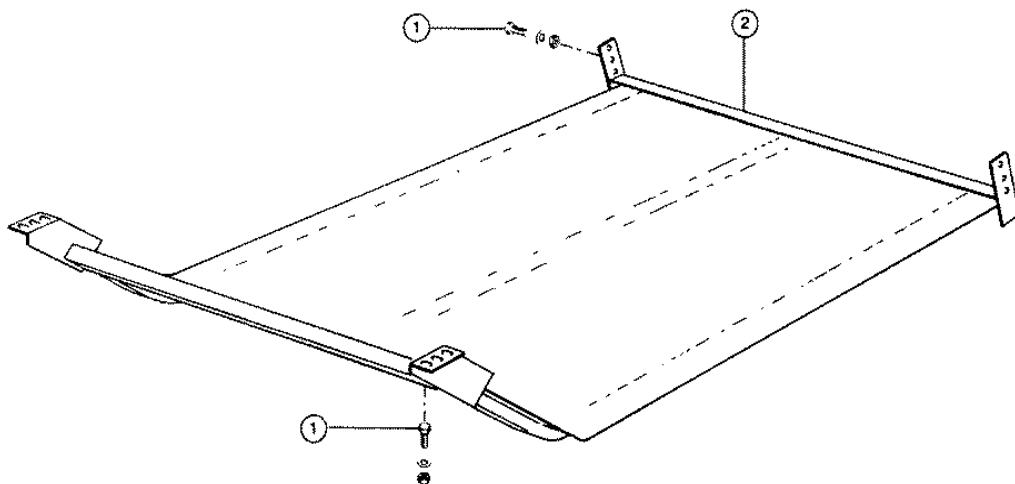
Characteristic: **STRAW WALKER HOUSING**Illustration: **088**

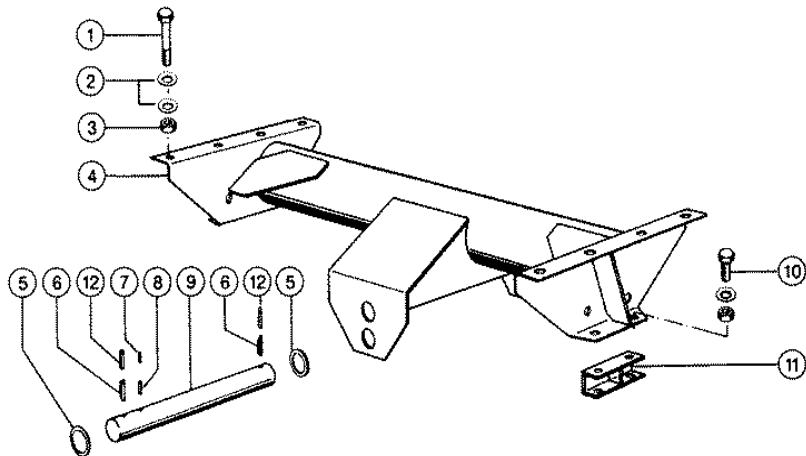
Pos.	Part-No.	Description	DIN	Dimension	Qty.	Remark
1	000 239 387 0	Contact washer		A 8	4	
2	000 237 342 0	Hexagonal screw	Iso4017	m 8x30	4	
3	000 236 200 0	Hexagonal screw	Iso4017	M08x20	36	
3	000 236 170 0	Hexagonal nut	Iso4032	M8	36	
3	000 239 387 0	Contact washer		A 8	36	
4	000 724 838 2	Roof plate center			1	
5	000 724 861 1	Battery carrier			1	
6	000 744 096 1	Battery holder		3x70x 70	1	
7	000 236 200 0	Hexagonal screw	Iso4017	M08x20	1	
7	000 236 170 0	Hexagonal nut	Iso4032	M8	1	
7	000 239 387 0	Contact washer		A 8	1	
8	000 237 382 0	Hexagonal screw	Iso4017	M10x20	18	
8	000 236 171 0	Hexagonal nut	Iso4032	M10	18	
8	000 239 388 0	Contact washer		A10	18	
9	000 724 830 0	Roof			1	
10	000 726 590 0	Cap profile			1	from No. 15200420
10	000 724 833 0	Cap profile			1	to No. 15200419
11	000 724 825 4	Cover			1	
12	000 725 804 0	Pin			1	
13	000 236 701 1	Rivet	Din7337	A 3,2x 6	2	
14	000 665 564 1	Flat head bolt		m 6x 12	5	(2)
14	000 236 169 0	Hexagonal nut	Iso4032	M6	5	(2)
14	000 239 386 0	Contact washer		A 6	5	(2)
15	000 725 760 0	Angle		3x40x85	1	(2) from No. 15201440
16	000 238 166 1	Washer		9,5x 17 X1,5	12	
17	000 725 776 0	Sealing washer		D 18x2	3	
18	000 725 777 0	Retaining ring		D 13x4	1	
19	000 725 778 0	Spring clip			1	
20	000 726 581 0	Cap profile			1	from No. 15200420
20	000 724 835 1	Cap profile			1	to No. 15200419
21	000 235 083 0	Split pin	I1234	3,2x 18	1	
22	000 726 601 0	Support short			1	
23	000 236 912 2	Washer	Din125	8,4	1	
24	000 237 382 0	Hexagonal screw	Iso4017	M10x20	8	
25	000 239 388 0	Contact washer		A10	8	
26	000 237 808 0	Hexagonal screw	Iso4017	M10x75	4	
26	000 236 171 0	Hexagonal nut	Iso4032	M10	4	
26	000 239 388 0	Contact washer		A10	4	
27	000 237 572 0	Hexagonal screw	Iso4017	M12x35	8	
27	000 236 172 0	Hexagonal nut	Iso4032	M12	8	
27	000 239 389 0	Contact washer		A12	8	
28	000 724 870 7	Side wall		S	1	
29	000 724 868 5	Side wall		S	1	
30	000 701 740 3	Inspec.hole door			2	
31	000 787 546 1	Inspec.hole door			2	
32	000 215 003 0	Contact washer		Ers.D.2393860	4	
33	000 236 169 0	Hexagonal nut	Iso4032	M6	4	
34	000 727 679 1	Cross tube			1	from No. 15200470
35	000 237 461 0	Hexagonal screw	Iso4017	M12x30	8	from No. 15200470
36	000 239 389 0	Contact washer		A12	16	from No. 15200470
37	000 236 172 0	Hexagonal nut	Iso4032	M12	8	from No. 15200470



Characteristic: **THROUG**Illustration: **089**

Pos.	Part-No.	Description	DIN	Dimension	Qty.	Remark
1	000 727 957 1	Trough			1	from No. 15201320
1	000 725 145 2	Trough			1	to No. 15201319
2	000 237 382 0	Hexagonal screw	Iso4017	M10x20	10	
2	000 236 171 0	Hexagonal nut	Iso4032	M10	10	
2	000 239 388 0	Contact washer		A10	10	
3	000 727 974 0	Cross plate			1	from No. 15201320
3	000 726 671 0	Cross plate			1	No. 15200420-15201319
3	000 725 152 1	Cross plate			1	to No. 15200419
4	000 238 949 0	Wing screw	D316	m 8x 16-C	6	to No. 15001319
5	000 239 387 0	Contact washer		A 8	6	(12)
6	000 237 439 0	Hexagonal screw	Iso4017	M08x16	4	
6	000 236 170 0	Hexagonal nut	Iso4032	M8	4	
6	000 239 387 0	Contact washer		A 8	4	
7	000 727 966 0	Grain trough			1	from No. 15201320
7	000 725 230 0	Trough			1	to No. 15201319
8	000 238 132 0	Securing nut	Iso7042	M08	6	from No. 15201320
8	000 235 138 0	Wing nut	Din315	m 8	6	to No. 15201319
9	000 237 439 0	Hexagonal screw	Iso4017	M08x16	1	
9	000 239 387 0	Contact washer		A 8	1	
9	000 236 170 0	Hexagonal nut	Iso4032	M8	1	
10	000 237 957 0	Washer		8,5x30x3	1	
11	000 727 968 0	Return trough			1	from No. 15201320
11	000 725 153 1	Trough			1	to No. 15201319
12	000 687 439 0	Clamp			4	from No. 15201320
13	000 684 176 0	Lock		4 S	4	from No. 15201320
14	000 727 962 0	Gasket		3x85x180	2	from No. 15201320
15	000 727 963 0	Ledge		2x20x140	2	from No. 15201320
16	000 236 200 0	Hexagonal screw	Iso4017	M08x20	4	from No. 15201320
16	000 236 170 0	Hexagonal nut	Iso4032	M8	4	from No. 15201320
16	000 239 387 0	Contact washer		A 8	4	from No. 15201320
17	000 237 465 0	Hexagonal screw	Iso4017	M06x16	2	from No. 15201320
17	000 236 169 0	Hexagonal nut	Iso4032	M6	2	from No. 15201320
17	000 239 392 0	Contact washer		B 6	2	from No. 15201320
18	000 176 820 0	Washer		10,5x 30 X1,5	2	from No. 15201320
19	000 236 829 0	Washer		8,5 X 40 X 3	2	from No. 15201320



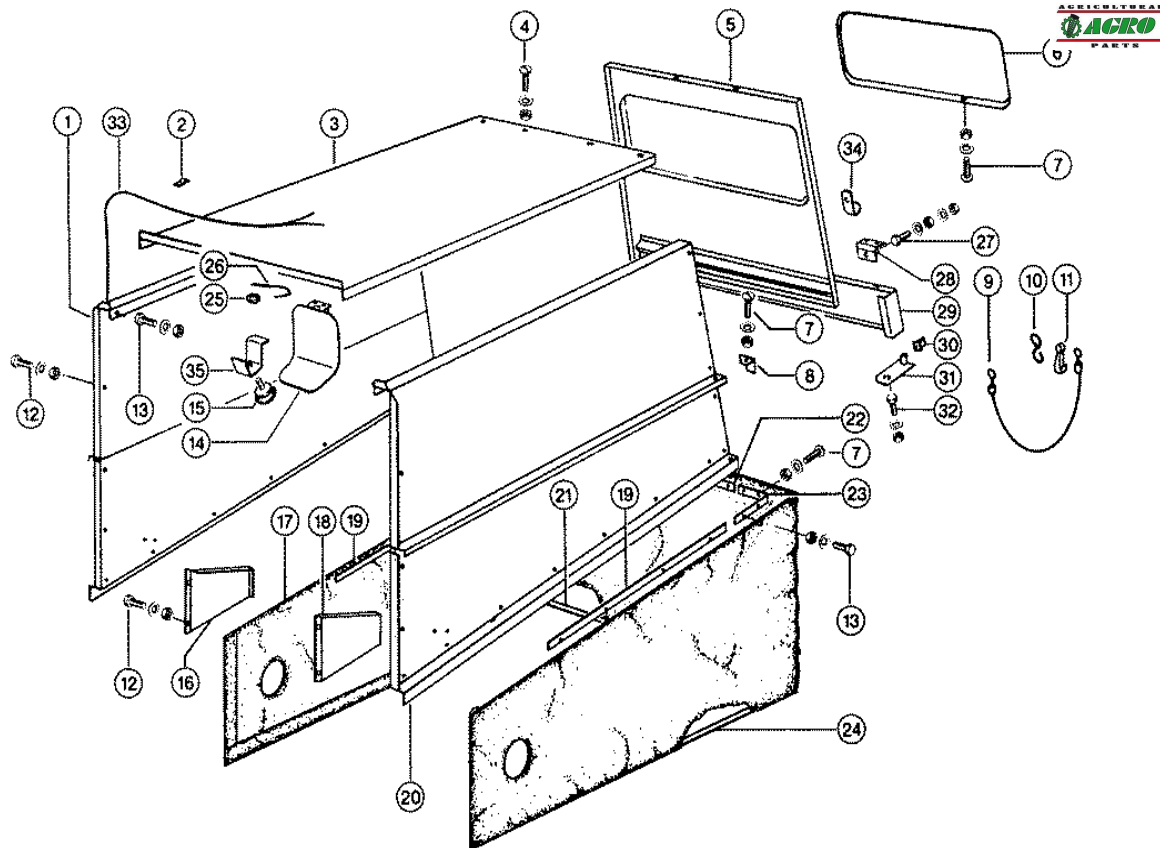


Characteristic: **REAR AXLE SUPPORT**

Illustration: **091**

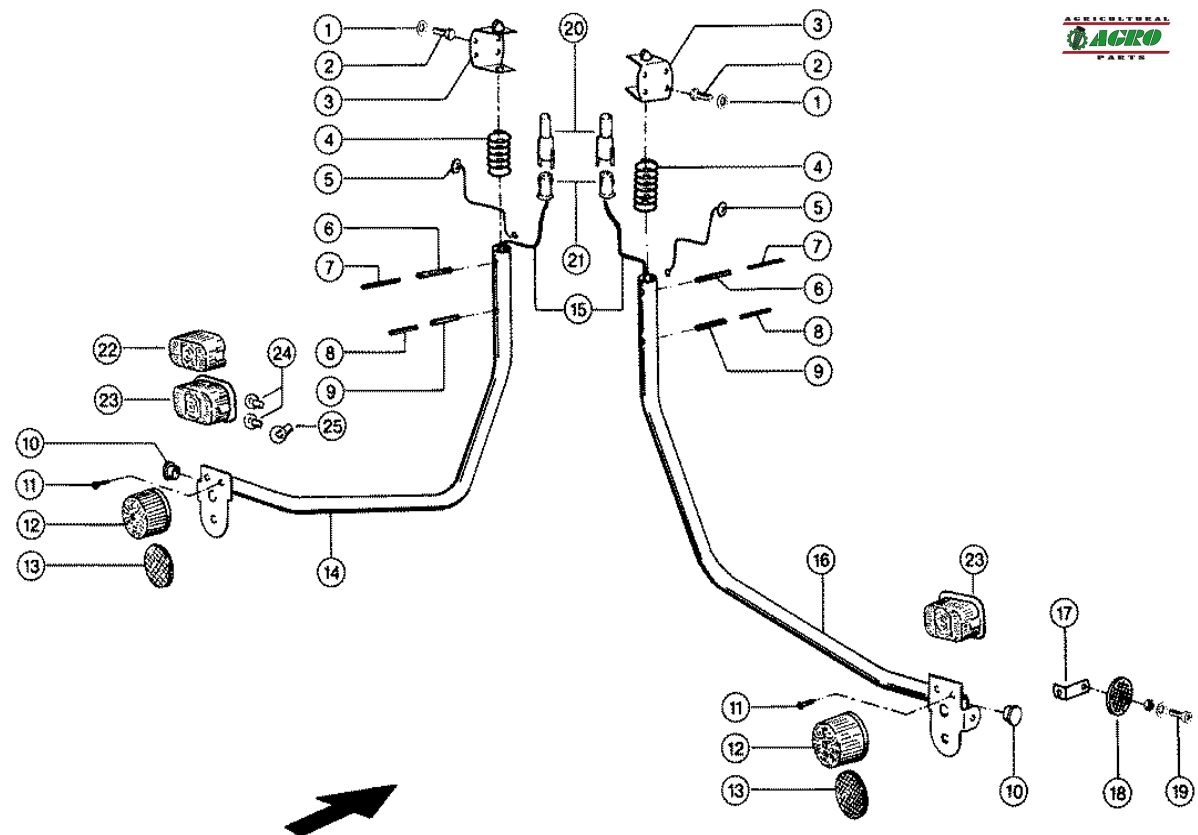


Pos.	Part-No.	Description	DIN	Dimension	Qty.	Remark
1	000 244 397 0	Hexagonal screw	Iso4014	M14x130	8	
2	000 239 390 0	Contact washer		A14	16	
3	000 235 601 0	Hexagonal nut	Iso4032	M14	8	
4	000 724 772 3	Rear axle support			1	
5	000 236 863 0	Washer		43 X 65 X1	N.B	
5	000 236 864 0	Washer		43 X 65 X3	N.B	
6	000 237 614 2	Tensioning pin	Iso8752	10 X 70 N-St	2	from No. 15200620
6	000 235 103 0	Split pin	I1234	8 X 56	2	to No. 15200619
7	000 237 914 1	Tensioning pin	I8752	W.Ers.D.2379142	1	
8	000 236 899 0	Tensioning pin	Iso8752	8 X 20	1	
9	000 655 060 2	Suspension pin		D40h9x421	1	
10	000 236 056 0	Hexagonal screw	Iso4017	M12x25	4	from No. 15200420
10	000 236 172 0	Hexagonal nut	Iso4032	M12	4	from No. 15200420
10	000 239 389 0	Contact washer		A12	4	from No. 15200420
11	000 727 767 1	Stop			2	from No. 15200420
11	000 727 498 0	Stop			2	to No. 15200419
12	000 237 608 0	Tensioning pin	I8752	W.Ers.D 2376082	2	from No. 15200620



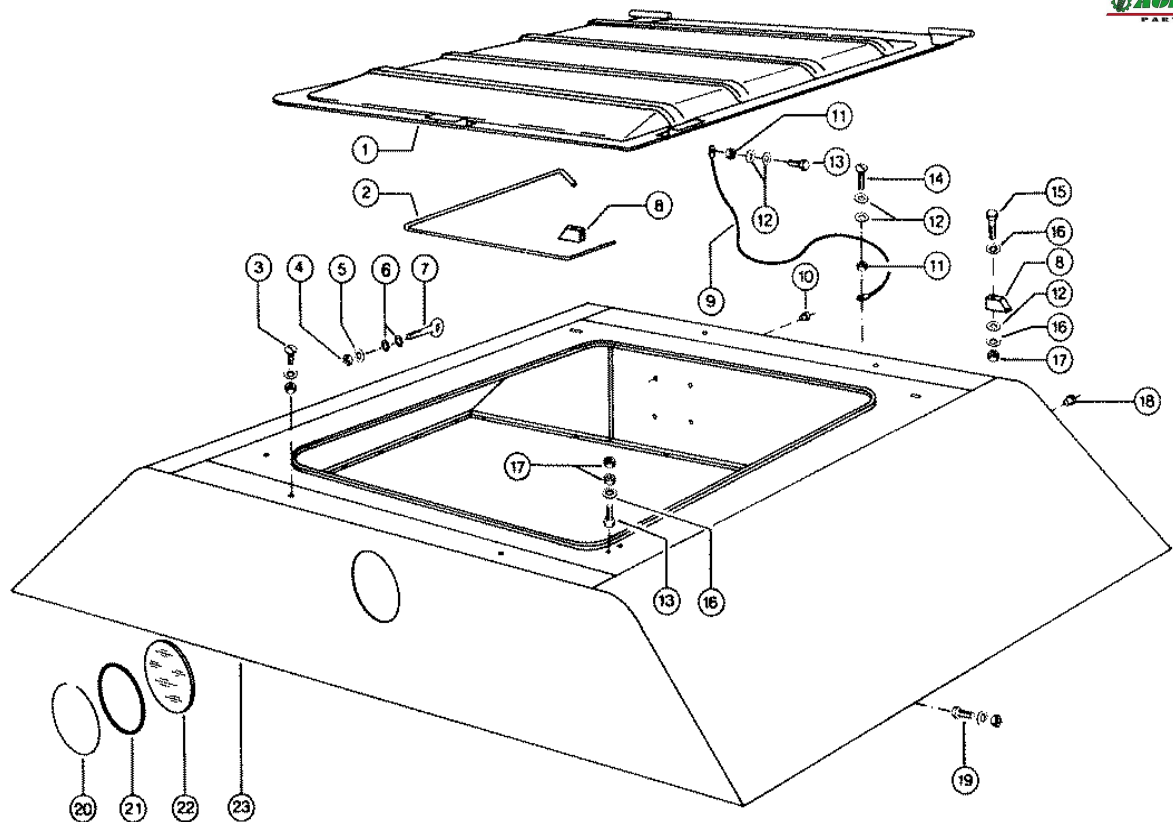
Characteristic: **REAR HOOD**Illustration: **092**

Pos.	Part-No.	Description	DIN	Dimension	Qty.	Remark
1	000 724 979 0	Side wall			1	
2	000 237 715 0	Attaching Clamp	D7257	11x15-5,2	4	
3	000 724 985 3	Roof plate			1	
4	000 239 442 0	Flat head bolt		m 8x 12	20	
4	000 236 170 0	Hexagonal nut	Iso4032	M8	20	
4	000 239 387 0	Contact washer		A 8	20	
5	000 724 980 0	Rear panel			1	
6	000 727 465 1	Cover plate			1	
7	000 665 564 1	Flat head bolt		m 6x 12	8	
7	000 236 169 0	Hexagonal nut	Iso4032	M6	8	
7	000 239 386 0	Contact washer		A 6	8	
8	000 727 496 0	Safety edge			2	
9	000 726 488 0	Wire rope		D3x700lg	2	
10	000 772 172 0	Hook		3 X 56	2	
11	000 502 920 0	Hook	D5287	A 50	2	
12	000 237 439 0	Hexagonal screw	Iso4017	M08x16	15	
12	000 236 170 0	Hexagonal nut	Iso4032	M8	15	
12	000 239 387 0	Contact washer		A 8	15	
13	000 237 438 0	Hexagonal screw	Iso4017	m 8x12	22	
13	000 236 170 0	Hexagonal nut	Iso4032	M8	22	
13	000 239 387 0	Contact washer		A 8	22	
14	000 646 130 0	Control plate			1	from No. 15201440
14	000 623 120 2	Plate		Gesch	1	to No. 15201439
15	000 822 069 0	Push button			1	from No. 15201440
15	000 624 273 0	Button			1	to No. 15201439
16	000 724 935 1	Gusset plate r.h.		2,5x230x271,5	1	
17	000 724 993 1	Wind protector			1	
18	000 724 934 1	Gusset plate l.h.		2,5x230x271,5	1	
19	000 724 991 1	Clamp strip		3x20x787	2	
20	000 724 978 0	Side wall			1	
21	000 724 995 1	Rod		D8x750	1	
22	000 724 989 0	Clamp strip			1	
23	000 724 975 2	Angle		20x5x140	2	
24	000 724 994 1	Rod		D8x1370	2	
25	000 239 262 0	Serrated l.washer	D6798	A 4,3	1	
26	000 755 689 0	Wire			1	to No. 15201319
27	000 237 466 0	Hexagonal screw	Iso4017	M06x20	2	from No. 15200570
27	000 236 169 0	Hexagonal nut	Iso4032	M6	4	from No. 15200570
27	000 239 386 0	Contact washer		A 6	4	from No. 15200570
28	000 725 773 0	Hinge		48x 45	2	from No. 15200570
29	000 726 817 0	Panel			1	from No. 15200570
30	000 652 433 0	Clamp spring			2	from No. 15200570
31	000 726 815 0	Support			2	from No. 15200570
32	000 236 200 0	Hexagonal screw	Iso4017	M08x20	2	from No. 15200570
32	000 236 170 0	Hexagonal nut	Iso4032	M8	2	from No. 15200570
32	000 239 387 0	Contact washer		A 8	2	from No. 15200570
33	000 727 145 3	Main wiring loom		Typ 152-156	1	from No. 15201440
33	000 727 103 1	Main wiring loom		Typ 152-156	1	No. 15201320-15201439
34	000 060 567 0	Angle		3x20x66	1	
35	000 646 132 0	Support		2,5x50x143,1	1	from No. 15201440



Characteristic: **REAR LIGHTING**Illustration: **093**

Pos.	Part-No.	Description	DIN	Dimension	Qty.	Remark
1	000 239 388 0	Contact washer		A10	4	
2	000 237 383 0	Hexagonal screw	Iso4017	M10x25	4	
3	000 604 042 0	Bracket			2	
4	000 604 049 0	Compress.spring		5 X 40 X 81	2	
5	000 755 671 0	Wire		220 Lg	2	to No. 15201319
6	000 235 684 1	Tensioning pin	I8752	W.Ers.D.2356842	2	
7	000 235 655 1	Tensioning pin	I8752	W.Ers.D.2356552	2	
8	000 235 653 2	Tensioning pin	Iso8752	25 X 50-N	2	
9	000 235 681 2	Tensioning pin	Iso8752	28 X 50-N	2	
10	000 238 886 2	Plug		D30,5-F	2	
11	000 242 500 1	Sheet metal screw	D6928	St4,8x13-C	4	from No. 15201440
11	000 242 499 1	Sheet metal screw	D6928	St4,8x9,5-C	6	to No. 15201439
12	000 658 177 0	Flasher Taillight			2	to No. 15201439
-	000 177 906 0	Lamp	D72601	L 12v 5w	2	to No. 15201439
-	000 233 546 0	Lamp	D72601	12v 21w Ba 15 S	2	to No. 15201439
-	000 178 022 0	Light housing			2	to No. 15201439
13	000 671 440 0	Reflector red			2	
14	000 617 961 0	Light Bracket		links	1	from No. 15201440
14	000 604 047 0	Light Bracket			1	to No. 15201439
15	000 010 109 0	Wiring loom			2	from No. 15201320
15	000 604 034 1	Wiring loom			2	to No. 15201319
16	000 617 962 0	Light Bracket		rechts	1	from No. 15201440
16	000 604 048 0	Light Bracket			1	to No. 15201439
17	000 659 359 1	Screw-on angle		20x3x79	2	
18	000 211 289 0	Rear reflector			2	
19	000 235 016 1	Socket head screw	D84	m 5x12	2	from No. 15201440
19	000 242 045 0	Socket head screw	D84	m 5x20	4	to No. 15201439
19	000 237 216 0	Hexagonal nut	Iso4032	M5	2	(4)
19	000 239 386 0	Contact washer		A 6	2	(4)
20	000 211 996 0	Sleeve housing		5polig F.Hülse	2	from No. 15201320
21	000 211 995 0	Plug housing		5 Polig	2	from No. 15201320
22	000 941 876 0	Light housing			2	from No. 15201440
23	000 968 998 0	Flasher taillight			2	from No. 15201440
24	000 233 546 0	Lamp	D72601	12v 21w Ba 15 S	4	from No. 15201440
25	000 244 982 0	Lamp	D72601	G 12v 10w	2	from No. 15201440

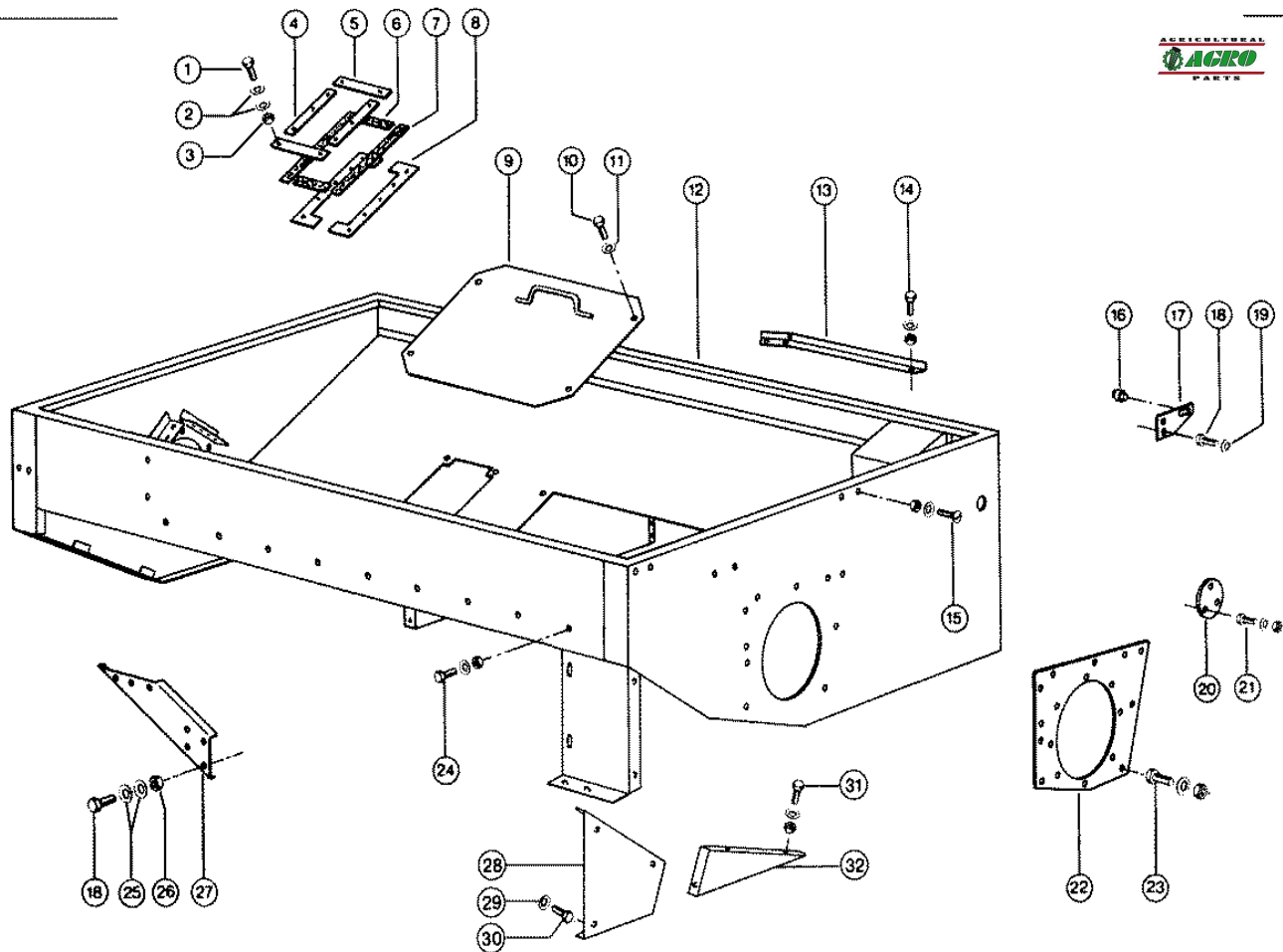


Characteristic: **GRAIN TANK ROOF**

Illustration: **094**



Pos.	Part-No.	Description	DIN	Dimension	Qty.	Remark
1	000 725 381 2	Grain tank cover			1	
2	000 727 421 0	Support bar		D7,75x920	1	
3	000 610 097 1	Flat head bolt		m 8x 16	3	
3	000 236 170 0	Hexagonal nut	Iso4032	M8	3	
3	000 239 387 0	Contact washer		A 8	3	
4	000 236 169 0	Hexagonal nut	Iso4032	M6	2	
5	000 239 386 0	Contact washer		A 6	2	
6	000 766 540 0	Felt ring	D5419	12 X 22 X5	4	
7	000 617 047 0	Eyebolt		m 6x 23	2	
8	000 725 327 0	Hinge			2	
9	000 670 923 0	Rope		5 X 1550	1	
10	000 244 079 0	Plug		D10,7-F	5	from No. 15201440
-	000 215 176 0	Plug		D 7,2-F	1	(8)
11	000 238 132 0	Securing nut	Iso7042	M8	2	
12	000 234 271 0	Washer		8,4x 23 X2	6	
13	000 236 200 0	Hexagonal screw	Iso4017	M8x20	2	
14	000 610 098 1	Flat head bolt		m 8x 20	2	
15	000 237 341 0	Hexagonal screw	Iso4014	m 8x45	2	
16	000 239 387 0	Contact washer		A 8	5	
17	000 236 170 0	Hexagonal nut	Iso4032	M8	4	
18	000 238 500 0	Plug		D 9,4-F	1	(4)
19	000 237 439 0	Hexagonal screw	Iso4017	M8x16	20	
19	000 236 170 0	Hexagonal nut	Iso4032	M8	20	
19	000 239 393 1	Contact washer		B 8	20	
20	000 705 829 0	Filling profile		8 640mmlg	1	
21	000 654 210 0	Clamp profile		950mm	1	
22	000 705 824 1	Window		4 Xd 192	1	
23	000 725 255 3	Grain tank house		S	1	



CLAAS SPARE PARTS LIST

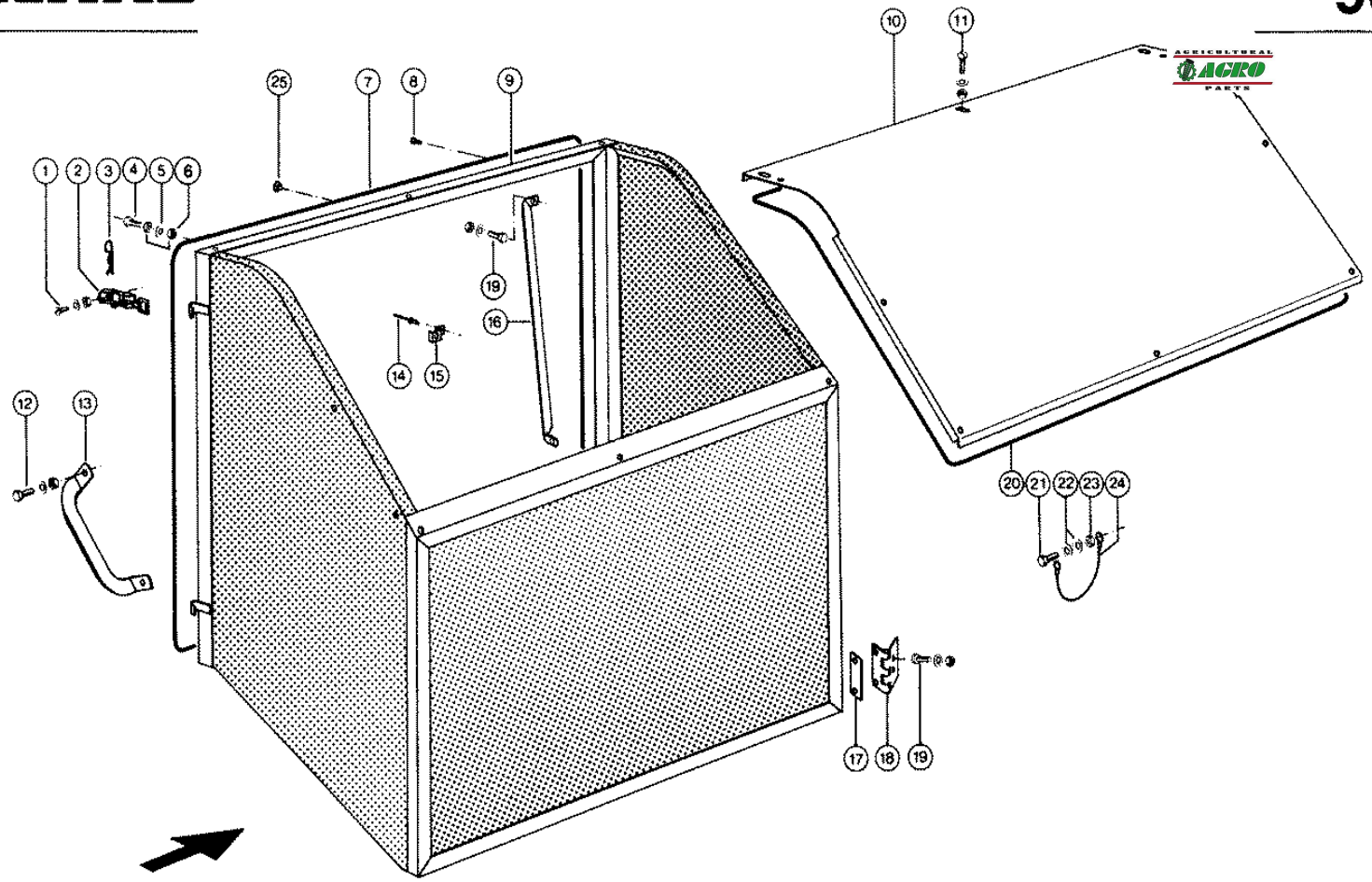
12.01.2008
Sheet 1
DOMINATOR 38

Characteristic: **GRAIN TANK**

Illustration: **095**



Pos.	Part-No.	Description	DIN	Dimension	Qty.	Remark
1	000 236 200 0	Hexagonal screw	Iso4017	M08x20	10	to No. 15201319
2	000 239 393 1	Contact washer		B 8	20	to No. 15201319
3	000 236 170 0	Hexagonal nut	Iso4032	M8	10	to No. 15201319
4	000 705 844 1	Clamp strip		30x3x240	2	to No. 15201319
5	000 705 843 0	Clamp strip			2	to No. 15201319
6	000 705 845 0	Rubber sealing		3x43x190 2l	2	to No. 15201319
7	000 705 846 0	Rubber sealing		3x43x242 3l	2	to No. 15201319
8	000 725 426 1	Sealed plate		2,5x94x310	2	to No. 15201319
9	000 725 320 3	Cover			1	
10	000 237 439 0	Hexagonal screw	Iso4017	M08x16	4	
11	000 239 387 0	Contact washer		A 8	4	
12	000 725 253 3	Grain tank			1	
13	000 725 927 1	Support			1	
14	000 237 442 0	Hexagonal screw	Iso4017	M08x25	2	
14	000 236 170 0	Hexagonal nut	Iso4032	M8	2	
14	000 239 387 0	Contact washer		A 8	2	
15	000 239 442 0	Flat head bolt		m 8x 12	4	
15	000 236 170 0	Hexagonal nut	Iso4032	M8	4	
15	000 239 387 0	Contact washer		A 8	4	
16	000 725 279 0	Trunnion		D21x20	1	
17	000 725 280 0	Plate		6,0x0070x0080	1	
18	000 235 529 0	Hexagonal screw	Iso4017	M10x25	8	
19	000 239 388 0	Contact washer		A10	1	
20	000 605 706 0	Cover		D120x2	2	to No. 15200569
21	000 237 877 0	Hexagonal screw	Iso4017	m 6x10	6	to No. 15200569
21	000 236 169 0	Hexagonal nut	Iso4032	M6	6	to No. 15200569
21	000 234 222 0	Washer		6,2x 15 X1	6	to No. 15200569
22	000 605 074 0	Flange		4x420x450	1	to No. 15200569
23	000 237 382 0	Hexagonal screw	Iso4017	M10x20	10	
23	000 236 171 0	Hexagonal nut	Iso4032	M10	10	
23	000 239 394 1	Contact washer		B10	10	
24	000 237 439 0	Hexagonal screw	Iso4017	M08x16	56	
24	000 236 170 0	Hexagonal nut	Iso4032	M8	56	
24	000 239 387 0	Contact washer		A 8	56	
25	000 239 394 1	Contact washer		B10	14	
26	000 236 171 0	Hexagonal nut	Iso4032	M10	7	
27	000 726 171 1	Support		4x142x294	1	
28	000 727 796 0	Panel		440x356x1	1	from No. 15200570
29	000 239 386 0	Contact washer		A 6	3	from No. 15200570
30	000 237 877 0	Hexagonal screw	Iso4017	m 6x10	3	from No. 15200570
31	000 237 877 0	Hexagonal screw	Iso4017	m 6x10	3	from No. 15200570
31	000 236 169 0	Hexagonal nut	Iso4032	M6	3	from No. 15200570
31	000 239 386 0	Contact washer		A 6	3	from No. 15200570
32	000 727 797 0	Panel		458x215x1	1	from No. 15200570

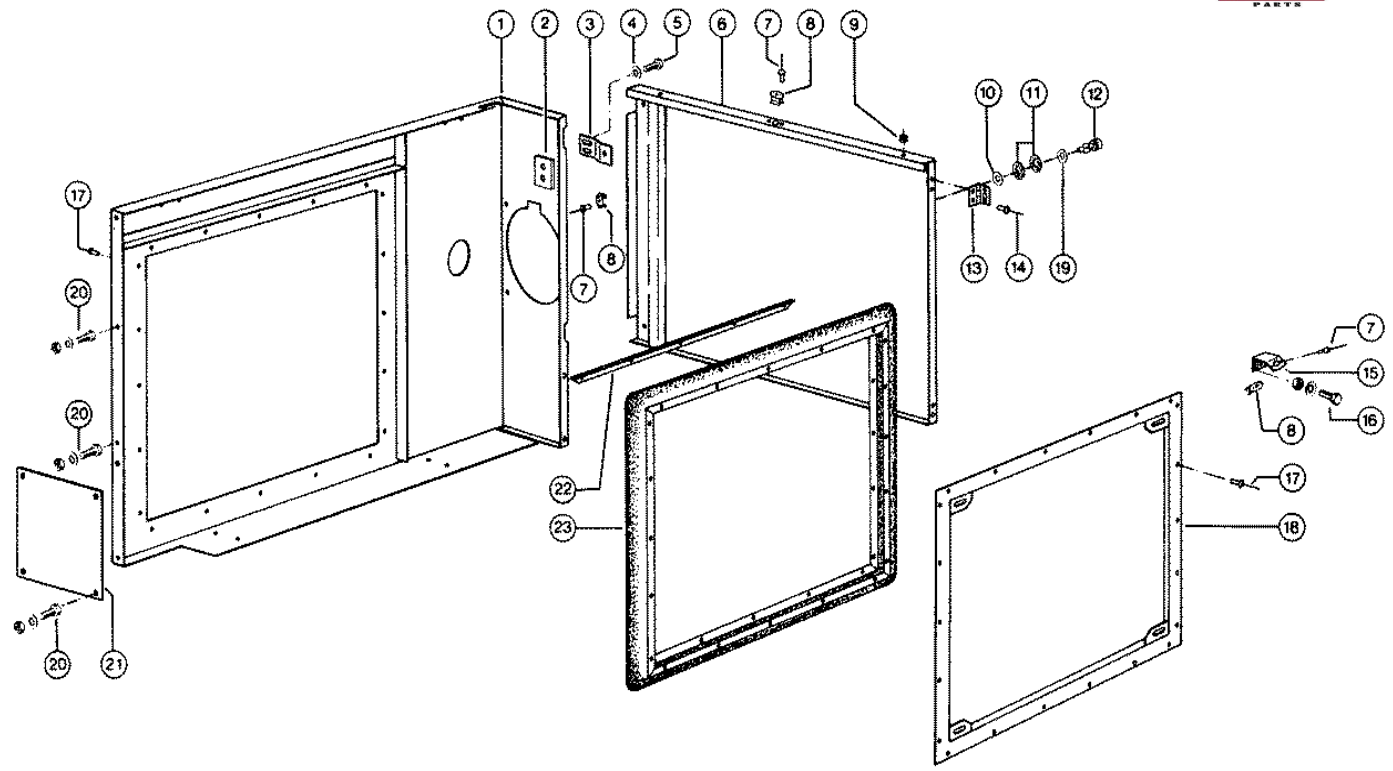


Characteristic: **RADIATOR CHAFF SCREEN**

Illustration: **096**



Pos.	Part-No.	Description	DIN	Dimension	Qty.	Remark
1	000 237 061 0	Countersunk bolt	Iso10642	M 6x 16	4	
1	000 236 169 0	Hexagonal nut	Iso4032	M6	4	
1	000 239 392 0	Contact washer		B 6	4	
2	000 659 176 0	Lock			2	
3	000 500 154 0	Spring clip		3 X 48	2	
4	000 237 466 0	Hexagonal screw	Iso4017	M06x20	2	
5	000 239 392 0	Contact washer		B 6	2	
6	000 236 169 0	Hexagonal nut	Iso4032	M6	4	
7	000 201 876 0	Seal strip			1	
8	000 238 500 0	Plug		D 9,4-F	1	
9	000 725 861 3	Radiator screen			1	
10	000 725 875 2	Roof		1x787x1104	1	
11	000 236 438 0	Flat head bolt	Din603	m 8x 16x10	10	
11	000 236 169 0	Hexagonal nut	Iso4032	M6	10	
11	000 239 392 0	Contact washer		B 6	10	
12	000 236 200 0	Hexagonal screw	Iso4017	M08x20	2	to No. 15201319
12	000 238 132 0	Securing nut	Iso7042	M08	2	to No. 15201319
12	000 239 387 0	Contact washer		A 8	2	to No. 15201319
13	000 652 419 2	Handle		R26,9x405	1	to No. 15201319
14	000 236 701 1	Rivet	Din7337	A 3,2x 6	4	to No. 15201439
15	000 575 466 1	Support		1,5x20x50	4	to No. 15201439
16	000 725 930 0	Brace		16x1,5x661	2	
17	000 725 929 1	Shim		2x28x97	6	
18	000 606 737 1	Hinge		60x101	2	
19	000 237 464 0	Hexagonal screw	Iso4017	M06x12	8	
19	000 236 169 0	Hexagonal nut	Iso4032	M6	8	
19	000 239 392 0	Contact washer		B 6	8	
20	000 201 480 0	Wood pulp strip		12x4 Selbstkleb	1	
21	000 236 200 0	Hexagonal screw	Iso4017	M08x20	2	
22	000 239 387 0	Contact washer		A 8	4	
23	000 238 132 0	Securing nut	Iso7042	M08	2	
24	000 607 721 0	Wire rope cpl		3 X 240	1	
25	000 215 176 0	Plug		D 7,2-F	10	



CLAAS SPARE PARTS LIST

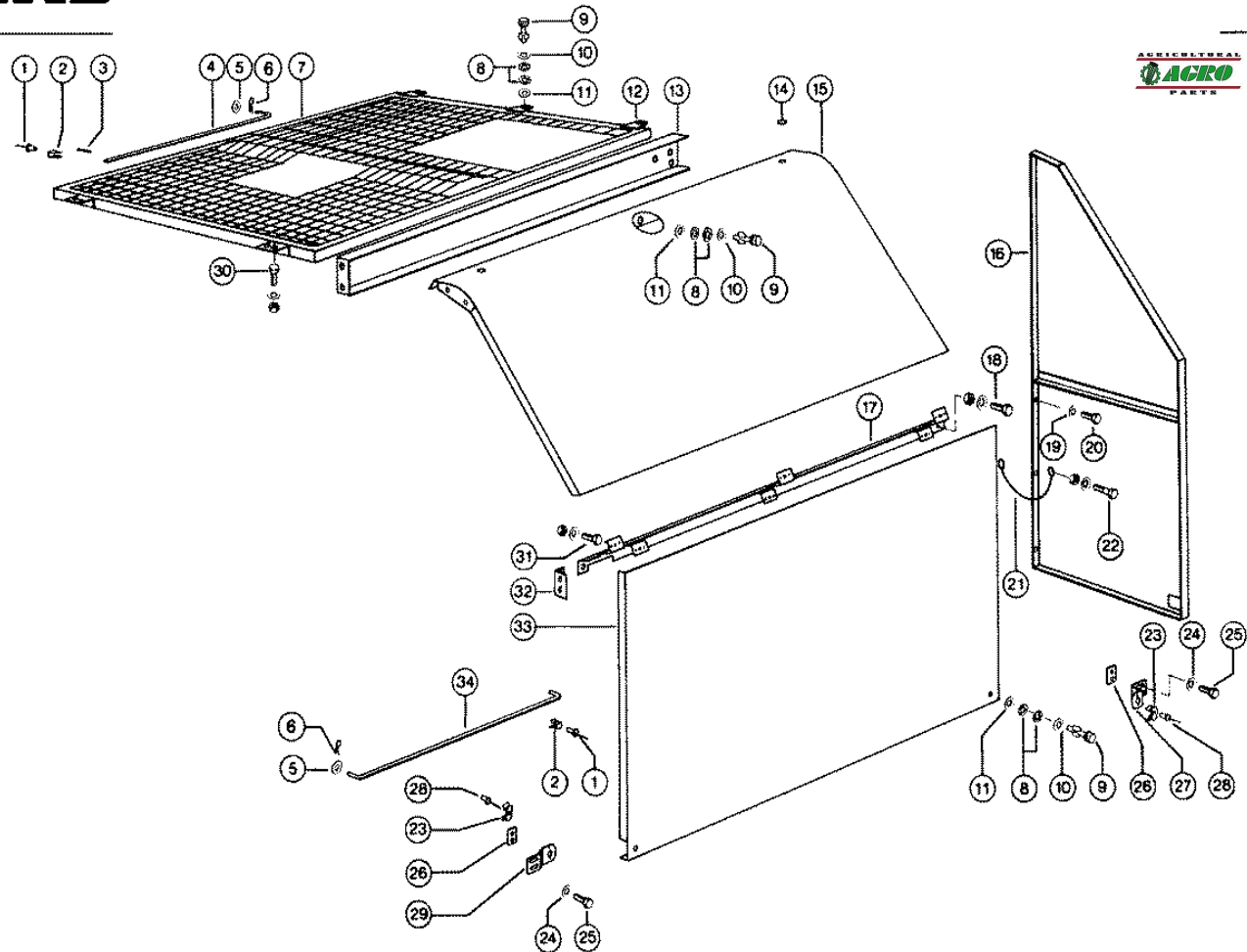
12.01.2008
Sheet 1
DOMINATOR 38

Characteristic: **RADIATOR CONN.PARTS**

Illustration: **097**



Pos.	Part-No.	Description	DIN	Dimension	Qty.	Remark
1	000 725 814 2	Radiator protect.			1	
2	000 726 579 0	Threaded plate		5x15x40	1	
3	000 725 873 0	Support		3x40x85	2	
4	000 239 386 0	Contact washer		A 6	6	
5	000 237 466 0	Hexagonal screw	Iso4017	M06x20	6	
6	000 729 363 0	Rear panel			1	from No. 15201320
6	000 725 838 2	Rear panel		1x705x883	1	to No. 15201319
7	000 236 701 1	Rivet	Din7337	A 3,2x 6	8	
8	000 725 778 0	Spring clip			4	
9	000 687 747 0	Rubber pad		D18x10	2	from No. 15201320
9	000 755 648 0	Cable ring		A 8x11x1	2	to No. 15201319
10	000 725 777 0	Retaining ring		D 13x4	3	
11	000 725 776 0	Sealing washer		D 18x2	4	
12	000 725 804 0	Pin			3	
13	000 725 773 0	Hinge		48x 45	2	
14	000 237 853 0	Rivet	D7337	A 4,8x10	4	
15	000 725 725 1	Support		3x40x85	1	
16	000 237 466 0	Hexagonal screw	Iso4017	M06x20	5	
16	000 236 169 0	Hexagonal nut	Iso4032	M6	5	
16	000 239 386 0	Contact washer		A 6	5	
17	000 238 018 1	Rivet	D7337	A 4,0x10	40	
18	000 602 342 0	Frame			1	
19	000 238 166 1	Washer		9,5x 17 X1,5	3	
20	000 237 439 0	Hexagonal screw	Iso4017	M08x16	9	
20	000 236 170 0	Hexagonal nut	Iso4032	M8	9	
20	000 239 387 0	Contact washer		A 8	9	
21	000 725 821 0	Panel			1	
22	000 602 345 0	Attaching Rail		L15x4x0,9x678	8	
23	000 602 340 0	Bellows			1	



CLAAS SPARE PARTS LIST

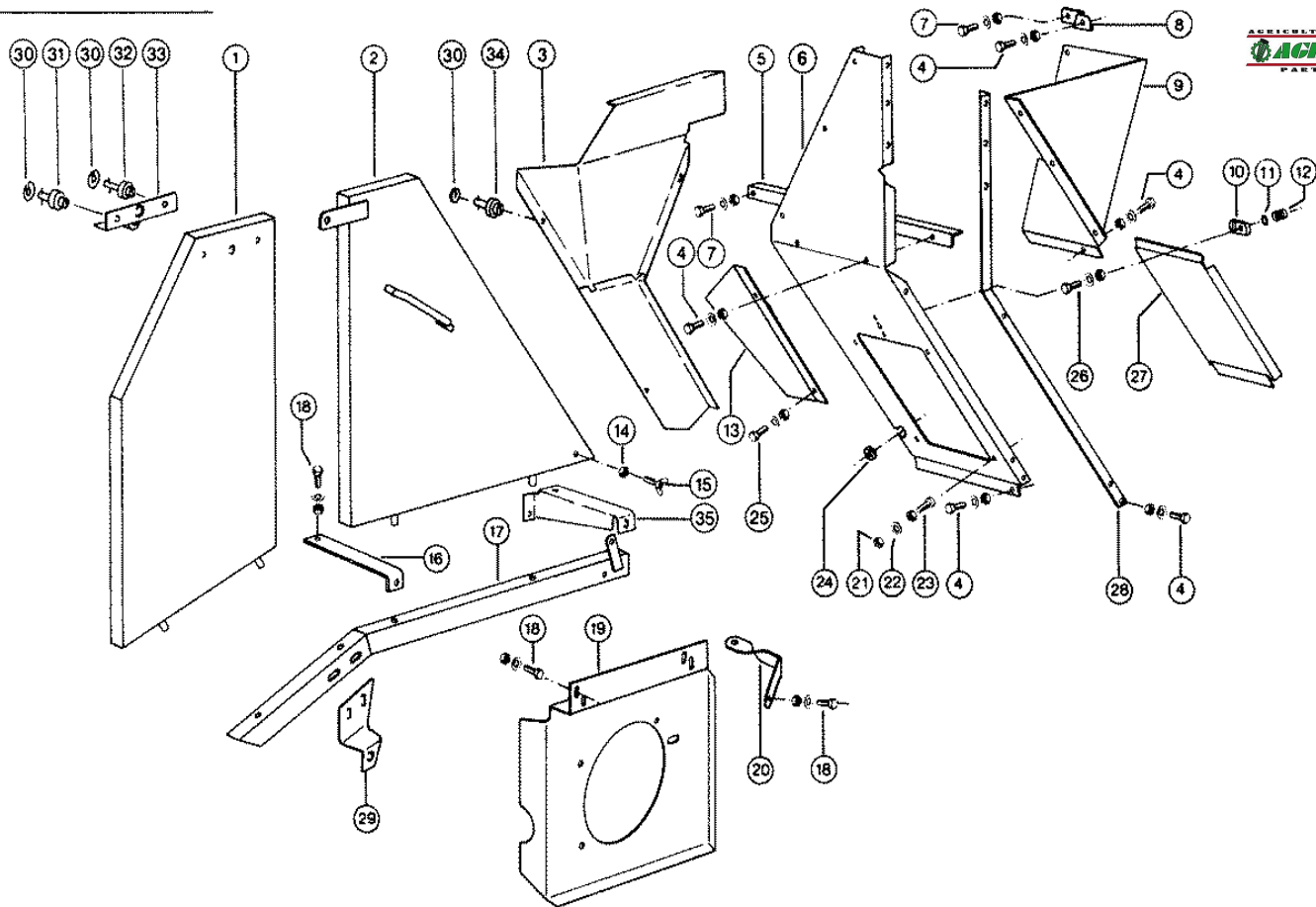
12.01.2008
Sheet 1
DOMINATOR 38

Characteristic: **ENGINE COVER**

Illustration: **098**



Pos.	Part-No.	Description	DIN	Dimension	Qty.	Remark
1	000 237 812 1	Rivet	D7337	A 4,0x 8	2	
2	000 652 433 0	Clamp spring			2	
3	000 235 623 0	Tensioning pin	Iso8752	23,5x 18	1	to No. 15201319
4	000 725 924 0	Support			1	from No. 15201320
4	000 791 099 0	Support			1	to No. 15201319
5	000 236 912 2	Washer	Din125	8,4	2	
6	000 235 083 0	Split pin	I1234	3,2x 18	2	
7	000 725 843 3	Grill			1	
8	000 725 776 0	Sealing washer		D 18x2	8	
9	000 725 804 0	Pin			4	
10	000 238 166 1	Washer		9,5x 17 X1,5	4	
11	000 725 777 0	Retaining ring		D 13x4	4	
12	000 725 849 1	Support		2,5x50x52	3	
13	000 725 829 4	Support		1,5x152x1119	1	
14	000 687 747 0	Rubber pad		D18x10	2	
15	000 725 833 2	Cover			1	
16	000 725 839 1	Rear panel			1	
17	000 725 728 2	Angle			1	
18	000 237 439 0	Hexagonal screw	Iso4017	M08x16	8	
18	000 236 170 0	Hexagonal nut	Iso4032	M8	8	
18	000 239 387 0	Contact washer		A 8	8	
19	000 239 387 0	Contact washer		A 8	3	
20	000 237 439 0	Hexagonal screw	Iso4017	M08x16	3	
21	000 607 721 0	Wire rope cpl		3 X 240	1	
22	000 237 465 0	Hexagonal screw	Iso4017	M06x16	2	
22	000 237 983 0	Securing nut	Iso7042	M06	2	
22	000 239 386 0	Contact washer		A 6	4	
23	000 725 778 0	Spring clip			2	
24	000 239 386 0	Contact washer		A 6	4	
25	000 237 466 0	Hexagonal screw	Iso4017	M06x20	4	
26	000 726 579 0	Threaded plate		5x15x40	2	
27	000 646 310 0	Support		3x40x85	1	
28	000 236 701 1	Rivet	Din7337	A 3,2x 6	6	
29	000 725 873 0	Support		3x40x85	1	
30	000 237 464 0	Hexagonal screw	Iso4017	M06x12	4	
30	000 236 169 0	Hexagonal nut	Iso4032	M6	4	
30	000 239 386 0	Contact washer		A 6	4	
31	000 237 465 0	Hexagonal screw	Iso4017	M06x16	5	
31	000 236 169 0	Hexagonal nut	Iso4032	M6	5	
31	000 239 392 0	Contact washer		B 6	5	
32	000 726 752 1	Angle		40x25x4x55	1	
33	000 725 830 1	Side wall			1	
34	000 725 924 0	Support			1	



CLAAS SPARE PARTS LIST

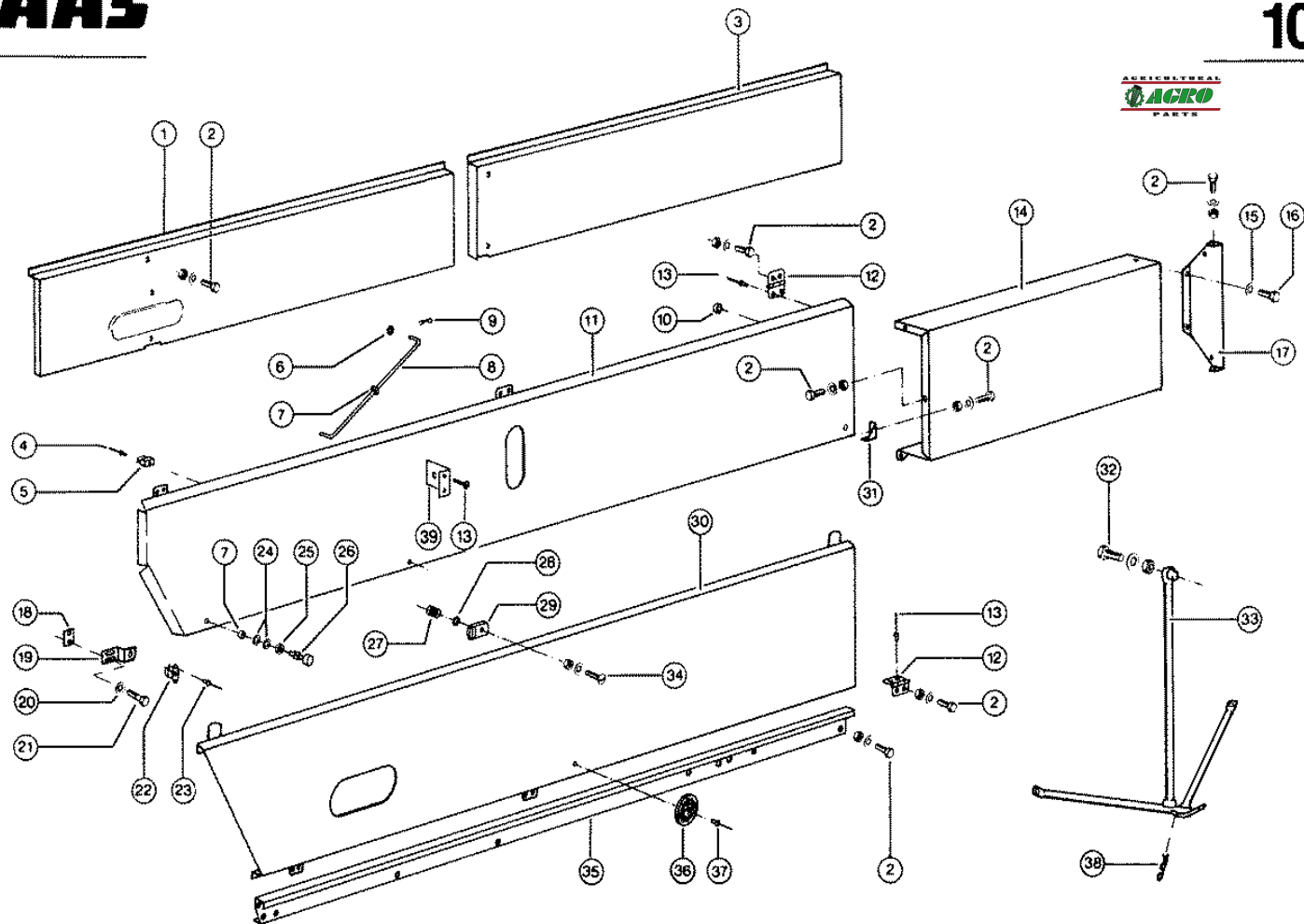
12.01.2008
Sheet 1
DOMINATOR 38

Characteristic: **PANELLING L. H. SIDE**

Illustration: **099**



Pos.	Part-No.	Description	DIN	Dimension	Qty.	Remark
1	000 727 434 1	Panel			1	
2	000 727 431 1	Wheel plate			1	
3	000 729 352 0	Guard			1	from No. 15201320
3	000 726 523 0	Guard		1,5x383x383	1	No. 15200220-15201319
4	000 237 464 0	Hexagonal screw	Iso4017	M06x12	17	
4	000 236 169 0	Hexagonal nut	Iso4032	M6	17	
4	000 239 386 0	Contact washer		A 6	17	
5	000 725 718 4	Angle		2x40x520	1	
6	000 729 356 0	Guard			1	from No. 15201320
6	000 725 716 5	Guard			1	to No. 15201319
7	000 236 200 0	Hexagonal screw	Iso4017	M08x20	2	
7	000 236 170 0	Hexagonal nut	Iso4032	M8	2	
7	000 239 387 0	Contact washer		A 8	2	
8	000 725 722 1	Support		3x30x130	1	
9	000 725 721 5	Guard		1x546x550	1	
10	000 701 986 0	Toggle			1	
11	000 701 987 0	Glide disk			1	
12	000 778 979 0	Compress.spring		2 X 15 X 15	1	
13	000 726 522 0	Guard		1,5x122x390	1	No. 15200220-15201319
14	000 239 387 0	Contact washer		A 8	3	to No. 15201319
15	000 238 949 0	Wing screw	D316	m 8x 16-C	3	to No. 15201319
16	000 727 441 1	Console		4x150x289	1	
17	000 727 438 1	Support angle			1	
18	000 237 442 0	Hexagonal screw	Iso4017	M08x25	5	
18	000 236 170 0	Hexagonal nut	Iso4032	M8	5	
18	000 239 387 0	Contact washer		A 8	5	
19	000 727 436 1	Guard			1	
20	000 727 448 2	Support		6x30x216,5	1	
21	000 236 169 0	Hexagonal nut	Iso4032	M6	4	
22	000 239 386 0	Contact washer		A 6	2	
23	000 237 465 0	Hexagonal screw	Iso4017	M06x16	2	
24	000 238 250 0	Cable ring		A24x30x3,5	1	from No. 15201440
24	000 238 456 0	Cable ring		A30x38x1,6	1	to No. 15201439
25	000 237 465 0	Hexagonal screw	Iso4017	M06x16	3	
25	000 236 169 0	Hexagonal nut	Iso4032	M6	3	
25	000 239 386 0	Contact washer		A 6	3	
26	000 235 341 0	Flat head bolt	Din603	m 6x 30	1	
26	000 239 392 0	Contact washer		B 6	1	
26	000 237 983 0	Securing nut	Iso7042	M06	1	
27	000 725 937 0	Cover		1x196x376	1	
28	000 725 911 1	Brace			1	to No. 15201319
29	000 727 444 0	Support		5x120x193	1	
30	000 601 243 0	Support washer		10,8x25x0,6	5	from No. 15201320
31	000 606 163 0	Locking pin		7,74- 8,49kl-L	1	from No. 15201320
32	000 601 608 0	Locking pin		4,69- 5,45kl-L	1	from No. 15201320
33	000 727 442 1	Support			1	from No. 15201320
34	000 606 674 0	Locking pin		3,17- 3,92kl-L	3	from No. 15201320
35	000 727 441 1	Console		4x150x289	1	from No. 15201320



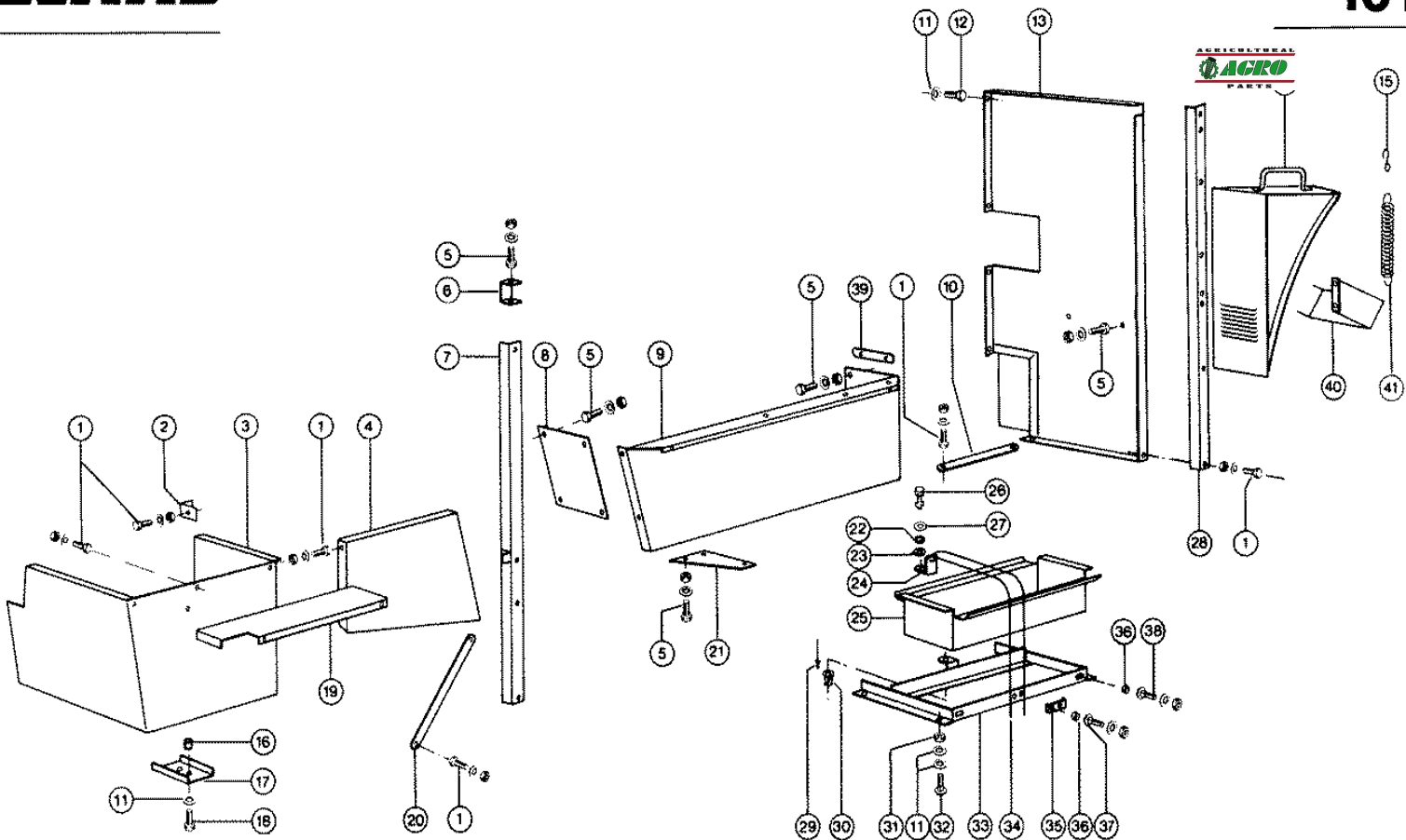
Characteristic: **PANELLING L. H. SIDE**

Illustration: **100**



Pos.	Part-No.	Description	DIN	Dimension	Qty.	Remark
1	000 725 904 1	Panel			1	
2	000 237 464 0	Hexagonal screw	Iso4017	M06x12	23	
2	000 236 169 0	Hexagonal nut	Iso4032	M6	23	
2	000 239 386 0	Contact washer		A 6	23	
3	000 725 905 0	Panel			1	from No. 15201320
3	000 725 907 0	Panel		1x404x1180	1	to No. 15201319
4	000 237 812 1	Rivet	D7337	A 4,0x 8	1	
5	000 652 433 0	Clamp spring			1	
6	000 236 912 2	Washer	Din125	8,4	1	
7	000 725 777 0	Retaining ring		D 13x4	3	
8	000 725 923 0	Support short			1	
9	000 235 083 0	Split pin	I1234	3,2x 18	1	
10	000 687 747 0	Rubber pad		D18x10	5	from No. 15201320
10	000 755 648 0	Cable ring		A 8x11x1	5	to No. 15201320
11	000 725 892 2	Cover			1	
12	000 725 773 0	Hinge		48x 45	6	
13	000 237 853 0	Rivet	D7337	A 4,8x10	12	
14	000 725 806 1	Guard		1x585x846,5	1	
15	000 239 387 0	Contact washer		A 8	2	
16	000 237 439 0	Hexagonal screw	Iso4017	M08x16	2	
17	000 725 808 0	End plate			1	
18	000 726 579 0	Threaded plate		5x15x40	2	
19	000 646 310 0	Support		3x40x85	2	
20	000 239 386 0	Contact washer		A 6	4	
21	000 237 466 0	Hexagonal screw	Iso4017	M06x20	4	
22	000 725 778 0	Spring clip			2	
23	000 236 701 1	Rivet	Din7337	A 3,2x 6	4	
24	000 725 776 0	Sealing washer		D 18x2	4	
25	000 238 166 1	Washer		9,5x 17 X1,5	2	
26	000 725 804 0	Pin			2	
27	000 778 979 0	Compress.spring		2 X 15 X 15	1	
28	000 701 987 0	Glide disk			1	
29	000 701 986 0	Toggle			1	
30	000 725 897 4	Cover			1	
31	000 727 496 0	Safety edge			1	No. 15200220-15201319
32	000 235 221 1	Hexagonal screw	Iso4017	M10x60	1	
32	000 236 171 0	Hexagonal nut	Iso4032	M10	1	
32	000 239 388 0	Contact washer		A10	1	
33	000 725 376 1	Support			1	
34	000 235 341 0	Flat head bolt	Din603	m 6x 30	1	
34	000 237 983 0	Securing nut	Iso7042	M06	1	
34	000 239 392 0	Contact washer		B 6	1	
35	000 725 909 2	Brace			1	
36	000 211 289 0	Rear reflector			1	
37	000 239 153 0	Rivet	D7337	A 4,8x20	1	
38	000 500 154 0	Spring clip		3 X 48	1	
39	000 818 839 0	Angle			1	from No. 15201320

AGRICULTURAL
AGRO
PARTS



CLAAS SPARE PARTS LIST

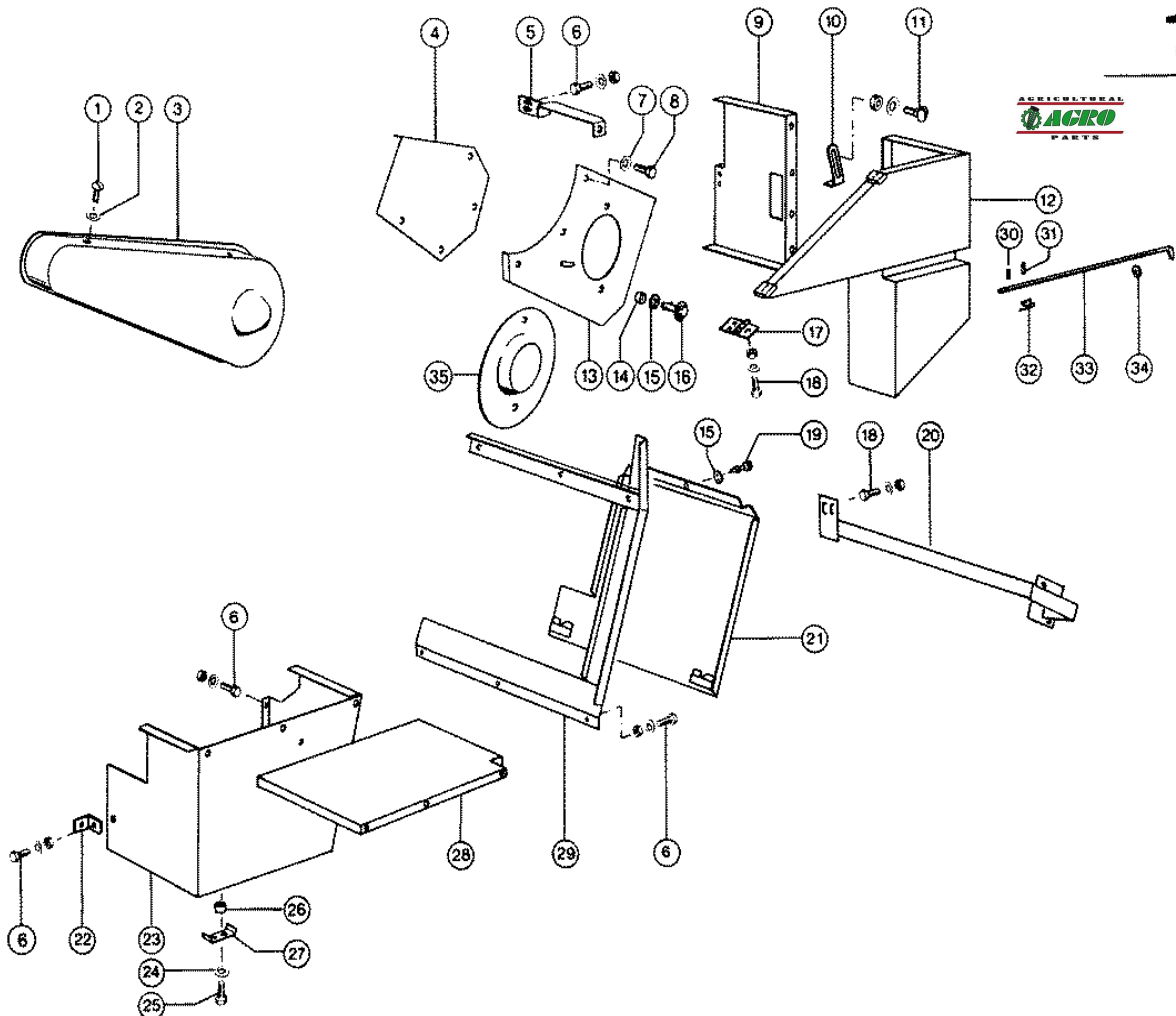
12.01.2008
Sheet 1
DOMINATOR 38

Characteristic: **PANELLING L. H. SIDE**

Illustration: **101**



Pos.	Part-No.	Description	DIN	Dimension	Qty.	Remark
1	000 237 464 0	Hexagonal screw	Iso4017	M06x12	21	
1	000 236 169 0	Hexagonal nut	Iso4032	M6	21	
1	000 239 386 0	Contact washer		A 6	21	
2	000 725 709 0	Angle		3x30x73	1	
3	000 725 702 2	Fan guard l.h.			1	
4	000 726 180 0	Guard plate		1x435x507,5	1	from No. 15200220
5	000 237 439 0	Hexagonal screw	Iso4017	M08x16	15	
5	000 236 170 0	Hexagonal nut	Iso4032	M8	15	
5	000 239 387 0	Contact washer		A 8	15	
6	000 725 785 0	Support		4x30x114	1	
7	000 725 919 0	Brace			1	
8	000 725 982 0	Panel		1,5x170x260	1	
9	000 725 726 6	Guard		1x442x1095	1	
10	000 605 465 0	Strip		2x20x214	1	
11	000 239 387 0	Contact washer		A 8	10	
12	000 237 439 0	Hexagonal screw	Iso4017	M08x16	4	
13	000 725 780 3	Cross panel			1	
14	000 682 404 0	Wheel chock			1	
15	000 710 838 0	Pull hook		3 X 49	1	
16	000 608 803 0	Spacer ring		10x 20x10	4	
17	000 725 708 0	Cover		1,5x106x130	1	
18	000 236 213 0	Hexagonal screw	Iso4017	m 8x35	2	
19	000 725 878 2	Intermed.Panel Lh		1x165x551	1	
20	000 725 786 0	Support		3,0x0025x0383	1	
21	000 725 727 1	Support		2x115x175	1	
22	000 725 776 0	Sealing washer		D 18x2	1	
23	000 725 777 0	Retaining ring		D 13x4	1	
24	000 725 801 1	Support		3x35x95	1	
25	000 725 798 2	Insert		1x358x680	1	
26	000 725 804 0	Pin			1	
27	000 238 166 1	Washer		9,5x 17 X1,5	1	
28	000 725 770 2	Brace			1	from No. 15200420
28	000 725 767 0	Brace			1	to No. 15200419
29	000 236 701 1	Rivet	Din7337	A 3,2x 6	2	
30	000 725 778 0	Spring clip			1	
31	000 236 170 0	Hexagonal nut	Iso4032	M8	2	
32	000 233 503 0	Flat head bolt	Din603	m 8x 25	2	
33	000 725 795 1	Frame			1	
34	000 725 859 0	Wire rope		5x970	1	
35	000 725 802 1	Lock		4x25x45	1	
36	000 608 803 0	Spacer ring		10x 20x10	2	
37	000 233 503 0	Flat head bolt	Din603	m 8x 25	2	
37	000 236 170 0	Hexagonal nut	Iso4032	M8	2	
37	000 239 387 0	Contact washer		A 8	2	
38	000 233 689 0	Flat head bolt	Din603	m 6x 20x15	2	
38	000 236 169 0	Hexagonal nut	Iso4032	M6	2	
38	000 239 386 0	Contact washer		A 6	2	
39	000 726 798 0	Shim		4x25x84	1	from No. 15200470
40	000 682 402 0	Bracket			1	
41	000 013 004 0	Tension spring		1,5 X 13,5x 67	1	



CLAAS SPARE PARTS LIST

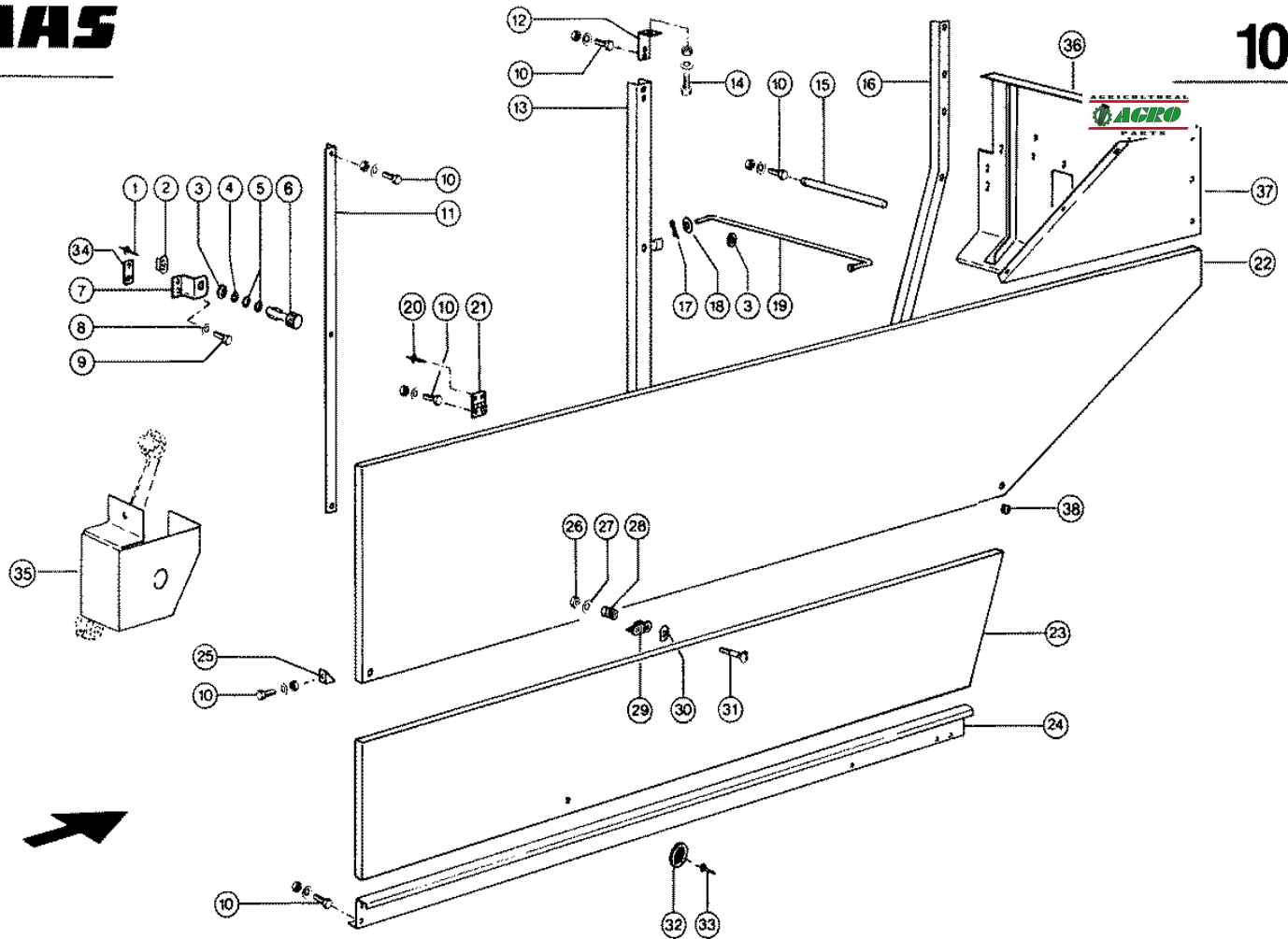
12.01.2008
Sheet 1
DOMINATOR 38

Characteristic: **MUD GUARD R.H.**

Illustration: **102**



Pos.	Part-No.	Description	DIN	Dimension	Qty.	Remark
1	000 665 564 1	Flat head bolt		m 6x 12	1	
2	000 239 386 0	Contact washer		A 6	1	
3	000 725 340 0	Guard box			1	
4	000 725 228 0	Cover plate		1x348x433	1	
5	000 726 835 0	Support			1	from No. 15200620
5	000 727 414 0	Support			1	to No. 15200619
6	000 237 464 0	Hexagonal screw	Iso4017	M06x12	20	
6	000 236 169 0	Hexagonal nut	Iso4032	M6	20	
6	000 239 386 0	Contact washer		A 6	20	
7	000 215 003 0	Contact washer		Ers.D.2393860	3	
8	000 237 358 1	Hexagonal screw	Iso4017	m 6x8	3	
9	000 727 407 1	Panel			1	to No. 15201319
10	000 600 931 0	Support		30x6x122,5	1	to No. 15201319
11	000 502 511 0	Flat head bolt	Din603	M10x25-F=3	2	to No. 15201319
11	000 237 947 0	Securing nut	Iso7042	M10	2	to No. 15201319
11	000 236 831 0	Washer		10,5x 25 X2	2	to No. 15201319
12	000 727 402 2	Guard			1	to No. 15201319
13	000 726 839 0	Guard plate			1	from No. 15200620
13	000 727 417 1	Guard plate			1	to No. 15200619
14	000 755 648 0	Cable ring		A 8x11x1	1	
15	000 601 243 0	Support washer		10,8x25x0,6	3	
16	000 601 608 0	Locking pin		4,69- 5,45kl-L	2	
17	000 725 773 0	Hinge		48x 45	2	to No. 15201319
18	000 237 465 0	Hexagonal screw	Iso4017	M06x16	4	to No. 15201319
18	000 236 169 0	Hexagonal nut	Iso4032	M6	4	to No. 15201319
18	000 234 273 0	Washer		6,4x 15 X2	4	to No. 15201319
19	000 606 674 0	Locking pin		3,17- 3,92kl-L	1	
20	000 726 830 0	Support			1	from No. 15200620
20	000 727 411 1	Support tube			1	to No. 15200619
21	000 725 715 2	Guard			1	
22	000 725 709 0	Angle		3x30x73	1	
23	000 725 703 2	Fan guard r.h.			1	
24	000 239 387 0	Contact washer		A 8	2	
25	000 236 213 0	Hexagonal screw	Iso4017	m 8x35	2	
26	000 608 803 0	Spacer ring		10x 20x10	4	
27	000 725 708 0	Cover		1,5x106x130	1	
28	000 725 879 2	Intermed.Panel Rh		1x365x551	1	
29	000 725 880 1	Frame			1	
30	000 237 783 0	Tensioning pin	Iso8752	3 X 16	1	to No. 15201319
31	000 235 618 0	Tensioning pin	Iso8752	3 X 24	1	to No. 15201319
32	000 652 433 0	Clamp spring			1	to No. 15201319
33	000 607 760 1	Support		D8x	1	to No. 15201319
34	000 725 777 0	Retaining ring		D 13x4	1	to No. 15201319
35	000 605 730 0	Cap			1	

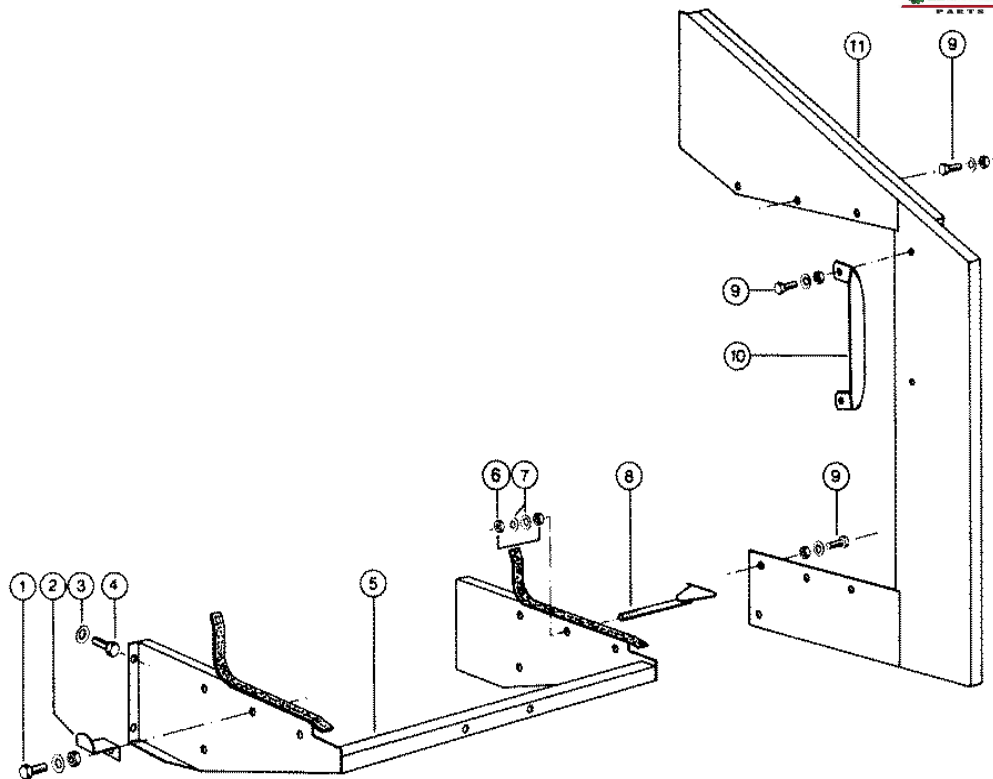


Characteristic: **MUD GUARD R.H.**

Illustration: **103**



Pos.	Part-No.	Description	DIN	Dimension	Qty.	Remark
1	000 236 701 1	Rivet	Din7337	A 3,2x 6	4	
2	000 725 778 0	Spring clip			2	
3	000 725 777 0	Retaining ring		D 13x4	3	
4	000 725 776 0	Sealing washer		D 18x2	2	
5	000 238 166 1	Washer		9,5x 17 X1,5	4	
6	000 725 804 0	Pin			2	
7	000 646 310 0	Support		3x40x85	2	
8	000 239 386 0	Contact washer		A 6	4	
9	000 237 466 0	Hexagonal screw	Iso4017	M06x20	4	
10	000 237 464 0	Hexagonal screw	Iso4017	M06x12	33	
10	000 236 169 0	Hexagonal nut	Iso4032	M6	33	
10	000 239 386 0	Contact washer		A 6	33	
11	000 725 771 2	Brace		2x56x1092	1	No. 15200420-15201319
11	000 725 768 0	Brace			1	to No. 15200419
12	000 725 790 0	Angle		4x30x128	1	
13	000 725 920 0	Brace			1	
14	000 237 439 0	Hexagonal screw	Iso4017	M08x16	1	
14	000 236 170 0	Hexagonal nut	Iso4032	M8	1	
14	000 239 387 0	Contact washer		A 8	1	
15	000 725 786 0	Support		3,0x0025x0383	1	
16	000 725 912 1	Brace			1	
17	000 235 083 0	Split pin	I1234	3,2x 18	1	
18	000 236 912 2	Washer	Din125	8,4	1	
19	000 725 923 0	Support short			1	
20	000 237 853 0	Rivet	D7337	A 4,8x10	12	
21	000 725 773 0	Hinge		48x 45	6	
22	000 725 893 2	Cover			1	
23	000 725 898 4	Cover			1	
24	000 725 909 2	Brace			1	from No. 15200420
24	000 725 910 0	Brace		1,5x130x1925	1	to No. 15200419
25	000 727 496 0	Safety edge			1	
26	000 237 983 0	Securing nut	Iso7042	M06	1	
27	000 239 392 0	Contact washer		B 6	1	
28	000 778 979 0	Compress.spring		2 X 15 X 15	1	
29	000 701 986 0	Toggle			1	
30	000 701 987 0	Glide disk			1	
31	000 235 341 0	Flat head bolt	Din603	m 6x 30	1	
32	000 211 289 0	Rear reflector			1	
33	000 239 153 0	Rivet	D7337	A 4,8x20	1	
34	000 726 579 0	Threaded plate		5x15x40	2	
35	000 729 347 0	Guard			1	from No. 15201320
36	000 729 340 0	Panel			1	from No. 15201320
37	000 729 343 0	Panel		1,5x357x774	1	from No. 15201320
38	000 755 648 0	Cable ring		A 8x11x1	5	from No. 15201320
-	000 687 747 0	Rubber pad		D18x10	6	from No. 15201320

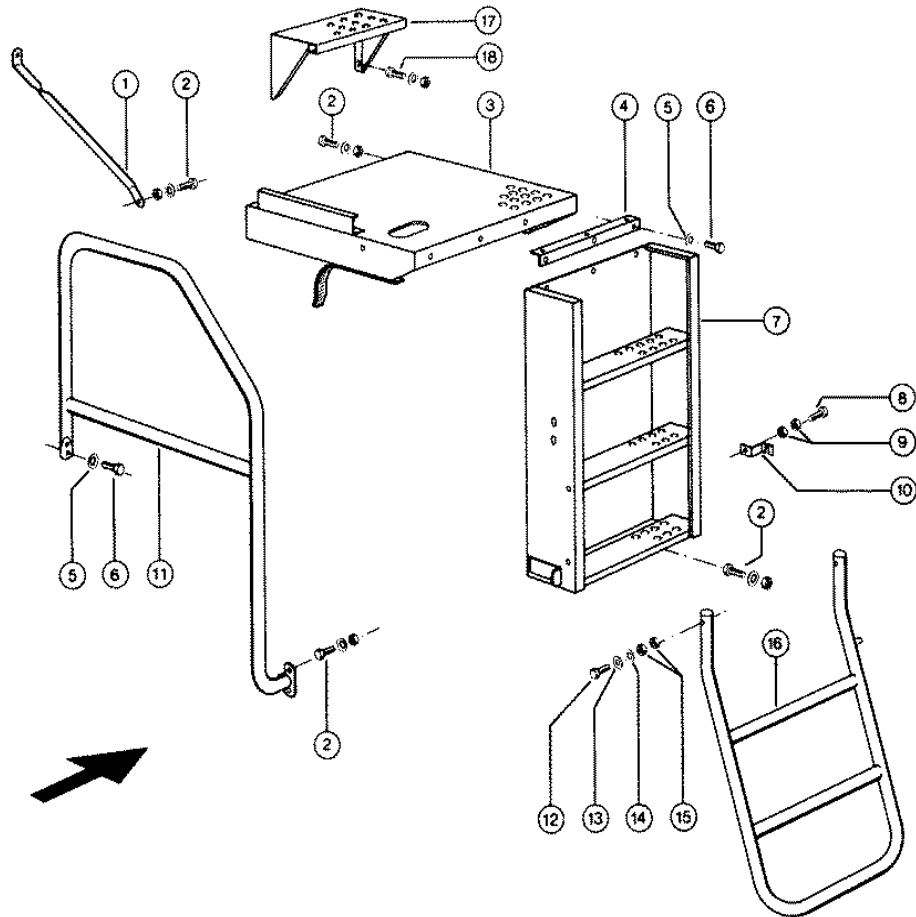


Characteristic: **BRACKET FOR FUEL TANK**

Illustration: **104**



Pos.	Part-No.	Description	DIN	Dimension	Qty.	Remark
1	000 237 382 0	Hexagonal screw	Iso4017	M10x20	1	
1	000 236 171 0	Hexagonal nut	Iso4032	M10	1	
1	000 239 388 0	Contact washer		A10	1	
2	000 726 746 0	Support		4x40x118	1	
3	000 239 388 0	Contact washer		A10	4	
4	000 237 382 0	Hexagonal screw	Iso4017	M10x20	4	
5	000 724 650 1	Support			1	
6	000 236 170 0	Hexagonal nut	Iso4032	M8	2	
7	000 239 387 0	Contact washer		A 8	2	
8	000 724 613 0	Tensioner			2	(1) from No. 15200420
9	000 236 200 0	Hexagonal screw	Iso4017	M08x20	9	
9	000 236 170 0	Hexagonal nut	Iso4032	M8	9	
9	000 239 387 0	Contact washer		A 8	9	
10	000 652 419 2	Handle		R26,9x405	1	from No. 15200420
10	000 727 473 0	Railing		.	1	to No. 15200419
11	000 726 605 1	Girdle plate			1	from No. 15200420
11	000 725 787 0	Girdle plate			1	to No. 15200419

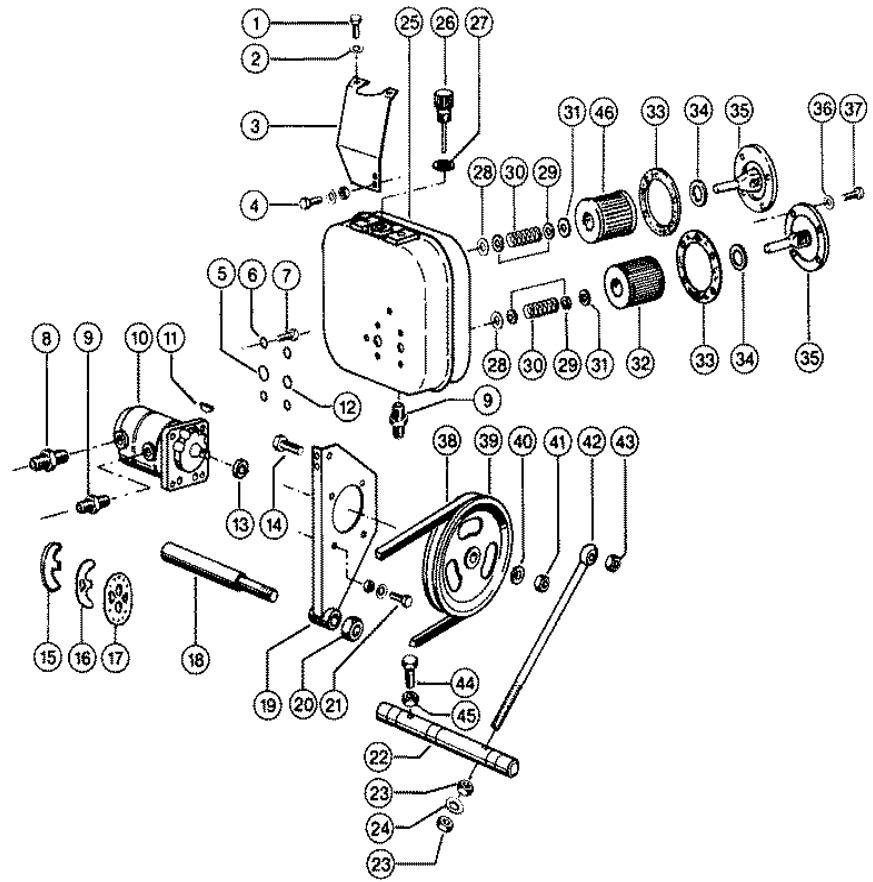


Characteristic: **REAR LADDER AND PLATFORM**

Illustration: **105**



Pos.	Part-No.	Description	DIN	Dimension	Qty.	Remark
1	000 726 442 0	Brace		20x6x495,5	1	
2	000 236 200 0	Hexagonal screw	Iso4017	M08x20	13	
2	000 236 170 0	Hexagonal nut	Iso4032	M8	13	
2	000 239 387 0	Contact washer		A 8	13	
3	000 724 642 1	Platform			1	
4	000 724 561 2	Shim		30x15x2x320	2	
5	000 239 387 0	Contact washer		A 8	6	
6	000 236 200 0	Hexagonal screw	Iso4017	M08x20	6	
7	000 727 471 2	Ladder			1	
8	000 237 465 0	Hexagonal screw	Iso4017	M06x16	1	from No. 15200620
8	000 237 466 0	Hexagonal screw	Iso4017	M06x20	1	to No. 15200619
9	000 237 983 0	Securing nut	Iso7042	M06	1	from No. 15200620
9	000 236 169 0	Hexagonal nut	Iso4032	M6	2	to No. 15200619
10	000 724 618 2	Fuse		3x25x90	1	
11	000 724 647 0	Railing			1	
12	000 237 340 0	Hexagonal screw	Iso4014	M08x40	2	from No. 15200620
12	000 236 213 0	Hexagonal screw	Iso4017	m 8x35	2	to No. 15200619
13	000 238 166 1	Washer		9,5x 17 X1,5	2	
14	000 239 387 0	Contact washer		A 8	2	to No. 15200619
15	000 238 132 0	Securing nut	Iso7042	M08	2	from No. 15200620
15	000 236 170 0	Hexagonal nut	Iso4032	M8	4	to No. 15200619
16	000 724 655 2	Ladder bottom			1	
17	000 727 801 0	Footboard			1	only for Skandanavia
18	000 237 439 0	Hexagonal screw	Iso4017	M08x16	4	only for Skandanavia
18	000 236 170 0	Hexagonal nut	Iso4032	M8	4	only for Skandanavia
18	000 239 387 0	Contact washer		A 8	4	only for Skandanavia



CLAAS SPARE PARTS LIST

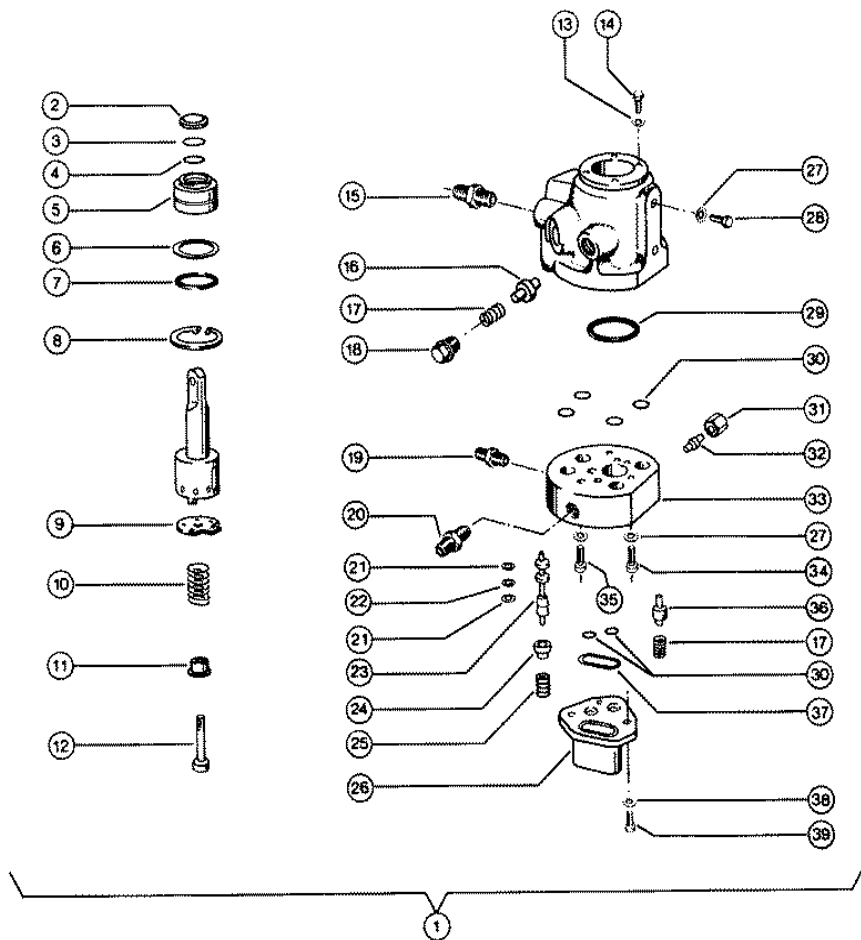
12.01.2008
Sheet 1
DOMINATOR 38

Characteristic: **FAN PUMP**

Illustration: **106**

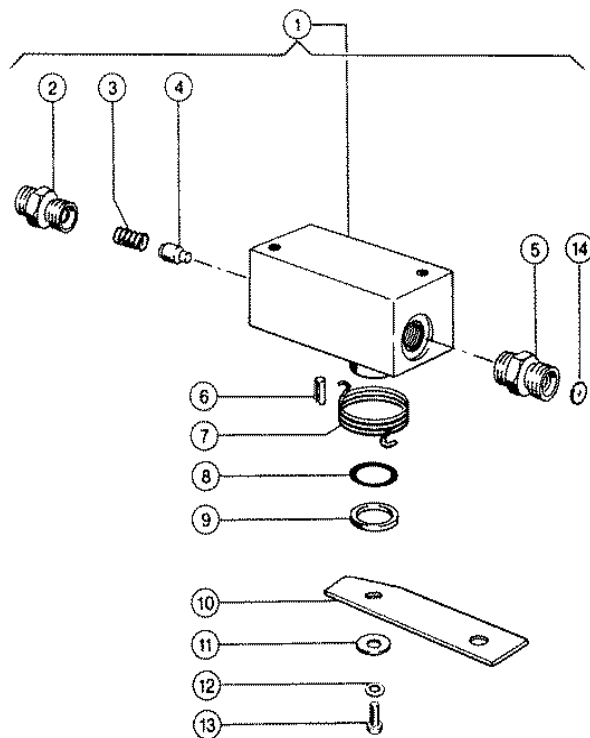


Pos.	Part-No.	Description	DIN	Dimension	Qty.	Remark
1	000 237 438 0	Hexagonal screw	Iso4017	m 8x12	2	
2	000 239 387 0	Contact washer		A 8	2	
3	000 723 011 0	Support		230x3x185	1	
4	000 236 200 0	Hexagonal screw	Iso4017	M08x20	2	
4	000 236 170 0	Hexagonal nut	Iso4032	M8	2	
4	000 239 387 0	Contact washer		A 8	2	
5	000 631 147 0	O-ring	D3771	25 X3 -N	1	
6	000 238 189 0	O-ring	D3771	9,3 X2,4 -N	4	
7	000 233 243 0	Hexagonal screw	Iso4017	M08x25-Mkl	3	(4)
7	000 236 213 0	Hexagonal screw	Iso4017	m 8x35	1	from No. 15201440
8	000 238 360 0	Screw-in union	Iso8434	Std.-L15xm18x1,5	1	
9	000 238 712 0	Screw-in union	Iso8434	Std.-L10xm14x1,5	2	
10	000 683 500 0	Double pump ass.			1	
-	000 176 962 0	Seal set		F.602690.1	N.B	
11	000 244 814 0	Woodruff key	D6888	3x 6,5	1	
12	000 094 031 0	O-ring	Din3771	19,2 X 3 Nbr 70	1	
13	000 239 250 0	Shaft seal ring	D3760	As 16x 30x 7	1	
14	000 237 572 0	Hexagonal screw	Iso4017	M12x35	1	
15	000 683 515 0	Seal ring		71,2x 3	4	
16	000 683 514 0	Support plate		71 X 1	4	
17	000 683 513 1	Glide plate		1,12 Dick	4	
18	000 723 012 1	Pin		D 30x261	1	
19	000 723 009 0	Support			1	
20	000 215 008 0	Securing nut	Iso10519	M20x1,5	1	
21	000 237 370 0	Hexagonal screw	Iso4017	M08x30	4	
21	000 236 170 0	Hexagonal nut	Iso4032	M8	4	
21	000 239 387 0	Contact washer		A 8	4	
22	000 723 013 0	Pin		D30x310	1	
23	000 236 172 0	Hexagonal nut	Iso4032	M12	2	
24	000 239 389 0	Contact washer		A12	2	
25	000 723 003 1	Hydraulic tank		S	1	
26	000 808 733 2	Aeration filter		Peilst. 55- 80	1	
27	000 766 610 0	O-ring	D3771	19 X3,5 -N	1	
28	000 238 779 0	Safety glas	D6799	10	2	
29	000 237 043 0	Washer	Iso7092	12	4	
30	000 679 411 0	Compress.spring		2,25x 16 X 24	2	
31	000 766 540 0	Felt ring	D5419	12 X 22 X5	2	
32	000 766 538 0	Filter element			1	
33	000 766 537 3	Gasket		77x113x1,5	2	
34	000 766 541 0	Felt ring	D5419	26 X 36 X3	2	
35	000 679 410 2	Filter head			2	
36	000 094 001 0	Seal ring	D7603	A 8 X14	16	
37	000 237 442 0	Hexagonal screw	Iso4017	M08x25	16	
38	000 767 057 1	V-belt			1	
39	000 683 303 2	V-belt pulley		D 210 mm	1	
40	000 239 389 0	Contact washer		A12	1	
41	000 236 455 0	Hexagonal nut	Iso8675	M12x1,5	1	
42	000 215 099 0	Eye bolt	D444	W.Ers.D.2150991	1	
43	000 238 234 0	Securing nut	Iso7042	M12	1	
44	000 772 254 0	Hexagonal screw	Iso4017	M12x25-Cp	2	
45	000 238 234 0	Securing nut	Iso7042	M12	1	
46	000 824 836 0	Filter element			1	from No. 15201440
46	000 766 538 0	Filter element			1	to No. 15201439



Characteristic: **6/9 DIRECTIONAL CONTROL VALVE**Illustration: **107**

Pos.	Part-No.	Description	DIN	Dimension	Qty.	Remark
1	000 602 534 0	6/9-way valve			1	
2	000 238 455 0	Mud scraper		14x20x5	1	
3	000 238 633 0	Back-up ring		14 X20 X1,5	1	
4	000 238 634 0	O-ring	D3771	14 X3 -N	1	
5	000 602 505 1	Guide		D40x22	1	
6	000 239 000 0	Back-up ring		Spr 34,2-3	1	
7	000 630 214 1	O-ring	D3771	34,2 X3 -N	1	
8	000 235 179 0	Circlip	D472	40x1,75	1	
9	000 672 554 0	Washer		44,3x1,5	1	
10	000 602 525 0	Compress.spring		2,2 X 17 X 58	1	
11	000 672 556 0	Pot			1	
12	000 672 557 1	Spring bolt			1	
13	000 237 465 0	Hexagonal screw	Iso4017	M06x16	4	
14	000 239 386 0	Contact washer		A 6	4	
15	000 238 360 0	Screw-in union	Iso8434	Stds-L15xm18x1,5	2	
16	000 672 589 2	Inlet valve		D11x17	4	
17	000 656 042 0	Compress.spring		0,85x 7 X 41	6	
18	000 602 507 0	Screw plug			4	
19	000 238 665 0	Screw-in union	Iso8434	Stds-L8xm12x1,5-	3	
20	000 238 712 0	Screw-in union	Iso8434	Stds-L10xm14x1,5	1	
21	000 238 454 0	Back-up ring		Spr 3,3-2,4	4	
22	000 238 448 0	O-ring	D3771	3,3 X2,4 -N	2	
23	000 672 587 2	Valve		D 9 X 44,3	2	
24	000 656 085 0	Spring plate		D14x8	2	
25	000 656 081 0	Compress.spring		1,8 X12,8x56,7	2	
26	000 602 506 2	Cover			1	
27	000 239 387 0	Contact washer		A 8	5	
28	000 237 439 0	Hexagonal screw	Iso4017	M08x16	2	
29	000 712 323 1	O-ring	D3771	46,2 X3 -N	1	
30	000 238 453 0	O-ring	D3771	10 X2 -N	6	
31	000 750 784 1	Union nut	Din3870	A3 L 8	1	
32	000 239 475 0	Plug		W.Ers.D.2394751	1	
33	000 602 504 2	Valve plate		D100x32	1	
34	000 236 983 0	Socket head screw	Iso4762	m 8x 35	2	
35	000 233 210 0	Socket head screw	Iso4762	m 8x 55	1	
36	000 672 584 1	Outlet valve			2	
37	000 238 449 0	O-ring	D3771	30 X2 -N	1	
38	000 237 804 0	Spring washer	D137	B 6	4	
39	000 237 466 0	Hexagonal screw	Iso4017	M06x20	3	



CLAAS SPARE PARTS LIST

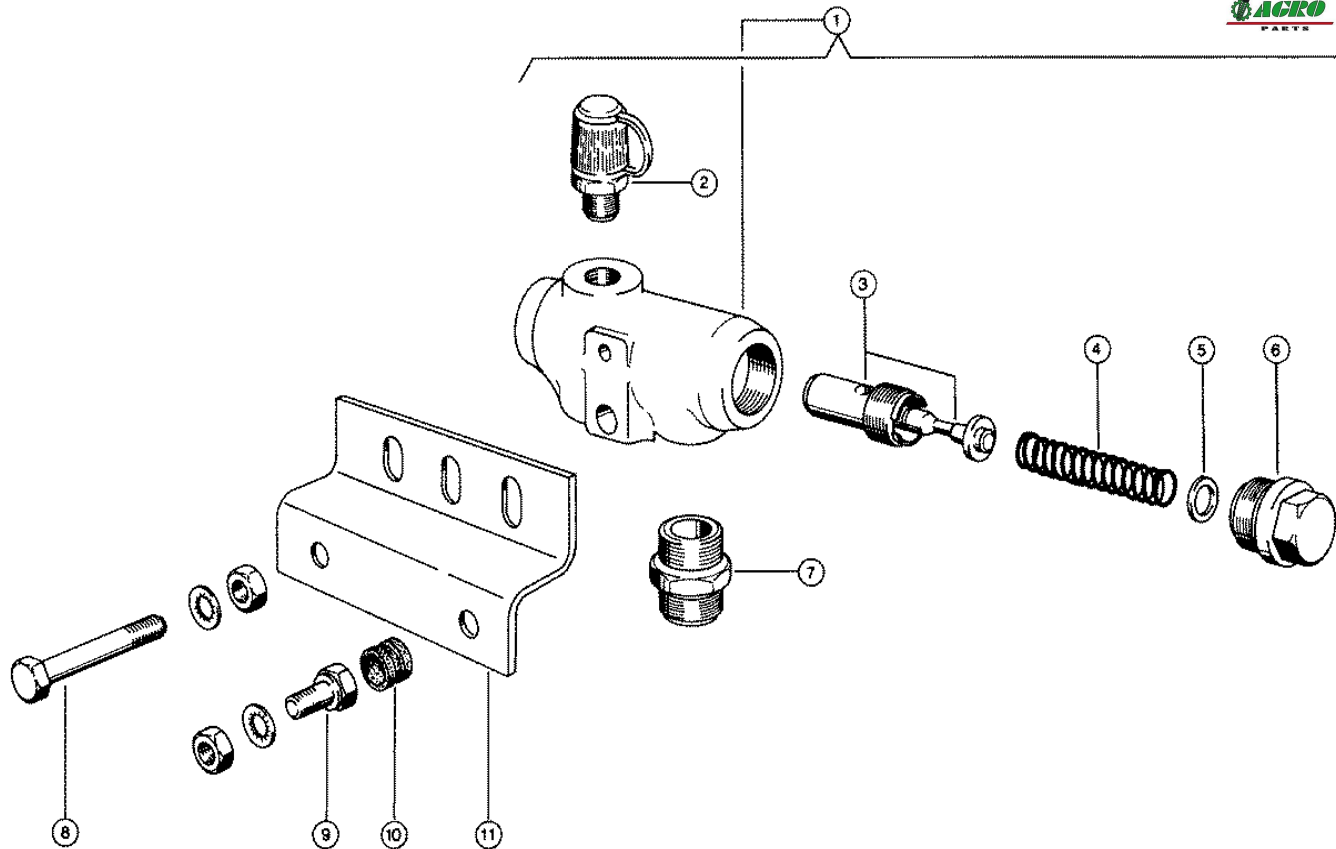
12.01.2008
Sheet 1
DOMINATOR 38

Characteristic: **DUMP VALVE**

Illustration: **107A**

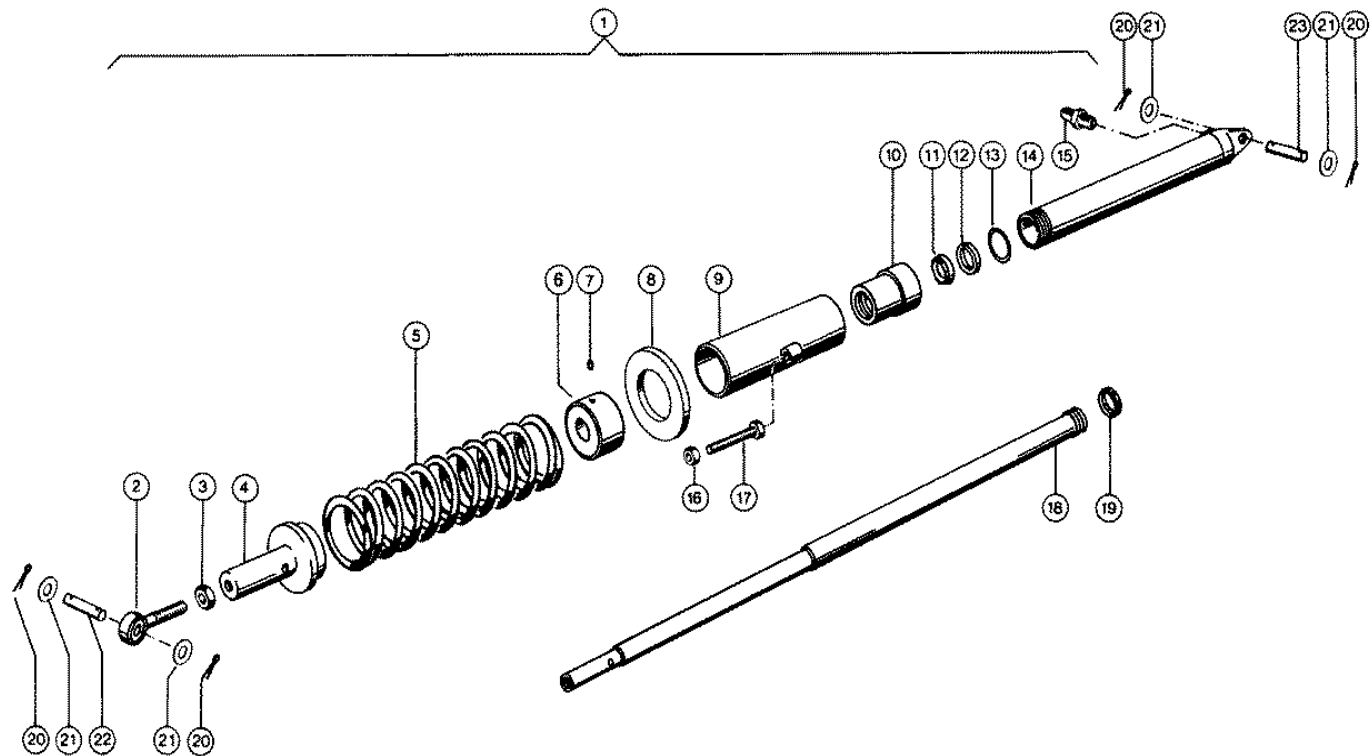


Pos.	Part-No.	Description	DIN	Dimension	Qty.	Remark
1	000 602 752 2	Valve ass.		S	1	
2	000 683 597 0	Screw-in union	Iso8434	Std-L8xm14x1,5-	1	
3	000 656 042 0	Compress.spring		0,85x 7 X 41	1	
4	000 672 584 1	Outlet valve			1	
5	000 238 712 0	Screw-in union	Iso8434	Std-L10xm14x1,5	1	
6	000 215 106 0	Tensioning pin	18748	5 X 24	1	
7	000 602 743 0	Torsion spring			1	
8	000 238 634 0	O-ring	D3771	14 X3 -N	1	
9	000 238 455 0	Mud scraper		14x20x5	1	
10	000 063 182 2	Shift lever		20x3x86	1	
11	000 236 180 0	Washer	D9021	6,4	1	
12	000 239 386 0	Contact washer		A 6	1	
13	000 237 877 0	Hexagonal screw	Iso4017	m 6x10	1	
14	000 643 729 1	Panel		D10,1x1,1x1,0	1	from No. 15201440



Characteristic: **VALVE GP-PRESS & FLOW COMPENSATOR**Illustration: **108**

Pos.	Part-No.	Description	DIN	Dimension	Qty.	Remark
1	000 602 683 1	Db-valve		S	1	
2	000 683 688 0	Mini tester conn.		M12x1,5	1	
3	000 607 176 0	Valve			1	
4	000 683 977 0	Compress.spring		3,6 X 12,3x 64	1	
5	000 237 895 0	Back-up washer	Din988	S 10x16x1,2	N.B	
5	000 239 014 0	Shims	Din988	10x 16x0,5	N.B	
6	000 602 558 1	Screw plug		M24x1,5	1	
7	000 238 360 0	Screw-in union	Iso8434	Std-L15xm18x1,5	2	
8	000 237 854 0	Hexagonal screw	Iso4014	m 8x55	1	
8	000 236 170 0	Hexagonal nut	Iso4032	M8	1	
8	000 239 387 0	Contact washer		A 8	1	
9	000 237 439 0	Hexagonal screw	Iso4017	M08x16	2	
9	000 239 387 0	Contact washer		A 8	2	
9	000 236 170 0	Hexagonal nut	Iso4032	M8	2	
10	000 215 160 0	Cable ring		A10x13,5x4	2	
11	000 724 514 1	Console		4x90x79,5	1	

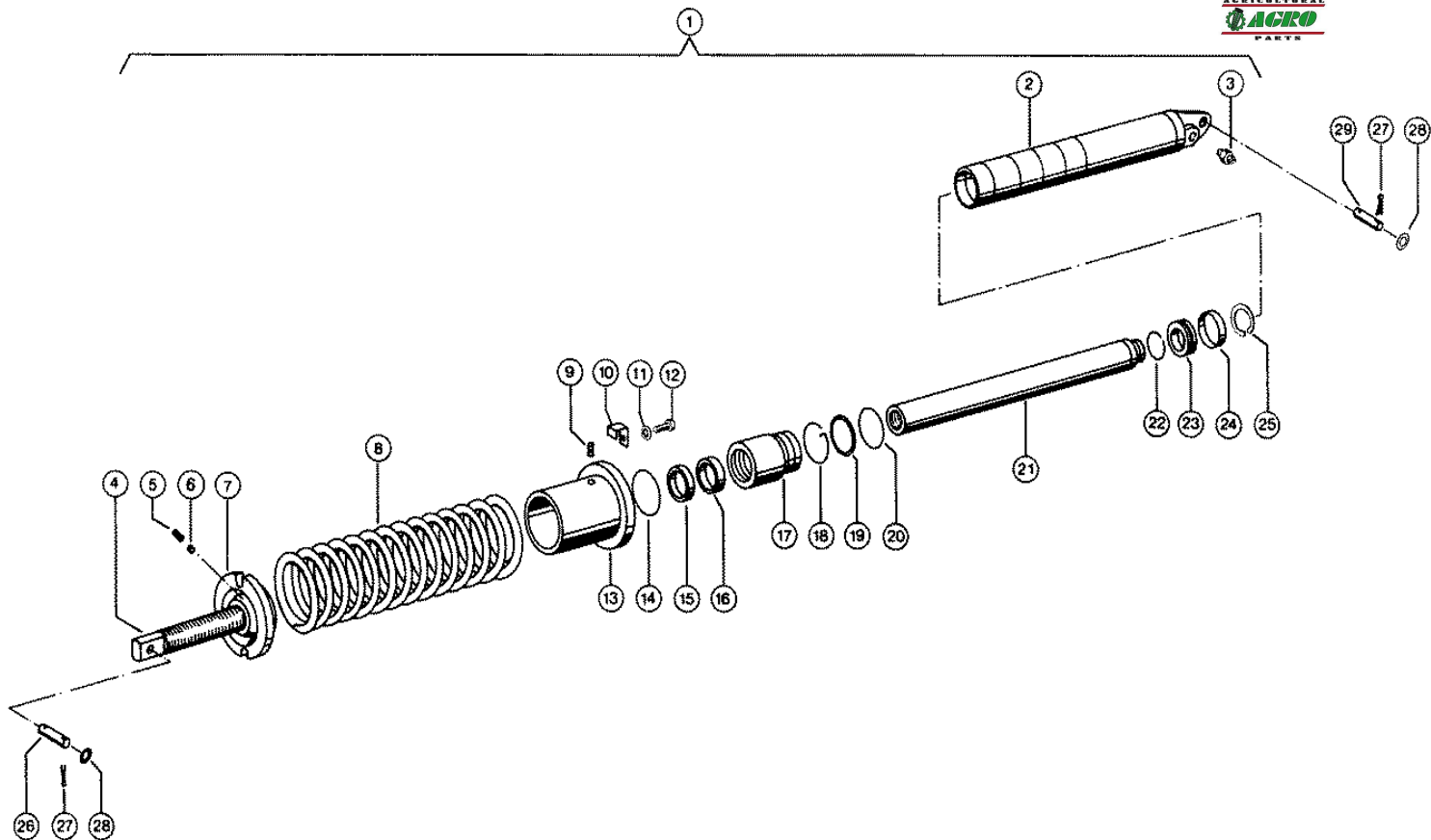


Characteristic: **CUTTERBAR CYLINDER, VAR. 3820**

Illustration: **109**



Pos.	Part-No.	Description	DIN	Dimension	Qty.	Remark
1	000 790 158 2	Cutterbar cylind.			2	
2	000 670 455 3	Eye bolt	Din444	Am16x70x48x16,5	2	
3	000 236 457 0	Hexagonal nut	Iso4035	M16	2	
4	000 786 908 1	Spring retainer			2	
5	000 789 279 0	Compress.spring			2	
6	000 790 162 0	Spring guide			2	
7	000 238 503 0	Threaded pin	Iso4029	m 8x12	2	
8	000 809 968 2	Washer			2	from No. 15200320
9	000 723 029 0	Tube			2	from No. 15200320
9	000 790 163 0	Spring seat			2	to No. 15200319
10	000 790 164 1	Cylinder head			2	
11	000 239 024 0	Mud scraper		30x 38,6x 5,3x	2	
12	000 239 025 0	Lip seal		30x38x 6	2	
13	000 633 215 0	O-ring	D3771	38 X2,5 -N	2	
14	000 790 159 0	Cylinder tube			2	
15	000 238 712 0	Screw-in union	Iso8434	Std-L10xm14x1,5	2	
16	000 236 171 0	Hexagonal nut	Iso4032	M10	4	from No. 15200320
17	000 237 806 1	Hexagonal screw	Iso4017	M10x70	4	from No. 15200320
18	000 790 160 0	Piston rod			2	
19	000 778 581 1	Guide ring		26x 33,7x 5	2	
20	000 235 089 0	Split pin	I1234	4 X 22	8	
21	000 236 948 0	Washer		16,5x 28 X1,5	8	
22	000 787 454 0	Connection-pin		15h9 X 50	2	
23	000 633 201 0	Pin		16h9 X 50	2	

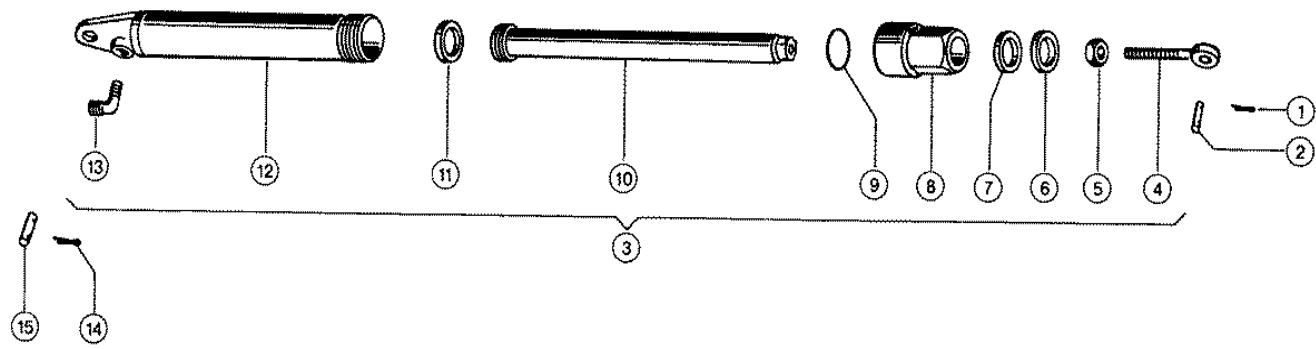


Characteristic: **CUTTERBAR CYLINDER, VAR. 4377**

Illustration: **109A**



Pos.	Part-No.	Description	DIN	Dimension	Qty.	Remark
1	000 723 018 1	Hydr. cylinder			2	
2	000 656 701 1	Cylinder tube			2	
3	000 238 712 0	Screw-in union	Iso8434	Stds-L10xm14x1,5	2	
4	000 714 240 2	Threaded rod		D36x247	2	
5	000 237 826 0	Threaded pin	E27435	m 8x20	2	
6	000 656 318 0	Plug		D 6x 6	2	
7	000 714 241 0	Spring plate		D140x100 mm	2	
8	000 656 316 1	Compress.spring		17 X120x480	2	
9	000 238 375 0	Threaded pin	Iso4029	M10x16	2	
10	000 656 319 0	Spring clamp		20x3x76	2	
11	000 235 131 1	Spring washer		6	2	
12	000 237 465 0	Hexagonal screw	Iso4017	M06x16	2	
13	000 714 282 0	Spring plate			2	
14	000 239 178 0	Snap ring	D7993	A 70	2	
15	000 215 078 0	Wiper seal		46x56x5/7 2511	2	
16	000 712 373 0	Lip seal		W.Ers.D.7123731	2	
17	000 656 397 0	Cylinder head			2	
18	000 683 390 0	Securing wire		4 X 185	2	
19	000 239 115 0	Back-up ring		54 X59 X1,5	2	
20	000 239 116 0	O-ring	D3771	52 X3 -N	2	
21	000 714 237 0	Piston rod		D 46x 504	2	
22	000 238 155 1	Snap ring	D7993	A 45	2	
23	000 714 236 0	Piston plate		D54,85x 10,5	2	
24	000 656 313 0	Piston Guide Ring		P 6- 58	2	
25	000 235 166 0	Circlip	Din471	40x1,75	2	
26	000 633 201 0	Pin		16h9 X 50	2	
27	000 235 089 0	Split pin	I1234	4 X 22	8	
28	000 236 948 0	Washer		16,5x28 X1,5	8	
29	000 655 019 0	Connection-pin		D16 X 68	2	



CLAAS SPARE PARTS LIST

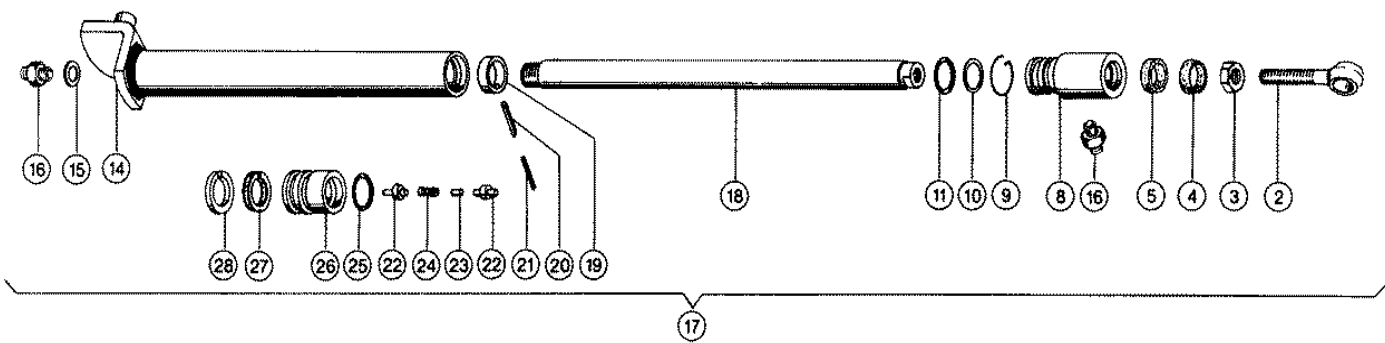
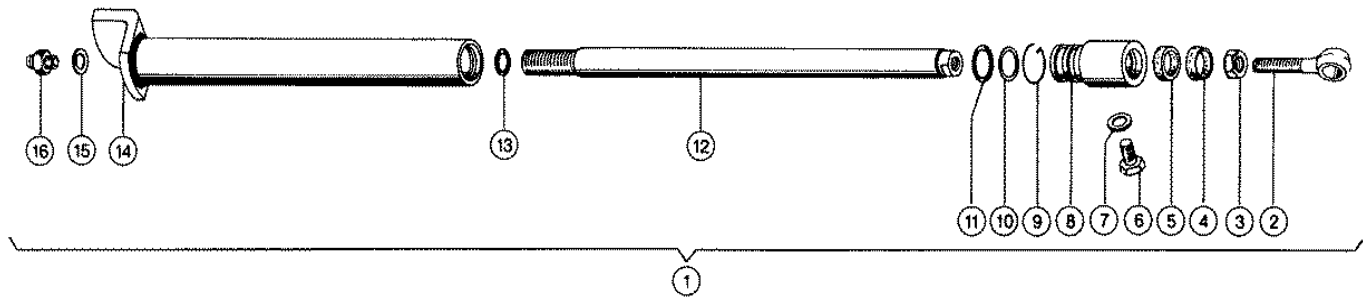
12.01.2008
Sheet 1
DOMINATOR 38

Characteristic: **REEL CYLINDER, VAR. 3820**

Illustration: **110**



Pos.	Part-No.	Description	DIN	Dimension	Qty.	Remark
1	000 235 112 0	Split pin	I1234	3,2x 12	4	
2	000 523 416 0	Pin			2	
3	000 789 038 1	Hydr. cylinder			2	
4	000 633 242 0	Eye bolt		M12x 65	2	
5	000 236 456 0	Hexagonal nut	Iso4035	M12	2	
6	000 633 316 0	Wiper seal		24x35x 8	2	
7	000 633 244 0	Lip seal		25x35x 8	2	
8	000 633 247 3	Cylinder head			2	
9	000 633 215 0	O-ring	D3771	38 X2,5 -N	2	
10	000 778 555 2	Plunger			2	
11	000 778 581 1	Guide ring		26x 33,7x 5	2	
12	000 787 998 1	Hydr. cylinder			2	
13	000 683 993 0	Angle union		M14x1,5	2	
14	000 235 089 0	Split pin	I1234	4 X 22	4	
15	000 787 355 0	Guide bolt			2	



CLAAS SPARE PARTS LIST

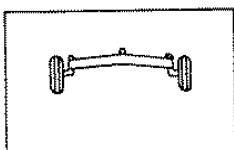
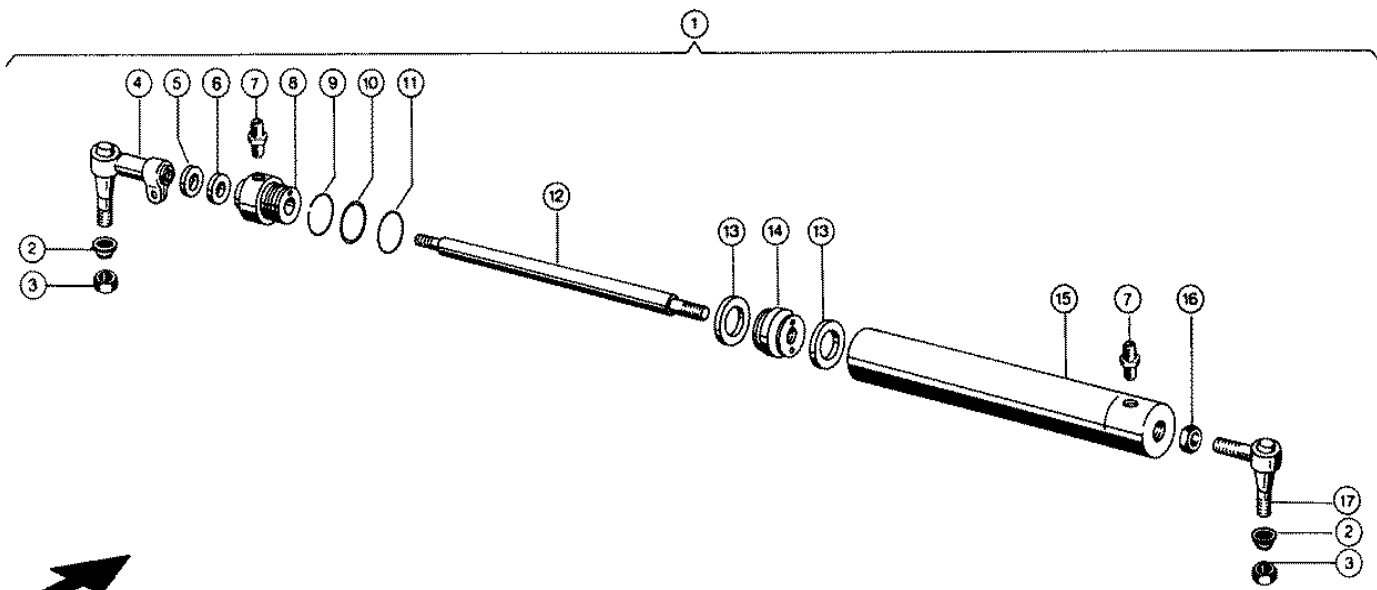
12.01.2008
Sheet 1
DOMINATOR 38

Characteristic: **REEL CYLINDER**

Illustration: **110A**



Pos.	Part-No.	Description	DIN	Dimension	Qty.	Remark
1	000 682 622 0	Reel cylinder		S	1	
2	000 670 455 3	Eye bolt	Din444	Am16x70x48x16,5	2	
3	000 236 457 0	Hexagonal nut	Iso4035	M16	2	
4	000 215 112 0	Mud scraper		24x32x4/7auasob	2	
5	000 683 984 0	Lip seal		24x32x 6	2	
6	000 215 111 0	Screw plug		M12x1,5	1	
7	000 236 687 0	Seal ring	D7603	A12 X18	1	
8	000 643 720 1	Cylinder head		D34/24 M12	2	
9	000 643 723 0	Securing wire		2,5x108	2	
10	000 239 035 1	Back-up ring		30,5x35,5x1	2	
11	000 633 411 0	O-ring	D3771	29,2 X3 -N	2	
12	000 682 626 0	Piston rod		D 24x 357	1	
13	000 215 109 0	Snap ring	D7993	A 24	1	
14	000 682 623 0	Hydr. cylinder			2	
15	000 215 110 0	Sealing ring		ld 12	2	
16	000 238 665 0	Screw-in union	Iso8434	Std-L8xm12x1,5-	3	
17	000 682 627 0	Reel cylinder		34/24x225	1	
18	000 682 619 0	Piston rod		D 24x 350	1	
19	000 670 449 0	Adjusting ring		B25,5x32x10	1	
20	000 237 606 0	Tensioning pin	I8752	W.Ers.D 2376062	1	
21	000 236 961 0	Tensioning pin	I8752	W.Ers.D 2369612	1	
22	000 633 452 1	Valve		11,5x 15	2	
23	000 607 361 1	Spacer tube		5x1x8	1	
24	000 818 933 0	Compress.spring		1,5 X 9 X 30	1	
25	000 238 353 0	O-ring	D3771	24 X2,5 -N	1	
26	000 682 620 0	Plunger		D33,7x36	1	
27	000 215 113 0	Piston seal		34x27x7	1	
28	000 778 581 1	Guide ring		26x 33,7x 5	1	

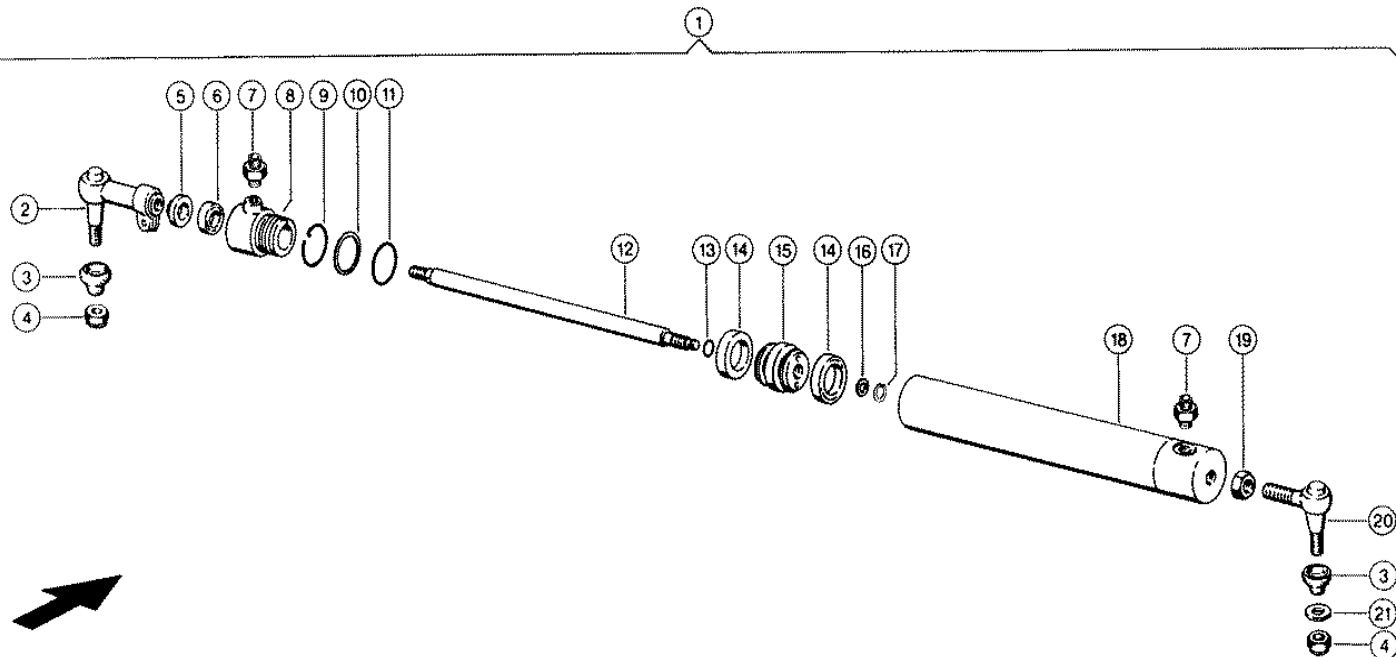


Characteristic: **STEERING CYLINDER**

Illustration: **111**



Pos.	Part-No.	Description	DIN	Dimension	Qty.	Remark
1	000 683 255 1	Steer cylinder		S	1	
2	000 631 184 0	Sealing cap			2	
3	000 239 004 0	Securing nut	Iso10518	M14x1,5	2	
4	000 656 112 1	Ball joint			1	
5	000 656 118 0	Wiper seal		20x30x 8	1	
6	000 656 114 0	Lip seal		20x30x8x4 F 76	1	
7	000 238 712 0	Screw-in union	Iso8434	Std-L10xm14x1,5	2	
8	000 683 261 2	Cylinder head		D 60x70	1	
9	000 683 259 1	Securing wire		3,20x 156	1	
10	000 712 349 0	Back-up ring		46 X51,5x1,5	1	
11	000 712 323 1	O-ring	D3771	46,2 X3 -N	1	
12	000 683 258 0	Piston rod		D 20x 428	1	
13	000 239 422 1	Lip seal		50x35x10 Na300	2	
14	000 683 257 1	Plunger			1	
15	000 683 260 0	Cylinder			1	
16	000 236 327 0	Hexagonal nut	Iso8675	M22x1,5	1	
17	000 656 113 1	Ball joint			1	



CLAAS SPARE PARTS LIST

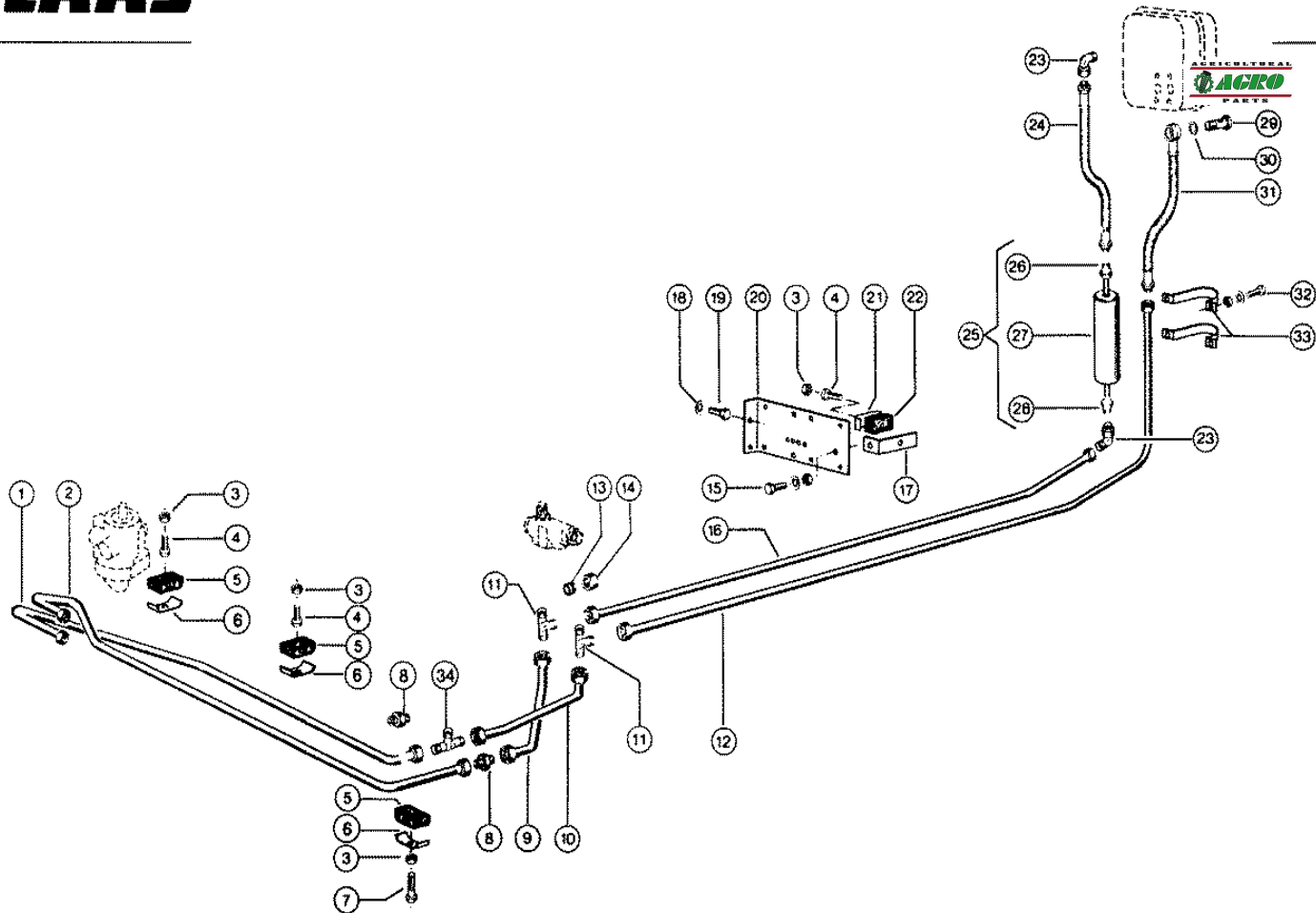
12.01.2008
Sheet 1
DOMINATOR 38

Characteristic: **STEERING CYLINDER**

Illustration: **111A**



Pos.	Part-No.	Description	DIN	Dimension	Qty.	Remark
1	000 649 644 1	Hydr.Cylinder Ass			1	from No. 15201490
2	000 656 112 1	Ball joint			1	
3	000 631 184 0	Sealing cap			2	
4	000 239 004 0	Securing nut	Iso10518	M14x1,5	2	
5	000 239 380 0	Wiper seal		P6-22 22x30x7	1	
6	000 239 379 0	Lip seal		22x30x5,5	1	
7	000 238 712 0	Screw-in union	Iso8434	Std-L10xm14x1,5	2	
8	000 649 645 0	Cylinder head			1	
9	000 683 259 1	Securing wire		3,20x 156	1	
10	000 712 349 0	Back-up ring		46 X51,5x1,5	1	
11	000 712 323 1	O-ring	D3771	46,2 X3 -N	1	
12	000 602 595 1	Piston rod		D 22x 428	1	from No. 15201490
12	000 649 646 0	Is substituted			1	to No. 15201489
13	000 239 313 0	O-ring	D3771	14 X2 Nbr70	1	to No. 15201489
14	000 238 933 0	Lip seal		35x50x10	2	
15	000 683 337 0	Plunger		D50x43	1	from No. 15201490
15	000 649 647 0	Is substituted			1	to No. 15201489
16	000 211 712 0	Back-up washer	Din988	S 12x18	1	to No. 15201489
17	000 235 151 0	Circlip	D471	12x1	1	to No. 15201489
18	000 683 260 0	Cylinder			1	
19	000 236 327 0	Hexagonal nut	Iso8675	M22x1,5	1	
20	000 656 113 1	Ball joint			1	
21	000 242 665 0	Washer	D125	28x15x2,5	1	



CLAAS SPARE PARTS LIST

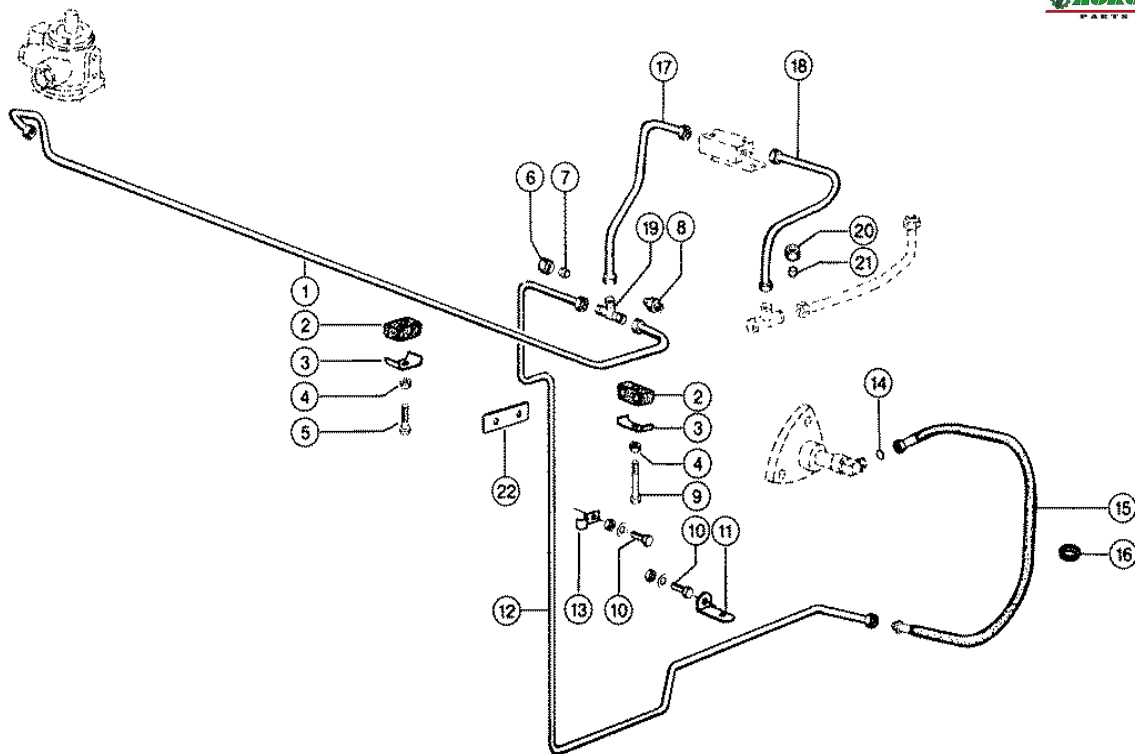
12.01.2008
Sheet 1
DOMINATOR 38

Characteristic: **DIFFERENT.STEER.SYST./g LINES GP-STEERING**

Illustration: **112**



Pos.	Part-No.	Description	DIN	Dimension	Qty.	Remark
1	000 723 276 1	Hydr. pipe		15x1,5x1725	1	
2	000 723 274 1	Hydr. pipe		15x1,5x1710	1	
3	000 238 132 0	Securing nut	Iso7042	M08	5	
4	000 237 340 0	Hexagonal screw	Iso4014	M08x40	4	
5	000 683 659 0	Rubber bearing		15/15	3	
6	000 672 209 0	Attaching Clamp		Bss 2x22x25x3	1	
7	000 237 854 0	Hexagonal screw	Iso4014	m 8x55	1	
8	000 238 400 0	Connect.Union	Iso8434	St-L15	1	(2) from No. 15200620
9	000 723 308 0	Hydr. pipe		15x1,5x 430	1	
10	000 723 310 1	Hydr. pipe		15x1,5x 360	1	
11	000 238 401 0	L union	Iso8434	Swrt-L15	2	
12	000 723 312 0	Hydr. pipe		15x1,5x2280	1	
13	000 633 590 1	Profile ring		P-R15l	12	
14	000 633 589 0	Union nut	D3870	W.Ers.D.6335891	12	
15	000 237 442 0	Hexagonal screw	Iso4017	M08x25	1	
15	000 236 170 0	Hexagonal nut	Iso4032	M8	1	
15	000 239 387 0	Contact washer		A 8	1	
16	000 723 306 0	Hydr. pipe		15x1,5x2095	1	
17	000 713 845 1	Support angle		25x5x130	1	
18	000 239 387 0	Contact washer		A 8	2	
19	000 236 200 0	Hexagonal screw	Iso4017	M08x20	2	
20	000 723 227 0	Supporting plate		3x135x303	1	
21	000 683 254 0	Attaching Clamp		Bss 2x18x25x3	1	
22	000 683 658 0	Rubber bearing		10/10	1	
23	000 238 354 0	Angle union	Iso8434	Stwe-L15	2	
24	000 672 577 2	Hose pipe			1	
-	000 211 091 2	O-ring		12 X 2 Nbr 80	1	
25	000 602 750 0	Damper ass.		Ro-D15 S	1	
26	000 689 185 0	Union		65 lang	1	
27	000 602 751 1	Damper			1	
28	000 689 184 0	Union		115 lang	1	
29	000 096 031 0	Hollow screw	D7643	15	1	
30	000 633 031 0	Seal ring	D7603	A18 X24	2	
31	000 689 280 0	Hose pipe			1	
32	000 237 439 0	Hexagonal screw	Iso4017	M08x16	4	
32	000 236 170 0	Hexagonal nut	Iso4032	M8	4	
32	000 239 387 0	Contact washer		A 8	4	
33	000 602 671 0	Bandage		2x20x195	2	
34	000 238 432 0	T-reducer		Xtr15/10/15-L	1	from No. 15200620

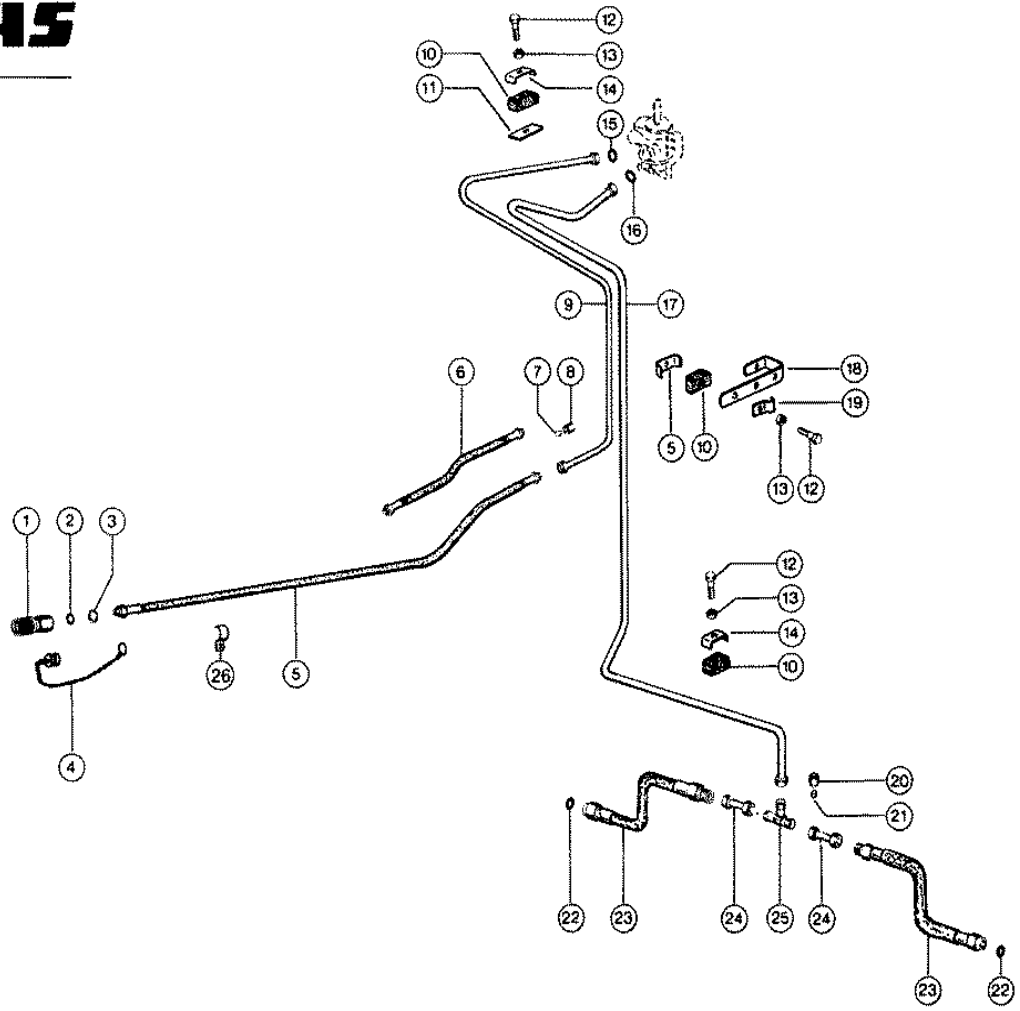


Characteristic: **DIFFERENT.STEER.SYST./g LINES GP-STEERING**

Illustration: **113**



Pos.	Part-No.	Description	DIN	Dimension	Qty.	Remark
1	000 723 286 0	Hydr. pipe		8x1x1530	1	
2	000 683 658 0	Rubber bearing		10/10	6	(4)
3	000 683 254 0	Attaching Clamp		Bss 2x18x25x3	6	(4)
4	000 238 132 0	Securing nut	Iso7042	M08	4	
5	000 237 854 0	Hexagonal screw	Iso4014	m 8x55	3	
6	000 750 784 1	Union nut	Din3870	M3 L 8	8	
7	000 406 082 0	Olive	D3861	W.Ers.D.406082	8	
8	000 238 718 0	Connect.Union	Iso8434	SL 8	1	to No. 15200619
9	000 235 522 0	Hexagonal screw	Iso4014	m 8x65	1	
10	000 236 200 0	Hexagonal screw	Iso4017	M08x20	6	
10	000 238 132 0	Securing nut	Iso7042	M08	6	
10	000 239 387 0	Contact washer		A 8	6	
11	000 713 846 0	Support angle		25x5x82	1	
12	000 723 324 2	Hydr. pipe			1	
13	000 239 264 0	Attaching Clamp		8x20x2-9	3	(5)
14	000 211 489 0	O-ring		6 X1,5	1	
15	000 602 621 1	Hose pipe			1	
16	000 238 250 0	Cable ring		A24x30x3,5	1	
17	000 723 156 0	Hydr. pipe		8x1 X 410	1	from No. 15201440
17	000 723 146 0	Hydr. pipe		8x1x270	1	No. 15200740-15201439
17	000 723 394 0	Hydr. pipe		8x1 X 275	1	No. 15200620-15200739
18	000 723 158 0	Hydr. pipe		10x1 X 375	1	from No. 15201440
18	000 723 144 0	Hydr. pipe		10x1x250	1	No. 15200740-15201439
18	000 723 392 0	Hydr. pipe		10x1 X 260	1	No. 15200620-15200739
19	000 238 789 0	T-Union Support	Iso8434	TL 8	1	from No. 15200620
20	000 656 286 0	Union nut	D3870	W.Ers.D.2154820	2	from No. 15200620
21	000 656 287 0	Olive	D3861	W.Ers.D.2154810	2	from No. 15200620
22	000 570 698 1	Strip		30x5x100	1	from No. 15201440

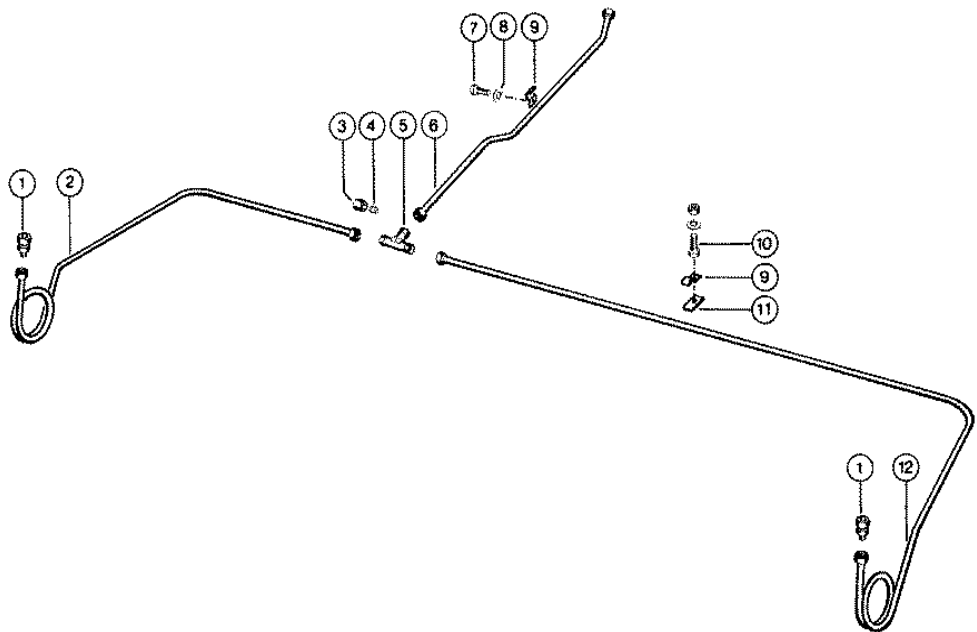


Characteristic: **DIFFERENT.STEER.SYST./g LINES GP-STEERING**

Illustration: **114**



Pos.	Part-No.	Description	DIN	Dimension	Qty.	Remark
1	000 672 576 0	Socket Coupler			1	with fast lock from No. 15200470
2	000 656 290 1	O-ring	D3771	17,12x2,62-N	1	with fast lock from No. 15200470
3	000 233 631 0	Supp.ring,teflon		21,6x18,2x0,76	1	with fast lock from No. 15200470
4	000 656 291 0	Dust plug			1	with fast lock from No. 15200470
5	000 723 225 1	Hose pipe			1	with fast lock from No. 15200470
6	000 683 447 0	Hose pipe			1	without fast lock to No. 15200469
7	000 406 082 0	Olive	D3861	W.Ers.D.4060821	2	
8	000 750 784 1	Union nut	Din3870	Ø3 L 8	2	
9	000 723 320 0	Hydr. pipe			1	
10	000 683 658 0	Rubber bearing		10/10	5	
11	000 656 255 0	Counter plate		25x3x46	1	
12	000 237 339 0	Hexagonal screw	Iso4014	M08x35	5	
13	000 238 132 0	Securing nut	Iso7042	M08	5	
14	000 683 254 0	Attaching Clamp		Bss 2x18x25x3	5	
15	000 607 253 0	Panel		D8,1x0,5x1,2	1	
16	000 607 422 1	Panel		D10,1x1,0x1,0	1	to No. 15200569
17	000 723 316 0	Hydr. pipe			1	
18	000 723 226 0	Bracket		25x5x268	2	
19	000 239 264 0	Attaching Clamp		8x20x2-9	1	
20	000 656 286 0	Union nut	D3870	W.Ers.D.2154820	2	
21	000 656 287 0	Olive	D3861	W.Ers.D.2154810	4	
22	000 211 436 0	O-ring	Din3771	17,5 X1,5	4	
23	000 679 476 1	Hose pipe			2	
24	000 660 608 0	Hydr. pipe		10x1x 40	2	
25	000 238 795 0	T-Union Support	Iso8434	T1L10	1	
26	000 238 129 0	Attaching Clamp	D72571	1x15x8,2	2	

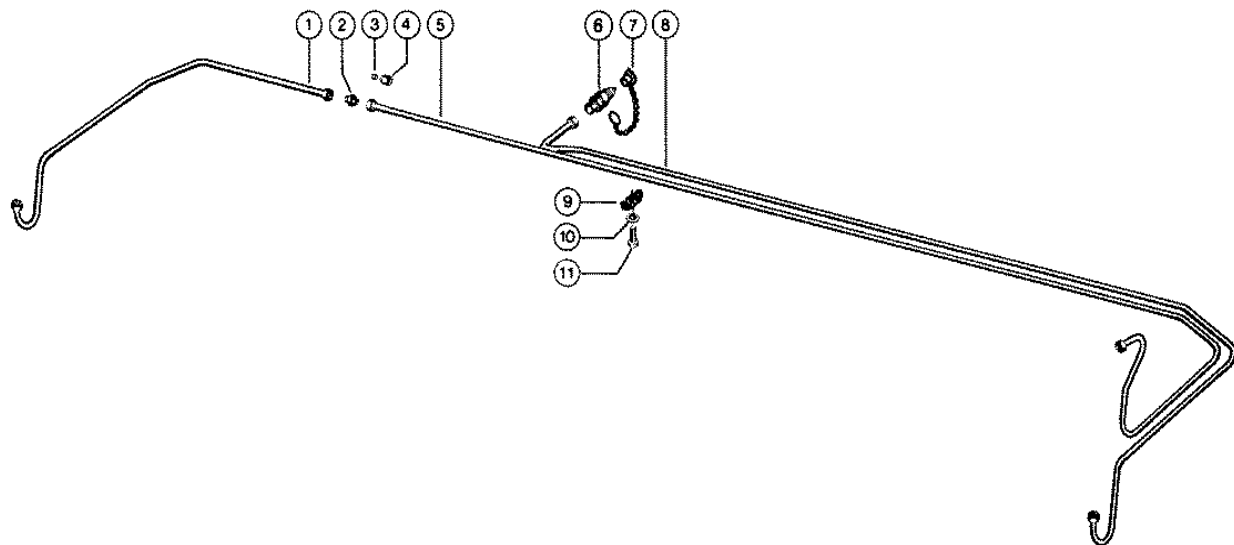


Characteristic: **HYDRAULIC LINES, (2.4 M CUTTERBAR)**

Illustration: **115**



Pos.	Part-No.	Description	DIN	Dimension	Qty.	Remark
1	000 239 479 0	Reducing adapter		Res-L10/ 8-Oms	2	
2	000 723 352 0	Hydr. pipe			1	
3	000 750 784 1	Union nut	Din3870	M3 L 8	6	
4	000 406 082 0	Olive	D3861	W.Ers.D.406082	6	
5	000 238 789 0	T-Union Support	Iso8434	M 8	1	
6	000 723 348 0	Hydr. pipe			1	
7	000 237 465 0	Hexagonal screw	Iso4017	M06x16	2	
8	000 239 386 0	Contact washer		A 6	2	
9	000 239 264 0	Attaching Clamp		8x20x2-9	6	
10	000 237 442 0	Hexagonal screw	Iso4017	M08x25	4	
10	000 236 170 0	Hexagonal nut	Iso4032	M8	4	
10	000 239 387 0	Contact washer		A 8	4	
11	000 818 190 0	Strip			2	
12	000 723 350 0	Hydr. pipe			1	

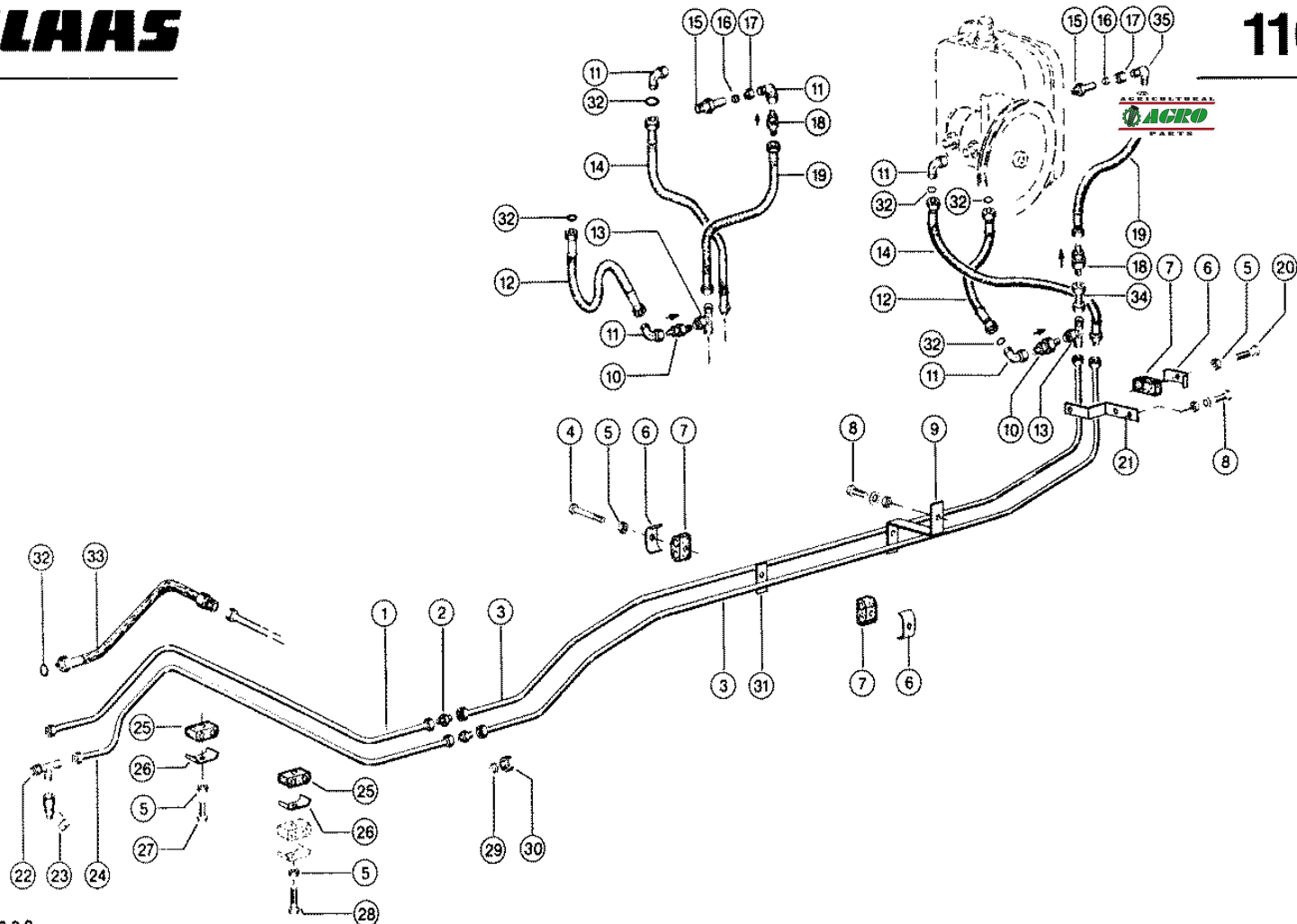


Characteristic: **HYDRAULIC LINES, (CUTTERBAR)**

Illustration: **115A**

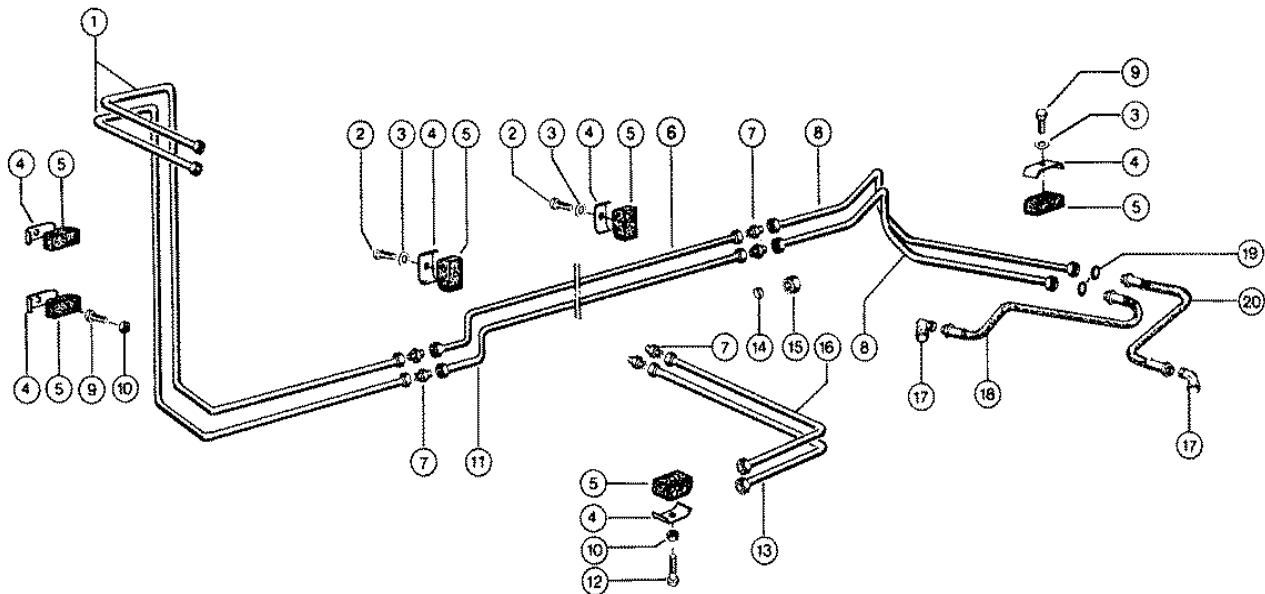


Pos.	Part-No.	Description	DIN	Dimension	Qty.	Remark
1	000 723 086 0	Hydr. pipe			1	at 2.7 m cutterbar
1	000 723 106 0	Hydr. pipe		8x1 X1470	1	at 3.0 m cutterbar
1	000 723 124 0	Hydr. pipe		8x1 X2080	1	at 3.6 m cutterbar
2	000 238 718 0	Connect.Union	Iso8434	StL 8	1	
3	000 406 082 0	Olive	D3861	W.Ers.D.406082	6	
4	000 750 784 1	Union nut	Din3870	Ø3 L 8	6	
5	000 723 084 0	Hydr. pipe			1	
6	000 607 298 0	Coupling		Dn 6	1	
7	000 607 233 0	Sleeve		Nz 6072310	1	
8	000 723 082 0	Hydr. pipe			1	at 2.7 m cutterbar
8	000 723 104 0	Hydr. pipe		8x1 2935	1	at 3.0 m cutterbar
8	000 723 108 0	Hydr. pipe		8x1 X3300	1	at 3.6 m cutterbar
9	000 723 498 0	Double clamp		B 8	5	(6) (7)
10	000 215 003 0	Contact washer		Ers.D.2393860	5	(6) (7)
11	000 237 466 0	Hexagonal screw	Iso4017	M06x20	5	(6) (7)



Characteristic: **HYDRAULIC LINES, (STEERING)**Illustration: **116**

Pos.	Part-No.	Description	DIN	Dimension	Qty.	Remark
1	000 723 280 0	Hydr. pipe		10x1 X1280	1	from No. 15201440
1	000 723 376 1	Hydr. pipe		10x1 X 815	1	No. 15200420-15201439
1	000 723 280 0	Hydr. pipe		10x1 X1280	1	to No. 15200419
2	000 238 707 0	Connect.Union	Iso8434	STL10	2	
3	000 723 314 0	Hydr. pipe		10x1 X2720	2	
4	000 235 523 0	Hexagonal screw	Iso4014	M08x70	2	
5	000 238 132 0	Securing nut	Iso7042	M08	6	
6	000 672 209 0	Attaching Clamp		Bss 2x22x25x3	4	
7	000 607 110 0	Rubber bearing		15/10	4	
8	000 237 439 0	Hexagonal screw	Iso4017	M08x16	2	
8	000 236 170 0	Hexagonal nut	Iso4032	M8	2	
8	000 239 387 0	Contact washer		A 8	2	
9	000 723 228 0	Support		30x6x249	1	
10	000 239 112 0	Non-return valve		Rhd10-L0,2b/Oms	1	
11	000 238 693 0	Angle union	Din3942	L10	2	(3)
12	000 607 251 1	Hose pipe			1	
13	000 239 039 0	T-union	Din3943	L10	1	
14	000 679 476 1	Hose pipe			1	
15	000 689 191 1	Male connection		W.Ers.D.2158650	1	
16	000 656 287 0	Olive	D3861	W.Ers.D.2154810	1	
17	000 656 286 0	Union nut	D3870	W.Ers.D.2154820	1	
18	000 239 128 0	Non-return valve		Rhd10-L1bar/Oms	1	
19	000 607 136 0	Hose pipe			1	
20	000 237 340 0	Hexagonal screw	Iso4014	M08x40	1	
21	000 723 229 1	Support		25x5x185	1	
22	000 238 890 0	L union	D3944	L10	1	
23	000 683 656 0	Mini tester conn.		Ers.D. 683656.1	1	
24	000 723 278 0	Hydr. pipe		10x1x1260	1	
25	000 683 658 0	Rubber bearing		10/10	3	
26	000 683 254 0	Attaching Clamp		Bss 2x18x25x3	3	
27	000 237 339 0	Hexagonal screw	Iso4014	M08x35	2	
28	000 237 854 0	Hexagonal screw	Iso4014	m 8x55	1	
29	000 656 287 0	Olive	D3861	W.Ers.D.2154810	12	
30	000 656 286 0	Union nut	D3870	W.Ers.D.2154820	12	
31	000 576 487 0	Strip		30x5x60	1	
32	000 211 436 0	O-ring	Din3771	7,5 X1,5	2	(3)
33	000 071 758 0	Hose pipe			1	No. 15200420-15201439
34	000 660 608 0	Hydr. pipe		10x1x 40	1	from No. 15201440
35	000 238 794 0	Angle Support	Din3905	L10	1	from No. 15201440

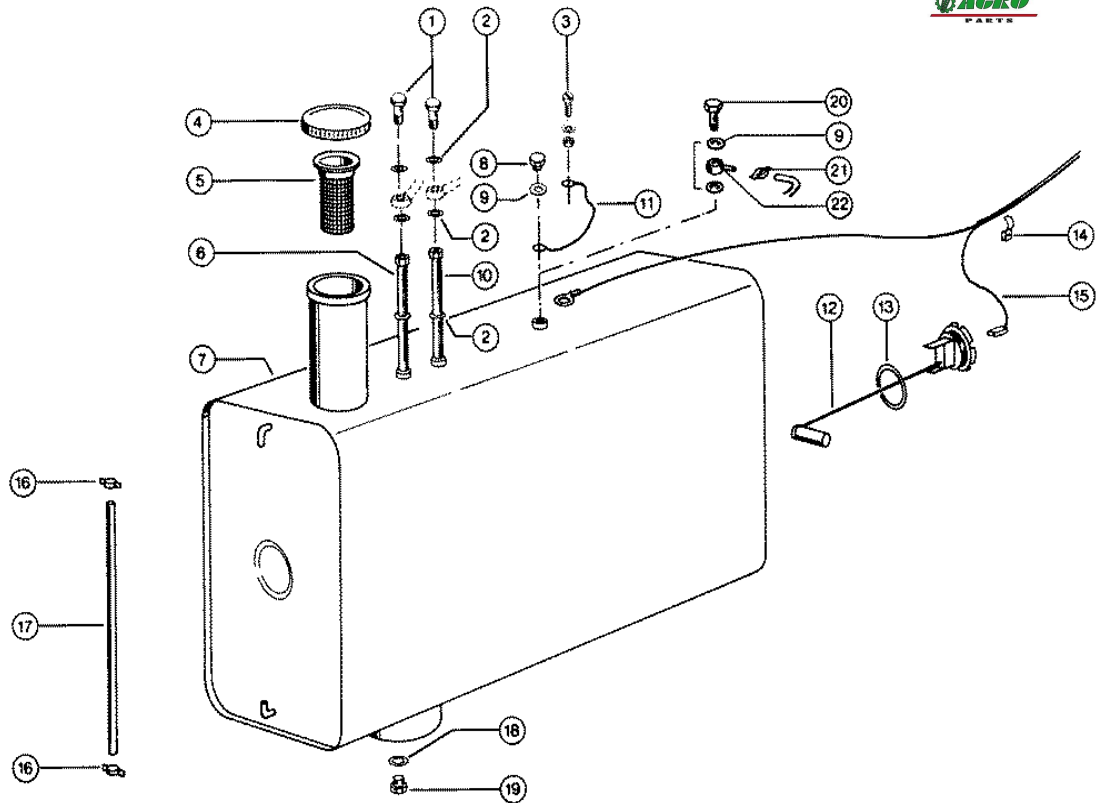


Characteristic: **HYDRAULIC LINES, (STEERING)**

Illustration: **117**



Pos.	Part-No.	Description	DIN	Dimension	Qty.	Remark
1	000 723 382 0	Hydr. pipe			2	from No. 15200420
1	000 723 328 0	Hydr. pipe			2	to No. 15200419
2	000 237 370 0	Hexagonal screw	Iso4017	M08x30	3	
3	000 239 387 0	Contact washer		A 8	5	
4	000 683 254 0	Attaching Clamp		Bss 2x18x25x3	9	
5	000 683 658 0	Rubber bearing		10/10	9	
6	000 723 386 0	Hydr. pipe		10x1 X2340	1	from No. 15200420
6	000 723 334 0	Hydr. pipe		10x1x2130	1	to No. 15200419
7	000 238 707 0	Connect.Union	Iso8434	1S-L10	6	
8	000 723 332 1	Hydr. pipe		10x1 X 950	2	
9	000 237 339 0	Hexagonal screw	Iso4014	M08x35	5	
10	000 238 132 0	Securing nut	Iso7042	M08	2	
11	000 723 384 0	Hydr. pipe		10x1 X2340	1	from No. 15200420
11	000 723 330 0	Hydr. pipe		10x1x2130	1	to No. 15200419
12	000 237 854 0	Hexagonal screw	Iso4014	m 8x55	1	
13	000 723 284 1	Hydr. pipe		10x1 X 700	1	
14	000 656 287 0	Olive	D3861	W.Ers.D.2154810	16	
15	000 656 286 0	Union nut	D3870	W.Ers.D.2154820	16	
16	000 723 282 1	Hydr. pipe		10x1 X 735	1	
17	000 238 693 0	Angle union	Din3942	10	2	
18	000 683 453 1	Hose pipe			1	from No. 15200420
18	000 211 436 0	O-ring	Din3771	17,5 X1,5	1	
18	000 679 462 1	Hose pipe			1	to No. 15200419
19	000 211 436 0	O-ring	Din3771	17,5 X1,5	2	
20	000 679 476 1	Hose pipe			1	
20	000 211 436 0	O-ring	Din3771	17,5 X1,5	1	

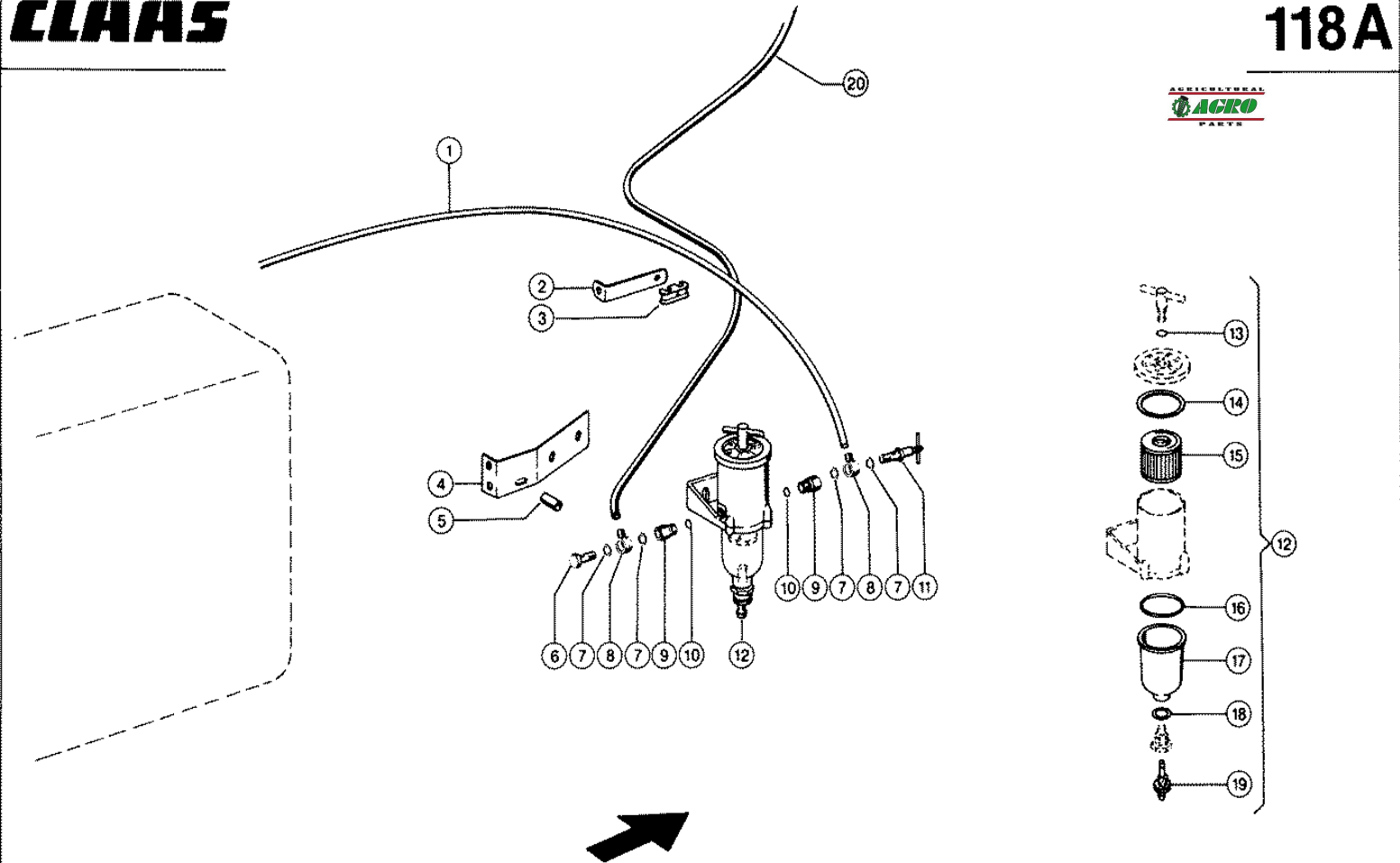


Characteristic: **FUEL TANK**

Illustration: **118**



Pos.	Part-No.	Description	DIN	Dimension	Qty.	Remark
1	000 096 029 0	Hollow screw	D7643	10	2	
2	000 633 114 0	Seal ring	D7603	W.Ers.D.633114	6	
3	000 236 994 0	Socket head screw	D84	m 4x16	1	
3	000 237 215 0	Hexagonal nut	Iso4032	M4	1	
3	000 236 489 1	Spring washer		4	1	
-	000 239 262 0	Serrated l.washer	D6798	A 4,3	1	
4	000 624 003 1	Cap		Dv 80 Gl	1	
4	000 177 621 0	Cap		D80 Belüftet,	1	optional
-	000 177 622 0	Spare key		C5	1	
5	000 659 565 2	Tank filter			1	
6	000 671 823 0	Suction tube		685 lang	1	
7	000 674 573 5	Fuel tank		200 Ltr	1	
8	000 237 046 0	Screw plug	D908	M10x1	1	
9	000 236 688 0	Seal ring	Din7603	A10x16x1	3	
10	000 685 197 0	Suction tube		Gelötet	1	
11	000 062 488 1	Wire			1	to No. 15201319
12	000 681 855 0	Fuel sender unit			1	
13	000 672 996 0	Gasket			1	
14	000 755 629 0	Chassis-clip			1	
15	000 727 145 3	Main wiring loom		Typ 152-156	1	from No. 15201440
15	000 727 103 1	Main wiring loom		Typ 152-156	1	No. 15201320-15201439
15	000 727 039 0	Wiring loom			1	No. 15200620-15201319
15	000 727 036 0	Wiring loom			1	to No. 15200619
16	000 094 059 0	2-ear-clamp		9-11	2	
17	000 671 822 0	Plastic pipe			1	
18	000 238 407 2	Seal ring	D7603	C33 X39	1	
19	000 687 607 0	Screw		M33x2	1	
20	000 096 027 0	Hollow screw	D7643	6	1	at cold-start unit
21	000 094 059 0	2-ear-clamp		9-11	1	at cold-start unit
22	000 238 900 0	Ring hose		Nw 4	1	at cold-start unit

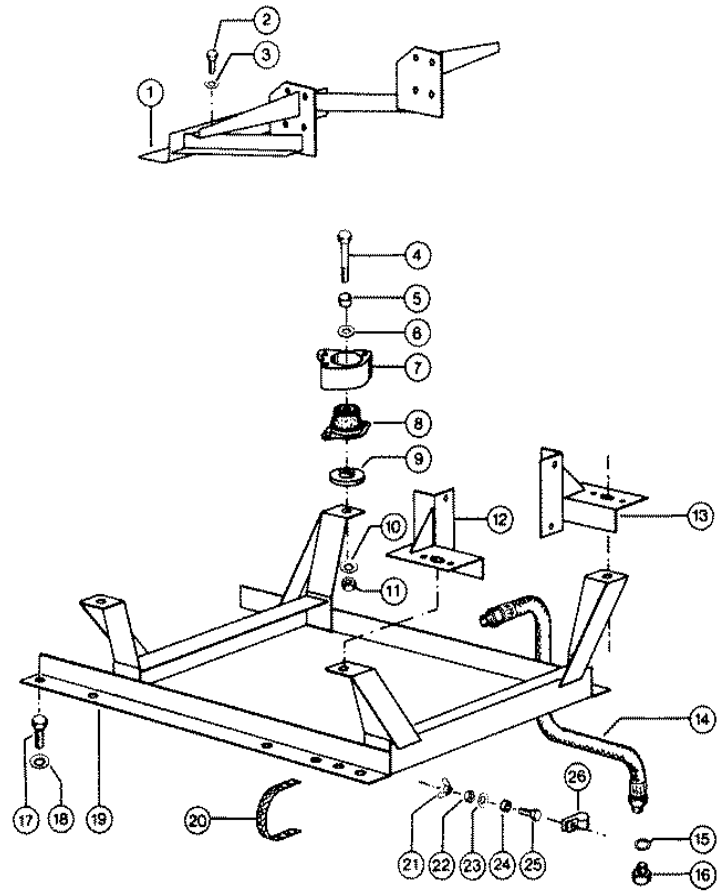


Characteristic: **ADDITIONAL FUEL FILTER, VAR. 4962**

Illustration: **118A**



Pos.	Part-No.	Description	DIN	Dimension	Qty.	Remark
1	000 723 495 0	Fuel pipe			1	2000 long
1	000 602 462 0	Fuel pipe		1650 lang	1	1650 long
2	000 723 910 0	Support		4x25x298	1	
3	000 723 500 0	Double clamp		B10	2	
4	000 723 647 0	Support			1	
5	000 724 282 0	Spacer tube		15x3x36,5	1	
6	000 096 029 0	Hollow screw	D7643	10	1	
7	000 633 114 0	Seal ring	D7603	W.Ers.D.633114	4	
8	000 239 331 0	Connection		R14- 8	2	
9	000 723 650 0	Screw union		6kt19x27,5	2	
10	000 238 191 0	O-ring	D3771	11,3 X2,4 -N	2	
11	000 723 651 0	Hollow screw			1	
12	000 723 646 0	Separator			1	
13	000 723 698 0	O-ring			1	
14	000 723 699 0	Gasket			1	
15	000 723 697 1	Sieve insert			1	
16	000 723 696 0	O-ring		85 X3,55	1	
17	000 723 695 0	Inspection glass			1	
18	000 723 694 1	Gasket			1	
19	000 723 693 0	Screw			1	
20	000 723 654 0	Fuel pipe		11x1,5x2420	1	

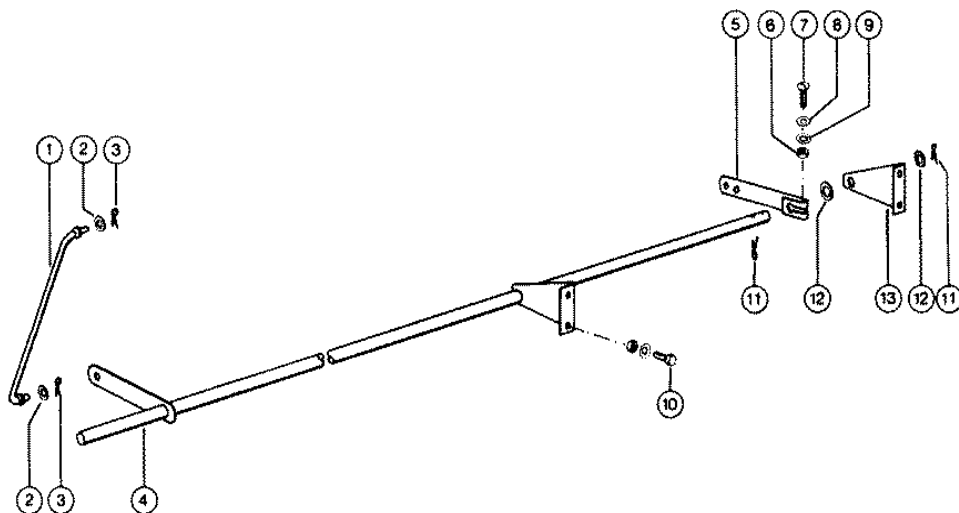


Characteristic: **PERKINS 4.236; ENGINE BASE**

Illustration: **119**



Pos.	Part-No.	Description	DIN	Dimension	Qty.	Remark
1	000 723 408 0	Support front		S	1	
2	000 237 382 0	Hexagonal screw	Iso4017	M10x20	4	
3	000 239 388 0	Contact washer		A10	4	
4	000 237 820 0	Hexagonal screw	Iso4014	M12x90	4	
5	000 720 423 0	Spacer tube		D16 X12	4	
6	000 236 839 0	Washer		12,5x25 X1,5	4	
7	000 720 420 0	Receiver sleeve			4	
8	000 750 749 0	Rubber bearing		102 X 57	4	
9	000 720 424 1	Receiver window		D60x11	4	
10	000 239 389 0	Contact washer		A12	4	
11	000 236 172 0	Hexagonal nut	Iso4032	M12	4	
12	000 723 418 0	Console l.h.		S	1	
13	000 723 415 0	Support r.h.		S	1	
14	000 672 153 0	Oil drain hose		900 Lg	1	
15	000 633 114 0	Seal ring	D7603	W.Ers.D.6331141	1	
16	000 633 154 0	Screw plug		M14x1,5	1	
17	000 236 230 0	Hexagonal screw	Iso4017	M16x35	6	
18	000 239 391 0	Contact washer		A16	6	
19	000 723 406 0	Engine mounting			1	
20	000 755 516 0	Earth tape		35qmm 305lg	1	
21	000 235 138 0	Wing nut	Din315	m 8	1	
22	000 236 170 0	Hexagonal nut	Iso4032	M8	1	from No. 15200520
23	000 239 387 0	Contact washer		A 8	1	
24	000 653 083 0	Spacer bush		D18x10	1	from No. 15200520
25	000 238 125 0	Hexagonal screw	Iso4017	m 8x40	1	from No. 15200520
25	000 237 442 0	Hexagonal screw	Iso4017	M08x25	1	to No. 15200519
26	000 215 226 0	Pipe clamp	Din3016	D1-21x20	1	from No. 15200520
26	000 239 498 0	Pipe clamp	Din3016	A1-25x20	1	to No. 15200519

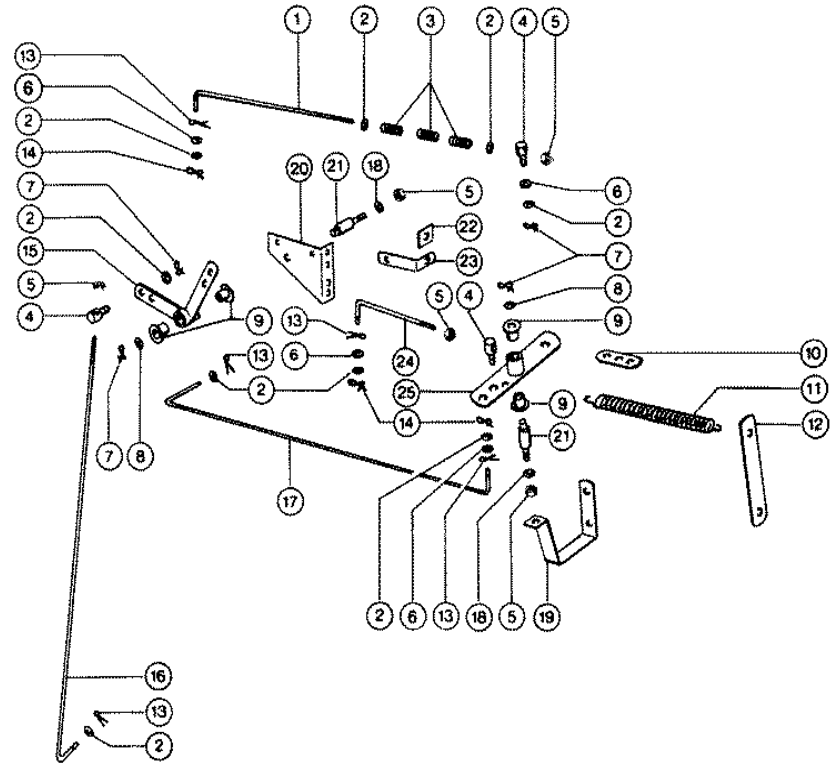


Characteristic: **PERKINS 4.236; SPEED CONTROL**

Illustration: **120**



Pos.	Part-No.	Description	DIN	Dimension	Qty.	Remark
1	000 723 487 0	Linkage		Ers.D.723488.1	1	
2	000 236 912 2	Washer	Din125	8,4	2	
3	000 235 110 0	Split pin	I1234	2 X 18	2	
4	000 723 482 1	Control shaft			1	
5	000 660 029 0	Adjusting lever		3x30x159	1	
6	000 236 170 0	Hexagonal nut	Iso4032	M8	1	
7	000 236 449 0	Flat head bolt	Din603	m 8x 45	1	
8	000 233 005 0	Washer		8,4x 17 X3	1	
9	000 239 387 0	Contact washer		A 8	1	
10	000 237 439 0	Hexagonal screw	Iso4017	M08x16	4	
10	000 236 170 0	Hexagonal nut	Iso4032	M8	4	
10	000 239 387 0	Contact washer		A 8	4	
11	000 235 090 0	Split pin	I1234	4 X 28	2	
12	000 235 124 2	Washer	Iso7089	13	2	
13	000 723 484 0	Bearing plate		3x106x68	2	



CLAAS SPARE PARTS LIST

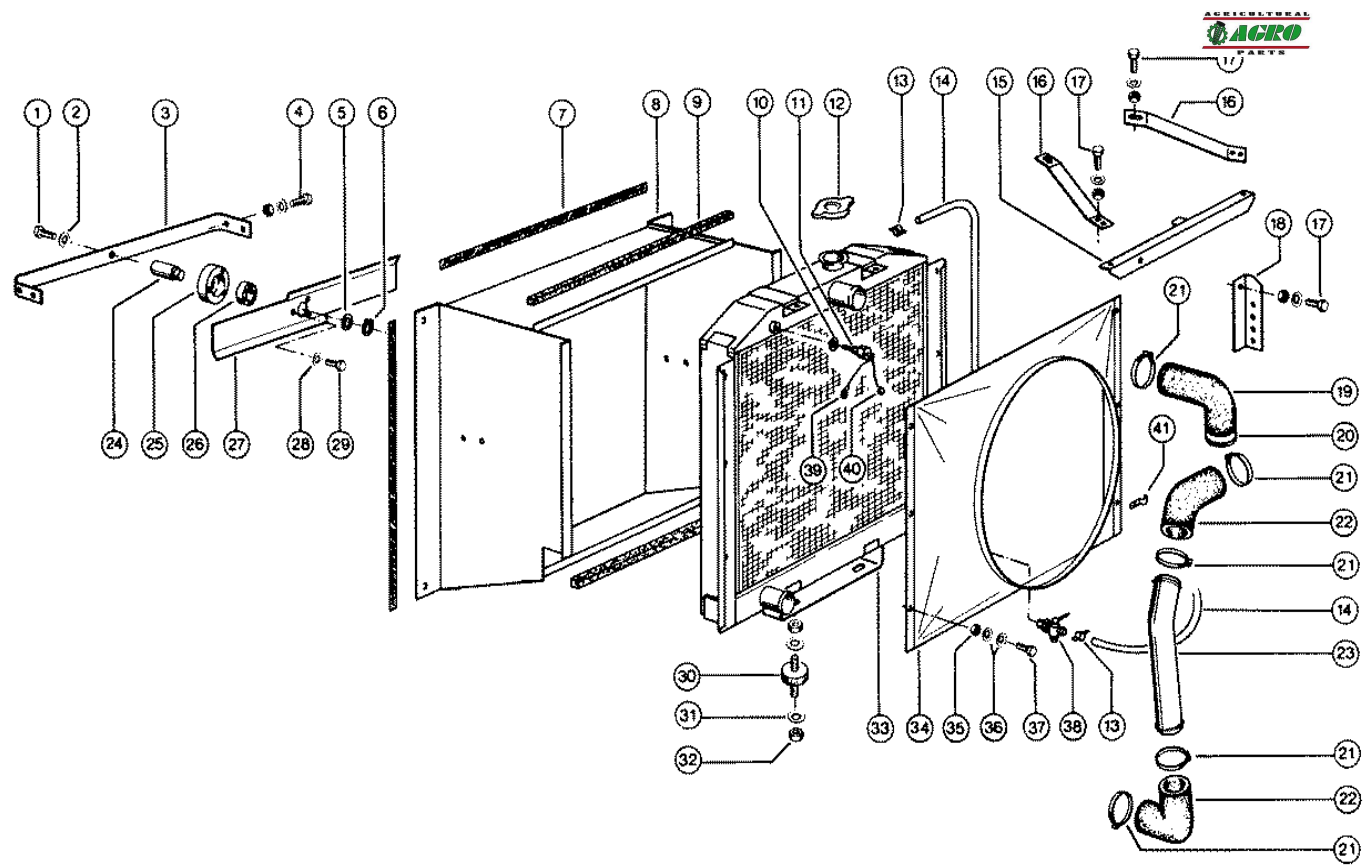
12.01.2008
Sheet 1
DOMINATOR 38

Characteristic: **PERKINS 4.236; SPEED CONTROL**

Illustration: **121**



Pos.	Part-No.	Description	DIN	Dimension	Qty.	Remark
1	000 790 897 1	Pull rod		6h9x245	1	
2	000 234 222 0	Washer		6,2x 15 X1	10	from No. 15200520
2	000 236 911 2	Washer	D125	6,4	10	to No. 15200519
3	000 767 125 0	Compress.spring		0,75x 7 X 38	3	
4	000 609 352 0	Fastener		D15x23	3	from No. 15200520
4	000 624 028 1	Fixing Bolt		D13x24	3	to No. 15200519
5	000 236 169 0	Hexagonal nut	Iso4032	M6	5	
6	000 234 273 0	Washer		6,4x 15 X2	6	
7	000 239 342 0	Split pin		10kk2000	4	
8	000 236 913 2	Washer	Din125	10,50	2	
9	000 008 504 0	Bushing		13,1x 15,1x14	4	
10	000 790 795 0	Hook-in strap			1	to No. 15200519
11	000 659 262 0	Tension spring		2 X 20 X106	1	
12	000 721 596 1	Support		25x5x155	1	from No. 15200520
12	000 721 878 1	Spring retainer		20x5x163	1	to No. 15200519
13	000 235 109 0	Split pin	I1234	2 X 12	7	
14	000 609 353 0	Split pin		6kk 2000	3	
15	000 572 675 2	Lever			1	from No. 15200520
15	000 721 870 0	Angle lever			1	to No. 15200519
16	000 659 739 1	Linkage		6h9x820	1	from No. 15200520
16	000 659 384 1	Linkage		D6x881	1	to No. 15200519
17	000 723 640 0	Pull rod		6h9x555	1	from No. 15200520
17	000 659 873 0	Linkage		D6x541	1	to No. 15200519
18	000 215 003 0	Contact washer		Ers.D.2393860	2	
19	000 659 625 1	Support		25x5x239	1	
20	000 723 549 2	Support			1	from No. 15200520
21	000 609 486 1	Bearing bolt		D13h9x53	2	from No. 15200520
22	000 628 164 0	Strip		20x5x25	1	to No. 15200519
23	000 625 072 1	Support		25x5x107	1	to No. 15200519
24	000 659 626 1	Pull rod		6h9x190	1	
25	000 723 637 0	Lever			1	from No. 15200520
25	000 660 072 1	Lever			1	to No. 15200519



CLAAS SPARE PARTS LIST

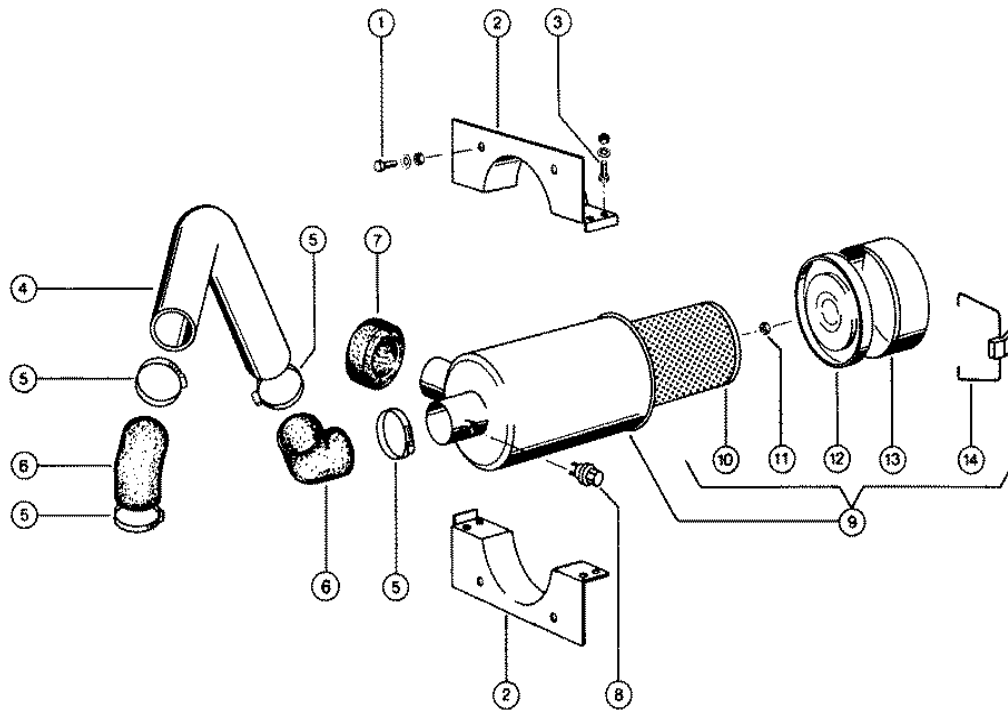
12.01.2008
Sheet 1
DOMINATOR 38

Characteristic: **PERKINS 4.236; COOLING SYSTEM**

Illustration: **122**



Pos.	Part-No.	Description	DIN	Dimension	Qty.	Remark
1	000 233 000 0	Hexagonal screw	Iso4017	M10x25-Mkl	1	
2	000 239 388 0	Contact washer		A10	1	
3	000 723 600 0	Support		25x8x660	1	
4	000 244 138 0	Hexagonal screw	Iso4017	m 8x18	4	
4	000 236 170 0	Hexagonal nut	Iso4032	M8	4	
4	000 239 387 0	Contact washer		A 8	4	
5	000 215 210 0	Back-up washer	Din988	S 17x 24	1	
6	000 235 156 0	Circlip	D471	17x1	1	
7	000 201 480 0	Wood pulp strip		12x4 Selbstkleb	2	
8	000 723 446 1	Air intake hsg.			1	
9	000 672 791 1	PL.Foam Strip		30x20x 650	2	
10	000 633 031 0	Seal ring	D7603	A18 X24	1	
11	000 237 085 0	Screw plug	Din7604	A-M18x1,5	1	from No. 15201490
11	000 679 740 1	Temp.Switch			1	to No. 15201489
12	000 659 222 0	Radiator lock		Dv57/07	1	
13	000 237 814 0	2-ear-clamp		13-15	1	
14	000 659 242 0	Hose pipe		10x15x1504	1	
15	000 659 635 0	Support			1	
16	000 659 639 0	Radiator stray		5,0x0025x0257	2	
17	000 237 442 0	Hexagonal screw	Iso4017	M08x25	5	
17	000 236 170 0	Hexagonal nut	Iso4032	M8	5	
17	000 239 387 0	Contact washer		A 8	5	
18	000 659 638 0	Support		45x30x5x176	1	
19	000 659 514 1	Rubber elbow			1	
20	000 239 241 1	Hose clamp	D3017	W.Ers.D.2392412	1	
21	000 239 101 2	Hose clamp	D3017	W.Ers.D.2391013	5	
22	000 507 819 1	Rubber elbow			2	
23	000 659 617 0	Cool.water pipe		45 X 1,8x 343	1	
24	000 723 597 0	Bearing bolt		D20,15x56	1	
25	000 723 598 0	Hub		D60x15	1	
26	000 237 709 0	Grvd.ball bearing		6203-2rs*	1	
27	000 723 599 0	Rotor		1x480x99	1	
28	000 215 003 0	Contact washer		Ers.D.2393860	3	
29	000 237 464 0	Hexagonal screw	Iso4017	M06x12	3	
30	000 624 119 0	Swing metal		M10 20x 50	2	
31	000 239 388 0	Contact washer		A10	4	
32	000 236 171 0	Hexagonal nut	Iso4032	M10	4	
33	000 659 300 1	Radiator			1	
34	000 659 632 1	Wind guide hood			1	
35	000 236 169 0	Hexagonal nut	Iso4032	M6	6	
36	000 239 392 0	Contact washer		B 6	12	
37	000 237 466 0	Hexagonal screw	Iso4017	M06x20	6	
38	000 507 824 0	Drain,tap	D71401	M12 X1,5 Keg	1	
39	000 604 139 0	Wire		1 qmm 250lg	1	to No. 15201489
40	000 682 021 0	Wire		1 qmm 180lg	1	to No. 15201489
41	000 236 394 0	Attaching Clamp	D72571	1x10-6,2	2	

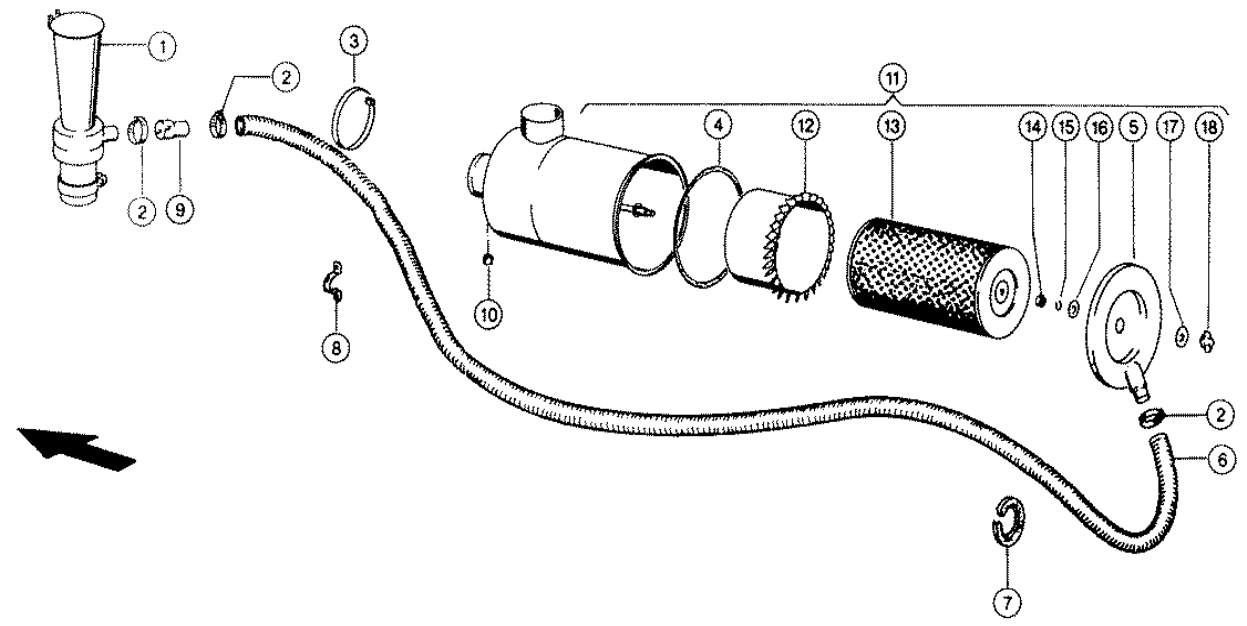


Characteristic: **PERKINS 4.236; AIR FILTER SYSTEM**

Illustration: **123**



Pos.	Part-No.	Description	DIN	Dimension	Qty.	Remark
1	000 237 439 0	Hexagonal screw	Iso4017	M08x16	4	
1	000 236 170 0	Hexagonal nut	Iso4032	M8	4	
1	000 239 387 0	Contact washer		A 8	4	
2	000 723 458 1	Clamp			2	
3	000 237 370 0	Hexagonal screw	Iso4017	M08x30	4	
3	000 236 170 0	Hexagonal nut	Iso4032	M8	4	
3	000 239 387 0	Contact washer		A 8	4	
4	000 723 476 0	Air intake pipe			1	
5	000 238 908 0	Hose clamp		W.Ers.D.2389081	4	
6	000 602 476 0	Rubber elbow			2	
7	000 723 465 0	Seal ring		D115x64x60	1	
8	000 673 868 1	Maintnance switch			1	
9	000 723 479 0	Air filter			1	
-	000 649 428 0	Fin unit			1	
10	000 723 561 0	Filter cartridge			1	
11	000 238 132 0	Securing nut	Iso7042	M08	1	
12	000 723 562 0	Intermed. bottom			1	
13	000 723 564 0	Pot			1	
14	000 723 563 0	Bracket			2	

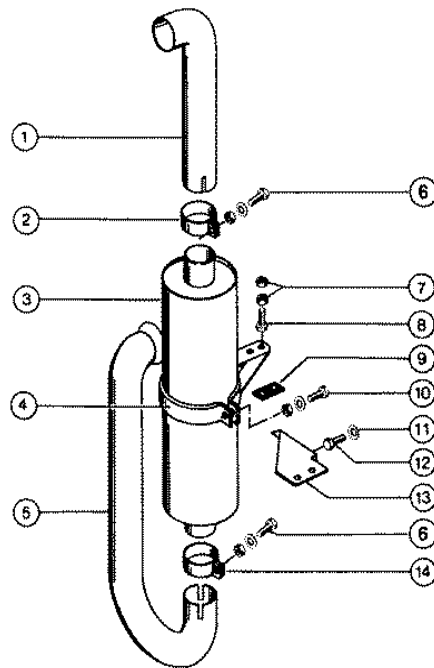


Characteristic: **PERKINS 4.236; AIR FILTER SYSTEM**

Illustration: **124**

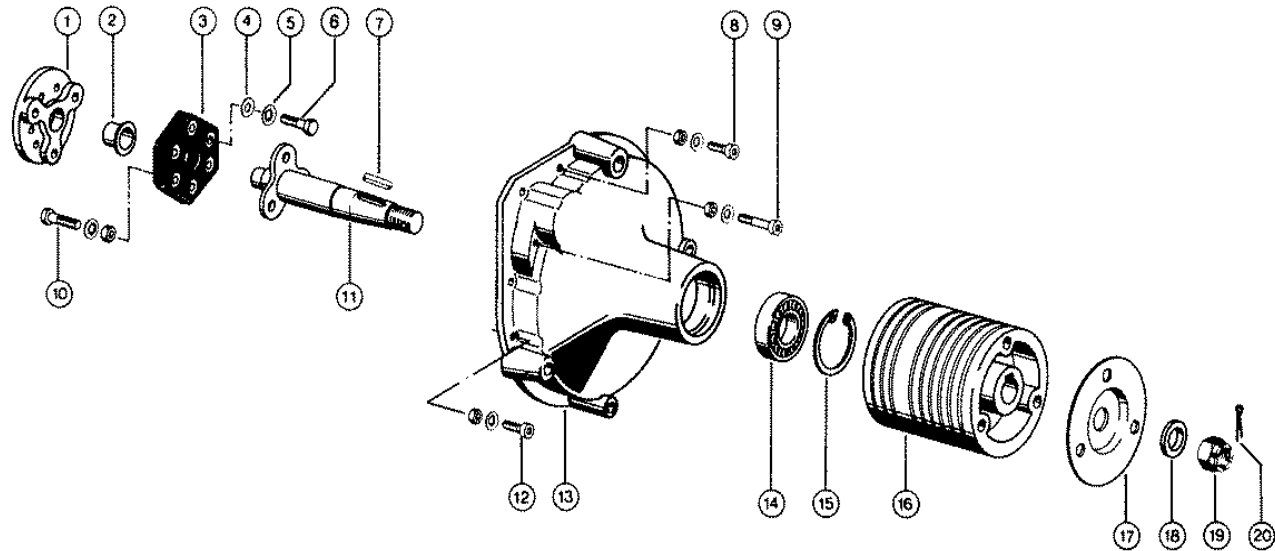


Pos.	Part-No.	Description	DIN	Dimension	Qty.	Remark
1	000 723 623 0	Ejector			1	
2	000 723 641 1	Hose clamp		S 36/20 Sz	3	from No. 15201320
2	000 239 046 0	Hose clamp	D3017	W.Ers.D.2390461	2	to No. 15201319
3	000 689 560 0	Cable band		Min. 12,7x510	2	from No. 15201320
3	000 178 907 0	Hose binder		Wsn 9x600	2	to No. 15201319
4	000 723 626 0	Seal ring			1	
5	000 176 955 0	Floor			1	from construction year 1988
5	000 723 625 0	Filter base			1	to construction year 1987
6	000 205 333 0	Spiral hose		Di32/Da36,8	1	from No. 15201320
6	000 723 627 0	Spiral hose			1	to No. 15201319
7	000 200 706 0	Edge protector		Hellgrau	1	
8	000 412 152 0	Steel-tube clamp		Pg 29 /2lappig	2	to construction year 1987
9	000 723 644 0	Connecting tube		32x1,5x100	1	from No. 15301886
10	000 215 488 0	Cap nut	Din917	M10x1	1	from construction year 1988
11	000 723 944 0	Air filter			1	from construction year 1988
12	000 649 428 0	Fin unit			1	from construction year 1988
13	000 723 561 0	Filter cartridge			1	from construction year 1988
14	000 238 132 0	Securing nut	Iso7042	M08	1	from construction year 1988
15	000 235 152 0	Circlip	D471	13x1	1	from construction year 1988
16	000 176 945 0	Plastic washer			1	from construction year 1988
17	000 176 946 0	Steel disk			1	from construction year 1988
18	000 176 957 0	Wing nut			1	from construction year 1988



Characteristic: **PERKINS 4.236; EYHAUST SYSTEM**Illustration: **125**

Pos.	Part-No.	Description	DIN	Dimension	Qty.	Remark
1	000 723 473 1	Exhaust pipe		50x1,5x332	1	
2	000 659 346 1	Pipe clamp		D 58	1	
3	000 659 580 0	Silencer			1	
4	000 659 520 1	Support			1	
5	000 723 472 0	Exhaust pipe		50x1,5x813	1	
6	000 237 370 0	Hexagonal screw	Iso4017	M08x30	2	
6	000 236 170 0	Hexagonal nut	Iso4032	M8	2	
6	000 239 387 0	Contact washer		A 8	2	
7	000 236 171 0	Hexagonal nut	Iso4032	M10	4	
8	000 237 453 0	Hexagonal screw	Iso4017	M10x30	2	
9	000 659 568 0	Intermed.shim		5x30x 62	1	
10	000 237 370 0	Hexagonal screw	Iso4017	M08x30	1	
10	000 236 170 0	Hexagonal nut	Iso4032	M8	1	
10	000 239 387 0	Contact washer		A 8	1	
11	000 239 387 0	Contact washer		A 8	2	
12	000 238 031 0	Hexagonal screw		5/16-24x3/4	2	
13	000 723 468 0	Support		4x105x146	1	
14	000 507 852 0	Pipe clamp		D 54	1	

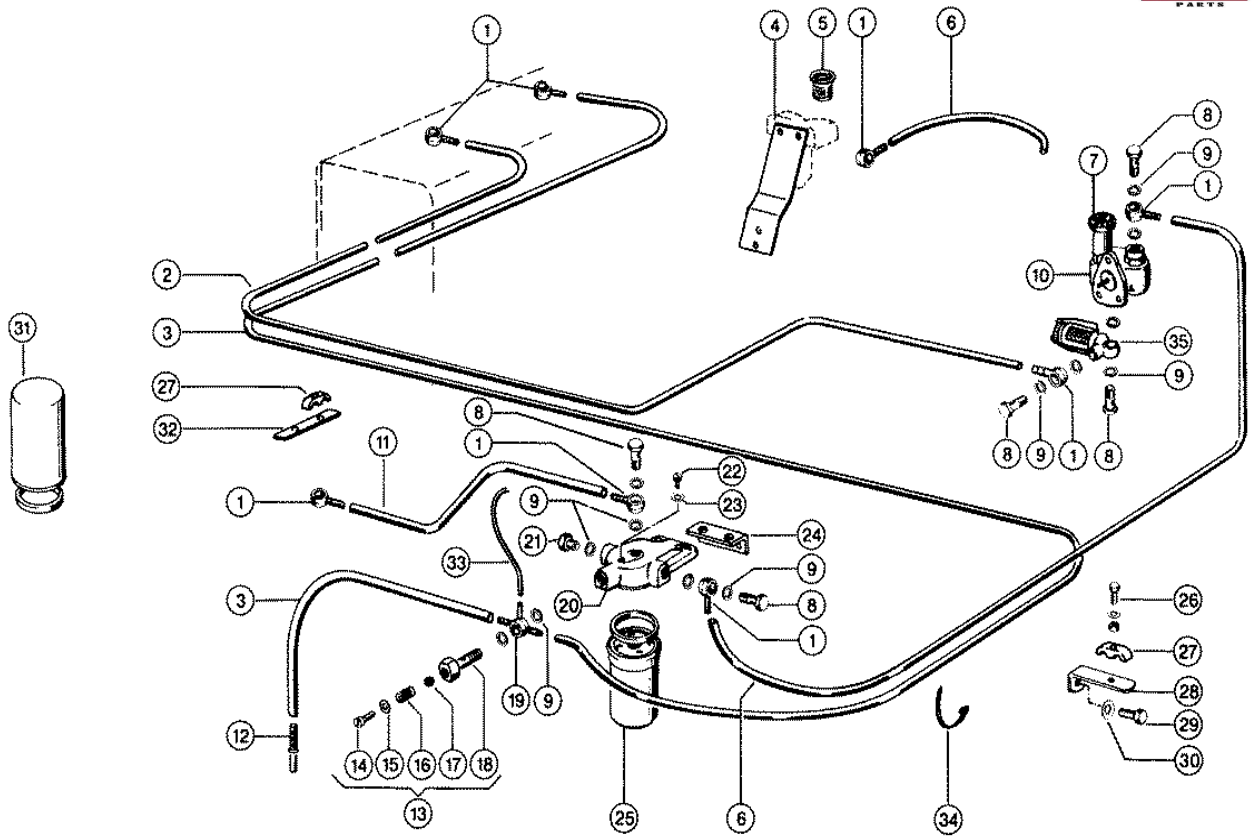


Characteristic: **PERKINS 4.236; ENGINE OUTPUT ASSEMBLY**

Illustration: **126**



Pos.	Part-No.	Description	DIN	Dimension	Qty.	Remark
1	000 659 506 0	Intermed.piece			1	
2	000 624 546 1	Bushing		35 X 45 X30	1	
3	000 624 545 1	Coupling disk		Id60 Td120 Id16	1	
4	000 237 044 0	Shims	Iso7092	216	3	
5	000 239 391 0	Contact washer		A16	3	
6	000 215 190 0	Hexagonal screw	Iso4014	M16x55-Mkl	3	
7	000 624 054 0	Parallel key	D6885	A 13x 9x 65	1	
8	000 242 245 0	Socket head screw	Iso4762	M10x 60	2	
8	000 236 171 0	Hexagonal nut	Iso4032	M10	2	
8	000 239 388 0	Contact washer		A10	2	
9	000 238 021 0	Socket head screw	Iso4762	M10x 90	1	
9	000 236 171 0	Hexagonal nut	Iso4032	M10	1	
9	000 239 388 0	Contact washer		A10	1	
10	000 215 190 0	Hexagonal screw	Iso4014	M16x55-Mkl	3	
10	000 236 173 0	Hexagonal nut	Iso4032	M16	3	
10	000 239 391 0	Contact washer		A16	3	
11	000 723 511 0	Driven shaft			1	
12	000 236 349 0	Socket head screw	Iso4762	M10x 55	9	
12	000 236 171 0	Hexagonal nut	Iso4032	M10	9	
12	000 239 388 0	Contact washer		A10	9	
13	000 723 513 0	Eng.Outp.Housing			1	
14	000 236 225 4	Grvd.ball bearing		6310-2rsr-C4	1	
15	000 235 194 0	Circlip	Din472	110x4	1	
16	000 723 514 0	Pulley			1	
17	000 629 033 2	Cover plate		D216x1,5	1	from No. 15201370
17	000 629 470 0	Cover plate			1	No. 15201240-15201369
17	000 629 033 0	Cover plate			1	to No. 15201239
18	000 235 130 2	Washer	D125	37	1	
19	000 624 157 0	Castellated nut	Din935	M36x1,5	1	
20	000 235 119 0	Split pin	I1234	6,3x 56	1	

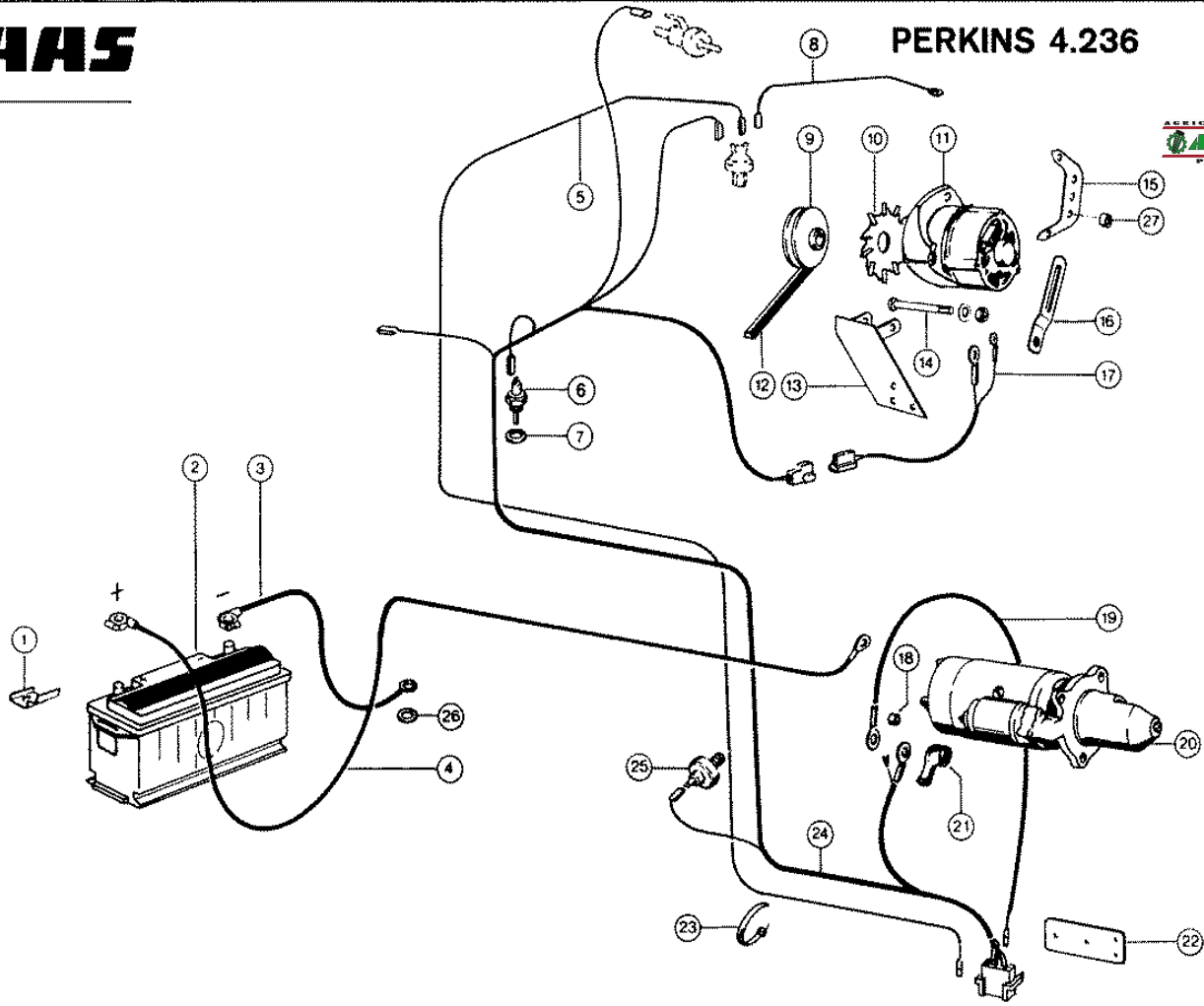


Characteristic: **PERKINS 4.236; FUEL SYSTEM**

Illustration: **127**



Pos.	Part-No.	Description	DIN	Dimension	Qty.	Remark
1	000 239 331 0	Connection		R14- 8	8	
2	000 723 654 0	Fuel pipe		11x1,5x2420	1	from No. 15200740
2	000 723 495 0	Fuel pipe			1	to No. 15200739
3	000 723 496 0	Fuel pipe		Ca. 3700 lang	1	
4	000 723 469 1	Support		65x5x227	1	to No. 15201439
5	000 624 722 0	Filter			1	to No. 15201439
6	000 791 263 0	Fuel pipe		660 Lg	1	(2)
7	000 099 061 0	Hand pump			1	
-	000 133 505 0	Valve			2	
-	000 132 215 0	Screw spring	D	2 444 615 006	2	
8	000 096 029 0	Hollow screw	D7643	10	4	
9	000 633 114 0	Seal ring	D7603	W.Ers.D.6331141	11	
10	000 099 055 2	Hand pump			1	
11	000 791 261 0	Fuel pipe		300 Lg	1	
12	000 239 383 0	Connection		D8x 51	1	
13	000 656 506 1	Over press. valve		S	1	
14	000 237 801 0	Screw plug	Din7604	A-M10x1	1	
15	000 233 426 1	Seal ring	D7603	C10 X13,5	1	
16	000 656 509 0	Compress.spring		0,6 X 6,4x18,7	1	
17	000 242 820 0	Steel ball	D5401	7,5 G28	1	from No. 15201320
17	000 656 508 1	Valve			1	to No. 15201319
18	000 649 487 0	Valve body			1	
19	000 791 257 0	Connection			1	
20	000 656 504 1	Cover			1	
21	000 766 567 0	Screw plug	Din7604	A-M14x1,5	1	
22	000 656 502 0	Breather Screw		m 6x 10	1	
23	000 233 416 0	Seal ring	Din7603	A 6x10x1	1	from No. 15201320
23	000 235 781 0	Seal ring	D7603	A 6 X10	1	to No. 15201319
24	000 659 621 0	Support			1	
25	000 656 501 0	Fuel filter			1	Bosch-No. 1457 434050
26	000 235 505 0	Hexagonal screw	Iso4014	M06x30	3	
26	000 236 169 0	Hexagonal nut	Iso4032	M6	3	
26	000 239 392 0	Contact washer		B 6	3	
27	000 723 500 0	Double clamp		B10	3	
28	000 625 072 1	Support		25x5x107	3	
29	000 238 674 0	Hexagonal screw		3/8-24x3/4	1	
30	000 239 388 0	Contact washer		A10	1	
31	000 147 225 0	Engine oil filter			1	Perkins-No. 2654 407
32	000 607 109 1	Support		25x5x130	1	
33	000 205 034 0	Tube	D73378	86x1	1	
34	000 755 646 0	Cable band		Min. 3,5x142	2	
35	000 099 057 0	Pre cleaner			1	from No. 15201440

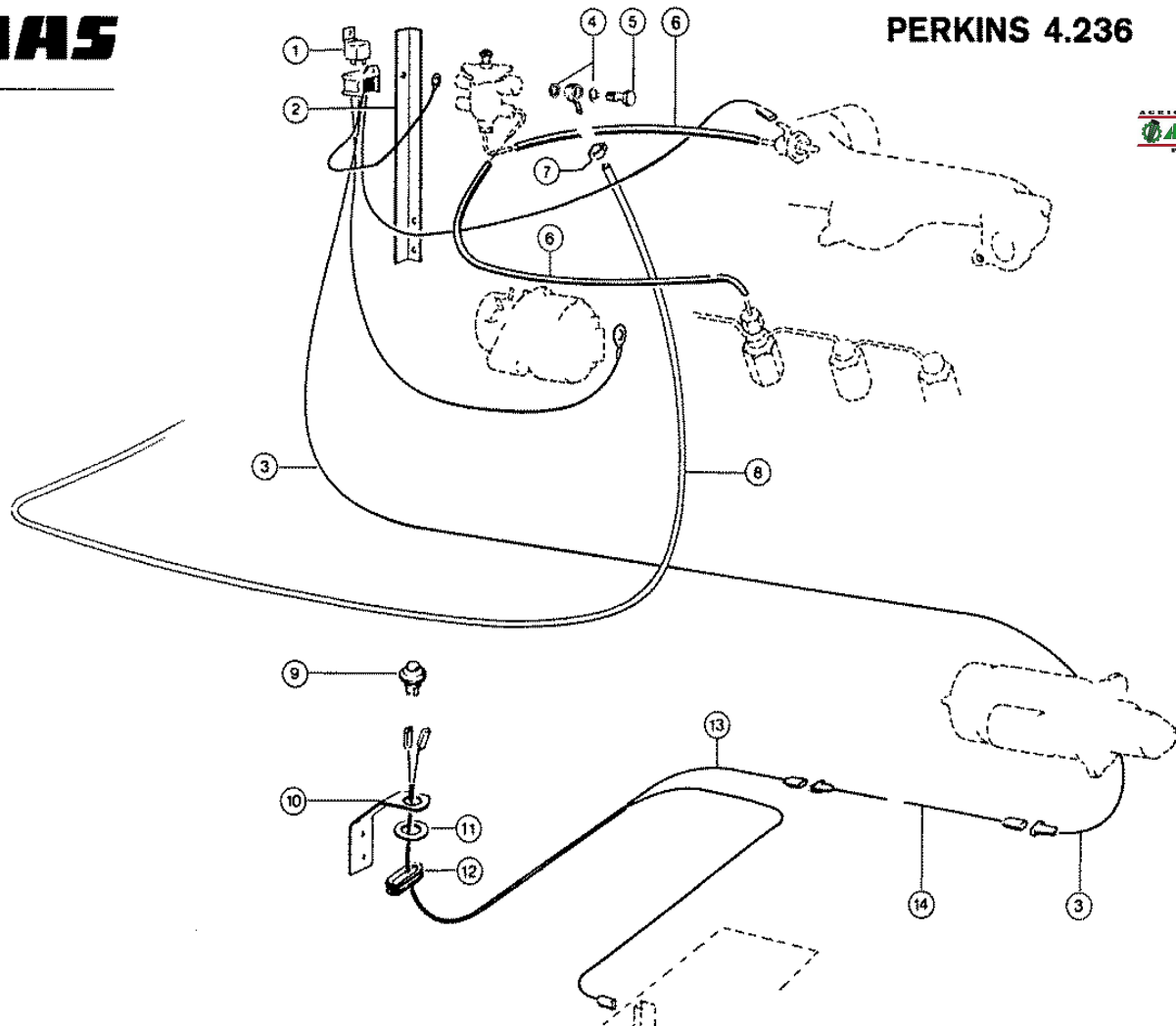


Characteristic: **PERKINS 4.236; ENGINE ELECTRICS**

Illustration: **128**



Pos.	Part-No.	Description	DIN	Dimension	Qty.	Remark
1	000 744 096 1	Battery holder		3x70x 70	1	
2	000 624 843 0	Battery		12v/ 88ah	1	
3	000 755 512 0	Battery cable -		70qmm 460lg	1	
4	000 659 544 1	Battery cable +		90qmm 3350lg	1	
5	000 604 050 0	Wire			1	to No. 15201319
6	000 657 569 0	Temperat.feeler			1	from No. 15201490
6	000 714 705 0	Temperature Gauge			1	to No. 15201489
7	000 633 031 0	Seal ring	D7603	A18 X24	1	
8	000 682 157 0	Earth cable		1 qmm 350lg	1	
9	000 659 395 0	V-belt pulley		D 90 mm	1	
10	000 679 267 0	Fan disc			1	from No. 15200570
10	000 790 183 0	Fan			1	to No. 15200569
11	000 685 498 0	Alternator		K1-14v-55a20	1	Bosch-No. 0120 489710
						from No. 15200570
11	000 790 182 0	Is substituted			1	Bosch-No. 0120 339513
						to No. 15200569
12	000 147 227 0	V-belt			1	Perkins-No. 26 12 424
13	000 723 642 1	Support			1	from No. 15200570
13	000 659 629 2	Support			1	to No. 15200569
14	000 237 452 0	Hexagonal screw	Iso4014	M 8x85	1	
14	000 236 170 0	Hexagonal nut	Iso4032	M8	1	
14	000 239 387 0	Contact washer		A 8	1	
15	000 723 629 0	Supporting brack.		165x75x3	1	from No. 15200570
16	000 685 096 2	Tension clip		25x5x140	1	
17	000 790 180 0	Wiring loom			1	to No. 15201319
18	000 659 020 0	Guard cap		D 7,5	1	
19	000 604 035 0	Wire		6 qmm 1130lg	1	
20	000 685 380 0	Starter		If 12v 2,5ps	1	Bosch-No. 0001 362052
21	000 755 522 0	Rubber cap		25/18	1	
22	000 659 333 2	Supporting plate			1	
23	000 755 646 0	Cable band		Min. 3,5x142	1	
24	000 012 119 0	Wiring loom		4-236 / 4-248	1	from No. 15201490
24	000 658 161 1	Wiring loom		4-236/248	1	No. 15201320-15201489
24	000 658 161 1	Wiring loom		4-236/248	1	with Item 17
						to No. 15201319
25	000 147 230 0	Oil press.switch	D	2848 063	1	Perkins-No. 2848 062
26	000 234 892 0	Serrated l.washer	D6798	A12,5	1	
27	000 721 318 0	Spacer window		D16x6	1	from No. 15200570

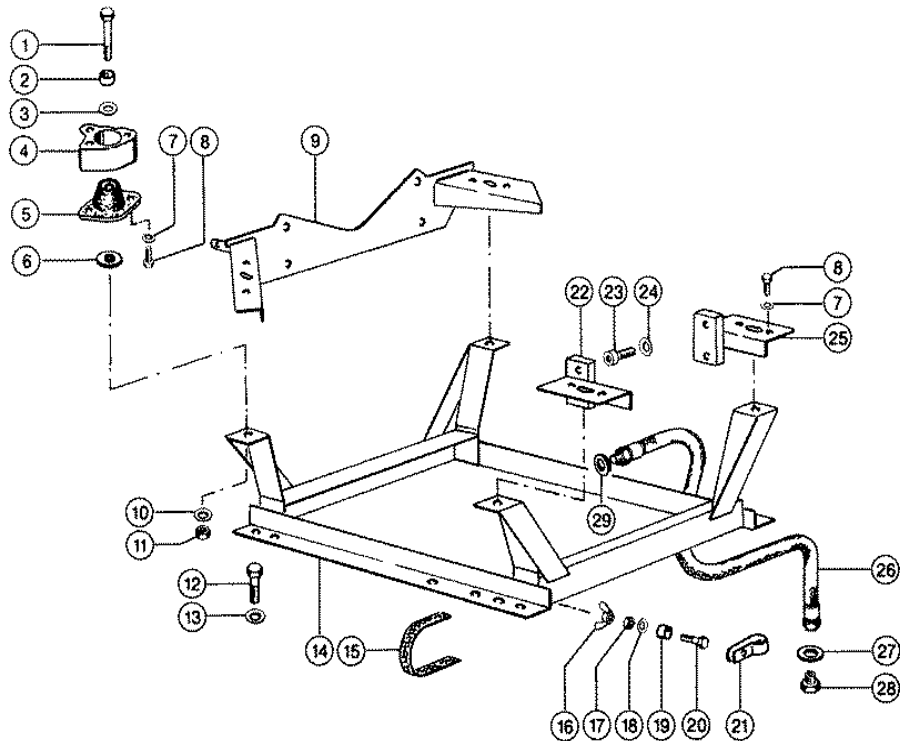


Characteristic: **PERKINS 4.236; COLD WEATHER STARTING SYSTEM**

Illustration: **129**



Pos.	Part-No.	Description	DIN	Dimension	Qty.	Remark
1	000 744 071 1	Relais			1	to No. 15201319
2	000 659 685 1	Support		30x30x3x380	1	
3	000 609 172 0	Wiring loom			1	to No. 15201319
4	000 236 688 0	Seal ring	Din7603	A10x16x1	2	
5	000 096 027 0	Hollow screw	D7643	6	1	
6	000 205 034 0	Tube	D73378	6x1	N.B	
7	000 094 059 0	2-ear-clamp		9-11	1	
8	000 200 673 0	Pvc-hose		A 5x 9	N.B	
9	000 768 034 1	Signal button			1	to No. 15201319
10	000 609 046 0	Support		40x4x178	1	to No. 15201319
11	000 234 299 0	Washer		23 X 37 X2	1	to No. 15201319
12	000 623 341 0	Cable ring		B10x14x2	1	to No. 15201319
13	000 609 173 0	Wiring loom			1	to No. 15201319
14	000 727 042 0	Wire		1,5x2700	1	to No. 15201319

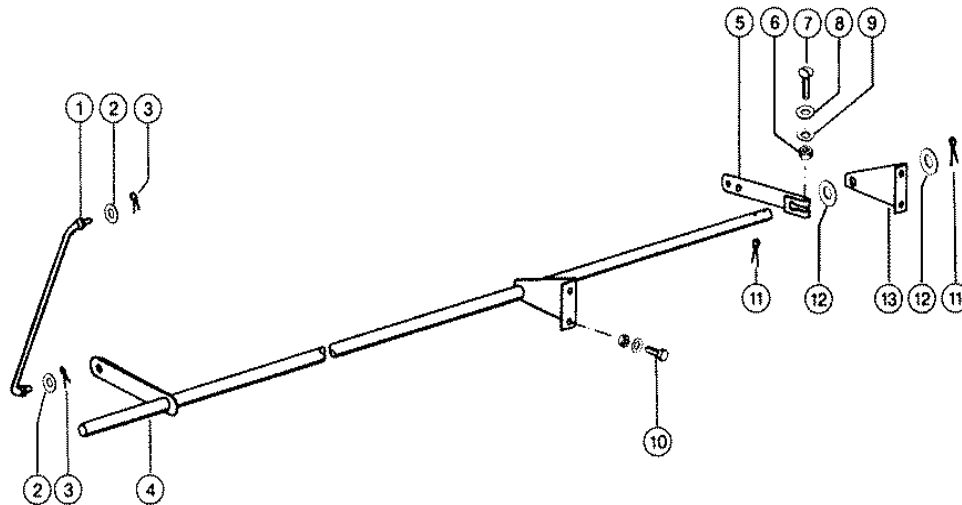


Characteristic: **DEUTZ F4 L912; ENGINE MOUNTING**

Illustration: **130**



Pos.	Part-No.	Description	DIN	Dimension	Qty.	Remark
1	000 237 820 0	Hexagonal screw	Iso4014	M12x90	4	
2	000 720 423 0	Spacer tube		D16 X12	4	
3	000 236 839 0	Washer		12,5x 25 X1,5	4	
4	000 720 420 0	Receiver sleeve			4	
5	000 750 749 0	Rubber bearing		102 X 57	4	
6	000 720 424 1	Receiver window		D60x11	4	
7	000 239 388 0	Contact washer		A10	16	
8	000 237 382 0	Hexagonal screw	Iso4017	M10x20	16	
9	000 723 658 0	Traverse			1	
10	000 239 389 0	Contact washer		A12	4	
11	000 236 172 0	Hexagonal nut	Iso4032	M12	4	
12	000 236 230 0	Hexagonal screw	Iso4017	M16x35	6	
13	000 239 391 0	Contact washer		A16	6	
14	000 723 668 0	Engine mounting			1	
15	000 755 516 0	Earth tape		35qmm 305lg	1	
16	000 235 138 0	Wing nut	Din315	m 8	1	
17	000 236 170 0	Hexagonal nut	Iso4032	M8	2	
18	000 239 387 0	Contact washer		A 8	2	
19	000 653 083 0	Spacer bush		D18x10	1	
20	000 244 415 0	Hexagonal screw	Iso4017	m 8x55	1	
20	000 236 200 0	Hexagonal screw	Iso4017	M08x20	1	
21	000 215 226 0	Pipe clamp	Din3016	Ø1-21x20	2	
22	000 723 662 0	Console			1	
23	000 237 760 0	Socket head screw	Iso4762	M12x 50	4	
24	000 242 824 1	Circlip		12	4	
25	000 723 663 0	Console			1	
26	000 723 909 0	Oil drain hose			1	
27	000 633 114 0	Seal ring	D7603	W.Ers.D.6331141	1	
28	000 633 154 0	Screw plug		M14x1,5	1	
29	000 633 032 0	Seal ring	D7603	W.Ers.D.6330321	1	

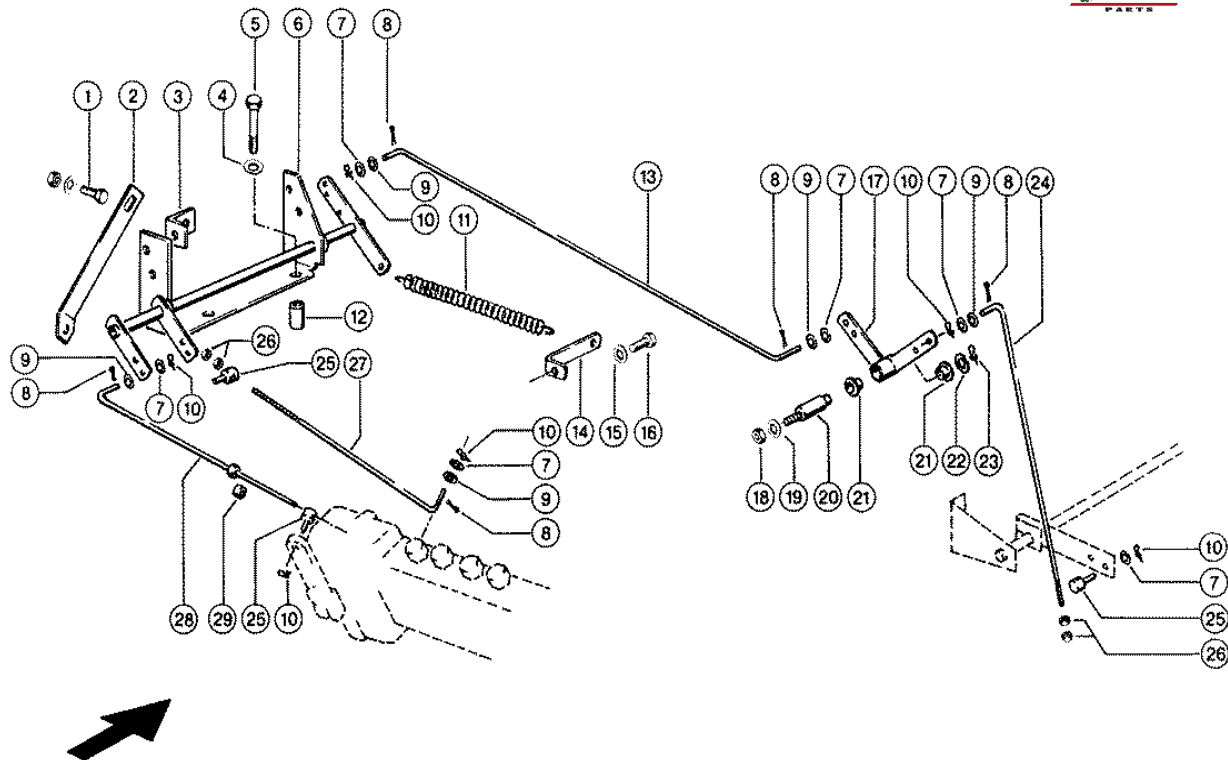


Characteristic: **DEUTZ F4 L912; THROTTLE LINKAGE**

Illustration: **131**

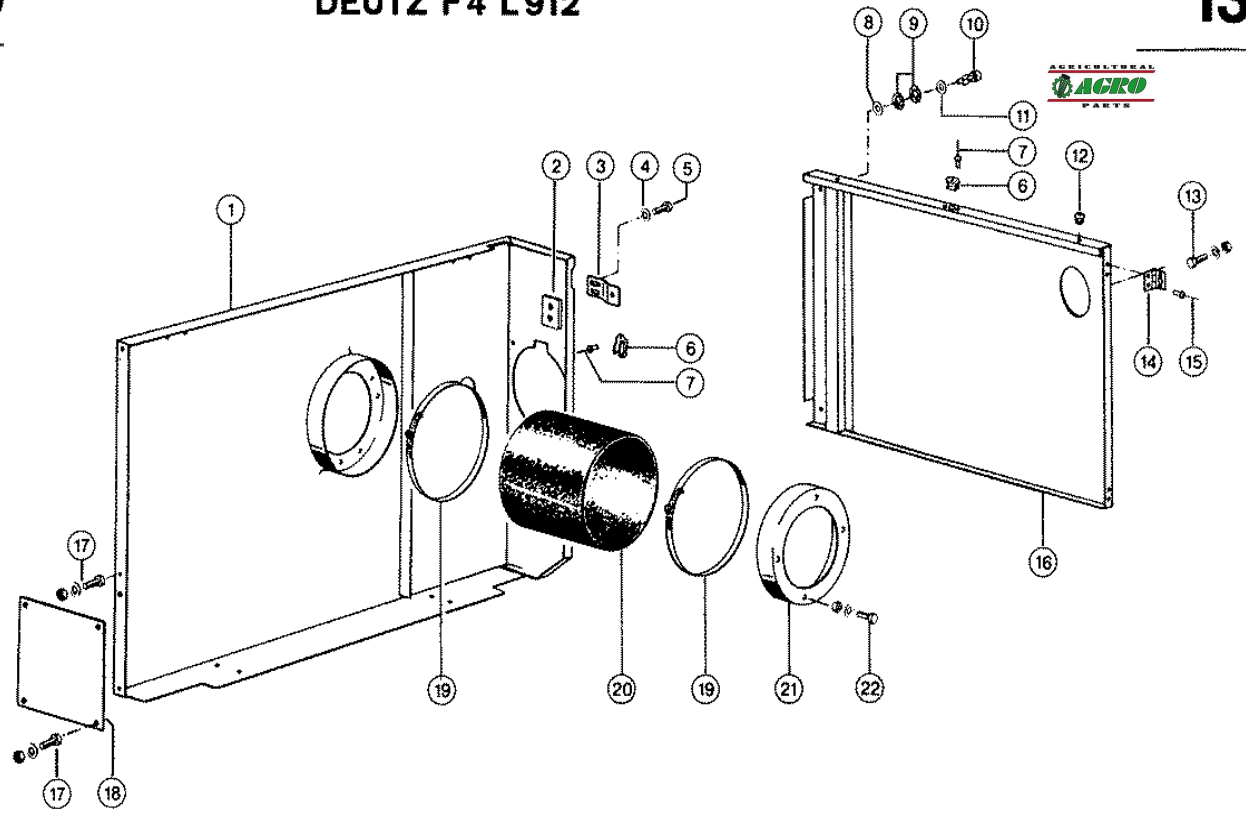


Pos.	Part-No.	Description	DIN	Dimension	Qty.	Remark
1	000 723 487 0	Linkage		Ers.D.723488.1	1	
2	000 236 912 2	Washer	Din125	8,4	2	
3	000 235 110 0	Split pin	I1234	2 X 18	2	
4	000 723 482 1	Control shaft			1	
5	000 660 029 0	Adjusting lever		3x30x159	1	
6	000 236 170 0	Hexagonal nut	Iso4032	M8	1	
7	000 236 449 0	Flat head bolt	Din603	m 8x 45	1	
8	000 233 005 0	Washer		8,4x 17 X3	1	
9	000 239 387 0	Contact washer		A 8	1	
10	000 237 439 0	Hexagonal screw	Iso4017	M08x16	4	
10	000 236 170 0	Hexagonal nut	Iso4032	M8	4	
10	000 239 387 0	Contact washer		A 8	4	
11	000 235 090 0	Split pin	I1234	4 X 28	2	
12	000 235 124 2	Washer	Iso7089	13	2	
13	000 723 484 0	Bearing plate		3x106x68	2	



Characteristic: **DEUTZ F4 L912; THROTTLE LINKAGE**Illustration: **132**

Pos.	Part-No.	Description	DIN	Dimension	Qty.	Remark
1	000 236 200 0	Hexagonal screw	Iso4017	M08x20	1	
1	000 236 170 0	Hexagonal nut	Iso4032	M8	1	
1	000 239 387 0	Contact washer		A 8	1	
2	000 723 681 0	Brace			1	
3	000 750 438 0	Angle		45x30x5x30	1	
4	000 239 388 0	Contact washer		A10	2	
5	000 235 536 0	Hexagonal screw	Iso4014	M10x60	2	
6	000 723 680 0	Supporting brack.			1	
7	000 234 222 0	Washer		6,2x 15 X1	7	
8	000 235 109 0	Split pin	I1234	2 X 12	5	
9	000 234 273 0	Washer		6,4x 15 X2	6	
10	000 609 353 0	Split pin		6kk 2000	8	
11	000 659 262 0	Tension spring		2 X 20 X106	1	
12	000 688 383 0	Roller		25,15x40	2	
13	000 723 674 0	Pull rod			1	
14	000 062 685 0	Support		25x5x119,5	1	
15	000 239 387 0	Contact washer		A 8	1	
16	000 236 200 0	Hexagonal screw	Iso4017	M08x20	1	
17	000 572 675 2	Lever			1	
18	000 236 169 0	Hexagonal nut	Iso4032	M6	1	
19	000 239 387 0	Contact washer		A 8	1	
20	000 609 486 1	Bearing bolt		D13h9x53	1	
21	000 008 504 0	Bushing		13,1x 15,1x14	2	
22	000 236 913 2	Washer	Din125	10,50	1	
23	000 239 342 0	Split pin		10kk2000	1	
24	000 685 948 1	Pull rod		D6x560	1	
25	000 609 352 0	Fastener		D15x23	3	
26	000 236 169 0	Hexagonal nut	Iso4032	M6	4	
27	000 723 673 0	Pull rod			1	
28	000 723 671 0	Thrust rod			1	
29	000 660 252 0	Spacer bush		D12x8	1	

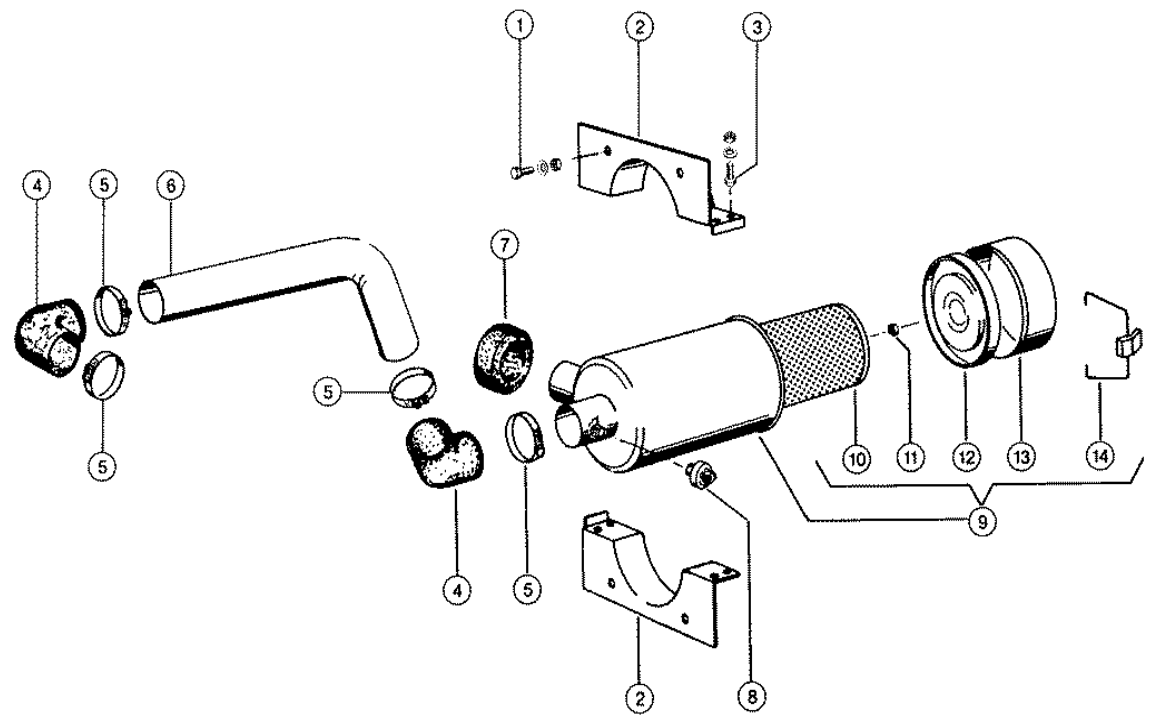


Characteristic: **DEUTZ F4 L912; COOLING AIR INTAKE**

Illustration: **133**



Pos.	Part-No.	Description	DIN	Dimension	Qty.	Remark
1	000 727 952 0	Radiator protect.			1	
-	000 200 706 0	Edge protector		Hellgrau	N.B	
2	000 726 579 0	Threaded plate		5x15x40	2	
3	000 725 873 0	Support		3x40x85	2	
4	000 239 386 0	Contact washer		A 6	6	
5	000 237 466 0	Hexagonal screw	Iso4017	M06x20	6	
6	000 725 778 0	Spring clip			3	
7	000 236 701 1	Rivet	Din7337	A 3,2x 6	6	
8	000 725 777 0	Retaining ring		D 13x4	3	
9	000 725 776 0	Sealing washer		D 18x2	4	
10	000 725 804 0	Pin			3	
11	000 238 166 1	Washer		9,5x 17 X1,5	3	
12	000 687 747 0	Rubber pad		D18x10	3	
13	000 237 464 0	Hexagonal screw	Iso4017	M06x12	6	
13	000 236 169 0	Hexagonal nut	Iso4032	M6	6	
13	000 239 386 0	Contact washer		A 6	6	
14	000 725 773 0	Hinge		48x 45	2	
15	000 237 853 0	Rivet	D7337	A 4,8x10	4	
16	000 729 364 0	Rear panel			1	
17	000 237 439 0	Hexagonal screw	Iso4017	M08x16	9	
17	000 236 170 0	Hexagonal nut	Iso4032	M8	9	
17	000 239 387 0	Contact washer		A 8	9	
18	000 725 821 0	Panel			1	
19	000 215 452 0	Hose clamp			2	
20	000 723 676 0	Rubber bellows			1	
21	000 723 677 0	Plate			1	
22	000 237 465 0	Hexagonal screw	Iso4017	M06x16	4	
22	000 236 169 0	Hexagonal nut	Iso4032	M6	4	
22	000 215 003 0	Contact washer		Ers.D.2393860	8	

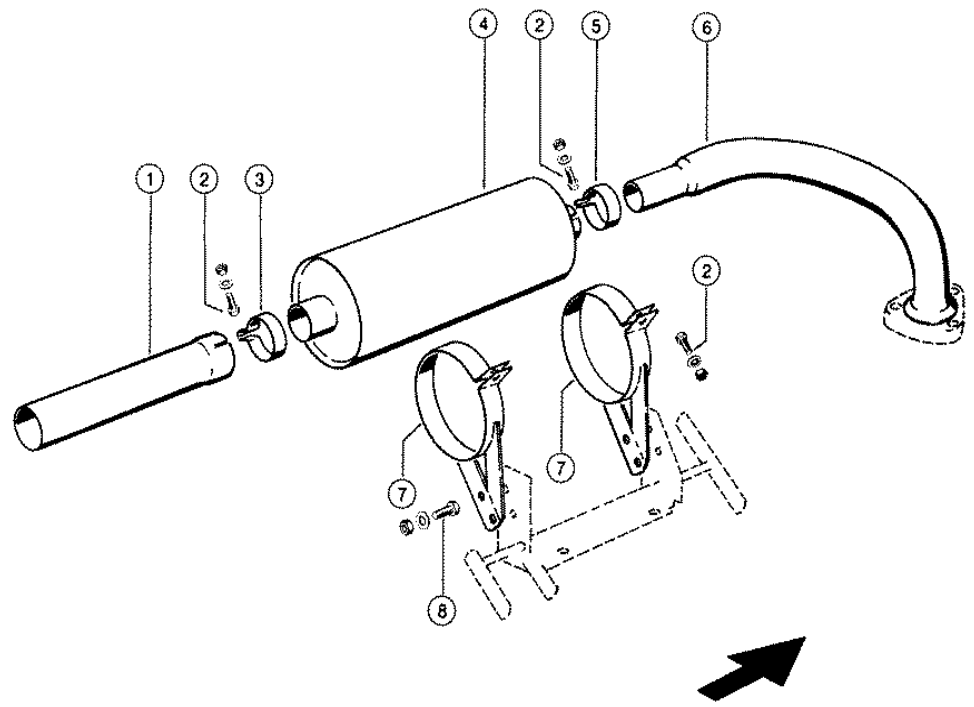


Characteristic: **DEUTZ F4 L912; AIR FILTER SYSTEM**

Illustration: **134**



Pos.	Part-No.	Description	DIN	Dimension	Qty.	Remark
1	000 237 439 0	Hexagonal screw	Iso4017	M08x16	4	
1	000 236 170 0	Hexagonal nut	Iso4032	M8	4	
1	000 239 387 0	Contact washer		A 8	4	
2	000 723 458 1	Clamp			2	
3	000 237 370 0	Hexagonal screw	Iso4017	M08x30	4	
3	000 236 170 0	Hexagonal nut	Iso4032	M8	4	
3	000 239 387 0	Contact washer		A 8	4	
4	000 602 476 0	Rubber elbow			2	
5	000 238 908 0	Hose clamp		W.Ers.D.2389081	4	
6	000 723 682 0	Air intake pipe			1	
7	000 723 465 0	Seal ring		D115x64x60	2	
8	000 673 868 1	Maintnance switch			1	
9	000 723 479 0	Air filter			1	
-	000 649 428 0	Fin unit			1	
10	000 723 561 0	Filter cartridge			1	
11	000 238 132 0	Securing nut	Iso7042	M08	1	
12	000 723 562 0	Intermed. bottom			1	
13	000 723 564 0	Pot			1	
14	000 723 563 0	Bracket			2	

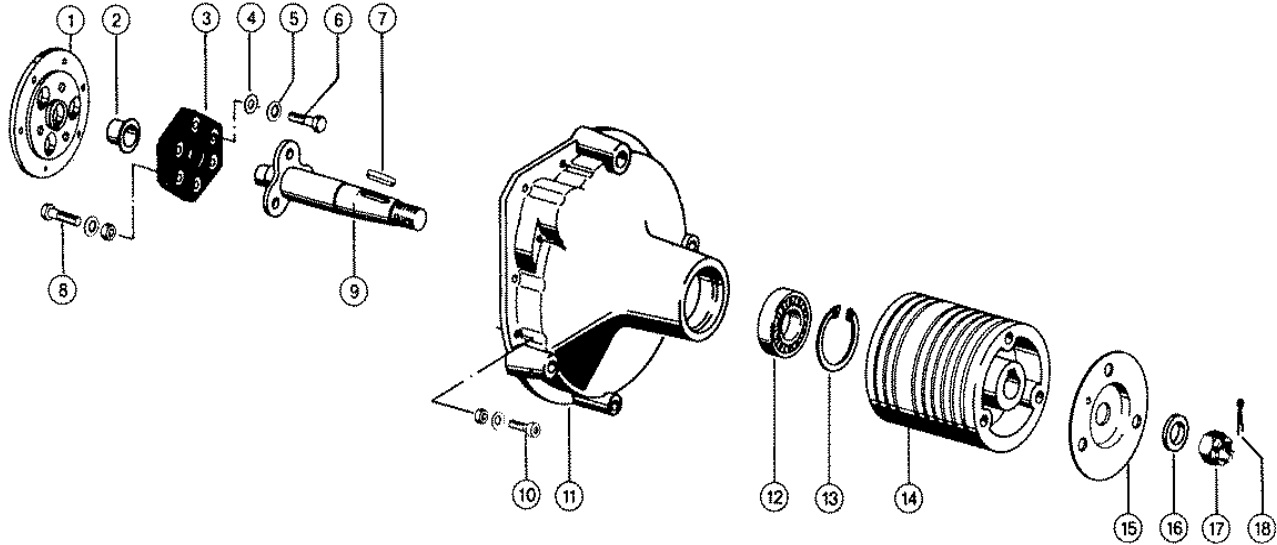


Characteristic: **DEUTZ F4 L912; EXHAUST SYSTEM**

Illustration: **135**



Pos.	Part-No.	Description	DIN	Dimension	Qty.	Remark
1	000 723 685 1	Exhaust pipe			1	
2	000 238 125 0	Hexagonal screw	Iso4017	m 8x40	4	
2	000 236 170 0	Hexagonal nut	Iso4032	M8	4	
2	000 239 387 0	Contact washer		A 8	4	
3	000 659 346 1	Pipe clamp		D 58	1	
4	000 659 580 0	Silencer			1	
5	000 507 852 0	Pipe clamp		D 54	1	
6	000 723 684 0	Exhaust pipe			1	
7	000 659 520 1	Support			2	
8	000 237 874 0	Hexagonal screw	Iso4017	M10x35	1	
8	000 237 453 0	Hexagonal screw	Iso4017	M10x30	3	
8	000 236 171 0	Hexagonal nut	Iso4032	M10	4	
8	000 239 388 0	Contact washer		A10	4	

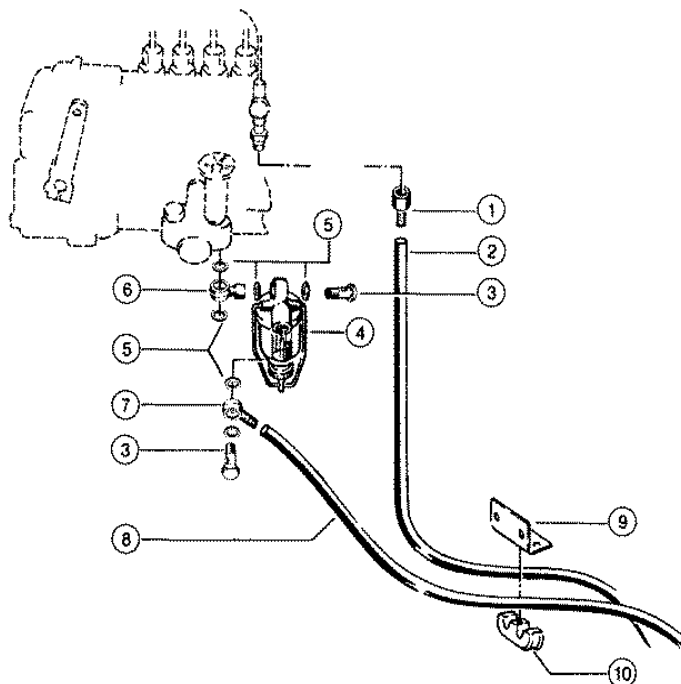


Characteristic: **DEUTZ F4 L912; ENGINE OUTPUT ASSEMBLY**

Illustration: **136**



Pos.	Part-No.	Description	DIN	Dimension	Qty.	Remark
1	000 625 215 0	Intermed.piece			1	
2	000 624 546 1	Bushing		35 X 45 X30	1	
3	000 624 545 1	Coupling disk		ld60 Td120 ld16	1	
4	000 237 044 0	Shims	Iso7092	216	3	
5	000 239 391 0	Contact washer		A16	3	
6	000 215 190 0	Hexagonal screw	Iso4014	M16x55-Mkl	3	
7	000 624 054 0	Parallel key	D6885	A 13x 9x 65	1	
8	000 215 190 0	Hexagonal screw	Iso4014	M16x55-Mkl	3	
8	000 236 173 0	Hexagonal nut	Iso4032	M16	3	
8	000 239 391 0	Contact washer		A16	3	
9	000 723 527 0	Driven shaft		D53	1	
10	000 235 495 1	Socket head screw	Iso4762	M10x 25	13	
10	000 236 227 0	Socket head screw	Iso4762	M10x 30	1	
10	000 242 763 1	Circlip		10	14	
11	000 723 525 0	Eng.outp.housing			1	
12	000 236 225 4	Grvd.ball bearing		6310-2rsr-C4	1	
13	000 235 194 0	Circlip	Din472	110x4	1	
14	000 723 514 0	Pulley			1	
15	000 629 033 2	Cover plate		D216x1,5	1	from No. 152001370
15	000 629 470 0	Cover plate			1	to No. 152001369
16	000 235 130 2	Washer	D125	37	1	
17	000 624 157 0	Castellated nut	Din935	M36x1,5	1	
18	000 235 119 0	Split pin	I1234	6,3x 56	1	

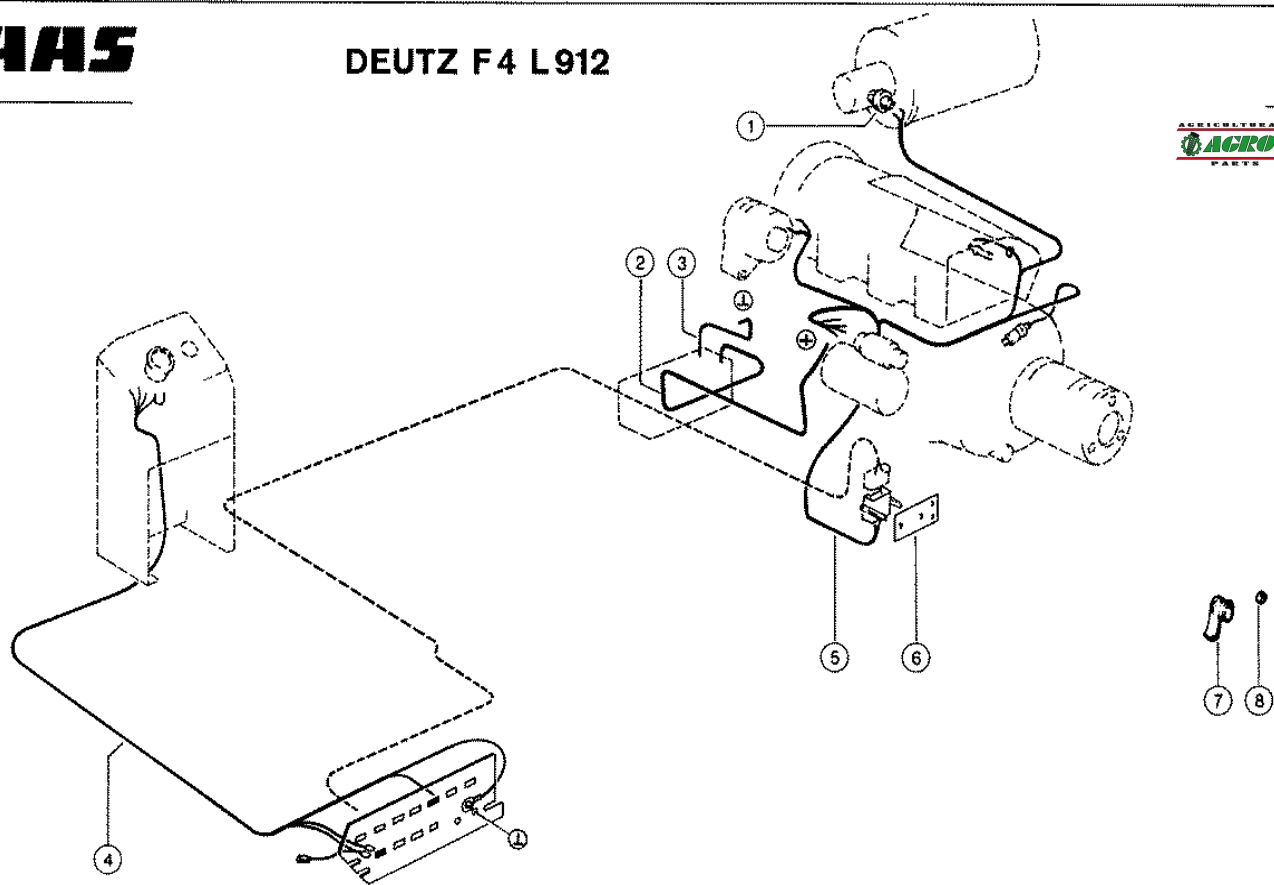


Characteristic: **DEUTZ F4 L912: FUEL SYSTEM**

Illustration: **137**

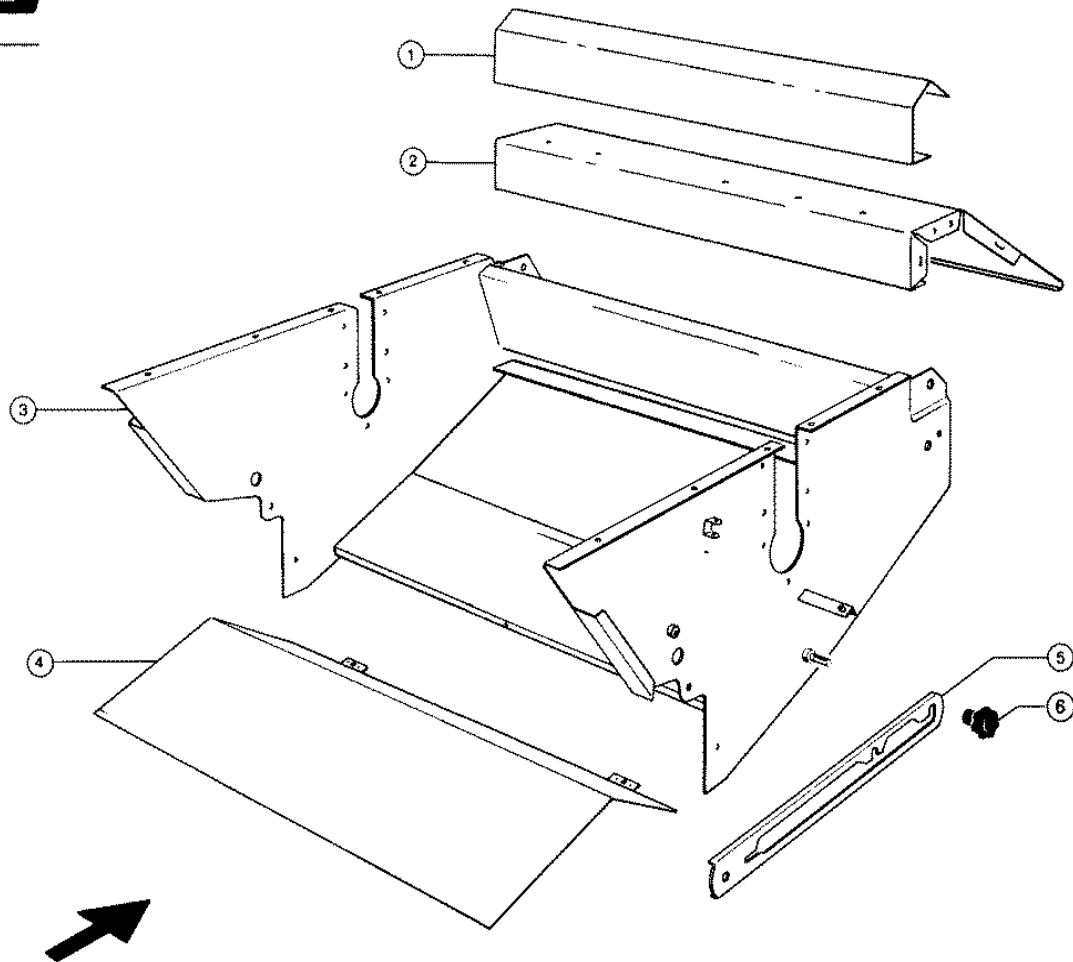


Pos.	Part-No.	Description	DIN	Dimension	Qty.	Remark
1	000 239 304 0	Connection		D16x1,5-8	1	
2	000 239 303 0	Tube	Din7337	81 x1,5	1	
3	000 096 029 0	Hollow screw	D7643	10	4	
4	000 099 057 0	Pre cleaner			1	
4	000 099 059 0	Suction screen			1	
4	000 099 058 0	Seal ring		Wnp 2024	1	
4	000 099 060 0	Glass housing		Fjge 1/1x	1	
5	000 633 114 0	Seal ring	D7603	W.Ers.D.633114	6	
6	000 238 249 0	Pipe piece		D14/M14x1,5	1	
7	000 239 331 0	Connection		R14- 8	3	
8	000 602 462 0	Fuel pipe		1650 lang	1	
9	000 659 234 1	Console		3x60x60	1	
10	000 723 500 0	Double clamp		B10	1	



Characteristic: **DEUTZ F4 L912; ENGINE ELECTRICS**Illustration: **138**

Pos.	Part-No.	Description	DIN	Dimension	Qty.	Remark
1	000 673 868 1	Maintnance switch			1	
2	000 659 544 1	Battery cable +		90qmm 3350lg	1	
3	000 755 512 0	Battery cable -		70qmm 460lg	1	
4	000 010 335 0	Wiring loom			1	
5	000 010 333 0	Wiring loom			1	
6	000 659 333 2	Supporting plate			1	
7	000 755 522 0	Rubber cap		25/18	1	
8	000 659 020 0	Guard cap		D 7,5	1	



Characteristic: **STRAW CHOPPER, VAR. 3869; BODY**

Illustration: **150**



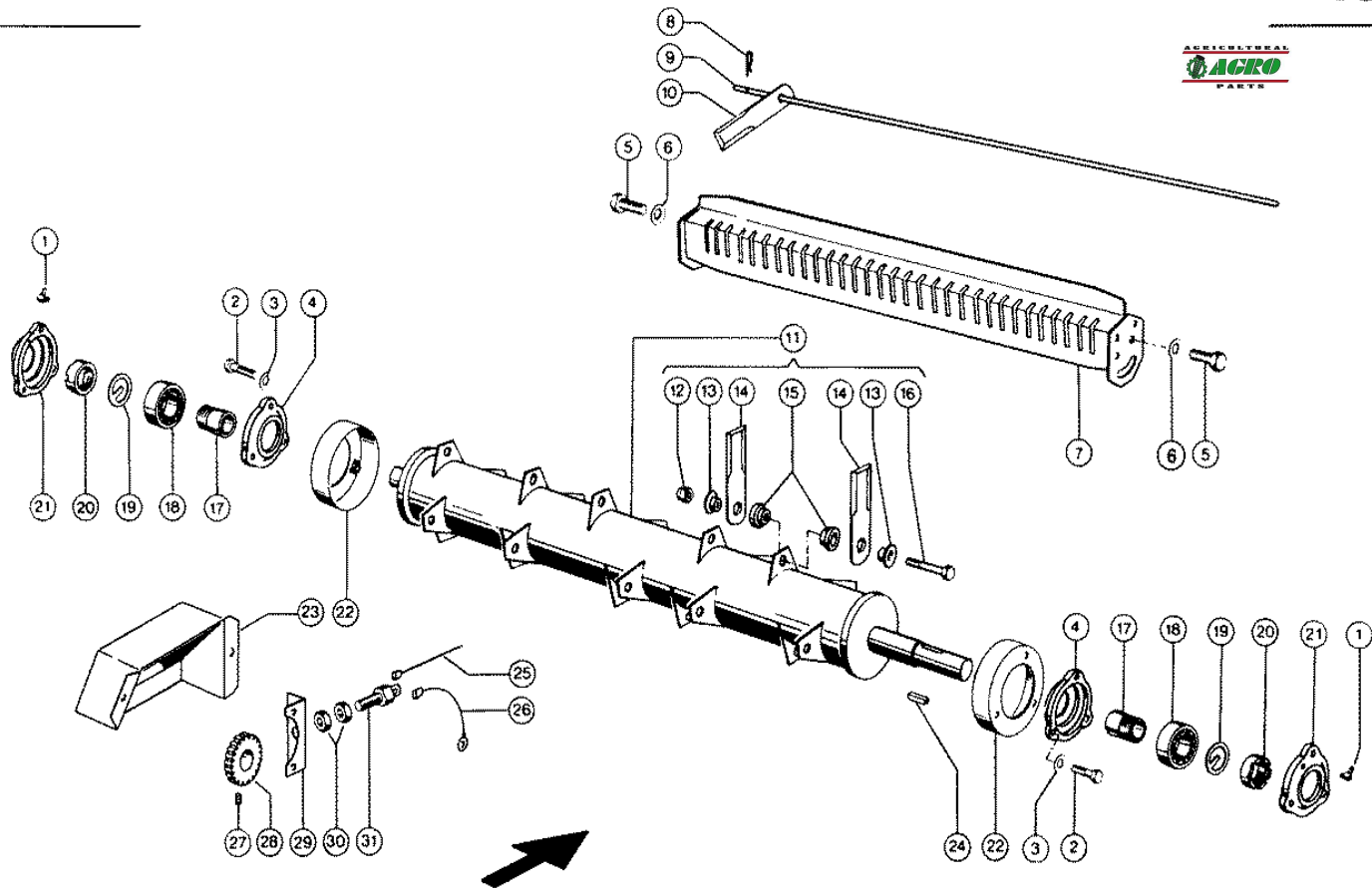
Pos.	Part-No.	Description	DIN	Dimension	Qty.	Remark
1	000 061 820 0	Feed plate			1	
2	000 061 817 2	Guide plate			1	
3	000 061 807 0	Body			1	
4	000 061 867 0	Feed plate			1	
-	000 725 773 0	Hinge		48x 45	3	
5	000 061 482 0	Adjusting plate			2	
6	000 238 056 0	Control knob	D6336	K 63 M12	2	

Characteristic: **STRAW CHOPPER, VAR. 3869; SUPPORT**

Illustration: **151**

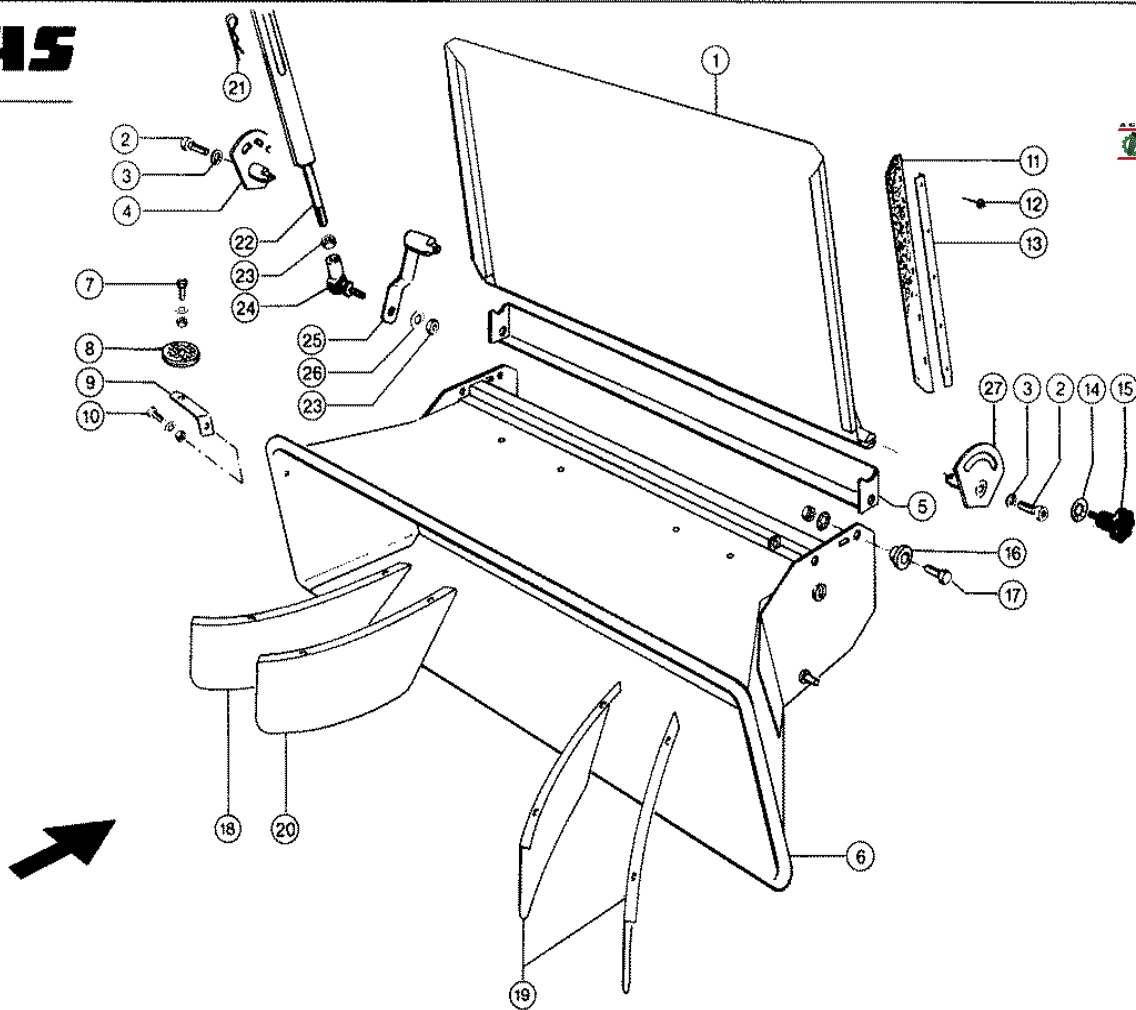


Pos.	Part-No.	Description	DIN	Dimension	Qty.	Remark
1	000 061 891 0	Cap		1,5x58x109	2	
2	000 061 836 2	Support l.h.			1	
3	000 235 519 0	Hexagonal screw	Iso4014	M08x50	1	
4	000 061 832 1	Strip		30x6x215	1	
5	000 000 017 0	Compress.spring		3,5 X 16,5x 30	1	
6	000 236 912 2	Washer	Din125	8,4	1	
7	000 238 132 0	Securing nut	Iso7042	M08	1	
8	000 061 823 2	Support l.h.			1	
9	000 238 368 0	Ball knob	D319	K 50x21	1	
10	000 238 367 0	Tensioning pin	Iso1333	Ø1x 26	1	
11	000 060 562 0	Crank			1	from chopper No. -10011
11	000 061 909 0	Crank			1	to chopper No. -10010
12	000 060 581 0	Sprocket		14 Z. D 22 mm	2	from chopper No. -10011
12	000 061 911 0	Sprocket		14 Z. D 18 mm	2	to chopper No. -10010
13	000 235 665 1	Tensioning pin	I8752	W.Ers.D.235665	2	from chopper No. -10011
13	000 237 606 0	Tensioning pin	I8752	W.Ers.D 237606	2	to chopper No. -10010
14	000 235 636 0	Tensioning pin	Iso8752	24 X 36	2	from chopper No. -10011
14	000 236 961 0	Tensioning pin	I8752	W.Ers.D 236961	2	to chopper No. -10010
15	000 237 033 0	Split pin	I1234	6,3x 40	1	from chopper No. -10011
15	000 236 096 0	Split pin	I1234	5 X 28	1	to chopper No. -10010
16	000 235 533 0	Hexagonal screw	Iso4014	M10x45	4	
17	000 239 388 0	Contact washer		A10	4	
18	000 061 840 0	Bushing		D 25x20	4	
19	000 061 837 2	Support r.h.			1	
20	000 237 458 0	Hexagonal screw	Iso4017	M12x20	4	(6)
21	000 239 389 0	Contact washer		A12	6	
22	000 061 830 2	Support r.h.			1	
23	000 061 827 1	Pin		D30h9x35	2	
24	000 061 828 0	Guide		50x50x15	4	
25	000 233 800 0	Back-up washer	Din988	S 22x 32	4	
26	000 235 157 0	Circlip	D471	22x1,2	4	
27	000 060 594 0	Angle		20x2x82	1	from chopper No. -10011
28	000 778 534 1	Ball knob	D319	C 32 M10	1	from chopper No. -10011
29	000 502 119 0	Tension spring		1,5 X 13,5x 33	1	from chopper No. -10011
30	000 060 563 0	Ratchet			1	from chopper No. -10011
31	000 061 605 0	Star knob		L63/M12x20	1	from chopper No. -10011



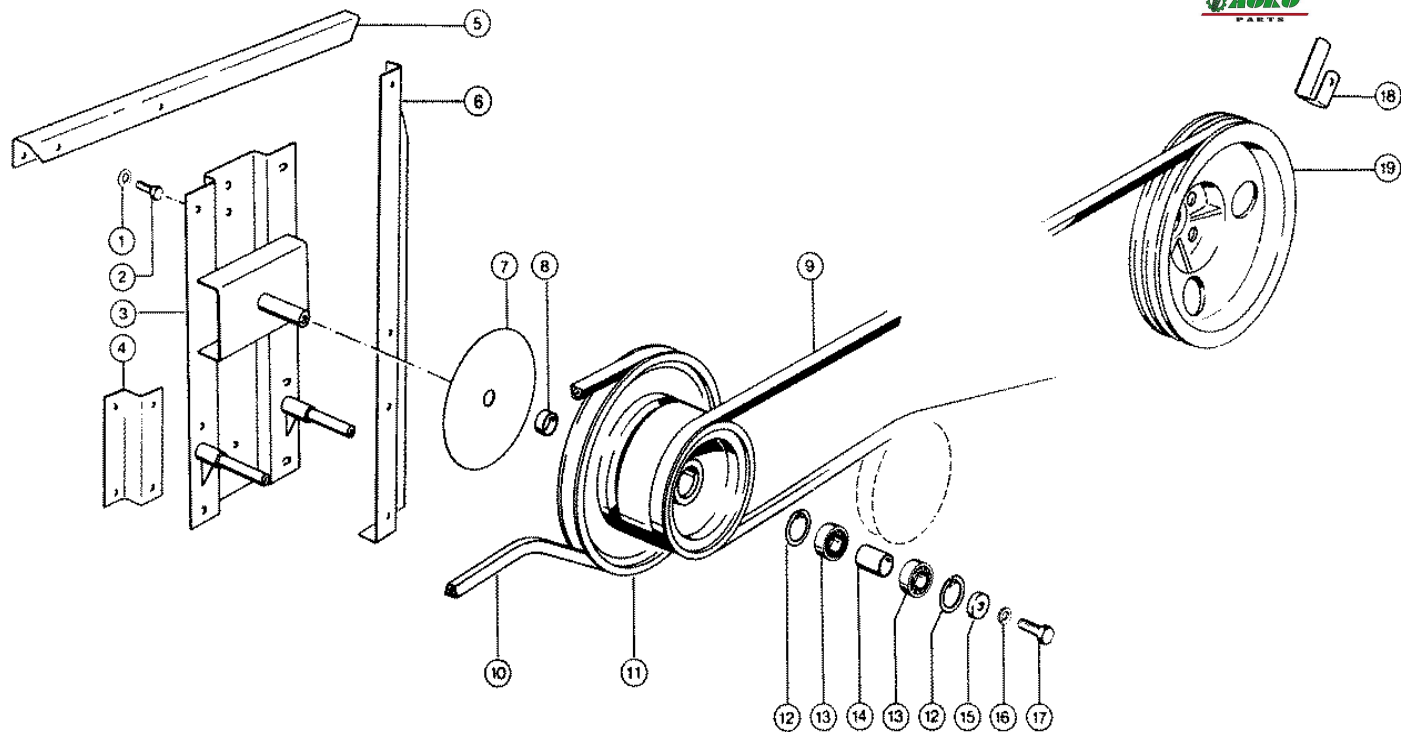
Characteristic: **STRAW CHOPPER, VAR. 3869; CUTTING CYLINDER**Illustration: **152**

Pos.	Part-No.	Description	DIN	Dimension	Qty.	Remark
1	000 236 944 0	Grease nipple	Din714	1/2 S 6x1	2	
2	000 215 455 0	Hexagonal screw	Iso4014	M12x60-Mkl	6	from chopper No. -10011
2	000 235 535 0	Hexagonal screw	Iso4014	M10x55	6	to chopper No. -10010
3	000 239 389 0	Contact washer		A12	6	from chopper No. -10011
3	000 239 388 0	Contact washer		A10	6	to chopper No. -10010
4	000 061 410 1	Bearing shell			2	
5	000 237 376 0	Hexagonal screw	Iso4017	M16x30	2	
6	000 239 391 0	Contact washer		A16	2	
7	000 061 844 0	Knife carrier			1	
8	000 500 154 0	Spring clip		3 X 48	1	
9	000 061 842 0	Round rod			1	
10	000 060 030 0	Counter knife			29	
11	000 061 813 0	Cutting cylin.ass		.	1	
12	000 238 006 0	Securing nut	Iso7042	M10	19	
13	000 060 016 2	Bushing, outside			28	
14	000 060 017 2	Revolving knife			28	
15	000 060 015 0	Bushing inside			28	
16	000 238 010 0	Hexagonal screw	Iso4014	M10x50	19	
17	000 239 224 0	Taper lock sleeve	D5415	H2309 O.m.U.S.	2	
18	000 239 223 0	S.al.ball bearing	Din630	1309 K C3	2	
19	000 500 893 0	Circlip		45	2	
20	000 500 891 1	Slotted nut		M45x1,5	2	
21	000 061 055 1	Bearing shell			2	
22	000 061 408 1	Cover			2	
23	000 062 076 3	Guard plate		1,5x267x511,5	1	from No. 015200690
23	000 061 484 0	Guard plate		1,5x232x423	1	to No. 015200689
24	000 665 260 0	Parallel key	D6885	A 10x 8x 30	1	
25	000 727 109 0	Wire			1	from No. 15201320
25	000 604 074 1	Wire		1 qmm 2800lg	1	to No. 15201319
26	000 682 021 0	Wire		1 qmm 180lg	N.B	
27	000 236 325 0	Threaded pin	Iso4029	m 8x10	2	
28	000 676 802 3	Tooth wheel		90x24x40 34z	1	
29	000 061 556 1	Support		2x83x133	1	
30	000 766 588 0	Hexagonal nut	Iso8675	M18x1,5-M=5	2	
31	000 676 835 0	Magnetic pick up			1	



Characteristic: **STRAW CHOPPER, VAR. 3869; SPREADING UNIT**Illustration: **153**

Pos.	Part-No.	Description	DIN	Dimension	Qty.	Remark
1	000 061 851 0	Cover			1	
2	000 236 349 0	Socket head screw	Iso4762	M10x 55	1	(2)
3	000 235 133 0	Spring washer	D128	W.Ers.D.235133	1	(2)
4	000 061 857 0	Support			1	(2)
5	000 061 866 0	Angle plate			1	
6	000 061 862 0	Spreader			1	
7	000 242 044 0	Socket head screw	D84	m 5x16	2	from construction year 1983
7	000 237 216 0	Hexagonal nut	Iso4032	M5	2	from construction year 1983
7	000 239 386 0	Contact washer		A 6	2	from construction year 1983
8	000 682 295 0	Reflector red			2	from construction year 1983
9	000 659 359 1	Screw-on angle		20x3x79	2	from construction year 1983
10	000 237 439 0	Hexagonal screw	Iso4017	M08x16	2	from construction year 1983
10	000 236 170 0	Hexagonal nut	Iso4032	M8	2	from construction year 1983
10	000 239 387 0	Contact washer		A 8	2	from construction year 1983
11	000 061 855 0	Sealing tape		3 X 60x 450	2	
12	000 237 950 1	Rivet	Iso16584	8x12	8	
13	000 061 856 0	Rail		15x4x0,9x390	2	
14	000 239 395 1	Contact washer		B12	2	
15	000 061 605 0	Star knob		L63/M12x20	2	
16	000 060 161 0	Bushing		12,5x 20x 30x 1	2	
17	000 237 461 0	Hexagonal screw	Iso4017	M12x30	2	
17	000 236 172 0	Hexagonal nut	Iso4032	M12	2	
17	000 239 389 0	Contact washer		A12	2	
18	000 061 440 3	Spreading plate l		2,5x227x460	1	
19	000 061 439 4	Spreading plate r		2,5x227x416	2	
20	000 061 438 4	Spreading plate l		2,5x227x416	1	
21	000 665 666 0	Spring clip		3 X 77	1	from chopper No. - 1001
22	000 060 590 1	Pull rod		Gesch.	1	from chopper No. - 1001
23	000 236 171 0	Hexagonal nut	Iso4032	M10	2	from chopper No. - 1001
24	000 410 207 0	Angular joint	D71802	CS 16	1	from chopper No. - 1001
25	000 060 588 1	Lever		Gesch.	1	from chopper No. - 1001
26	000 239 388 0	Contact washer		A10	1	from chopper No. - 1001
27	000 060 595 0	Support			1	from chopper No. - 1001



CLAAS SPARE PARTS LIST

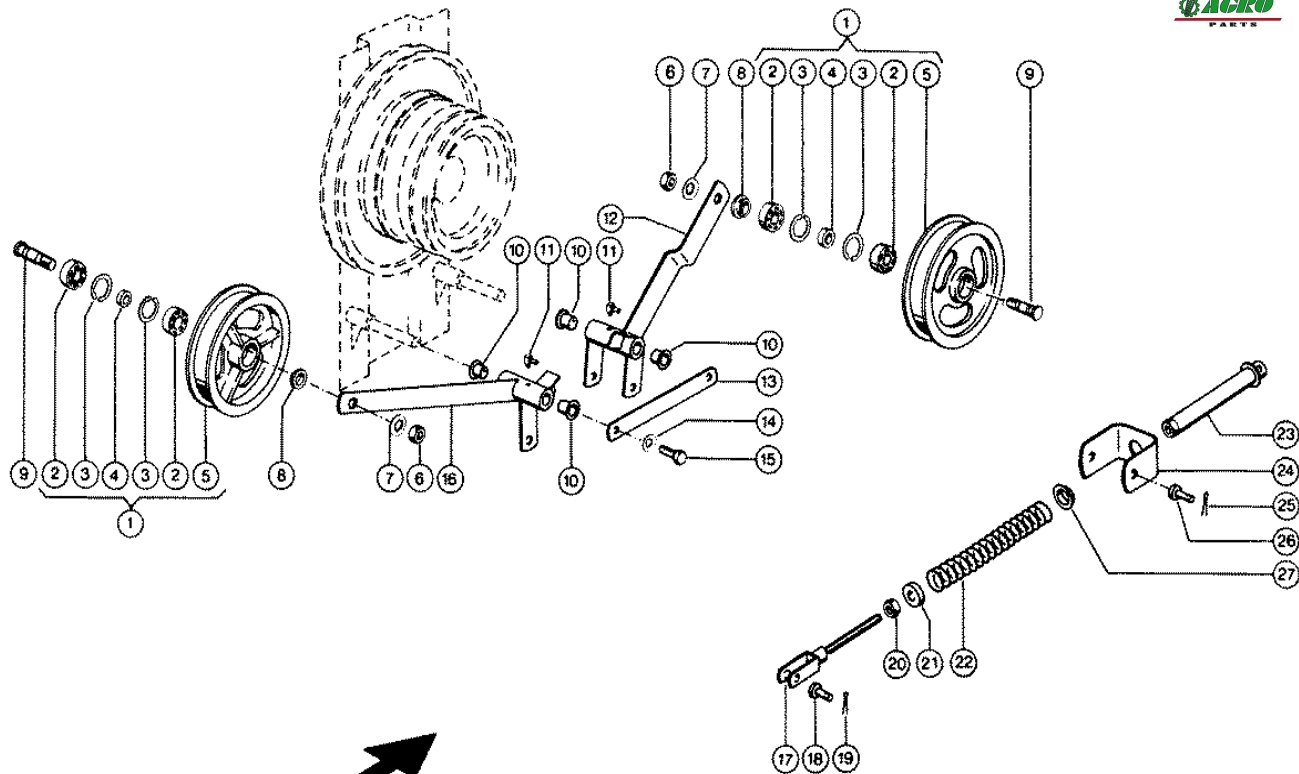
14.01.2008
Sheet 1
DOMINATOR 38

Characteristic: **STRAW CHOPPER, VAR. 3869; INTERMEDIATE DRIVE**

Illustration: **154**



Pos.	Part-No.	Description	DIN	Dimension	Qty.	Remark
1	000 239 388 0	Contact washer		A10	9	
2	000 237 382 0	Hexagonal screw	Iso4017	M10x20	9	
3	000 061 455 0	Support			1	
4	000 061 873 0	Support			1	
5	000 061 871 0	Brace		3x119x722	1	
6	000 061 875 0	Support			1	
7	000 061 563 0	Washer		D250x1	1	
8	000 651 303 0	Spacer ring		38x3,6x10	1	
9	000 061 872 0	V-belt			1	
10	000 061 878 0	V-belt			1	
11	000 061 194 1	V-belt pulley		D 398/262 mm	1	from No. 15200740
11	000 061 365 1	V-belt pulley			1	to No. 15200739
12	000 235 184 0	Circlip	D472	62x2	2	
13	000 235 830 0	Grvd.ball bearing		6206-2rs*	2	
14	000 720 371 0	Sleeve			1	
15	000 712 415 0	Washer		12,5x 45 X10	1	
16	000 239 389 0	Contact washer		A12	1	
17	000 237 572 0	Hexagonal screw	Iso4017	M12x35	1	
18	000 060 163 0	Belt hook		130 Lg	1	
19	000 603 239 1	V-belt pulley		D 405 mm	1	

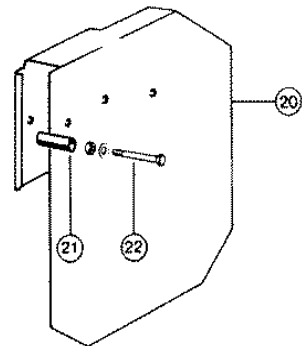
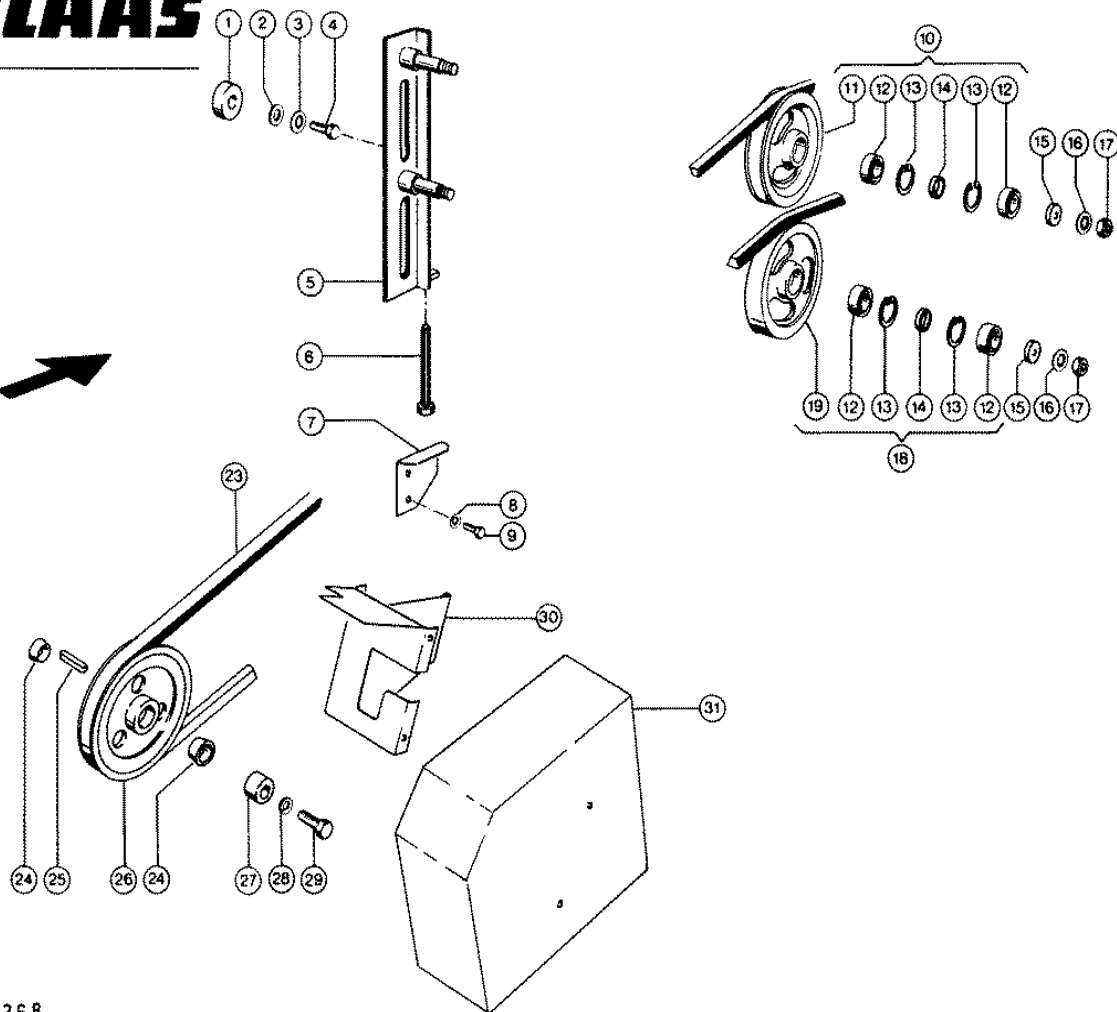


Characteristic: **STRAW CHOPPER, VAR. 3869; TENSIONING DEVICE**

Illustration: **155**

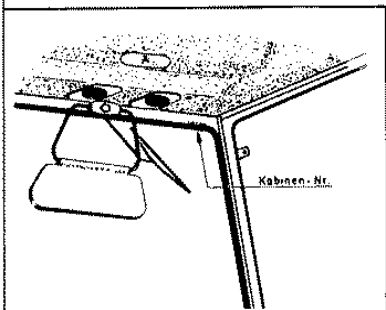
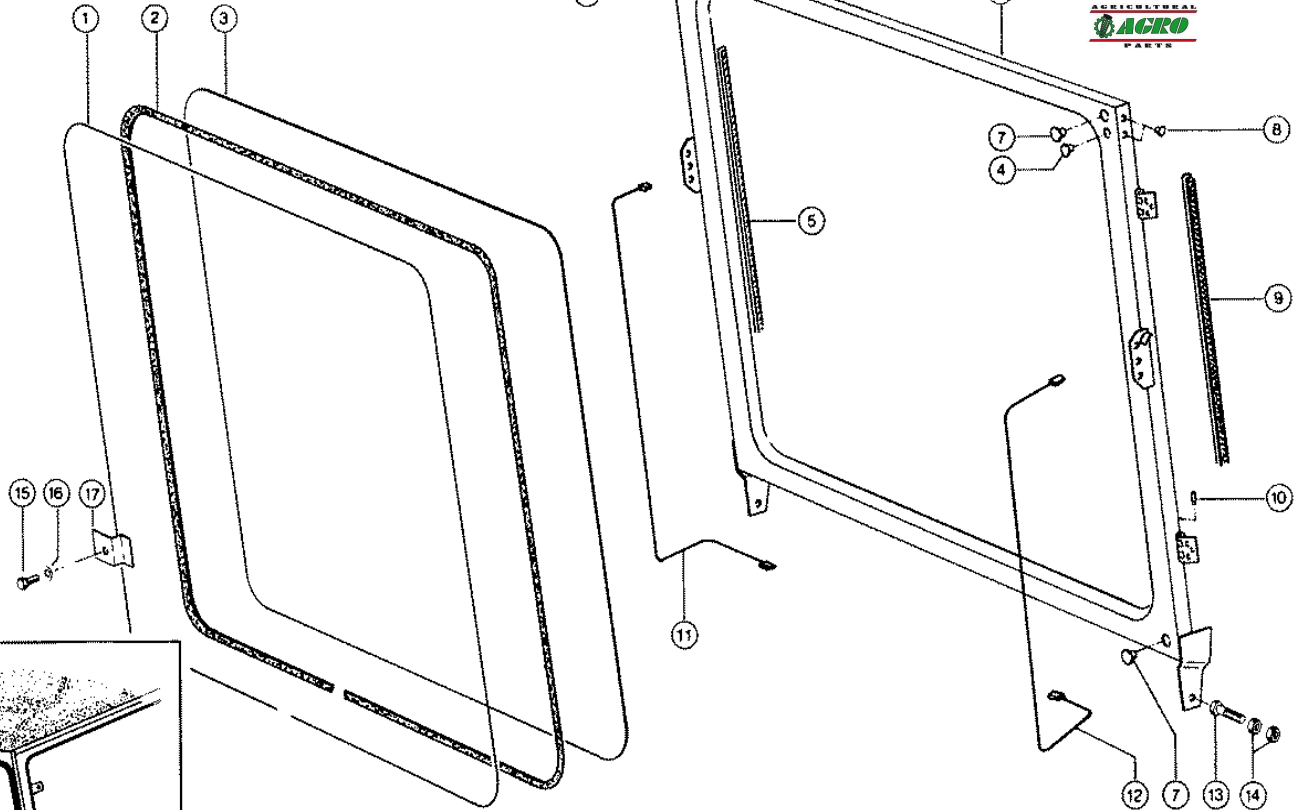


Pos.	Part-No.	Description	DIN	Dimension	Qty.	Remark
1	000 629 278 1	Tension roll ass		D 221 mm	2	
2	000 237 709 0	Grvd.ball bearing		6203-2rs*	4	
3	000 235 179 0	Circlip	D472	40x1,75	4	
4	000 624 355 0	Spacer ring			2	
5	000 720 792 1	Tension roll		D 200	2	
6	000 236 173 0	Hexagonal nut	Iso4032	M16	2	
7	000 239 391 0	Contact washer		A16	2	
8	000 624 352 0	Spacer window		D32x7	2	
9	000 624 354 0	Pin		M16x 17h9x 72	2	
10	000 008 523 0	Bushing		22 X 26 X13	4	
11	000 236 943 0	Grease nipple	Din7141	12s 6x1	2	
12	000 061 461 1	Tens.roll holder			1	
13	000 061 470 0	Strip		30x5x218	1	
14	000 239 388 0	Contact washer		A10	2	
15	000 237 382 0	Hexagonal screw	Iso4017	M10x20	2	
16	000 061 467 0	Tens.roll holder			1	
17	000 629 571 0	Threaded fork			1	
18	000 632 133 0	Pin		B10a12x 28	1	
19	000 235 089 0	Split pin	I1234	4 X 22	1	
20	000 236 172 0	Hexagonal nut	Iso4032	M12	1	
21	000 234 377 0	Washer		13 X 40 X6	1	
22	000 623 325 2	Compress.spring		5 X 32,5x281	1	
23	000 629 576 0	Spring guide		205 lang	1	
24	000 061 471 0	Bracket		65x5x253	1	
25	000 236 152 0	Split pin	I1234	3,2x 22	2	
26	000 237 932 0	Pin	I2341	B10a11x 20	2	
27	000 673 665 0	Bushing		30 X 34 X 6	1	



Characteristic: **STRAW CHOPPER, VAR. 3869; ROTOR DRIVE**Illustration: **156**

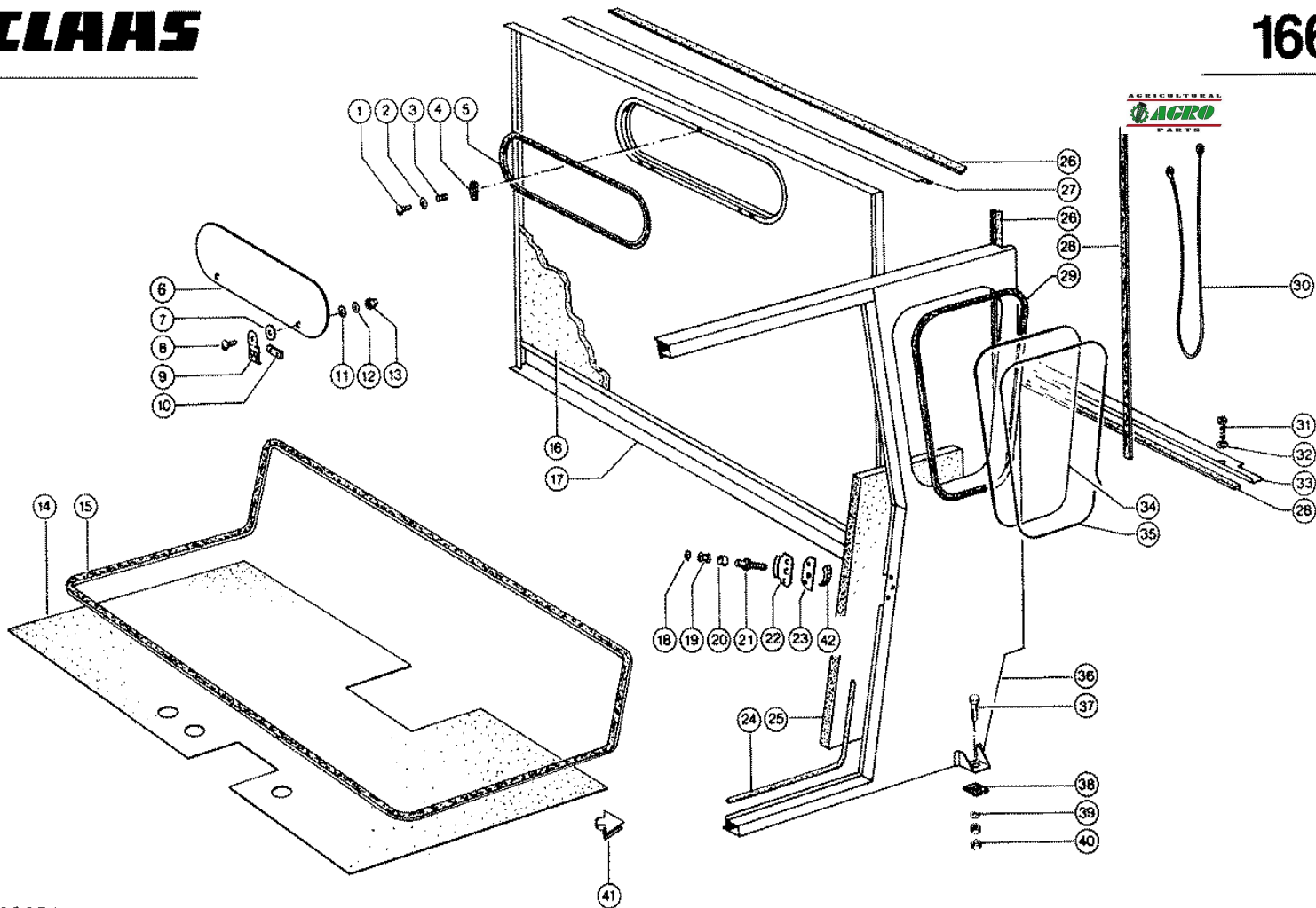
Pos.	Part-No.	Description	DIN	Dimension	Qty.	Remark
1	000 061 879 0	Ring		D50x23,5	2	
2	000 235 124 2	Washer	Iso7089	13	2	
3	000 239 395 1	Contact washer		B12	2	
4	000 235 553 0	Hexagonal screw	Iso4014	M12x45	2	
5	000 061 473 0	Support			1	
6	000 244 421 0	Hexagonal screw	Iso4017	M12x200	1	
7	000 061 890 0	Support			1	
8	000 239 387 0	Contact washer		A 8	2	
9	000 237 439 0	Hexagonal screw	Iso4017	M08x16	2	
10	000 060 382 1	Tension roll ass		D 205 mm	1	
11	000 009 003 2	Tension roll			1	
12	000 237 713 0	Grvd.ball bearing		6005-2rs*	4	
13	000 235 181 0	Circlip	D472	47x1,75	4	
14	000 009 038 0	Bushing		D30x11	2	
15	000 060 915 0	Washer		13 X 35 X10	2	
16	000 239 389 0	Contact washer		A12	2	
17	000 236 172 0	Hexagonal nut	Iso4032	M12	3	
18	000 061 310 0	Is substituted			1	
19	000 061 311 1	Tension roll			1	
20	000 061 880 0	Guard plate			1	
21	000 705 639 2	Spacer tube	D2440	1/4z X 60	1	
22	000 237 870 0	Hexagonal screw	Iso4014	m 8x75	1	
22	000 236 170 0	Hexagonal nut	Iso4032	M8	1	
22	000 239 387 0	Contact washer		A 8	1	
23	000 061 878 0	V-belt			1	
24	000 702 587 0	Tapered ring		D 35	2	
25	000 665 260 0	Parallel key	D6885	A 10x 8x 30	1	
26	000 061 841 0	V-belt pulley		D 227 mm	1	from chopper No. -10011
26	000 061 821 0	V-belt pulley		D 248 mm	1	to chopper No. -10010
27	000 673 046 0	Thrust washer		D45x 15	1	
28	000 239 391 0	Contact washer		A16	1	
29	000 235 821 0	Hexagonal screw	Iso4017	M16x40	1	
30	000 061 884 0	Guard plate			1	
31	000 061 887 0	Guard plate			1	



103369

Characteristic: **CAB, VAR. 3356; FRONT FRAME**Illustration: **165**

Pos.	Part-No.	Description	DIN	Dimension	Qty.	Remark
1	000 201 420 0	Filling profile			N.B	
2	000 201 419 0	Clamp profile			N.B	
3	000 606 336 0	Front window		6,6x 129x1303	1	
4	000 606 280 0	Plug			4	
5	000 200 706 0	Edge protector		Hellgrau	N.B	
6	000 606 335 0	Front frame		.	1	
7	000 606 252 0	Plug			2	
8	000 606 279 0	Plug			4	
9	000 201 354 0	Seal strip		1,0-3,5	N.B	
10	000 236 942 0	Grease nipple	D71412	As 6x1	2	
11	000 606 238 0	Cable right			1	
12	000 606 249 0	Cable left			1	
13	000 237 462 0	Hexagonal screw	Iso4017	M12x40	2	
14	000 236 172 0	Hexagonal nut	Iso4032	M12	4	
15	000 236 200 0	Hexagonal screw	Iso4017	M08x20	4	
16	000 239 393 1	Contact washer		B 8	4	
17	000 621 017 0	Z-profile		50x3x80	4	



CLAAS SPARE PARTS LIST

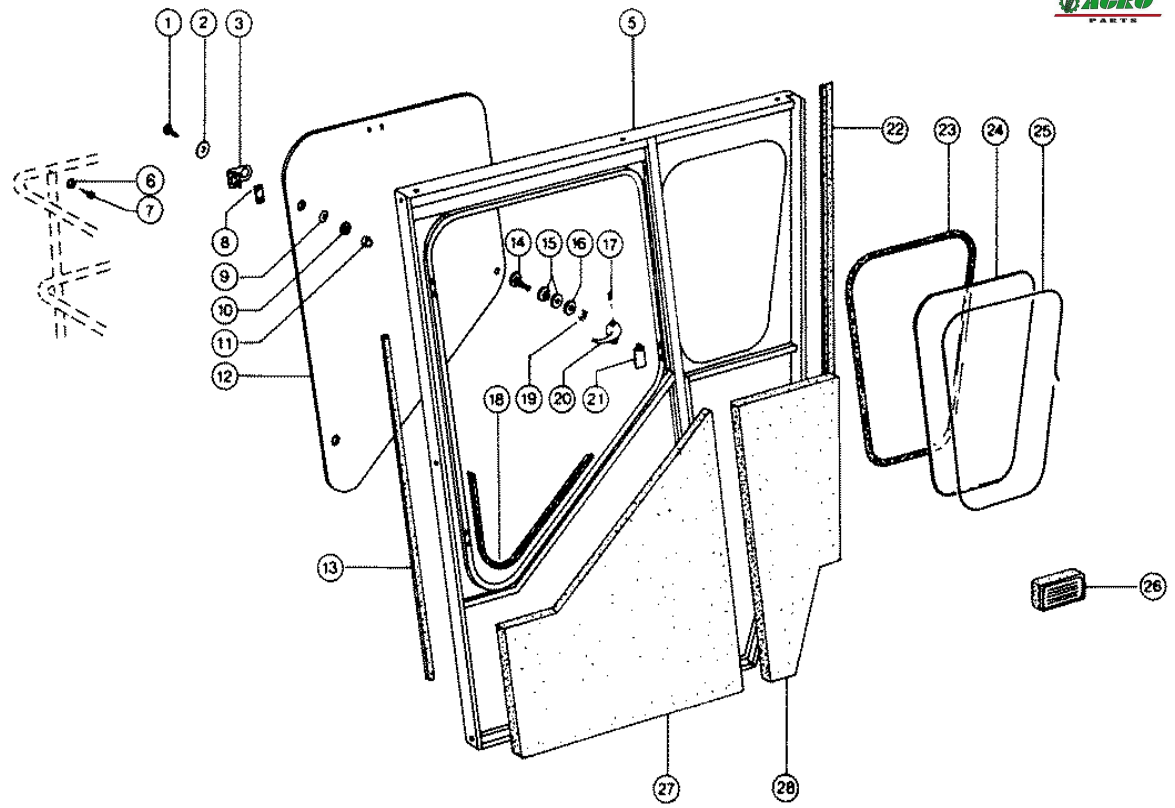
14.01.2008
Sheet 1
DOMINATOR 38

Characteristic: **CAB, VAR. 3356; REAR PANEL**

Illustration: **166**



Pos.	Part-No.	Description	DIN	Dimension	Qty.	Remark
1	000 238 923 1	Flat head bolt		m 6x 25	1	
2	000 236 180 0	Washer	D9021	6,4	1	
3	000 778 979 0	Compress.spring		2 X 15 X 15	1	
4	000 701 986 0	Toggle			1	
5	000 201 354 0	Seal strip		1,0-3,5	N.B	
6	000 606 209 0	Rear panel glass		6 X 194x574	1	
7	000 606 351 0	Rubber disc		Cd-4-300-01	2	
8	000 610 098 1	Flat head bolt		m 8x 20	2	
9	000 606 381 0	Hinge			2	
10	000 606 389 0	Threaded plate		.	2	
11	000 606 352 0	Rubber disc		Cd-4-300-02	2	
12	000 237 957 0	Washer		8,5x30x3	2	
13	000 238 088 0	Cap nut	Din1587	m 8	2	
14	000 606 215 6	Floor mat		830x1310	1	
15	000 606 217 1	Seal strip			1	
16	000 606 401 0	Isolation		Cd-4-400-02/1	1	
17	000 606 402 0	Rear panel			1	
18	000 606 325 0	Washer			1	
19	000 606 326 0	Rubber sleeve		Cd-4-214-03	1	
20	000 606 327 0	Spacer tube			1	
21	000 606 324 0	Pin			1	
22	000 606 331 0	Locking piece			1	
23	000 606 304 0	Threaded plate		.	1	
24	000 201 354 0	Seal strip		1,0-3,5	N.B	
25	000 606 301 1	Isolation		Cd-4-200-01/1	1	
26	000 205 078 0	Lip profile			N.B	
27	000 606 281 0	Z-profile			1	
28	000 201 480 0	Wood pulp strip		12x4 Selbstkleb	N.B	
29	000 201 419 0	Clamp profile			N.B	
30	000 607 722 0	Wire rope cpl		1000lg	2	
31	000 237 729 1	Sheet metal screw	D6928	St4,8x16-C	4	
32	000 236 180 0	Washer	D9021	6,4	4	
33	000 606 218 2	Joining plate		Cd-2-001-01/1	1	
34	000 606 213 0	Side glas		6 X 370x 505	1	
35	000 201 420 0	Filling profile			N.B	
36	000 606 361 3	Side wall l.h.			1	
37	000 237 573 0	Hexagonal screw	Iso4017	M12x50	2	
38	000 606 219 1	Rubber pad			2	
39	000 239 395 1	Contact washer		B12	2	
40	000 236 172 0	Hexagonal nut	Iso4032	M12	4	
41	000 606 251 0	Corner metal seal			4	
42	000 071 543 0	Door seal		15x20x 60	1	from cabin No. 10600



CLAAS SPARE PARTS LIST

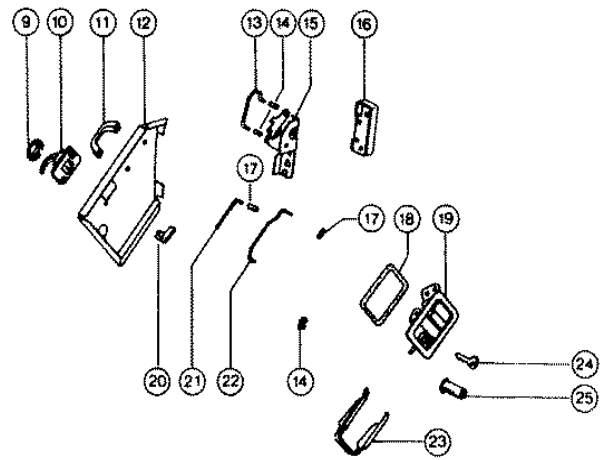
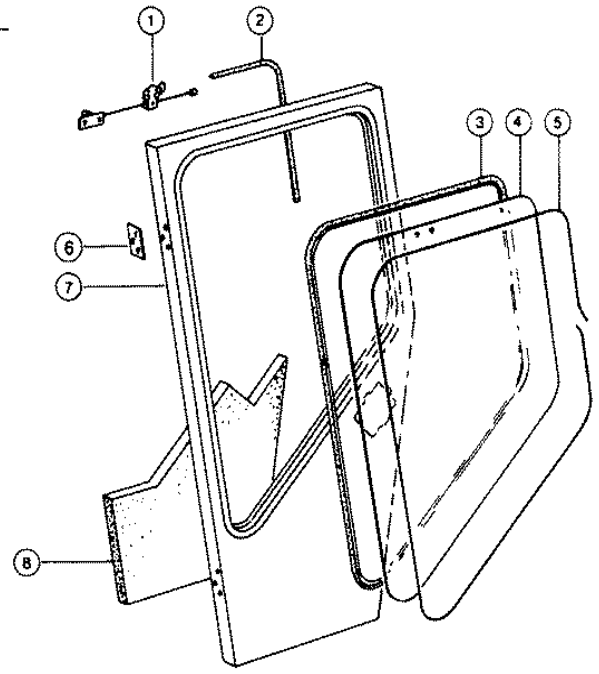
14.01.2008
Sheet 1
DOMINATOR 38

Characteristic: **CAB, VAR. 3356; SIDE PANEL R.H.**

Illustration: **167**



Pos.	Part-No.	Description	DIN	Dimension	Qty.	Remark
1	000 610 098 1	Flat head bolt		m 8x 20	2	
2	000 606 351 0	Rubber disc		Cd-4-300-01	2	
3	000 606 381 0	Hinge			2	
5	000 606 362 2	Side wall r.h.			1	
6	000 606 220 0	Rubber pad			1	
7	000 242 788 1	Sheet metal screw	D6928	St3,9x 9,5-C	1	
8	000 606 389 0	Threaded plate		.	2	
9	000 606 352 0	Rubber disc		Cd-4-300-02	2	
10	000 606 353 0	Disc		W.Ers.D.2379530	2	
11	000 238 088 0	Cap nut	Din1587	m 8	2	
12	000 606 376 0	Side glas			1	
13	000 201 480 0	Wood pulp strip		12x4 Selbstkleb	N.B	
14	000 606 357 1	Pin			1	
15	000 606 358 0	Rubber disc		Cd-4-301-04/1	2	
16	000 606 359 0	Washer			1	
17	000 239 428 0	Threaded pin	I7434	m 5x16	1	
18	000 201 354 0	Seal strip		1,0-3,5	N.B	
19	000 237 786 0	Hexagonal nut	Iso4035	M10	1	
20	000 606 360 0	Handle		Cd-4-301-06/1	1	
21	000 606 380 0	Clamping piece			1	
22	000 205 078 0	Lip profile			N.B	
23	000 201 419 0	Clamp profile			N.B	
24	000 606 213 0	Side glas		6 X 370x 505	1	
25	000 201 420 0	Filling profile			N.B	
26	000 621 215 0	Ash tray			1	
27	000 606 355 2	Isolation		Cd-4-300-06/1	1	
28	000 606 354 1	Isolation		Cd-4-300-05/1	1	

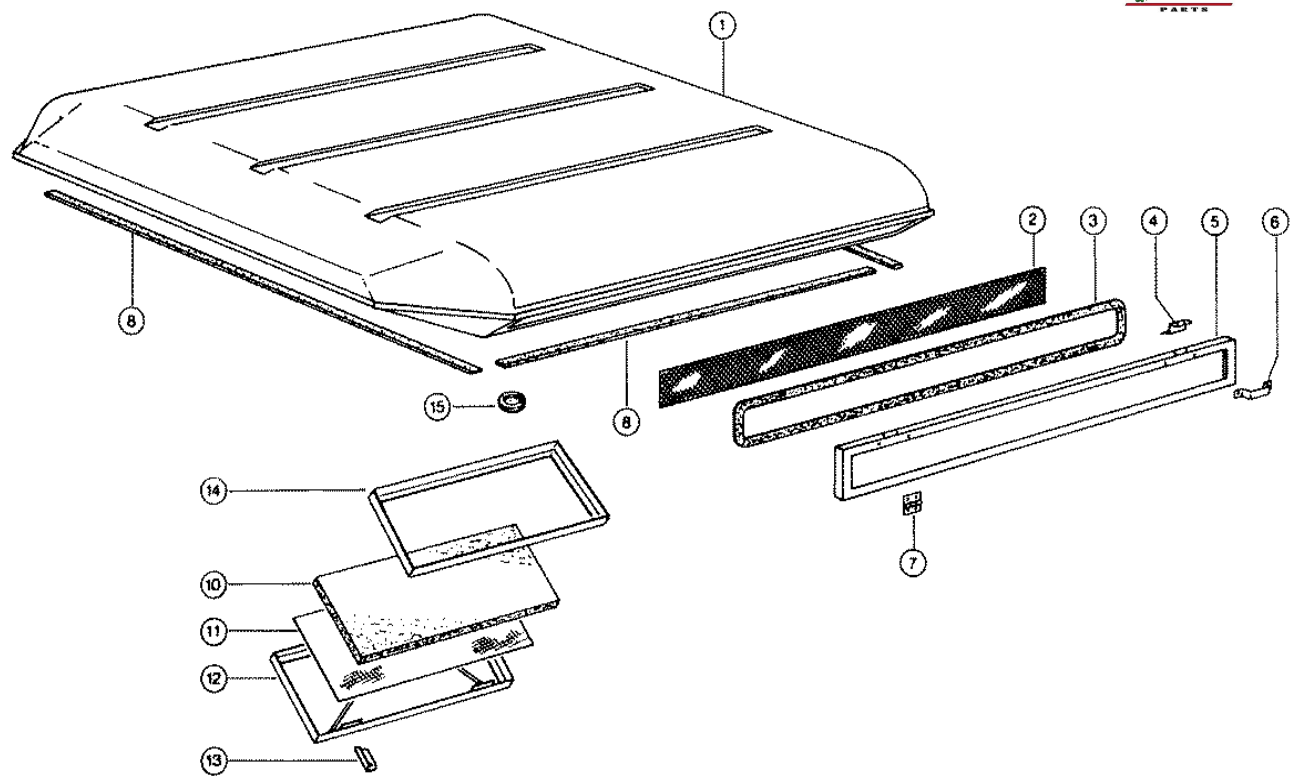


Characteristic: **CAB, VAR. 3356; DOOR**

Illustration: **168**



Pos.	Part-No.	Description	DIN	Dimension	Qty.	Remark
1	000 606 313 0	Check strap door			1	
2	000 200 706 0	Edge protector		Hellgrau	N.B	
3	000 201 419 0	Clamp profile			N.B	
4	000 606 391 0	Door glass			1	
5	000 201 420 0	Filling profile			N.B	
6	000 606 255 1	Threaded plate		.	2	
7	000 606 399 0	Door			1	
8	000 606 421 2	Isolation		Cd-3-500-02/1	1	
9	000 606 293 0	Rubber disc		Cd-4-530-03	1	
10	000 606 291 0	Inner handle			1	
11	000 606 290 0	Handle			1	
12	000 606 436 1	Lock box			1	
13	000 606 438 0	Operating Rod			1	
14	000 606 286 0	Clamping Piece Rh			3	
15	000 606 285 0	Lever			1	
16	000 606 283 0	Lock			1	
17	000 606 289 0	Clamping piece lh			2	
18	000 606 288 0	Gasket			1	
19	000 606 284 0	Recess + Key			1	
20	000 606 452 0	Bracket			1	
21	000 606 451 0	Operating Rod			1	
22	000 606 440 0	Operating Rod			1	
23	000 606 287 0	Frame			1	
24	000 606 222 0	Door key			3	
25	000 621 993 0	Locking cylinder		W.Ers.D.6219931	1	



CLAAS SPARE PARTS LIST

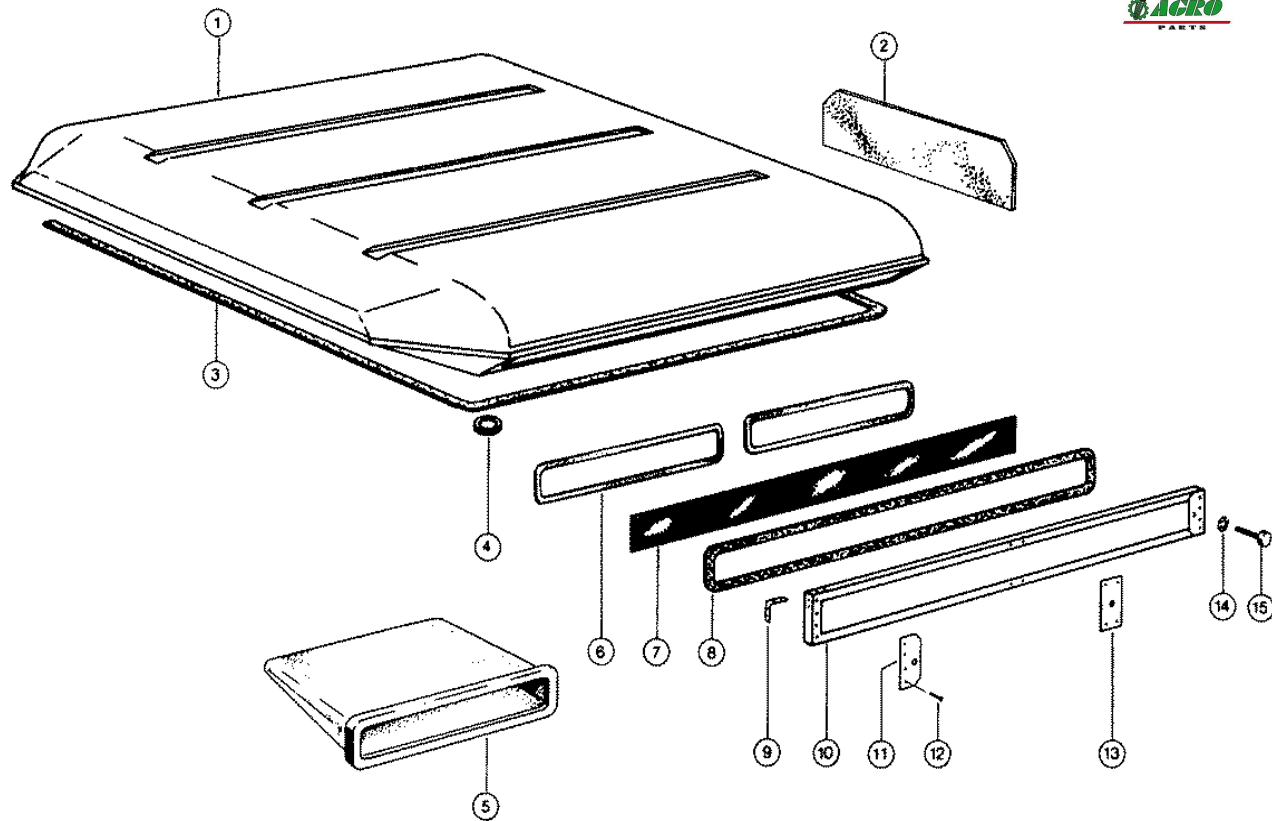
14.01.2008
Sheet 1
DOMINATOR 38

Characteristic: **CAB, VAR. 3356; ROOF**

Illustration: **169**



Pos.	Part-No.	Description	DIN	Dimension	Qty.	Remark
1	000 606 390 2	Roof			1	
2	000 606 483 0	Grill		.	2	
3	000 606 484 1	Sealing		2230lg	2	
4	000 606 485 0	Spring		Cd-4-630-04	4	
5	000 606 482 0	Frame			2	
6	000 606 487 0	Handle		Cd-4-630-06	4	
7	000 606 486 0	Hinge			6	
8	000 200 981 0	Sealing 20m		20x2x20000	N.B	
10	000 176 514 0	Filter mat			4	
11	000 176 515 0	Air filter			4	
12	000 606 473 1	Frame			4	
13	000 606 471 0	Lock			4	
14	000 606 416 0	Clamping frame			4	
15	000 606 410 0	Rubber disc		6 X 12x 2	2	



Characteristic: **CAB, VAR. 3356; ROOF**

Illustration: **169A**



Pos.	Part-No.	Description	DIN	Dimension	Qty.	Remark
1	000 071 524 0	Roof			1	
2	000 071 536 0	Filter			1	
3	000 201 480 0	Wood pulp strip		12x4 Selbstkleb	N.B	
4	000 606 410 0	Rubber disc		6 X 12x 2	2	
5	000 071 525 0	Filter bag			4	
6	000 201 354 0	Seal strip		1,0-3,5	N.B	
7	000 071 521 0	Grill		115x1102	2	
8	000 606 484 1	Sealing		2230lg	2	
9	000 606 398 1	Angle			2	
10	000 071 520 0	Frame		U 16/13x2x2476	2	
11	000 071 515 0	Plate		2x38x130	4	
12	000 238 018 1	Rivet	D7337	A 4,0x10	32	
13	000 071 516 0	Plate		2x40x130	2	
14	000 233 245 0	Starlock washer		8	6	
15	000 071 526 1	Knurled Bolt		m 8x 50	6	

Characteristic: **CAB WITH VENTILATION SYSTEM, VAR. 3356**

Illustration: **170**



Pos.	Part-No.	Description	DIN	Dimension	Qty.	Remark
1	000 062 899 1	Fan unit		Kp 400	1	
2	000 606 463 1	Console			1	
3	000 606 392 0	Leather disc		9x28x3	8	
4	000 606 379 0	Air intake hsg.		Cd-2-670-01	2	
5	000 606 393 3	Skylight front			1	
6	000 606 463 1	Console			1	from cabin No. 10600
6	000 606 464 0	Console rear			1	to cabin No. 10599
7	000 606 394 4	Skylight rear			1	
8	000 239 487 0	Nut		St6,3 - 2,5-3,0	14	
9	000 239 490 0	Hollow disc		7x15	14	
10	000 239 489 1	Fill.Head Screw	D7983	St 6,3x32-C-H	14	
11	000 177 450 0	Fan Wheel R.H.			1	
12	000 621 395 0	Gasket			2	
13	000 621 970 0	Wiper motor		12 V	1	
14	000 621 971 0	Wiping Arm+Blade			1	
14	000 621 878 1	Wiper blade			1	
15	000 620 348 1	Sun visor			1	
16	000 177 453 0	Fan housing			2	
17	000 177 452 0	Electric motor		12 V	1	
18	000 177 451 0	Fan wheel l.h.			1	
19	000 177 454 0	Vent.intake blind			2	
20	000 177 449 0	Resistance			1	
21	000 744 071 1	Relais			1	
22	000 643 896 0	Cable harness			1	from cabin No. 10600
22	000 606 467 2	Cable harness			1	to cabin No. 10599
23	000 606 494 1	Grill			2	
24	000 606 441 0	Frame			1	at ventilation system
25	000 177 455 0	Fan switch			1	
-	000 177 470 0	Draw knob		19mm/m.Schraube	4	
26	000 606 495 0	Electr.console		Cd-3-650-01	1	to cabin No. 10599
27	000 606 224 1	Supporting plate			1	
28	000 606 226 0	Cable jumper		Cd-4-650-04	1	to cabin No. 10599
29	000 606 498 0	Fuse box			1	to cabin No. 10599
30	000 178 701 0	Fuse			4	
31	000 606 496 0	Bulb			2	to cabin No. 10599
32	000 178 713 0	Soffit	D7260	1K 12v 18w	2	to cabin No. 10599
33	000 606 216 1	Deposit tray			1	
34	000 606 497 0	Wiper switch			2	to cabin No. 10599
35	000 606 228 0	Light switch			1	to cabin No. 10599
36	000 658 221 0	Wire		1 qmm 85lg	1	to cabin No. 10599
37	000 606 491 0	Isolation		Cd-4-641-03	1	
38	000 606 493 0	Isolation		Cd-4-642-03	1	
39	000 606 396 0	Isolation left		Cd-4-642-04	1	
39	000 606 492 0	Isolation right		Cd-4-642-02	1	
40	000 606 395 0	Isolation left		Cd-4-641-04	1	
40	000 606 490 0	Isolation right		Cd-4-641-02	1	
41	000 514 261 2	Sticker		Warm/Kalt	1	
42	000 178 712 0	Lamp	D7260	1K 12v 10w	2	from cabin No. 10600
43	000 071 532 0	Rocker switch			1	from cabin No. 10600
-	000 071 533 0	Switch insert			1	from cabin No. 10600
-	000 239 215 0	Lamp	D7260	1W5/1,2-12v 1,2w	1	from cabin No. 10600
44	000 071 530 0	Inner lamp			1	from cabin No. 10600
45	000 071 528 0	Electr.console			1	from cabin No. 10600
46	000 658 207 0	Fuse box			1	from cabin No. 10600

Characteristic: **CAB WITH VENTILATION SYSTEM, VAR. 3356**

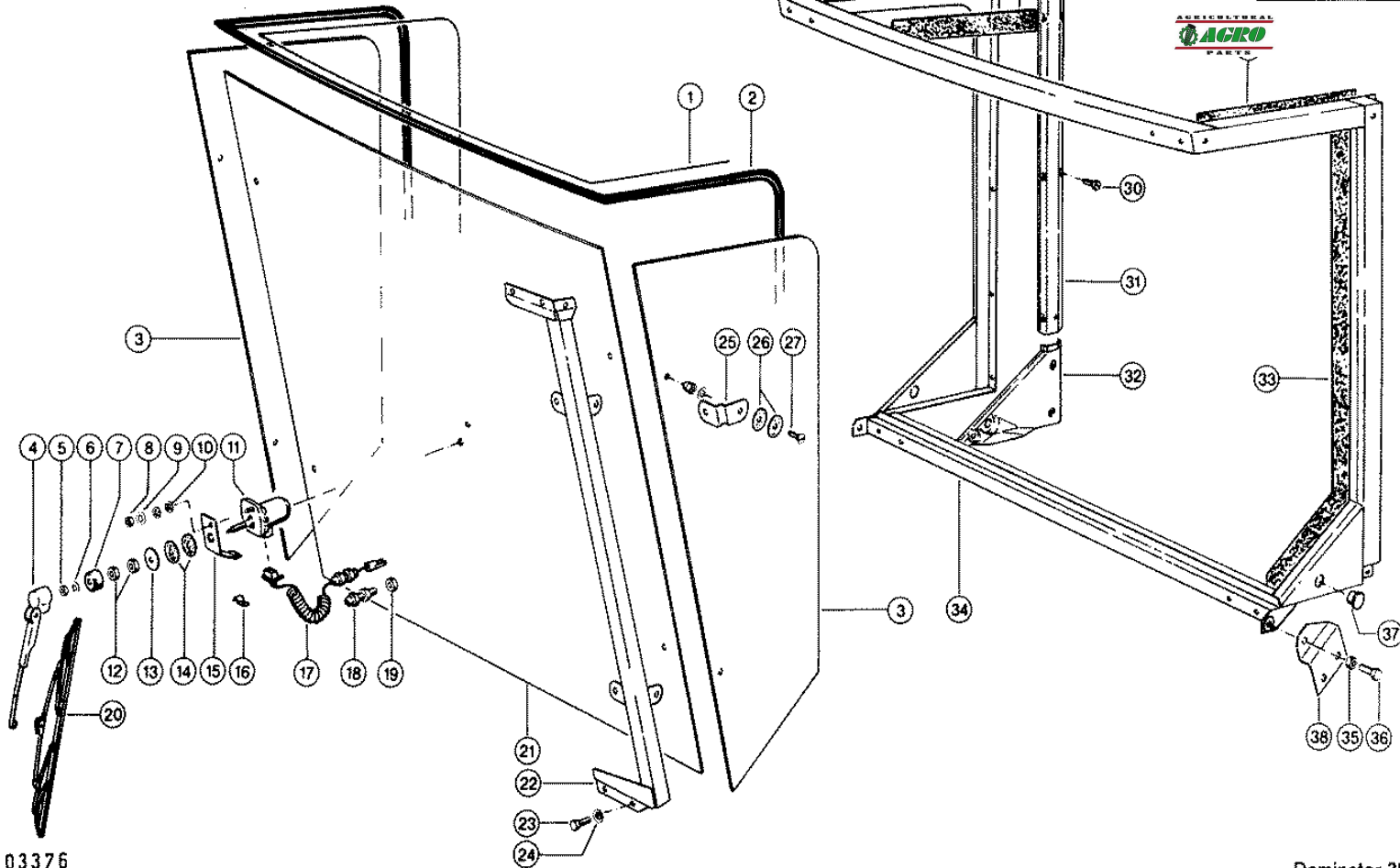
Illustration: **170**



Pos.	Part-No.	Description	DIN	Dimension	Qty.	Remark
1	000 062 899 1	Fan unit		Kp 400	1	
2	000 606 463 1	Console			1	
3	000 606 392 0	Leather disc		9x28x3	8	
4	000 606 379 0	Air intake hsg.		Cd-2-670-01	2	
5	000 606 393 3	Skylight front			1	
6	000 606 463 1	Console			1	from cabin No. 10600
6	000 606 464 0	Console rear			1	to cabin No. 10599
7	000 606 394 4	Skylight rear			1	
8	000 239 487 0	Nut		St6,3 - 2,5-3,0	14	
9	000 239 490 0	Hollow disc		7x15	14	
10	000 239 489 1	Fill.Head Screw	D7983	St 6,3x32-C-H	14	
11	000 177 450 0	Fan Wheel R.H.			1	
12	000 621 395 0	Gasket			2	
13	000 621 970 0	Wiper motor		12 V	1	
14	000 621 971 0	Wiping Arm+Blade			1	
14	000 621 878 1	Wiper blade			1	
15	000 620 348 1	Sun visor			1	
16	000 177 453 0	Fan housing			2	
17	000 177 452 0	Electric motor		12 V	1	
18	000 177 451 0	Fan wheel l.h.			1	
19	000 177 454 0	Vent.intake blind			2	
20	000 177 449 0	Resistance			1	
21	000 744 071 1	Relais			1	
22	000 643 896 0	Cable harness			1	from cabin No. 10600
22	000 606 467 2	Cable harness			1	to cabin No. 10599
23	000 606 494 1	Grill			2	
24	000 606 441 0	Frame			1	at ventilation system
25	000 177 455 0	Fan switch			1	
-	000 177 470 0	Draw knob		19mm/m.Schraube	4	
26	000 606 495 0	Electr.console		Cd-3-650-01	1	to cabin No. 10599
27	000 606 224 1	Supporting plate			1	
28	000 606 226 0	Cable jumper		Cd-4-650-04	1	to cabin No. 10599
29	000 606 498 0	Fuse box			1	to cabin No. 10599
30	000 178 701 0	Fuse			4	
31	000 606 496 0	Bulb			2	to cabin No. 10599
32	000 178 713 0	Soffit	D7260	1K 12v 18w	2	to cabin No. 10599
33	000 606 216 1	Deposit tray			1	
34	000 606 497 0	Wiper switch			2	to cabin No. 10599
35	000 606 228 0	Light switch			1	to cabin No. 10599
36	000 658 221 0	Wire		1 qmm 85lg	1	to cabin No. 10599
37	000 606 491 0	Isolation		Cd-4-641-03	1	
38	000 606 493 0	Isolation		Cd-4-642-03	1	
39	000 606 396 0	Isolation left		Cd-4-642-04	1	
39	000 606 492 0	Isolation right		Cd-4-642-02	1	
40	000 606 395 0	Isolation left		Cd-4-641-04	1	
40	000 606 490 0	Isolation right		Cd-4-641-02	1	
41	000 514 261 2	Sticker		Warm/Kalt	1	
42	000 178 712 0	Lamp	D7260	1K 12v 10w	2	from cabin No. 10600
43	000 071 532 0	Rocker switch			1	from cabin No. 10600
-	000 071 533 0	Switch insert			1	from cabin No. 10600
-	000 239 215 0	Lamp	D7260	1W5/1,2-12v 1,2w	1	from cabin No. 10600
44	000 071 530 0	Inner lamp			1	from cabin No. 10600
45	000 071 528 0	Electr.console			1	from cabin No. 10600
46	000 658 207 0	Fuse box			1	from cabin No. 10600

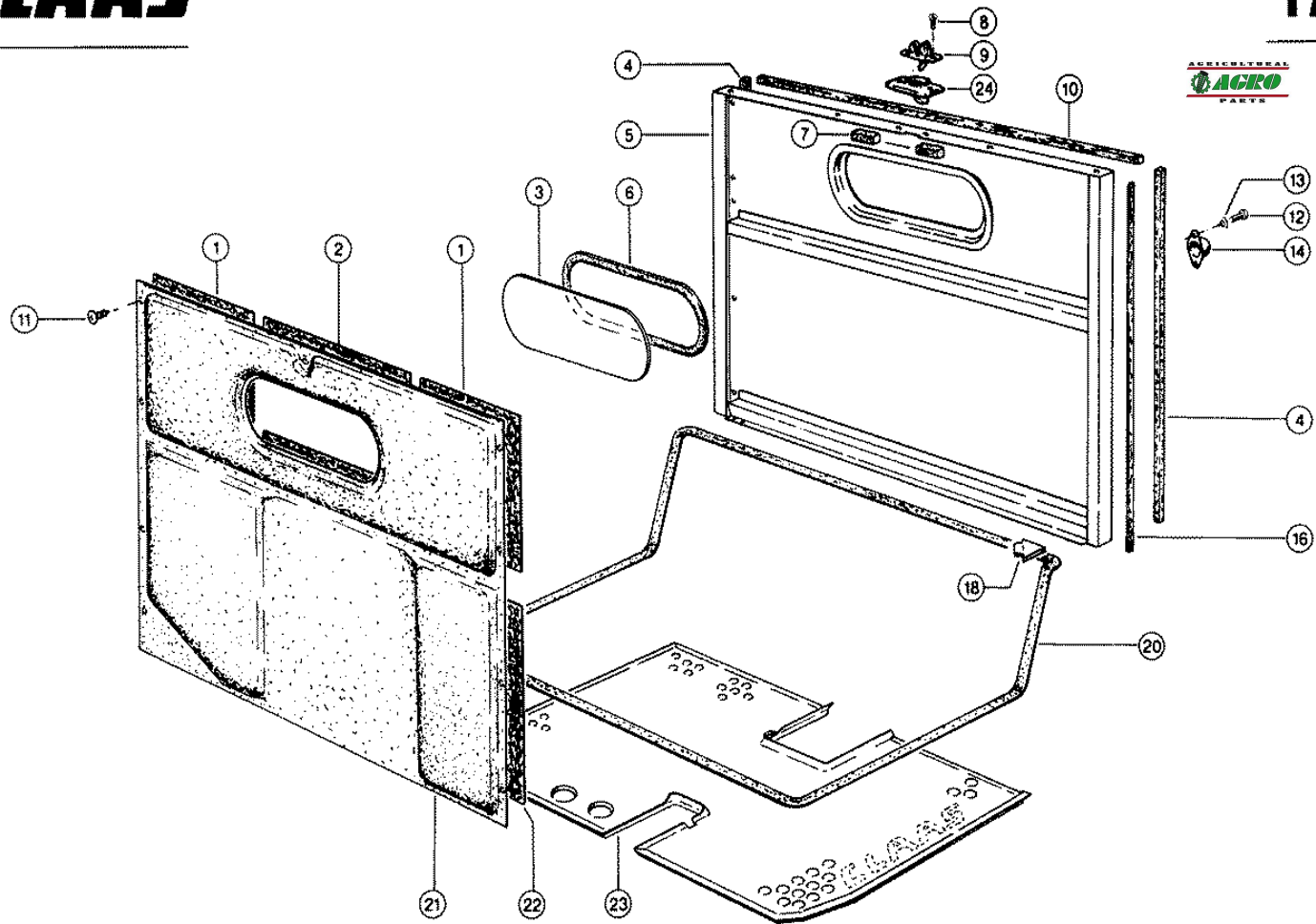
Characteristic: **CAB WITH VENTILATION SYSTEM, VAR. 3356**Illustration: **170**

Pos.	Part-No.	Description	DIN	Dimension	Qty.	Remark
1	000 062 899 1	Fan unit		Kp 400	1	
2	000 606 463 1	Console			1	
3	000 606 392 0	Leather disc		9x28x3	8	
4	000 606 379 0	Air intake hsg.		Cd-2-670-01	2	
5	000 606 393 3	Skylight front			1	
6	000 606 463 1	Console			1	from cabin No. 10600
6	000 606 464 0	Console rear			1	to cabin No. 10599
7	000 606 394 4	Skylight rear			1	
8	000 239 487 0	Nut		St6,3 - 2,5-3,0	14	
9	000 239 490 0	Hollow disc		7x15	14	
10	000 239 489 1	Fill.Head Screw	D7983	St 6,3x32-C-H	14	
11	000 177 450 0	Fan Wheel R.H.			1	
12	000 621 395 0	Gasket			2	
13	000 621 970 0	Wiper motor		12 V	1	
14	000 621 971 0	Wiping Arm+Blade			1	
14	000 621 878 1	Wiper blade			1	
15	000 620 348 1	Sun visor			1	
16	000 177 453 0	Fan housing			2	
17	000 177 452 0	Electric motor		12 V	1	
18	000 177 451 0	Fan wheel l.h.			1	
19	000 177 454 0	Vent.intake blind			2	
20	000 177 449 0	Resistance			1	
21	000 744 071 1	Relais			1	
22	000 643 896 0	Cable harness			1	from cabin No. 10600
22	000 606 467 2	Cable harness			1	to cabin No. 10599
23	000 606 494 1	Grill			2	
24	000 606 441 0	Frame			1	at ventilation system
25	000 177 455 0	Fan switch			1	
-	000 177 470 0	Draw knob		19mm/m.Schraube	4	
26	000 606 495 0	Electr.console		Cd-3-650-01	1	to cabin No. 10599
27	000 606 224 1	Supporting plate			1	
28	000 606 226 0	Cable jumper		Cd-4-650-04	1	to cabin No. 10599
29	000 606 498 0	Fuse box			1	to cabin No. 10599
30	000 178 701 0	Fuse			4	
31	000 606 496 0	Bulb			2	to cabin No. 10599
32	000 178 713 0	Soffit	D7260	1K 12v 18w	2	to cabin No. 10599
33	000 606 216 1	Deposit tray			1	
34	000 606 497 0	Wiper switch			2	to cabin No. 10599
35	000 606 228 0	Light switch			1	to cabin No. 10599
36	000 658 221 0	Wire		1 qmm 85lg	1	to cabin No. 10599
37	000 606 491 0	Isolation		Cd-4-641-03	1	
38	000 606 493 0	Isolation		Cd-4-642-03	1	
39	000 606 396 0	Isolation left		Cd-4-642-04	1	
39	000 606 492 0	Isolation right		Cd-4-642-02	1	
40	000 606 395 0	Isolation left		Cd-4-641-04	1	
40	000 606 490 0	Isolation right		Cd-4-641-02	1	
41	000 514 261 2	Sticker		Warm/Kalt	1	
42	000 178 712 0	Lamp	D7260	1K 12v 10w	2	from cabin No. 10600
43	000 071 532 0	Rocker switch			1	from cabin No. 10600
-	000 071 533 0	Switch insert			1	from cabin No. 10600
-	000 239 215 0	Lamp	D7260	1W5/1,2-12v 1,2w	1	from cabin No. 10600
44	000 071 530 0	Inner lamp			1	from cabin No. 10600
45	000 071 528 0	Electr.console			1	from cabin No. 10600
46	000 658 207 0	Fuse box			1	from cabin No. 10600



Characteristic: **CAB, VAR. 7018; FRONT FRAME**Illustration: **175**

Pos.	Part-No.	Description	DIN	Dimension	Qty.	Remark
1	000 622 624 0	Filling profile			N.B	6800 long
2	000 622 623 0	Profile frame			1	
3	000 622 622 0	Side glas		Ss grün Ö Bo	2	
4	000 622 636 0	Wiper arm			1	
5	000 236 169 0	Hexagonal nut	Iso4032	M6	1	
6	000 215 034 0	Serrated l.washer	D6798	A 6,4	1	
7	000 622 641 0	Cap			1	
8	000 237 216 0	Hexagonal nut	Iso4032	M5	1	
-	000 215 431 0	Guard cap		m 5 Gpn1000	1	
9	000 236 910 2	Washer	D125	5,3	1	
10	000 622 642 0	Rubber disc			2	
10	000 622 673 0	Rubber disc			2	
11	000 622 634 0	Wiper motor			1	
12	000 622 640 0	Hexagonal nut		M14x1	1	
13	000 622 639 0	Washer		14,5x50x2	1	
14	000 622 638 0	Rubber disc			2	
14	000 622 644 0	Rubber disc			2	
15	000 010 136 0	Angle		1,5x40x144,5	1	
16	000 236 400 0	Attaching Clamp	D72571	1x 8-5,2	1	
17	000 010 135 0	Wiring loom		Scheibenwischer	1	
18	000 417 261 0	Cable screw		Pg 11 Pozb	1	
19	000 412 459 0	Counter nut	Din46320	Pg 11	1	
20	000 622 637 1	Wiper blade			1	
21	000 622 621 0	Front window		5 X1382x1450	1	
22	000 622 626 0	Column l.h.		S	1	
22	000 622 627 0	Column r.h.		S	1	
23	000 237 439 0	Hexagonal screw	Iso4017	M08x16	10	
24	000 239 393 1	Contact washer		B 8	10	
25	000 622 613 1	Attaching Strap		1,5x50x99,2	4	
26	000 606 351 0	Rubber disc		Cd-4-300-01	16	
27	000 610 098 1	Flat head bolt		m 8x 20	8	
27	000 238 088 0	Cap nut	Din1587	m 8	8	
27	000 239 393 1	Contact washer		B 8	8	
28	000 622 913 0	Cover			1	
29	000 622 912 0	Cover			1	
30	000 242 788 1	Sheet metal screw	D6928	St3,9x 9,5-C	9	
31	000 622 728 0	Cover		Beige	1	
32	000 622 727 0	Sheeting R.H.		Beige	1	
33	000 622 914 0	Cover			1	
34	000 622 618 0	Front frame		S	1	
35	000 238 234 0	Securing nut	Iso7042	M12	2	
36	000 237 572 0	Hexagonal screw	Iso4017	M12x35	2	
37	000 238 271 0	Plug		D22,4-F	2	not at air conditioning
38	000 622 918 0	Cabin connector		4x90x111	1	
38	000 622 919 0	Cabin connector		4x90x111	1	
-	000 241 444 0	Silicone-rubber		Transparent	N.B	
-	000 410 224 0	Glue			N.B	



CLAAS SPARE PARTS LIST

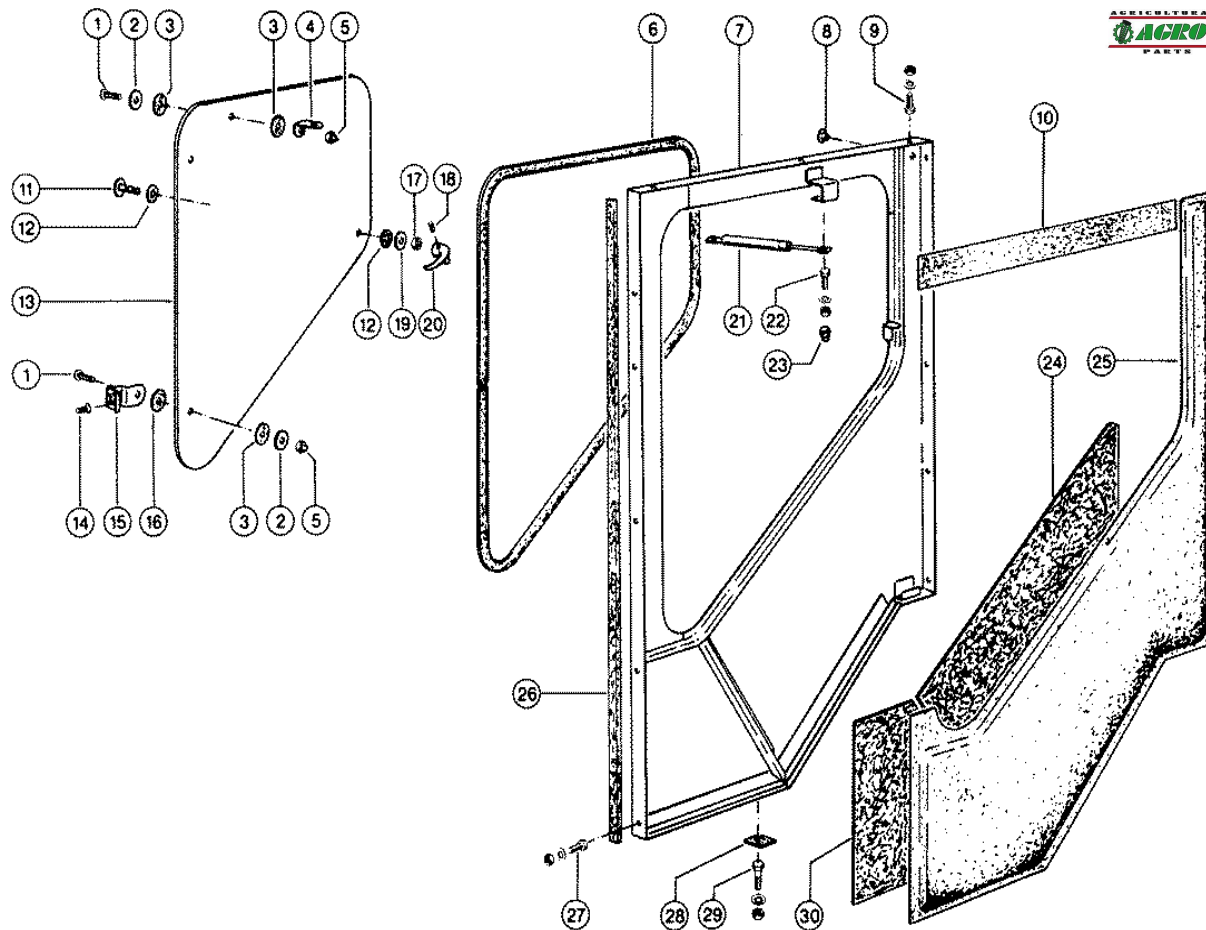
14.01.2008
Sheet 1
DOMINATOR 38

Characteristic: **CAB, VAR. 7018; REAR PANEL**

Illustration: **175A**



Pos.	Part-No.	Description	DIN	Dimension	Qty.	Remark
1	000 622 745 0	Insulation		2x330x400	2	
2	000 622 743 0	Insulation		2x100x530	2	
3	000 622 756 0	Rear panel glass		6x570x190	1	
4	000 201 118 1	Lip profile			N.B	1150 long
						from No. 15201440
4	000 205 350 0	Profile		20x30x2000	N.B	to No. 15201439
5	000 622 741 2	Rear panel		S	1	
6	000 200 985 1	Section			N.B	1420 long
7	000 205 350 0	Profile		20x30x2000	N.B	
8	000 237 061 0	Countersunk bolt	Iso10642	M 6 x 16	2	
9	000 609 636 1	Cover lock			1	
10	000 201 118 1	Lip profile			N.B	1350 long
						from No. 15201440
10	000 205 350 0	Profile		20x30x2000	N.B	to No. 15201439
11	000 215 434 0	Plastic plug		D 8 22,75lg	10	
12	000 237 439 0	Hexagonal screw	Iso4017	M08x16	14	
13	000 239 393 1	Contact washer		B 8	14	
14	000 622 748 0	Swing metal			2	
16	000 201 480 0	Wood pulp strip		12x4 Selbstkleb	N.B	1135 long
18	000 606 251 0	Corner metal seal			2	
20	000 606 217 1	Seal strip			1	
21	000 622 742 1	Cover			1	
-	000 514 417 0	Sticker		Dachverschluss	1	
22	000 622 747 0	Insulation		2x530x1000	1	
22	000 622 744 0	Insulation		2x200x530	1	
23	000 724 587 1	Floor mat			1	
24	000 622 833 0	Collar		2,8	1	from cabin No. 000700
-	000 410 224 0	Glue			N.B	



CLAAS SPARE PARTS LIST

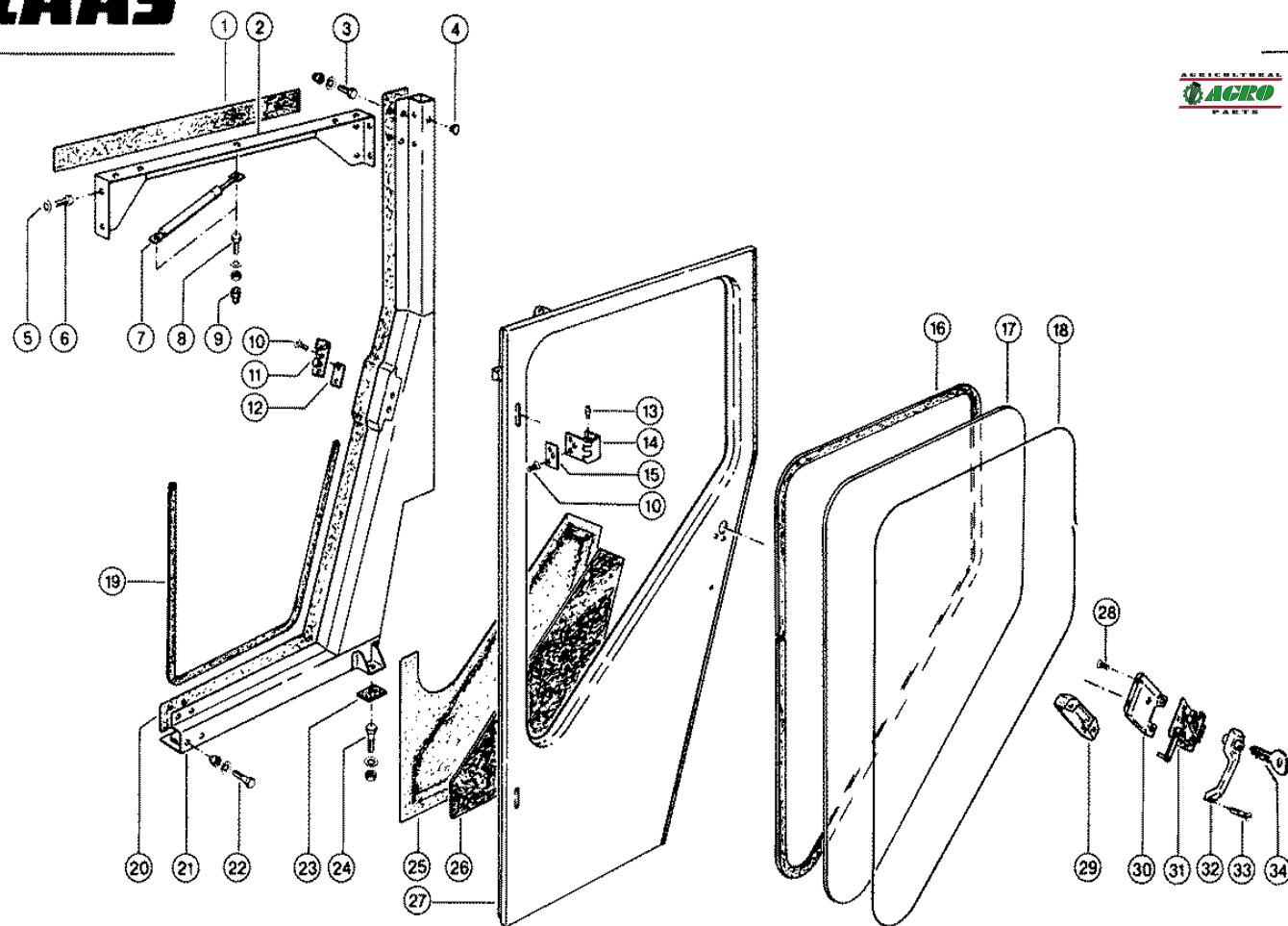
14.01.2008
Sheet 1
DOMINATOR 38

Characteristic: **CAB, VAR. 7018; SIDE PANEL R.H.**

Illustration: **175B**



Pos.	Part-No.	Description	DIN	Dimension	Qty.	Remark
1	000 610 098 1	Flat head bolt		m 8x 20	3	
2	000 237 957 0	Washer		8,5x30x3	3	
3	000 606 352 0	Rubber disc		Cd-4-300-02	4	
4	000 622 724 0	Gas spring bear.		30x3x74	1	
5	000 238 088 0	Cap nut	Din158	m 8	3	
6	000 201 354 0	Seal strip		1,0-3,5	N.B	2850 long
7	000 622 721 0	Side wall r.h.		S	1	
8	000 238 286 0	Plug		D14,6-F	1	
9	000 236 200 0	Hexagonal screw	Iso4017	M08x20	3	
9	000 236 170 0	Hexagonal nut	Iso4032	M8	3	
9	000 239 393 1	Contact washer		B 8	3	
10	000 622 917 0	Cover			1	
11	000 606 357 1	Pin			1	
12	000 606 358 0	Rubber disc		Cd-4-301-04/1	2	
13	000 622 723 0	Side Window R.H.		6 X 632x1087	1	
14	000 237 061 0	Countersunk bolt	Iso1064	m 6x 16	4	
15	000 606 381 0	Hinge			2	
16	000 606 351 0	Rubber disc		Cd-4-300-01	2	
17	000 237 786 0	Hexagonal nut	Iso4035	M10	1	
18	000 239 428 0	Threaded pin	I7434	m 5x16	1	
19	000 523 126 0	Washer		10,5x 35 X5	1	
20	000 606 360 0	Handle		Cd-4-301-06/1	1	
21	000 622 708 1	Gas spring			1	
22	000 237 439 0	Hexagonal screw	Iso4017	M08x16	2	
22	000 238 132 0	Securing nut	Iso7042	M08	2	
22	000 236 912 2	Washer	Din125	8,4	2	
23	000 215 432 0	Guard cap		m 8 Gpn1000	2	
24	000 622 729 0	Insulation			1	
25	000 622 725 1	Cover			1	
26	000 201 480 0	Wood pulp strip		12x4 Selbstkleb	N.B	1480 long
27	000 237 439 0	Hexagonal screw	Iso4017	M08x16	4	
27	000 610 097 1	Flat head bolt		m 8x 16	1	
27	000 236 170 0	Hexagonal nut	Iso4032	M8	5	
27	000 239 393 1	Contact washer		B 8	5	
28	000 606 219 1	Rubber pad			1	
29	000 237 573 0	Hexagonal screw	Iso4017	M12x50	1	
29	000 238 234 0	Securing nut	Iso7042	M12	1	
29	000 239 389 0	Contact washer		A12	1	
30	000 622 726 0	Insulation			1	
-	000 410 224 0	Glue			N.B	

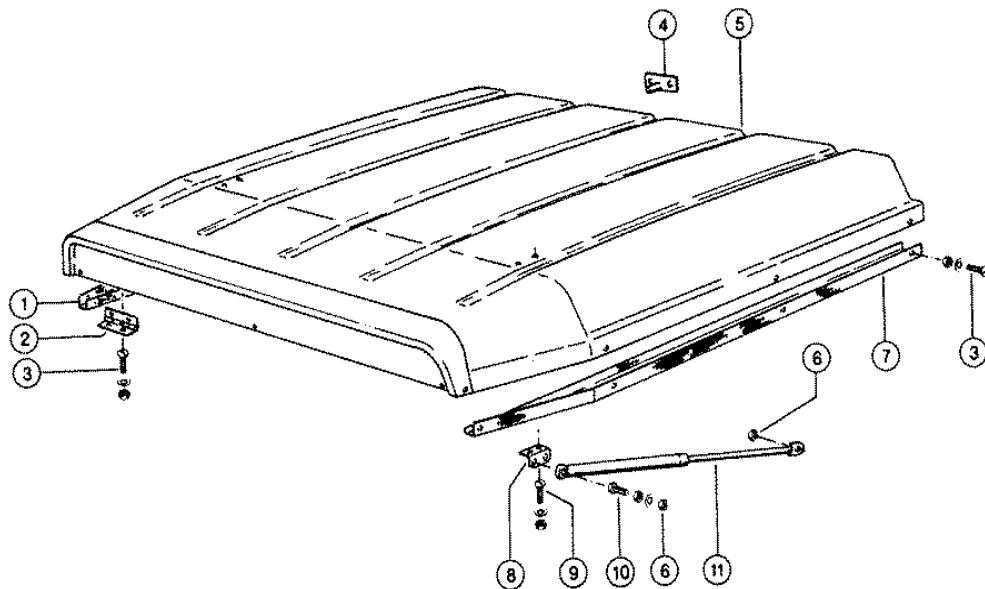


Characteristic: **CAB, VAR. 7018; SIDE PANEL L.H.**

Illustration: **175C**



Pos.	Part-No.	Description	DIN	Dimension	Qty.	Remark
1	000 622 915 0	Cover			1	
2	000 622 682 1	Reinfor. bar, l.h		S	1	
3	000 237 438 0	Hexagonal screw	Iso4017	m 8x12	5	
3	000 238 088 0	Cap nut	Din1587	m 8	5	
3	000 239 393 1	Contact washer		B 8	5	
4	000 238 286 0	Plug		D14,6-F	1	
5	000 239 393 1	Contact washer		B 8	5	
6	000 237 438 0	Hexagonal screw	Iso4017	m 8x12	5	
7	000 622 708 1	Gas spring			1	
8	000 237 439 0	Hexagonal screw	Iso4017	M08x16	2	
8	000 238 132 0	Securing nut	Iso7042	M08	2	
8	000 236 912 2	Washer	Din125	8,4	2	
9	000 215 432 0	Guard cap		m 8 Gpn1000	2	
10	000 237 068 0	Countersunk bolt	Iso10642	m 8x 20	8	
11	000 622 684 0	Locking key			1	
12	000 622 683 0	Threaded plate		6x30x62	1	
13	000 236 942 0	Grease nipple	D71412	As 6x1	2	
14	000 622 619 0	Door hinge			2	
15	000 622 620 0	Threaded plate		50x6x30	2	
16	000 622 703 0	Sealing profile			N.B	2850 long
17	000 622 702 0	Door glass		6 X 622x1071	1	
18	000 622 624 0	Filling profile			N.B	2850 long
19	000 201 354 0	Seal strip		1,0-3,5	N.B	3850 long
20	000 622 916 0	Cover			1	
21	000 622 681 0	Side part l.h.		S	1	
22	000 244 415 0	Hexagonal screw	Iso4017	m 8x55	2	
22	000 238 088 0	Cap nut	Din1587	m 8	2	
22	000 239 393 1	Contact washer		B 8	2	
23	000 606 219 1	Rubber pad			1	
24	000 237 573 0	Hexagonal screw	Iso4017	M12x50	1	
24	000 238 234 0	Securing nut	Iso7042	M12	1	
24	000 239 389 0	Contact washer		A12	1	
25	000 622 707 1	Door lining		Beige	1	
26	000 622 706 0	Insulation		2x475x530	1	
27	000 622 701 1	Door		S	1	
28	000 665 564 1	Flat head bolt		m 6x 12	5	
29	000 070 217 3	Cap			1	
30	000 622 704 0	Lock cover		1,5x116x148	1	
31	000 622 705 0	Door lock			1	
32	000 622 709 1	Push-button lever			1	
33	000 241 254 0	Countersunk bolt	D963	m 6x45	1	
34	000 622 716 0	Door key		1001	1	
-	000 410 224 0	Glue			N.B	



CLAAS SPARE PARTS LIST

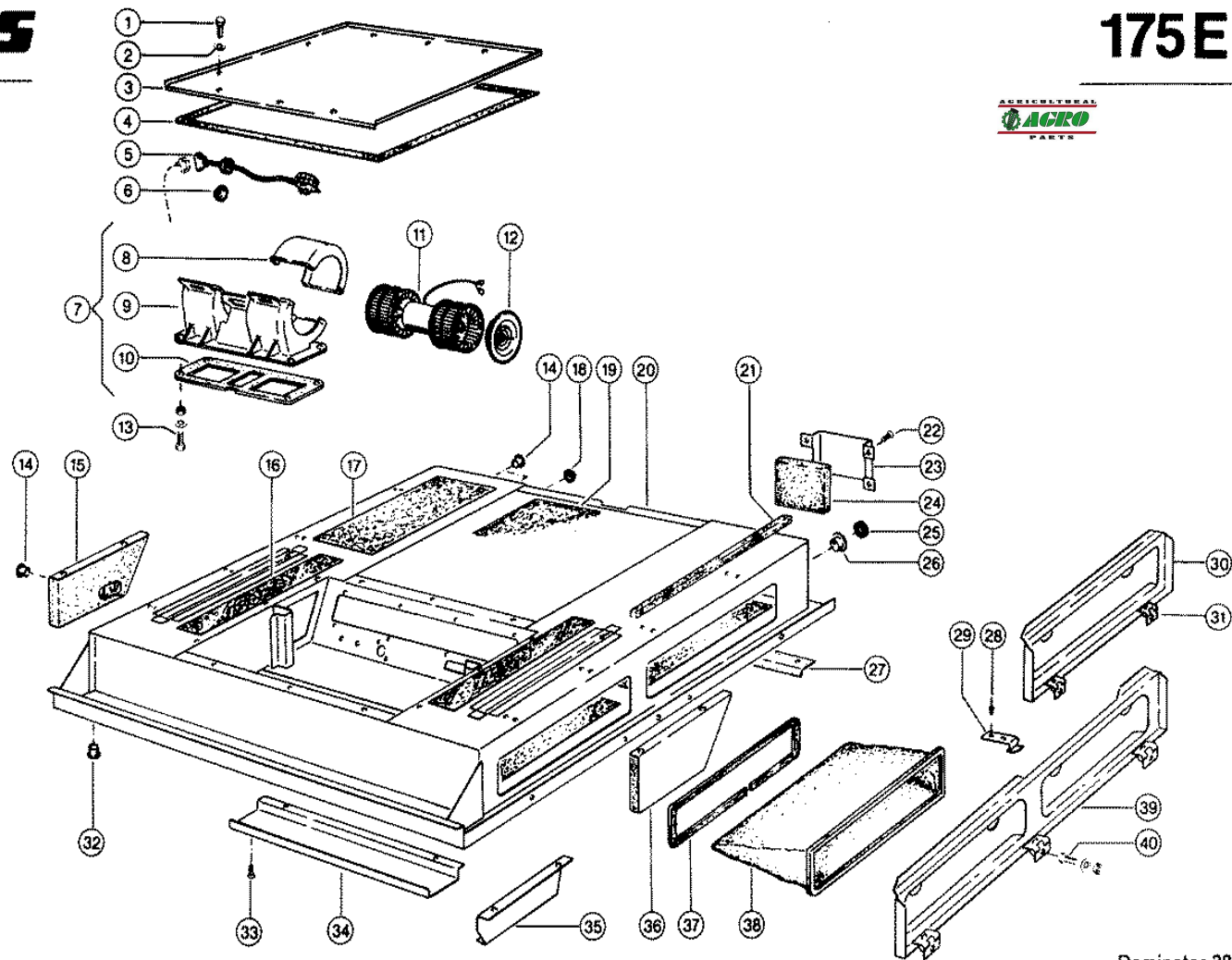
14.01.2008
Sheet 1
DOMINATOR 38

Characteristic: **CAB, VAR. 7018; ROOF**

Illustration: **175D**

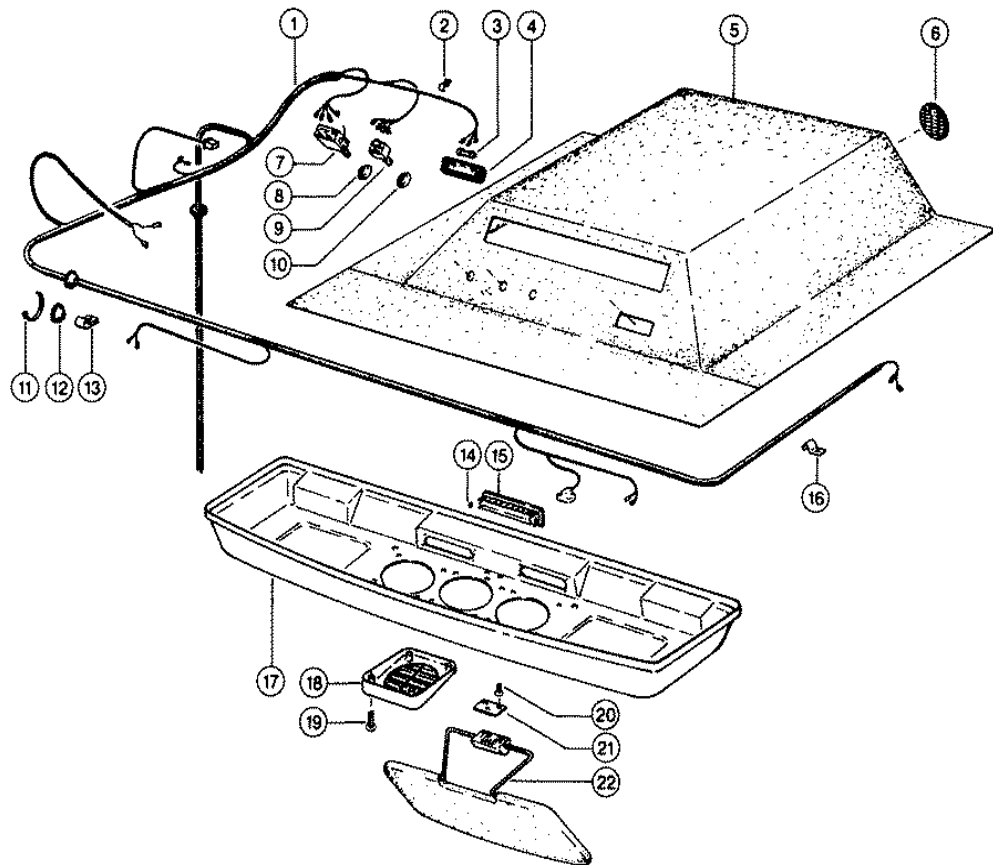


Pos.	Part-No.	Description	DIN	Dimension	Qty.	Remark
1	000 622 779 1	Screen r.h.		1x96x1445	1	
2	000 606 737 1	Hinge		60x101	2	
3	000 636 792 1	Flat head bolt		m 6x 16	14	
3	000 236 169 0	Hexagonal nut	Iso4032	M6	14	
3	000 239 392 0	Contact washer		B 6	14	
4	000 622 780 0	Hood holder			1	
5	000 622 777 2	Cabin roof			1	
-	000 514 393 0	Sticker		Claas	1	
6	000 238 132 0	Securing nut	Iso7042	M08	4	
7	000 622 778 1	Screen l.h.		1x96x1445	1	
8	000 622 781 0	Gas spring bear.			2	
9	000 610 097 1	Flat head bolt		m 8x 16	4	
9	000 236 170 0	Hexagonal nut	Iso4032	M8	4	
9	000 239 393 1	Contact washer		B 8	4	
10	000 244 378 0	Hexagonal screw	Iso4017	m 8x25	2	
10	000 236 170 0	Hexagonal nut	Iso4032	M8	2	
10	000 236 912 2	Washer	Din125	8,4	2	
11	000 622 786 0	Gas spring			2	



Characteristic: **CAB, VAR. 7018; ROOF**Illustration: **175E**

Pos.	Part-No.	Description	DIN	Dimension	Qty.	Remark
1	000 237 464 0	Hexagonal screw	Iso4017	M06x12	10	
2	000 239 392 0	Contact washer		B 6	10	
3	000 622 772 0	Cover		1x640x667	1	
4	000 201 480 0	Wood pulp strip		12x4 Selbstkleb	N.B	2260 long
5	000 622 764 0	Resistance			1	
6	000 215 409 0	Cable ring		C10-18x30x1,5	1	
7	000 622 763 1	Fan			1	
8	000 622 924 0	Half-bowl			2	
9	000 622 922 0	Housing			1	
10	000 622 923 0	Gasket			1	
11	000 622 920 0	Fan wheel			1	
12	000 622 921 0	Border			2	
13	000 237 465 0	Hexagonal screw	Iso4017	M06x16	4	
13	000 237 983 0	Securing nut	Iso7042	M06	4	
13	000 236 180 0	Washer	D9021	6,4	4	
14	000 238 886 2	Plug		D30,5-F	5	
15	000 622 829 0	Baffle R.H.			1	
16	000 622 743 0	Insulation		2x100x530	4	
17	000 622 744 0	Insulation		2x200x530	4	
18	000 215 409 0	Cable ring		C10-18x30x1,5	1	at air conditioning
19	000 622 746 0	Insulation		2x500x530	1	
19	000 622 749 0	Insulation		2x400x250	2	
20	000 622 762 1	Roof		S	1	
21	000 205 368 0	Seal foam		15x20x2000	2	1300 long
22	000 242 788 1	Sheet metal screw	D6928	St3,9x 9,5-C	8	
23	000 622 767 1	Exhaust air panel		1x150x254,5	2	
24	000 622 768 0	Filter mat			2	
25	000 238 456 0	Cable ring		A30x38x1,6	1	at air conditioning
26	000 238 457 0	Plug		D38,4-F	1	
27	000 622 817 0	Final bar			1	
28	000 236 701 1	Rivet	Din7337	A 3,2x 6	16	
29	000 622 775 0	Flat spring			8	
30	000 622 773 0	Filter Frame L.H			4	to construction year 1987
31	000 505 737 3	Hinge		48x 45	6	(8)
32	000 238 271 0	Plug		D22,4-F	2	
33	000 237 935 1	Sheet metal screw	D6928	St3,5x 9,5-C	5	
34	000 622 812 0	Cover plate		0,75x144,5x570	1	
35	000 622 787 0	Bracket l.h.			1	
35	000 622 788 0	Bracket r.h.			1	
36	000 622 828 0	Baffle L.H.			1	
37	000 201 354 0	Seal strip		1,0-3,5	N.B	
38	000 071 525 0	Filter bag			4	
39	000 622 941 1	Filter Frame L.H			1	from construction year 1988
39	000 622 942 1	Filter Frame R.H			1	from construction year 1988
40	000 237 464 0	Hexagonal screw	Iso4017	M06x12	6	(8)
40	000 236 169 0	Hexagonal nut	Iso4032	M6	6	(8)
40	000 239 392 0	Contact washer		B 6	6	(8)
-	000 201 843 0	Silicone-rubber		Lichtgrau 300ml	N.B	



CLAAS SPARE PARTS LIST

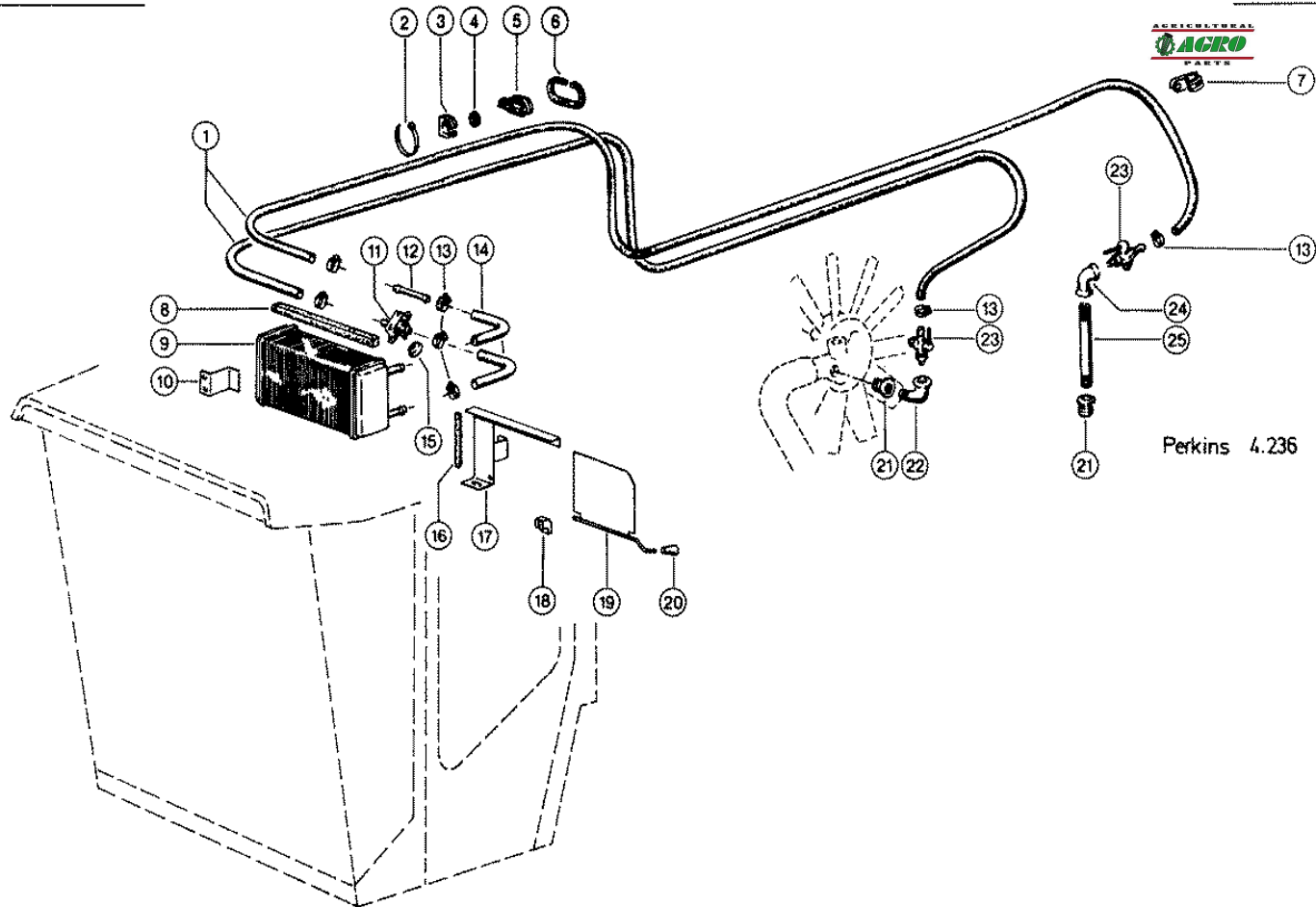
14.01.2008
Sheet 1
DOMINATOR 38

Characteristic: **CAB, VAR. 7018; ROOF**

Illustration: **175F**



Pos.	Part-No.	Description	DIN	Dimension	Qty.	Remark
1	000 010 130 2	Wiring loom		Kabine	1	
2	000 237 716 0	Attaching Clamp	D7257	11x12-5,2	1	
3	000 178 712 0	Lamp	D7260	1K 12v 10w	1	
4	000 071 530 0	Inner lamp			1	
5	000 622 769 2	Roof housing		Beige	1	
6	000 622 771 0	Louvre			2	
7	000 622 841 0	Temp.Switch			1	at air conditioning
8	000 622 842 0	Control knob			1	at air conditioning
9	000 622 765 0	Fan switch			1	
10	000 622 766 0	Control knob			1	
11	000 755 646 0	Cable band		Min. 3,5x142	3	
12	000 215 409 0	Cable ring		C10-18x30x1,5	3	
13	000 215 404 0	Pipe clamp	Din3016	A1-16x20	2	
14	000 215 402 0	Attaching clip		3,1	8	
15	000 622 770 0	Louvre			2	
16	000 238 129 0	Attaching Clamp	D7257	11x15x8,2	5	
17	000 622 783 0	Air outlet panel			1	
18	000 606 494 1	Grill			3	
19	000 242 804 1	Sheet metal screw	D7981	St3,9x32-C-H	6	
19	000 242 713 1	Fill.Head Screw	D7981	St3,9x16-C-H	6	
20	000 241 278 0	Countersunk bolt	D963	W.Ers.D.241278	3	
21	000 622 784 0	Threaded plate		4x40x100	1	
22	000 622 785 1	Sun visor			1	

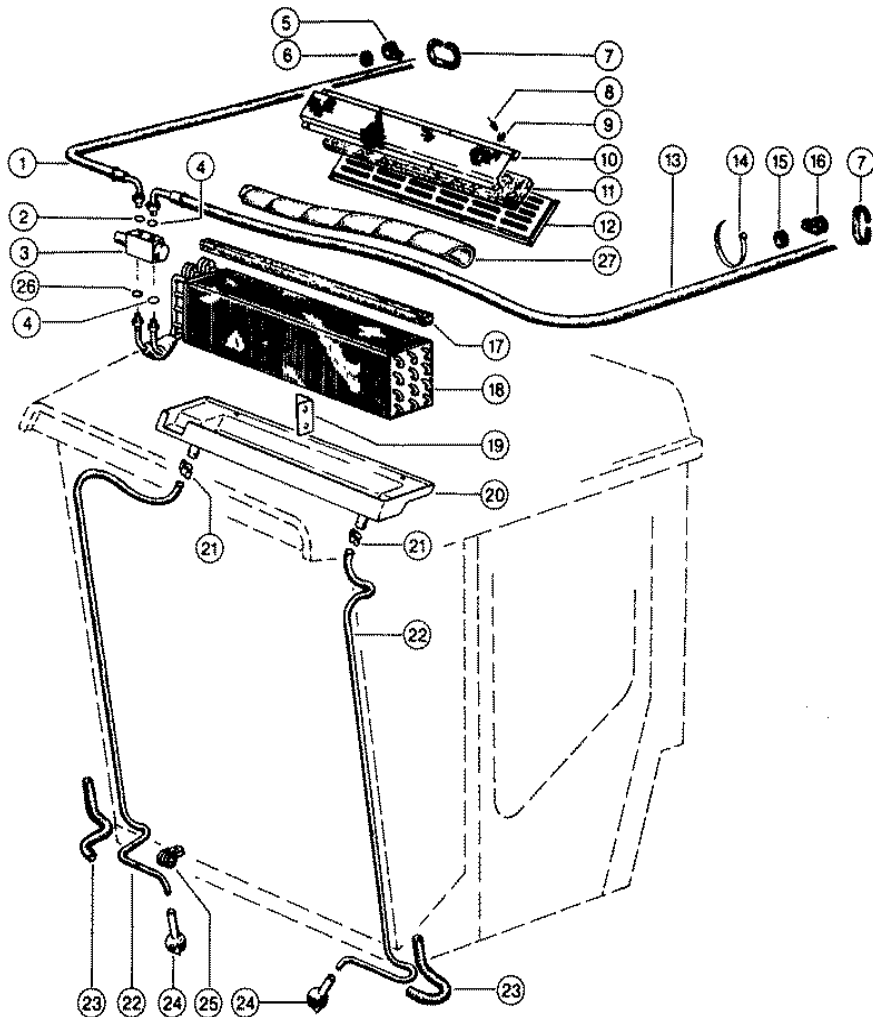


Characteristic: **CAB HEATER, VAR. 7057**

Illustration: **175G**



Pos.	Part-No.	Description	DIN	Dimension	Qty.	Remark
1	000 205 351 0	Tube		15x3,5x40000	N.B	3700 long
2	000 755 646 0	Cable band		Min. 3,5x142	5	
3	000 417 436 0	Clamp collar band		Pg 16	1	
4	000 238 250 0	Cable ring		A24x30x3,5	4	
5	000 238 247 0	Pipe clamp		Rsgu 1.2x23/15	5	
6	000 200 706 0	Edge protector		Hellgrau	N.B	
7	000 215 394 0	Pipe clamp	Din3016	DN1-24x20	1	
8	000 205 350 0	Profile		20x30x2000	N.B	320 long
9	000 622 870 0	Heater core			1	
10	000 622 865 0	Z-profile		2x100x50	1	
11	000 622 872 0	Valve			1	
12	000 622 876 0	Union		15x1,5x60	1	
13	000 215 408 0	Hose clamp	D3017	W.Ers.D.2154081	8	
14	000 622 871 0	Elbow			2	
15	000 622 874 0	Control knob			1	
16	000 201 480 0	Wood pulp strip		12x4 Selbstkleb	N.B	
17	000 622 861 0	Bracket			1	
18	000 622 879 0	Clamp bearing			2	
19	000 622 866 0	Cover			1	
20	000 622 878 0	Handle		für D 5	1	
21	000 405 243 0	Reducing nipple	D2950	1/2zx3/8z N4	2	
22	000 405 126 0	Angular piece	D2950	3/8z A4	1	
23	000 622 875 1	Stop tap		Dn 8 Pn25	2	
24	000 405 115 0	Angle	D2950	3/8-A1	1	
25	000 716 332 1	Pipe nipple		3/8zx130	1	
-	000 514 416 0	Sticker		Warm-Kalt	1	



CLAAS SPARE PARTS LIST

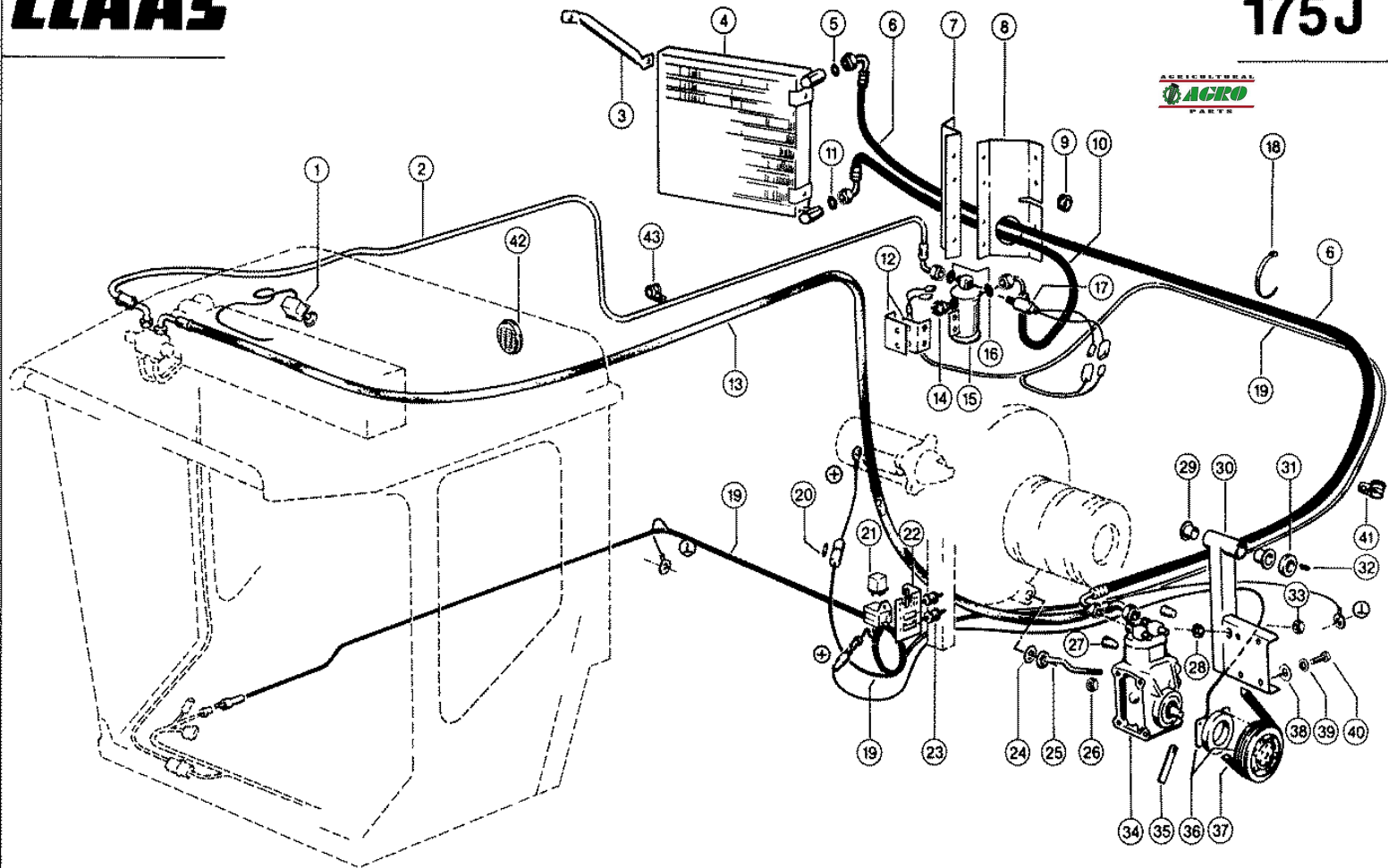
14.01.2008
Sheet 1
DOMINATOR 38

Characteristic: **CAB, AIR CONDITIONER, VAR. 7019 AND 7020**

Illustration: **175H**



Pos.	Part-No.	Description	DIN	Dimension	Qty.	Remark
1	000 622 911 0	Hose pipe		Dn 5x4100	1	
2	000 211 600 1	O-ring	Din3771	17,65x1,78-N	1	
3	000 622 838 1	Expansion valve			1	
4	000 211 602 1	O-ring	D3771	14 X1,78-N	2	
5	000 812 991 0	Pipe clamp	Din3016	DN1-15x20	1	
6	000 215 409 0	Cable ring		C10-18x30x1,5	2	
7	000 200 706 0	Edge protector		Hellgrau	N.B	
8	000 237 812 1	Rivet	D7337	A 4,0x 8	13	
9	000 236 979 1	Washer	D125	4,3	13	
10	000 622 845 1	Grill		0,75x123x530	1	
11	000 622 844 1	Filter mat			1	
12	000 622 843 0	Grill		530x 80	1	
13	000 622 910 0	Hose pipe		Dn 10x5150	1	
14	000 755 646 0	Cable band		Min. 3,5x142	4	
15	000 622 932 0	Cable ring		C21-28x38x1,5	2	
16	000 215 394 0	Pipe clamp	Din3016	DN1-24x20	1	
17	000 205 350 0	Profile		20x30x2000	N.B	580 long
18	000 622 836 1	Evaporator			1	
19	000 622 839 0	Angle		1,5x85x67	1	
20	000 622 840 1	Tub			1	
21	000 238 269 0	Hose clip		15-18	2	
22	000 410 314 1	Tube		10x14	N.B	
23	000 412 004 0	Pvc-tube		Nw 17	N.B	
24	000 622 846 0	Tube			2	
25	000 215 226 0	Pipe clamp	Din3016	DN1-21x20	2	
26	000 211 601 1	O-ring	D3771	11,1 X1,78-N	1	
27	000 205 423 0	Isolating strip		50x3 Verhautet	N.B	
-	000 201 843 0	Silicone-rubber		Lichtgrau 300ml	N.B	



CLAAS SPARE PARTS LIST

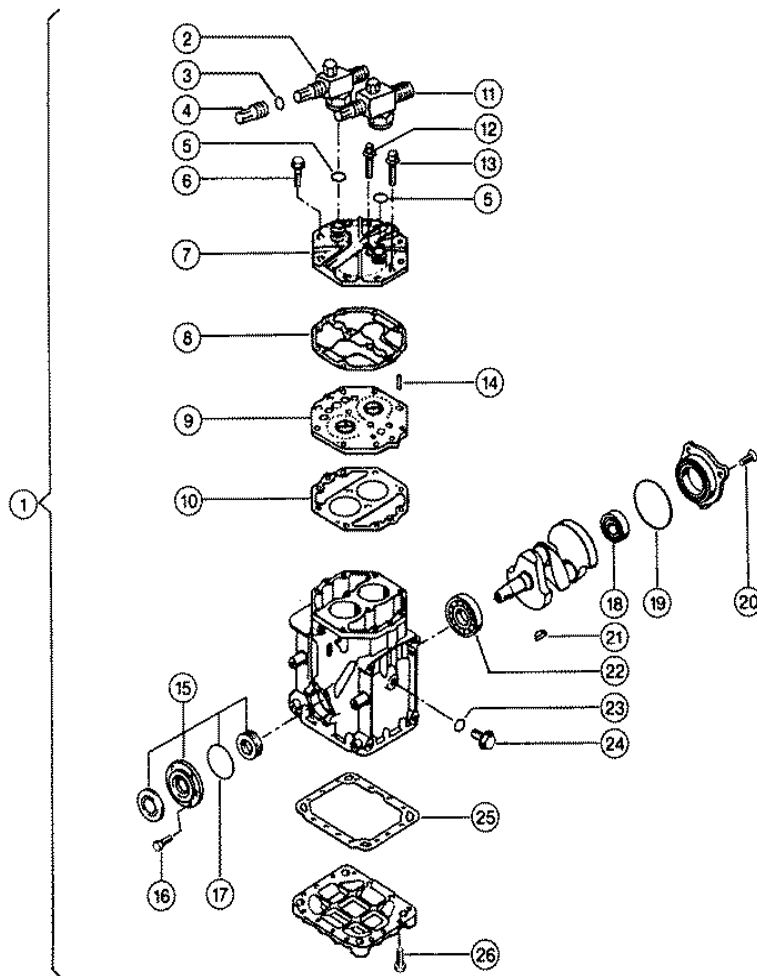
14.01.2008
Sheet 1
DOMINATOR 38

Characteristic: **CAB, AIR CONDITIONER, VAR. 7019 AND 7020**

Illustration: **175J**



Pos.	Part-No.	Description	DIN	Dimension	Qty.	Remark
1	000 622 841 0	Temp.Switch			1	
1	000 622 842 0	Control knob			1	
2	000 622 911 0	Hose pipe		Dn 5x4100	1	
3	000 727 747 1	Support			1	
4	000 727 744 1	Condensor			1	
5	000 211 601 1	O-ring	D3771	11,1 X1,78-N	1	
6	000 727 750 0	Air-cond.tubing		2260 Lg	1	
7	000 727 745 1	Support		3x126,5x513	1	
8	000 727 746 0	Gusset plate		1,5x198x390	1	
9	000 238 250 0	Cable ring		A24x30x3,5	2	
10	000 727 749 0	Air-cond.tubing		640 Lg	1	
11	000 211 600 1	O-ring	Din3771	17,65x1,78-N	1	
12	000 622 860 0	Angle		2,5x75x65	2	
13	000 622 910 0	Hose pipe		Dn 10x5150	1	
14	000 622 808 0	Lp Switch			1	
15	000 727 748 0	Filter-drier			1	
16	000 211 600 1	O-ring	Din3771	17,65x1,78-N	2	
17	000 727 756 0	High press.switch			1	
18	000 755 646 0	Cable band		Min. 3,5x142	16	
19	000 727 108 0	Wiring loom			1	
20	000 178 701 0	Fuse			1	
21	000 744 071 1	Relais			1	
22	000 010 117 0	Relay holder			1	
23	000 676 878 1	Swing metal		m 6 20x 25	2	
24	000 236 948 0	Washer		16,5x 28 X1,5	1	
25	000 726 789 0	Eyebolt			1	
26	000 236 171 0	Hexagonal nut	Iso4032	M10	1	
27	000 176 762 0	Lock cap			2	
28	000 928 101 0	Domed washer			1	
29	000 008 551 0	Bushing		30 X 34 X30	2	
30	000 727 757 0	Support			1	
31	000 500 309 2	Adjusting ring		A30e8x45x15/M10	1	
32	000 236 552 0	Threaded pin	Iso4029	M10x 8	1	
33	000 237 947 0	Securing nut	Iso7042	M10	1	
34	000 621 029 0	Compressor cpl		R 12	1	see illustration plate 175 K
35	000 241 419 1	One-mouth wrench		Z1/4	1	
36	000 622 877 1	Magnetic clutch			1	
37	000 783 268 1	V-belt, narrow			1	
38	000 244 136 0	Washer	D125	10,5	4	
39	000 239 388 0	Contact washer		A10	4	
40	000 238 017 0	Hexagonal screw		3/8-16x1 1/4	4	
41	000 215 394 0	Pipe clamp	Din3016	D1-24x20	8	
42	000 622 771 0	Louvre			2	
43	000 812 991 0	Pipe clamp	Din3016	D1-15x20	4	



CLAAS SPARE PARTS LIST

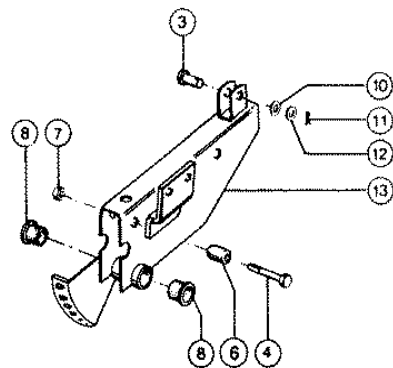
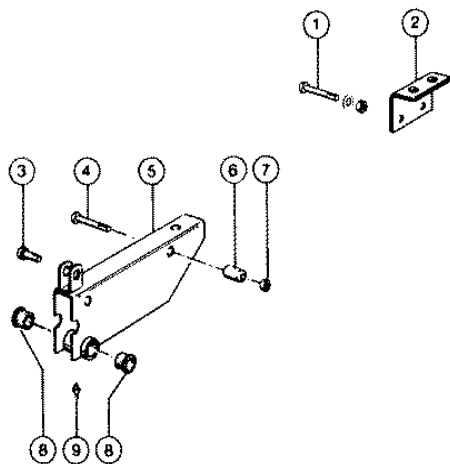
14.01.2008
Sheet 1
DOMINATOR 38

Characteristic: **"YORK"-COMPRESSOR (AIR CONDITIONER)**

Illustration: **175K**

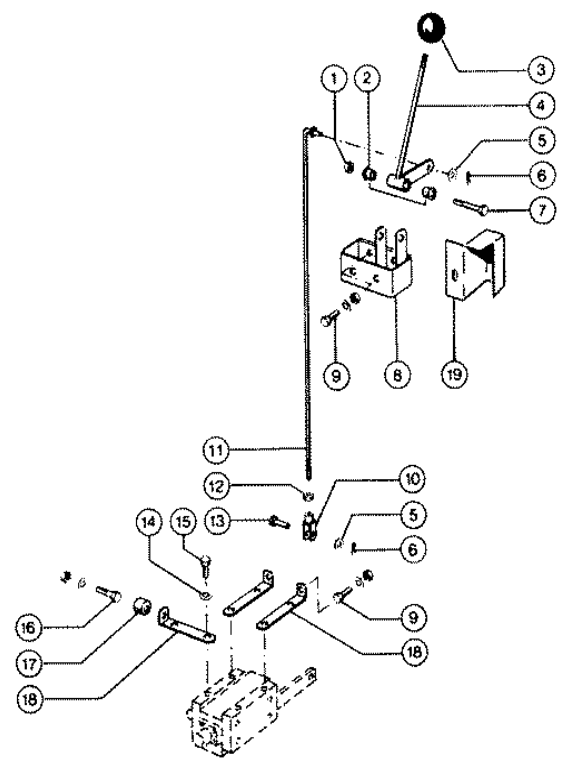


Pos.	Part-No.	Description	DIN	Dimension	Qty.	Remark
1	000 621 029 0	Compressor cpl		R 12	1	
2	000 176 760 0	Valve		3/4-16	1	
3	000 176 763 0	Seal ring			2	
4	000 176 762 0	Lock cap			2	
5	000 176 621 0	Seal ring			2	
6	000 211 721 0	Hexagonal screw		5/16-18x1 3/8	8	
7	000 176 639 0	Cylinder head		mit Dichtsä.	1	with Item 8 and 10
8	000 176 635 0	Gasket		F. Zylinderkopf	1	
9	000 176 634 0	Valve plate		mit Dichtsatz	1	with Item 8 and 10
10	000 176 636 0	Gasket		F. Ventilplatte	1	
11	000 176 761 0	Valve		7/8 -14	1	
12	000 211 722 0	Hexagonal screw		5/16-18x1 17/32	2	
13	000 211 721 0	Hexagonal screw		5/16-18x1 3/8	2	
14	000 176 631 0	Fitting pin			2	
15	000 176 627 0	Seal set		F. Kurbelwelle	1	
16	000 176 629 0	Screw		10-24x15/32-3a	6	
17	000 176 628 0	O-ring			1	
18	000 235 909 0	Grvd.ball bearing	D625	6203	1	
19	000 176 630 0	O-ring			1	
20	000 211 720 0	Screw		1/4 -20x 5/8	4	
21	000 176 619 0	Woodruff key			1	
22	000 176 624 0	Ball bearing			1	
23	000 211 820 1	O-ring	D3771	9,25x1,78 W.E	2	
24	000 176 632 0	Fill-in screw		3/8 -24x 1/2	2	
25	000 176 637 0	Gasket		F. Grundplatte	1	
26	000 176 638 0	Screw		1/4 -20x 3/4	14	



Characteristic: **HYDR.FORE AND AFT REEL ADJUSTMENT; REEL BEARING**Illustration: **180**

Pos.	Part-No.	Description	DIN	Dimension	Qty.	Remark
1	000 235 536 0	Hexagonal screw	Iso4014	M10x60	2	
1	000 236 171 0	Hexagonal nut	Iso4032	M10	2	
1	000 239 388 0	Contact washer		A10	2	
2	000 690 779 1	Support r.h.		100x6x108	1	
3	000 233 840 0	Pin	I2341	B16h11x 40x35	2	
4	000 237 815 0	Hexagonal screw	Iso4014	M12x65	4	
5	000 690 787 0	Reel Bearing R.H.			1	
6	000 688 383 0	Roller		25,15x40	4	
7	000 238 234 0	Securing nut	Iso7042	M12	4	
8	000 008 550 0	Bushing		30 X 34 X21	4	
9	000 236 942 0	Grease nipple	D71412	As 6x1	2	
10	000 238 205 0	Washer		16,5x 33 X2	2	
11	000 235 090 0	Split pin	I1234	4 X 28	2	
12	000 235 127 2	Washer	D125	17	2	
13	000 727 386 1	Reel bearing l.h.		S	1	

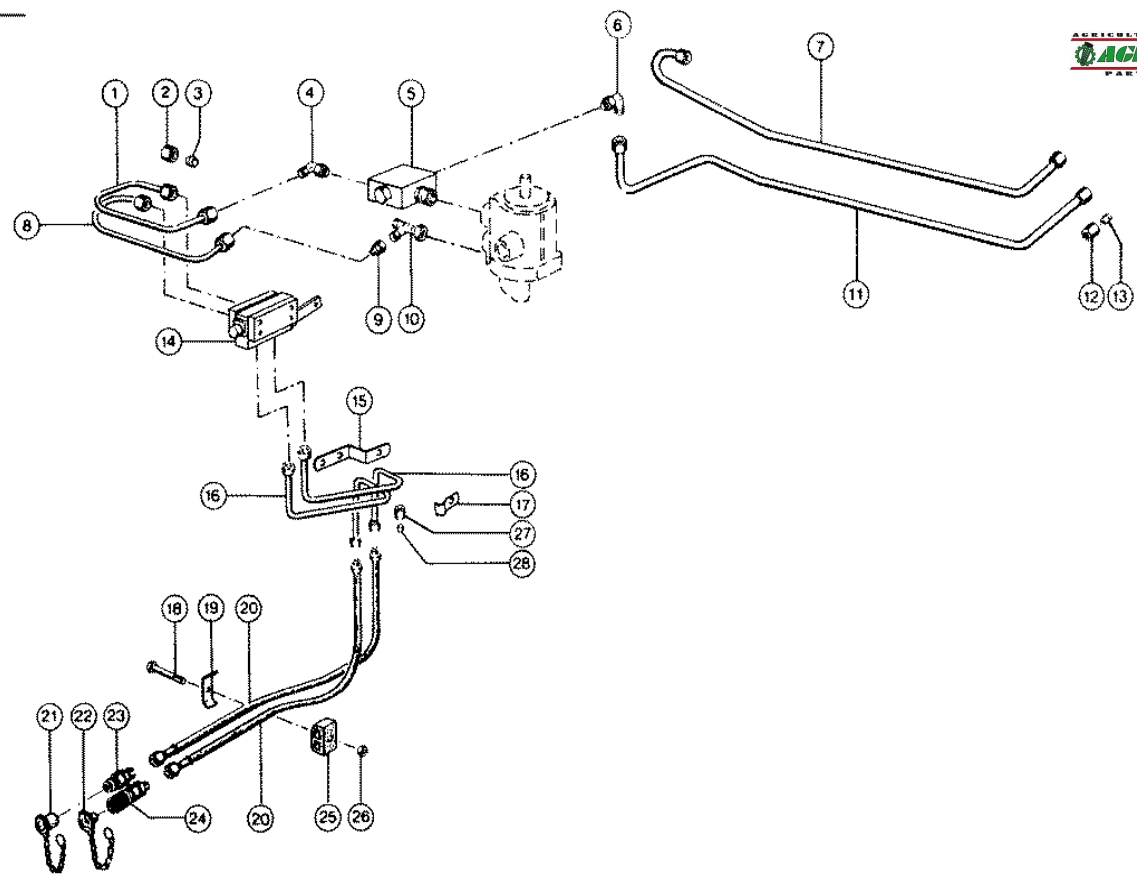


Characteristic: **HYDR.FORE AND AFT REEL ADJUSTMENT; OPERATION**

Illustration: **181**



Pos.	Part-No.	Description	DIN	Dimension	Qty.	Remark
1	000 237 947 0	Securing nut	Iso7042	M10	1	
2	000 600 051 1	Bushing		10 X 14 X11	2	
3	000 631 752 0	Ball knob	D319	C 50	1	
4	000 682 632 0	Lever			1	
5	000 236 912 2	Washer	Din125	8,4	2	
6	000 235 109 0	Split pin	I1234	2 X 12	2	
7	000 235 536 0	Hexagonal screw	Iso4014	M10x60	1	
8	000 682 635 1	Bearing			1	
9	000 236 200 0	Hexagonal screw	Iso4017	M08x20	4	
9	000 236 170 0	Hexagonal nut	Iso4032	M8	4	
9	000 239 387 0	Contact washer		A 8	4	
10	000 239 080 0	Fork head	D71752	G 8x16	1	
11	000 682 636 0	Threaded rod			1	
12	000 236 170 0	Hexagonal nut	Iso4032	M8	1	
13	000 238 680 0	Pin	I2341	B 8h11x 22	1	
14	000 239 393 1	Contact washer		B 8	3	
15	000 237 439 0	Hexagonal screw	Iso4017	M08x16	3	
16	000 237 339 0	Hexagonal screw	Iso4014	M08x35	1	
16	000 236 170 0	Hexagonal nut	Iso4032	M8	1	
16	000 239 387 0	Contact washer		A 8	1	
17	000 601 652 0	Bearing		Z1/4x15	1	
18	000 062 685 0	Support		25x5x119,5	2	
19	000 647 310 0	Guard cap		1,5x140x175	1	

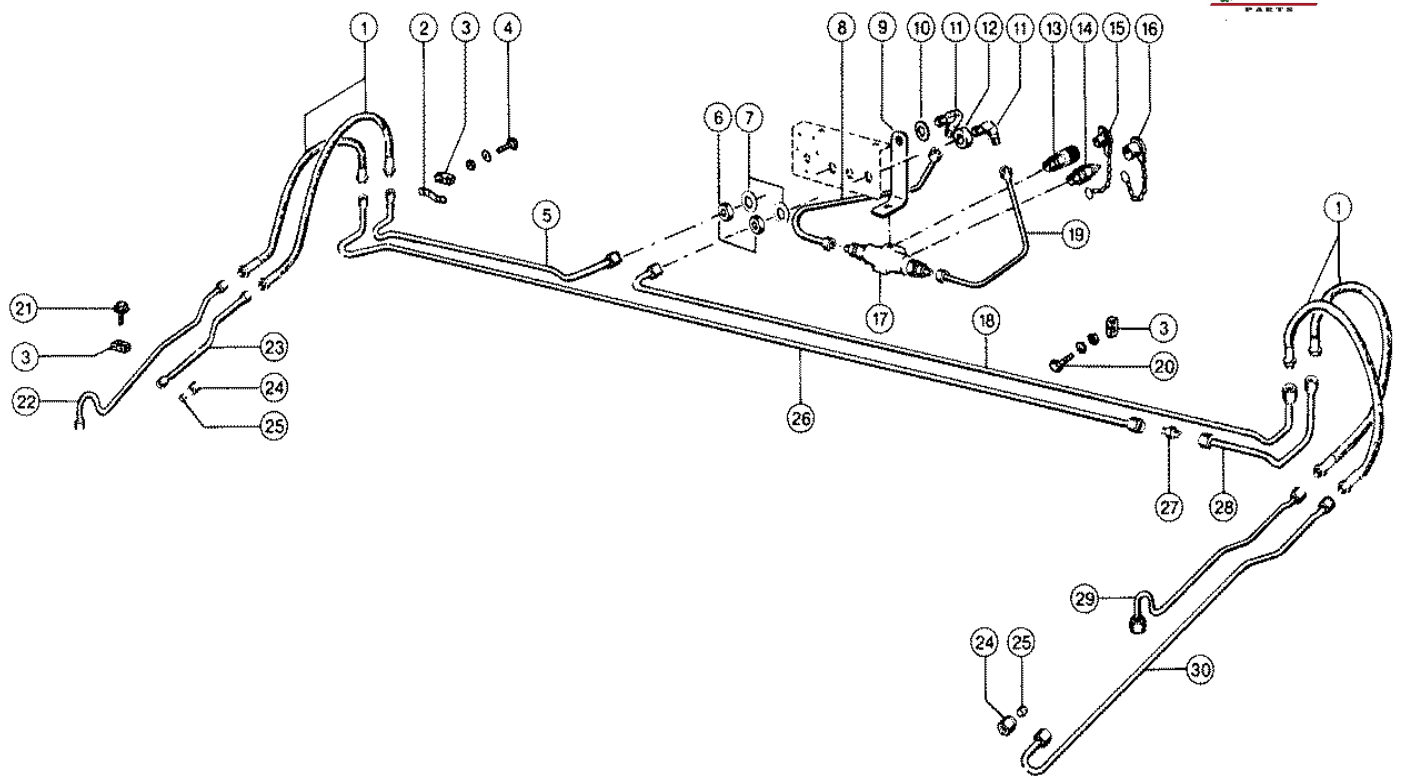


Characteristic: **HYDR.FORE AND AFT REEL ADJUSTMENT; HYDRAULIC LINES**

Illustration: **182**



Pos.	Part-No.	Description	DIN	Dimension	Qty.	Remark
1	000 607 204 0	Hydr. pipe		10x1x 395	1	
2	000 656 286 0	Union nut	D3870	W.Ers.D.2154820	N.B	
3	000 656 287 0	Olive	D3861	W.Ers.D.2154810	N.B	
4	000 238 693 0	Angle union	Din3942	L10	1	
5	000 683 480 2	Scavanging valve			1	see illustration plate 185
6	000 239 074 0	Angle union	D3905	L15	1	
7	000 723 290 1	Hydr. pipe		15x1,5x1655	1	
8	000 607 206 0	Hydr. pipe		10x1x 505	6	
9	000 238 719 0	Reducing adapter		Res-L15/10-Oms	1	
10	000 238 401 0	L union	Iso8434	Swrt-L15	1	
11	000 723 288 0	Hydr. pipe		15x1,5x1580	1	
12	000 633 589 0	Union nut	D3870	W.Ers.D.6335891	N.B	
13	000 633 590 1	Profile ring		P-R15l	N.B	
14	000 682 629 1	Valve block		S	1	see illustration plate 184
15	000 723 229 1	Support		25x5x185	1	
16	000 723 138 0	Hydr. pipe		8x1 X 430	2	
17	000 239 264 0	Attaching Clamp		8x20x2-9	2	
18	000 237 341 0	Hexagonal screw	Iso4014	m 8x45	2	
19	000 672 209 0	Attaching Clamp		Bss 2x22x25x3	2	
20	000 607 230 0	Hose pipe			2	
21	000 607 233 0	Sleeve		Nz 6072310	1	
22	000 607 234 0	Dust plug		Nz 6072320	1	
23	000 607 231 0	Coupling		Dn 6	1	
24	000 607 232 0	Fitting		Dn 6	1	
-	000 238 209 0	O-ring	D3771	17 X2 -N	1	
-	000 211 710 0	Back-up ring		17,5x20,9x1	1	
25	000 683 659 0	Rubber bearing		15/15	2	
26	000 238 132 0	Securing nut	Iso7042	M08	2	
27	000 750 784 1	Union nut	Din3870	X3 L 8	4	
28	000 406 082 0	Olive	D3861	W.Ers.D.4060821	4	

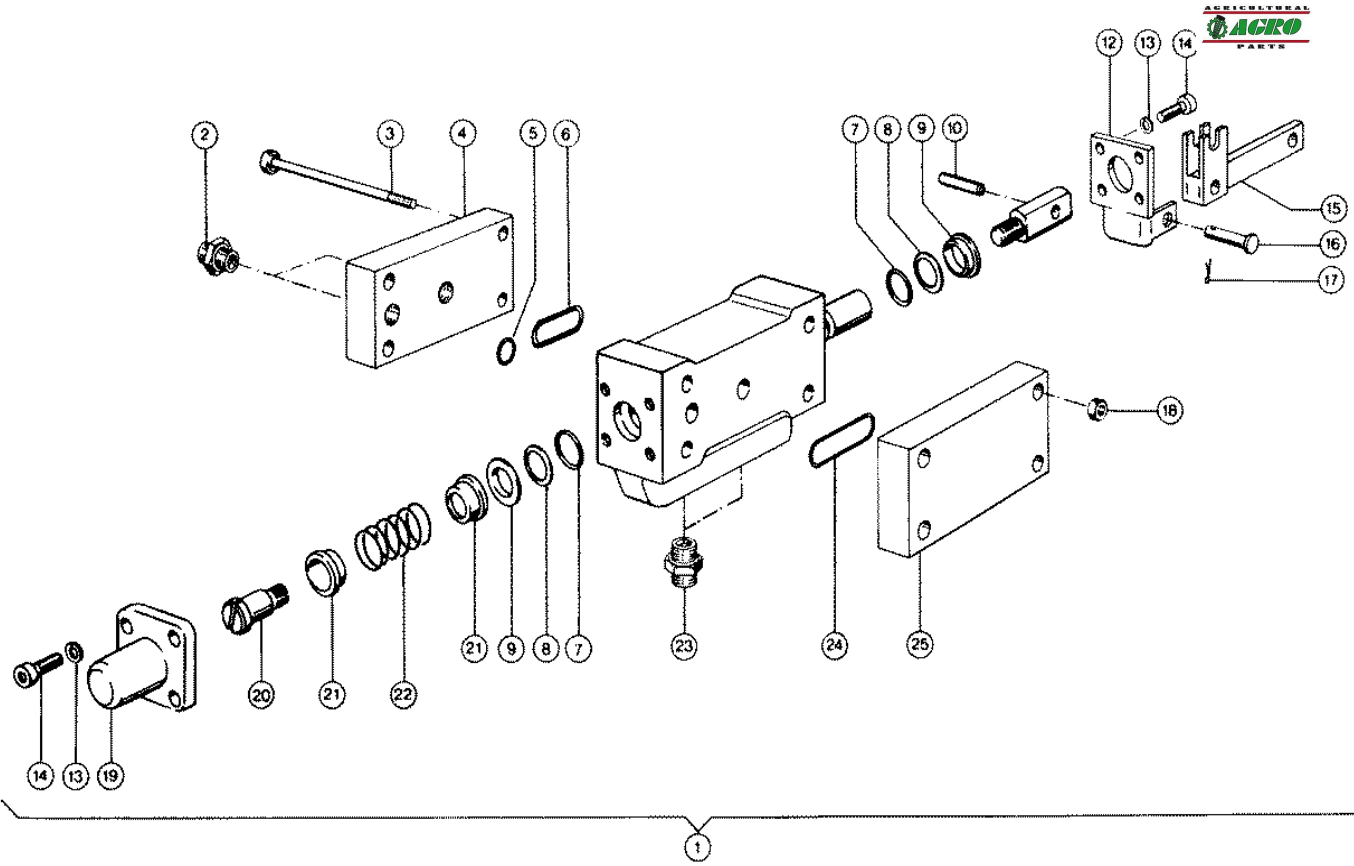


Characteristic: **HYDR.FORE AND AFT REEL ADJUSTMENT; HYDRAULIC LINES**

Illustration: **183**



Pos.	Part-No.	Description	DIN	Dimension	Qty.	Remark
1	000 683 447 0	Hose pipe			4	
2	000 689 358 0	Support			2	
3	000 723 498 0	Double clamp		B 8	8	
4	000 238 094 0	Hexagonal screw	Iso4017	M06x25	2	
4	000 236 169 0	Hexagonal nut	Iso4032	M6	2	
4	000 215 003 0	Contact washer		Ers.D.2393860	2	
5	000 723 088 0	Hydr.pipe preass.			1	at 2.7 m cutterbar
5	000 723 126 0	Hydr. pipe		8x1 X1045	1	at 3.0 m cutterbar
5	000 723 132 0	Hydr. pipe		8x1 X1295	1	at 3.6 m cutterbar
6	000 215 361 0	Hexagonal nut	D80705	M14x1,5	2	
7	000 239 390 0	Contact washer		A14	2	
8	000 689 720 0	Hydr. pipe		8x1 X 215	1	
9	000 689 558 0	Angle		30x5x108	1	
10	000 234 289 0	Washer		15 X 26 X2	1	
11	000 215 360 0	Angle union	D3911	L 8	2	
12	000 964 921 0	Spacer ring			1	
13	000 607 232 0	Fitting		Dn 6	1	
-	000 238 209 0	O-ring	D3771	17 X2 -N	1	
-	000 211 710 0	Back-up ring		17,5x20,9x1	1	
14	000 607 231 0	Coupling		Dn 6	1	
15	000 607 234 0	Dust plug		Nz 6072320	1	
16	000 607 233 0	Sleeve		Nz 6072310	1	
17	000 689 557 1	Lock-up valve ass			1	see illustration plate 186
17	000 607 253 0	Panel		D8,1x0,5x1,2	2	
18	000 723 102 0	Hydr.pipe preass.			1	at 2.7 m cutterbar
18	000 723 130 0	Hydr. pipe		8x1 X2270	1	at 3.0 m cutterbar
18	000 723 136 0	Hydr. pipe		8x1 X2630	1	at 3.6 m cutterbar
19	000 689 722 0	Hydr. pipe		8x1 X 170	1	
20	000 237 466 0	Hexagonal screw	Iso4017	M06x20	6	
20	000 236 169 0	Hexagonal nut	Iso4032	M6	6	
20	000 215 003 0	Contact washer		Ers.D.2393860	6	
21	000 215 295 0	Hexagonal screw		M6x 20 Taptite	2	
22	000 723 092 0	Hydr. pipe		8x1 X 750	1	
23	000 723 090 0	Hydr. pipe		8x1 X 330	1	
24	000 750 784 1	Union nut	Din3870	A3 L 8	N.B	
25	000 406 082 0	Olive	D3861	W.Ers.D.406082	N.B	
26	000 723 094 0	Hydr. pipe		8x1 X2500	1	
27	000 238 718 0	Connect.Union	Iso8434	S L 8	1	
28	000 723 096 0	Hydr.pipe preass.		8x1 X 470	1	at 2.7 m cutterbar
28	000 723 128 0	Hydr. pipe		8x1 X 850	1	at 3.0 m cutterbar
28	000 723 134 0	Hydr. pipe		8x1 X1460	1	at 3.6 m cutterbar
29	000 723 098 1	Hydr. pipe		8x1 X 840	1	
30	000 723 100 1	Hydr. pipe		8x1 X1240	1	



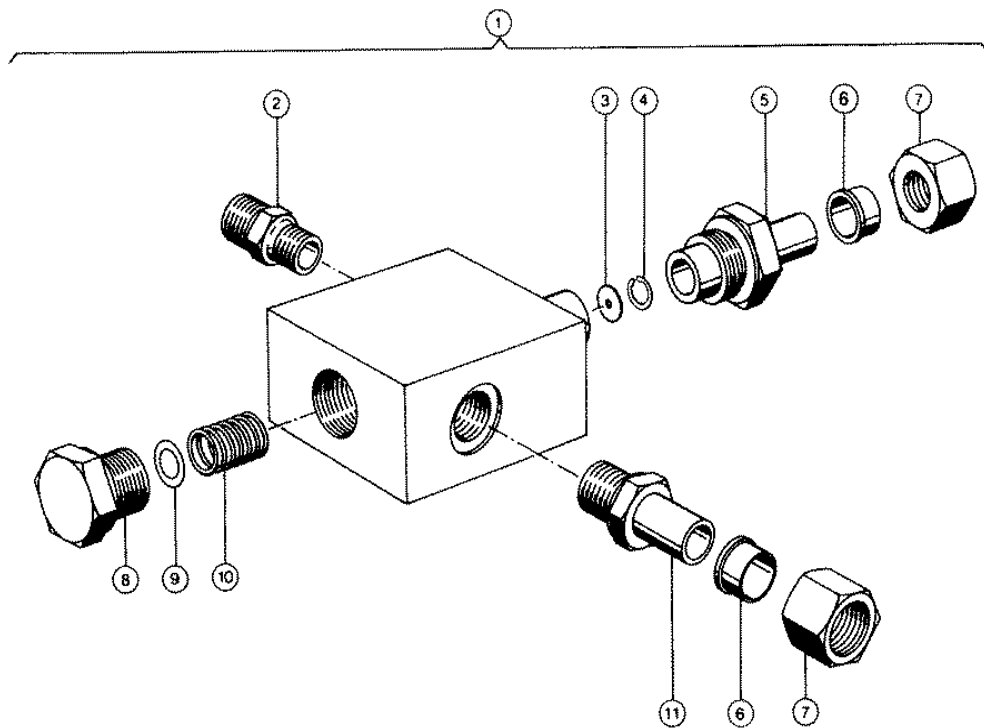
AGRICULTURAL
AGRO
PARTS

Characteristic: **HYDR.FORE AN AFT REEL ADJUSTMENT; VALVE BLOCK**

Illustration: **184**



Pos.	Part-No.	Description	DIN	Dimension	Qty.	Remark
1	000 682 629 1	Valve block		S	1	
2	000 238 712 0	Screw-in union	Iso8434	Stds-L10xm14x1,5	2	
3	000 238 015 0	Hexagonal screw	Iso4014	M08x90	4	
4	000 682 631 1	End plate		Gg-25	1	
5	000 238 191 0	O-ring	D3771	11,3 X2,4 -N	1	
6	000 238 678 0	O-ring	D3771	Ers.D.2386781	1	
7	000 238 677 1	O-ring		16,3 X2,4	2	
8	000 238 679 1	Back-up ring		16 X20 X1	2	to No. 15201439
9	000 649 665 0	Back-up washer		16,4x20,1/25x4	2	from No. 15201440
9	000 683 473 0	Washer		Ers.D.6496650	2	to No. 15201439
10	000 236 899 0	Tensioning pin	Iso8752	8 X 20	1	
12	000 602 759 2	Bearing support			1	
13	000 236 490 0	Spring washer	D128	W.Ers.D.2364901	8	
14	000 237 876 0	Socket head screw	Iso4762	m 5x 12	8	
15	000 602 756 0	Shift lever			1	
16	000 757 228 0	Pin	I2341	B 8h11x 30	1	
17	000 235 109 0	Split pin	I1234	2 X 12	1	
18	000 236 170 0	Hexagonal nut	Iso4032	M8	4	
19	000 683 470 3	Spring housing			1	
20	000 602 580 0	Tension screw		D15,5x28	1	
21	000 602 581 0	Spring plate		D22,15x9	2	
22	000 602 582 0	Compress.spring		2,2 X 20,2x 38	1	
23	000 238 665 0	Screw-in union	Iso8434	Stds-L8xm12x1,5-	2	
24	000 238 780 0	O-ring	D3771	39,2 X 3 Nbr 70	1	
25	000 079 320 1	Connecting plate		Gg-25	1	

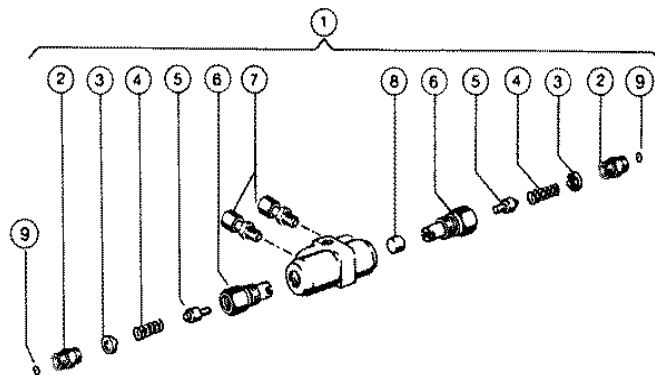


Characteristic: **HYDR.FORE AND AFT REEL ADJUSTMENT; FLOW CONT.VALVE**

Illustration: **185**

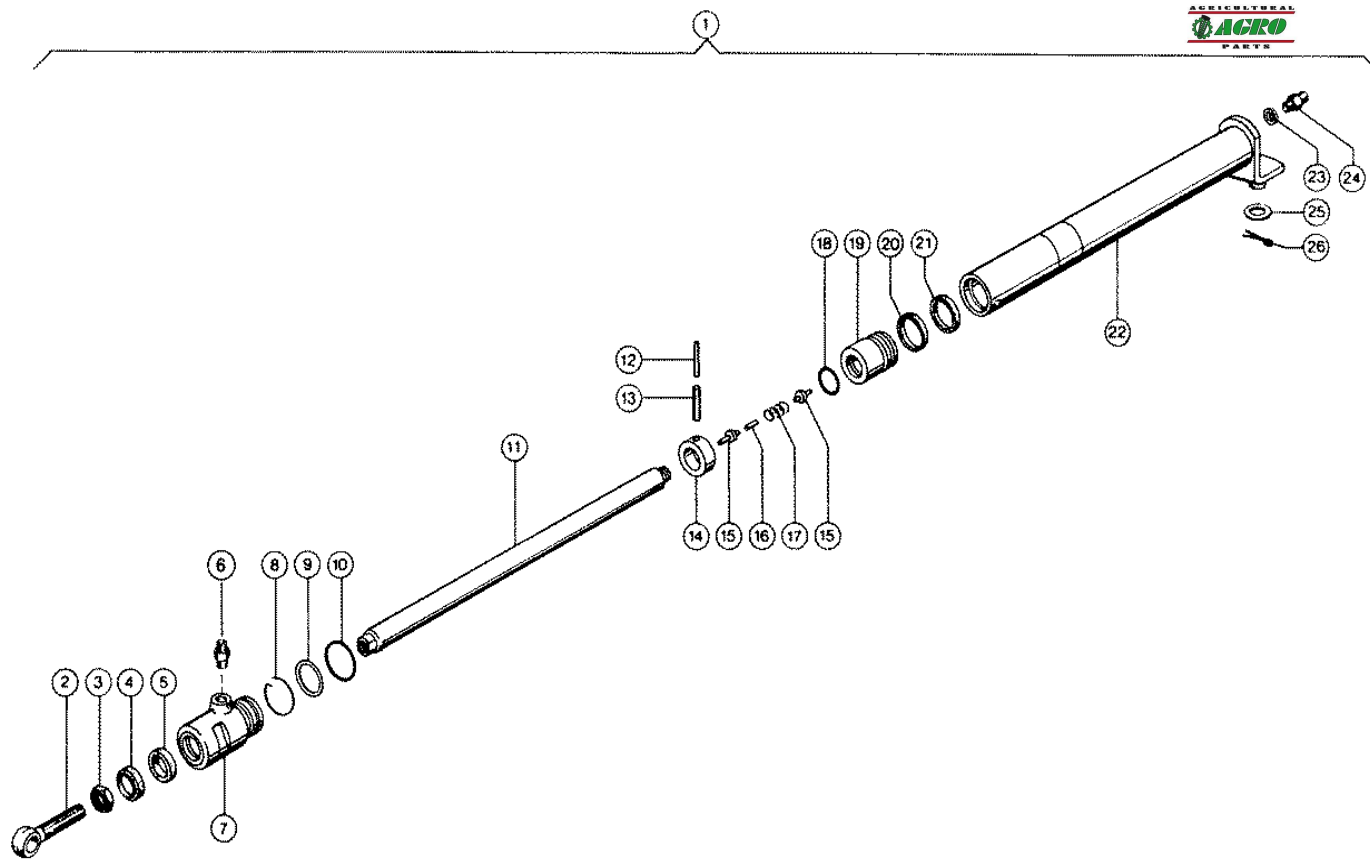


Pos.	Part-No.	Description	DIN	Dimension	Qty.	Remark
1	000 683 480 2	Scavanging valve			1	
2	000 238 712 0	Screw-in union	Iso8434	Std-L10xm14x1,5	1	
3	000 683 483 0	Measure slit			1	
4	000 244 202 0	Circlip	D472	12x1	1	
5	000 683 484 1	Threaded sleeve			1	
6	000 633 590 1	Profile ring		P-R15l	2	
7	000 633 589 0	Union nut	D3870	W.Ers.D.633589	2	
8	000 683 485 0	Threaded plug			1	
9	000 239 014 0	Shims	Din988	10x 16x0,5	3	
10	000 683 486 0	Compress.spring		1,5 X 14 X 40	1	
11	000 238 955 0	Union Cpl.	D3955	L15e/Wd-m	1	



Characteristic: **HYDR.FORE AND AFT REEL ADJUSTMENT; LOCK-UP VALVE**Illustration: **186**

Pos.	Part-No.	Description	DIN	Dimension	Qty.	Remark
1	000 689 557 1	Lock-up valve ass			1	
2	000 683 597 0	Screw-in union	Iso8434	Stds-L8xm14x1,5-	2	
3	000 643 704 0	Spring guide		D12x6	2	
4	000 643 705 0	Compress.spring		0,85x7x18	2	
5	000 672 584 1	Outlet valve			2	
6	000 643 703 0	Threaded insert			2	
7	000 215 081 0	Union	D3955	L 8e/Wd-m	2	
8	000 215 312 0	Cylind.roller	D5402	15x15sort.M1-M6	1	
9	000 607 253 0	Panel		D8,1x0,5x1,2	2	from No. 15200690

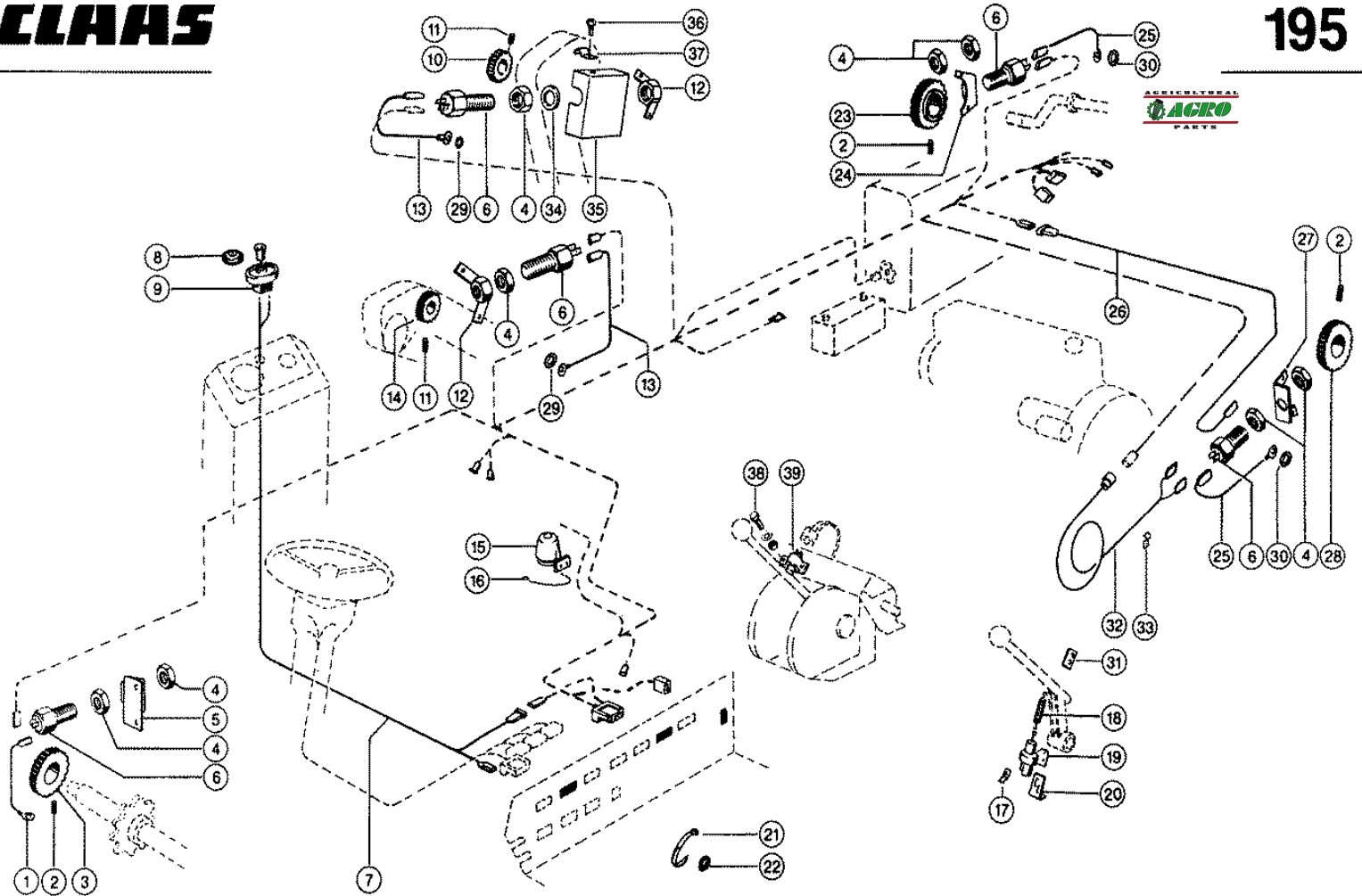


Characteristic: **HYDR.FORE AND AFT REEL ADJUSTMENT; REEL CYLINDER**

Illustration: **187**

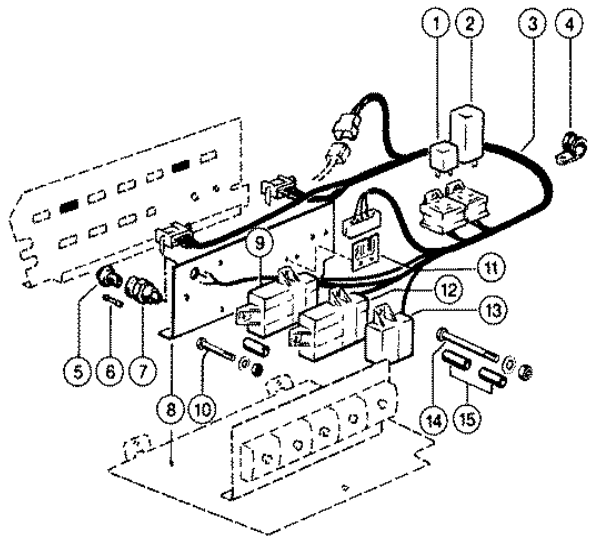


Pos.	Part-No.	Description	DIN	Dimension	Qty.	Remark
1	000 682 627 0	Reel cylinder		34/24x225	2	
2	000 670 455 3	Eye bolt	Din444	Am16x70x48x16,5	2	
3	000 236 457 0	Hexagonal nut	Iso4035	M16	2	
4	000 215 112 0	Mud scraper		24x32x4/7auasob	2	
5	000 683 984 0	Lip seal		24x32x 6	2	
6	000 238 665 0	Screw-in union	Iso8434	Std-L8xm12x1,5-	2	
7	000 643 720 1	Cylinder head		D34/24 M12	2	
8	000 643 723 0	Securing wire		2,5x108	2	
9	000 239 035 1	Back-up ring		30,5x35,5x1	2	
10	000 633 411 0	O-ring	D3771	29,2 X3 -N	2	
11	000 682 619 0	Piston rod		D 24x 350	2	
12	000 236 961 0	Tensioning pin	I8752	W.Ers.D 2369612	2	
13	000 237 606 0	Tensioning pin	I8752	W.Ers.D 2376062	2	
14	000 670 449 0	Adjusting ring		B25,5x32x10	2	
15	000 633 452 1	Valve		11,5x 15	4	
16	000 607 361 1	Spacer tube		5x1x8	2	
17	000 818 933 0	Compress.spring		1,5 X 9 X 30	2	
18	000 238 353 0	O-ring	D3771	24 X2,5 -N	2	
19	000 682 620 0	Plunger		D33,7x36	2	
20	000 215 113 0	Piston seal		34x27x7	2	
21	000 778 581 1	Guide ring		26x 33,7x 5	2	
22	000 682 623 0	Hydr. cylinder			2	
23	000 215 110 0	Sealing ring		Id 12	2	
24	000 238 665 0	Screw-in union	Iso8434	Std-L8xm12x1,5-	2	
25	000 235 127 2	Washer	D125	17	N.B	
25	000 238 205 0	Washer		16,5x 33 X2	N.B	
26	000 235 090 0	Split pin	I1234	4 X 28	2	



Characteristic: **FUNCTIONS MONITOR, VAR. 7151**Illustration: **195**

Pos.	Part-No.	Description	DIN	Dimension	Qty.	Remark
1	000 682 157 0	Earth cable		1 qmm 350lg	N.B	to No. 15201319
2	000 236 325 0	Threaded pin	Iso4029	m 8x10	6	
3	000 676 801 3	Tooth wheel		90x24x30 34z	1	
4	000 766 588 0	Hexagonal nut	Iso8675	M18x1,5-M=5	8	
5	000 727 158 1	Support		5,0x0100x0120	1	
6	000 676 835 0	Magnetic pick up			5	
7	000 604 073 0	Wiring loom			1	
8	000 744 122 0	Water Spray Guard			1	
9	000 050 567 0	Tumble switch			1	
10	000 646 779 0	Cam wheel		D60x13,5 24 Z	1	
11	000 236 551 1	Threaded pin	Iso4029	m 6x 6	2	
12	000 658 606 0	Support			2	
13	000 604 098 1	Wire		1 qmm 1650lg	2	to No. 15201319
14	000 658 609 0	Cam wheel		62x13,5	1	
15	000 604 024 1	Buzzer			1	
16	000 755 685 0	Wire			1	to No. 15201319
17	000 744 037 0	Flat plug		6,3-0,8 / M4	1	to No. 15201439
18	000 507 783 0	Tension spring		9 X 1 X 45	1	to No. 15201439
19	000 768 016 0	Pull switch			1	to No. 15201439
20	000 608 792 2	Support		3x40x103	1	to No. 15201439
21	000 755 646 0	Cable band		Min. 3,5x142	15	(10)
22	000 623 341 0	Cable ring		B10x14x2	1	(2)
22	000 755 648 0	Cable ring		A 8x11x1	1	from No. 15201320
23	000 676 801 3	Tooth wheel		90x24x30 34z	1	
24	000 676 814 0	Support		108x99	1	
25	000 682 021 0	Wire		1 qmm 180lg	1	(2)
26	000 604 074 1	Wire		1 qmm 2800lg	1	to No. 15201319
27	000 061 556 1	Support		2x83x133	1	
28	000 676 802 3	Tooth wheel		90x24x40 34z	1	
29	000 234 888 0	Serrated I.washer	D6798	A 8,4	N.B	to No. 15201319
30	000 236 443 0	Serrated I.washer	D6798	I10,5	N.B	to No. 15201319
31	000 789 182 0	Strip		14x32x2	1	
32	000 727 109 0	Wire			1	from No. 15201320
33	000 239 264 0	Attaching Clamp		8x20x2-9	5	(1)
-	000 061 452 0	Clamp spring			1	from No. 15201320
34	000 236 953 0	Washer		18,5x 33 X1	2	from No. 15201440
35	000 726 033 0	Cap		120x175x45	1	from No. 15201540
35	000 727 420 2	Cap			1	No. 15201320-15201539
36	000 242 499 1	Sheet metal screw	D6928	St4,8x 9,5-C	2	from No. 15201440
37	000 236 393 0	Attaching Clamp	D7257	1x 8-6,2	2	from No. 15201440
38	000 237 465 0	Hexagonal screw	Iso4017	M06x16	2	from No. 15201440
38	000 236 169 0	Hexagonal nut	Iso4032	M6	2	from No. 15201440
38	000 215 003 0	Contact washer		Ers.D.2393860	2	from No. 15201440
39	000 010 411 4	Tracer			1	from No. 15201440

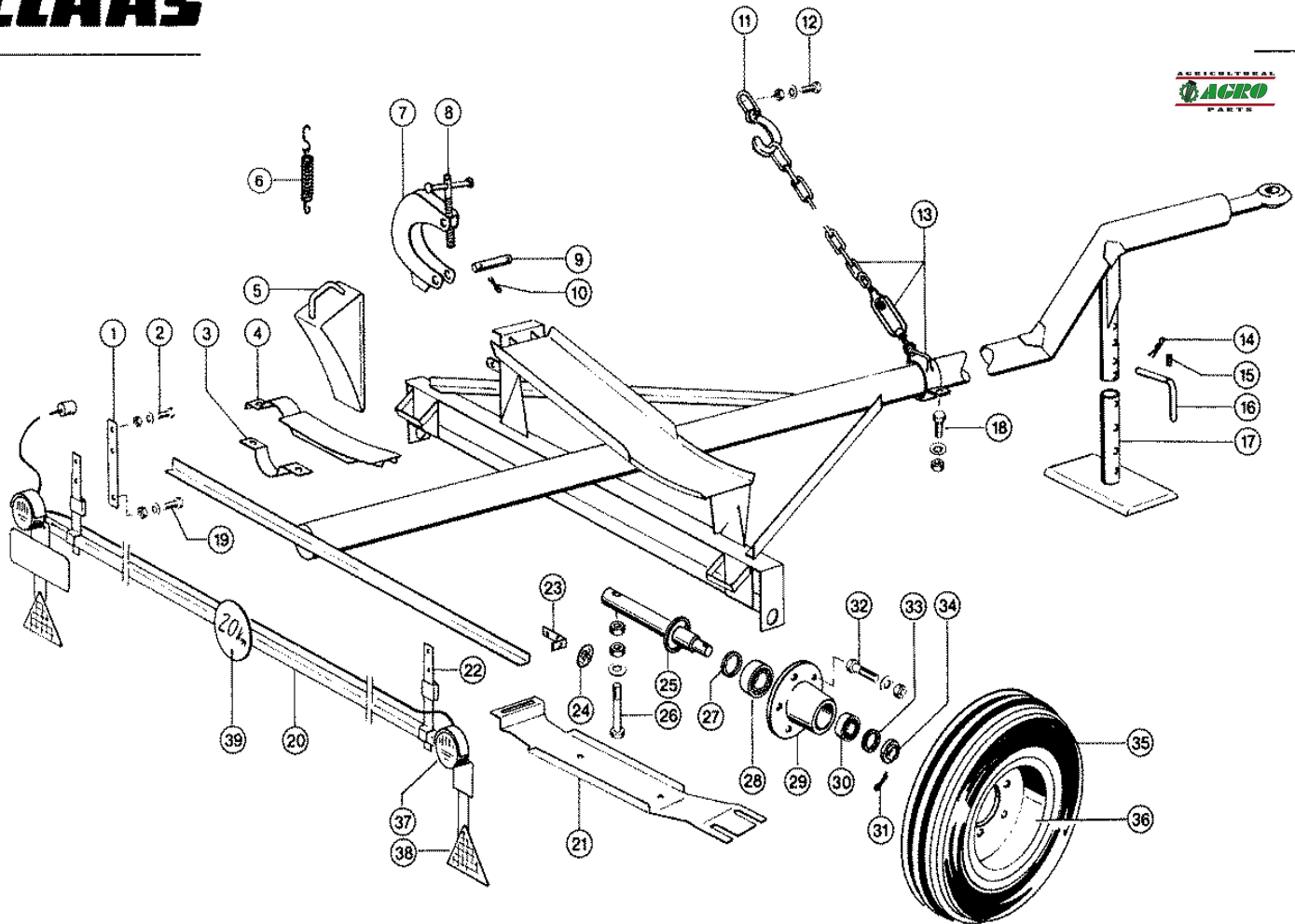


Characteristic: **FUNCTIONS MONITOR, VAR. 7151**

Illustration: **196**

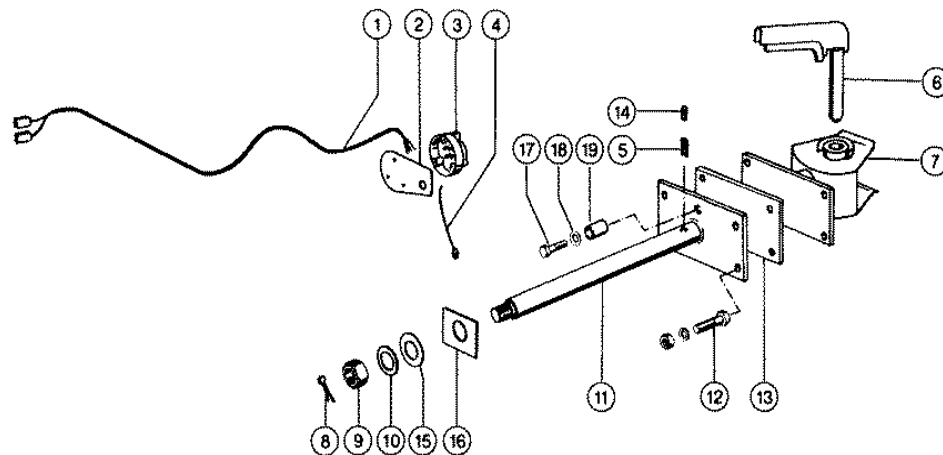


Pos.	Part-No.	Description	DIN	Dimension	Qty.	Remark
1	000 744 071 1	Relais			1	
2	000 604 025 0	Pulser		12 V, 50 W	1	
3	000 727 113 0	Wiring loom			1	from No. 15201320
3	000 604 010 0	Wiring loom			1	to No. 15201319
4	000 215 394 0	Pipe clamp	Din3016	D1-24x20	1	
5	000 674 446 0	Threaded cap	D41676A		1	
6	000 674 441 0	Fine fuse		2 A Flink 5x20	1	
7	000 674 440 0	Fuse holder	D41672B	20	1	
8	000 604 068 1	Intermed.plate		1,5x142x310	1	
9	000 676 781 1	Nr.revolt.switch			1	grain elev./feeder housing
10	000 235 509 0	Hexagonal screw	Iso4014	M06x50	1	
10	000 236 169 0	Hexagonal nut	Iso4032	M6	1	
10	000 235 131 1	Spring washer		6	1	
11	000 604 018 0	Printed circuit			1	
12	000 676 780 1	Nr.revolt.switch			1	shaker /returns
13	000 676 833 0	Nr.revolt.switch			1	straw chopper
14	000 239 106 0	Hexagonal screw	Iso4014m	6x85	2	
14	000 236 169 0	Hexagonal nut	Iso4032	M6	2	
14	000 235 131 1	Spring washer		6	2	
15	000 727 146 0	Bushing		10x1,5x26	5	from No. 15201440
15	000 688 256 0	Tube		10x1,8x26	5	to No. 15201439



Characteristic: **CUTTERBAR TRAILER, VAR. 3139**Illustration: **200**

Pos.	Part-No.	Description	DIN	Dimension	Qty.	Remark
-	000 641 139 0	Transport trailer		4,20mvar 3139	1	to 4.2 m cutterbar
1	000 641 142 0	Support		25x5x350	2	
2	000 237 442 0	Hexagonal screw	Iso4017	M08x25	4	
2	000 236 170 0	Hexagonal nut	Iso4032	M8	4	
2	000 239 387 0	Contact washer		A 8	4	
3	000 641 187 0	Strip		6,5x50x230	1	
4	000 641 183 0	Support			1	
5	000 239 132 1	Wheel chock	D7605	G 36 T Zn 0	2	from construction year 1988
5	000 641 551 0	Wheel chock			2	to construction year 1987
6	000 641 543 0	Spring ass.			2	
-	000 772 172 0	Hook		3 X 56	2	
-	000 610 080 0	Tension spring		1,5 X 12 X132	2	
7	000 641 130 1	Screw clamp			1	
8	000 641 033 1	Spindle			1	
9	000 641 154 1	Pin		20h9 X175	1	
10	000 235 090 0	Split pin	I1234	4 X 28	2	
11	000 641 214 0	Hook			2	
12	000 237 383 0	Hexagonal screw	Iso4017	M10x25	2	
12	000 236 171 0	Hexagonal nut	Iso4032	M10	2	
12	000 239 388 0	Contact washer		A10	4	
13	000 641 157 0	Tensioner			1	
-	000 641 156 2	Turnbuckle			2	
14	000 801 834 0	Att.clip spring		3 X 82	1	
15	000 237 603 0	Tensioning pin	Iso8752	4 X 20	1	
16	000 641 146 0	Plug			1	
17	000 641 143 0	Support tube			1	
18	000 238 461 0	Flat head bolt	Din603	M12x35	3	
18	000 236 172 0	Hexagonal nut	Iso4032	M12	3	
18	000 239 391 0	Contact washer		A16	3	
19	000 237 453 0	Hexagonal screw	Iso4017	M10x30	2	
19	000 236 171 0	Hexagonal nut	Iso4032	M10	2	
19	000 239 388 0	Contact washer		A10	2	
20	000 641 055 0	Light Kit			1	
21	000 616 225 1	Skid shoe		4x227x875	2	
22	000 641 056 0	Support			2	
23	000 659 359 1	Screw-on angle		20x3x79	2	
24	000 211 289 0	Rear reflector			6	
25	000 801 648 1	Axle r.h.		D40x490	2	
26	000 235 590 0	Hexagonal screw	Iso4017	M16x70	2	
26	000 236 173 0	Hexagonal nut	Iso4032	M16	4	
26	000 239 391 0	Contact washer		A16	2	
27	000 501 155 0	Felt ring		65 X 80 X5	2	
28	000 235 918 0	Grvd.ball bearing	Din625	6208	2	
29	000 631 101 1	Wheel hub			2	
30	000 235 898 0	Grvd.ball bearing	D625	6006	2	
31	000 237 680 0	Split pin	I1234	8 X 45	2	
32	000 235 566 0	Hexagonal screw	Iso4017	M14x35	10	
32	000 235 601 0	Hexagonal nut	Iso4032	M14	10	
32	000 236 446 0	Spring washer	D7436	C14,5	10	
33	000 501 154 0	Felt ring		40 X 55 X5	2	
34	000 631 102 0	Dust cover		50x13x58	2	
35	000 641 064 0	Tyre With Tube		7 -10 am 6pr	2	
-	000 641 065 0	Tube		7 -10	2	
36	000 641 063 0	Wheel rim		5,00f-10	2	

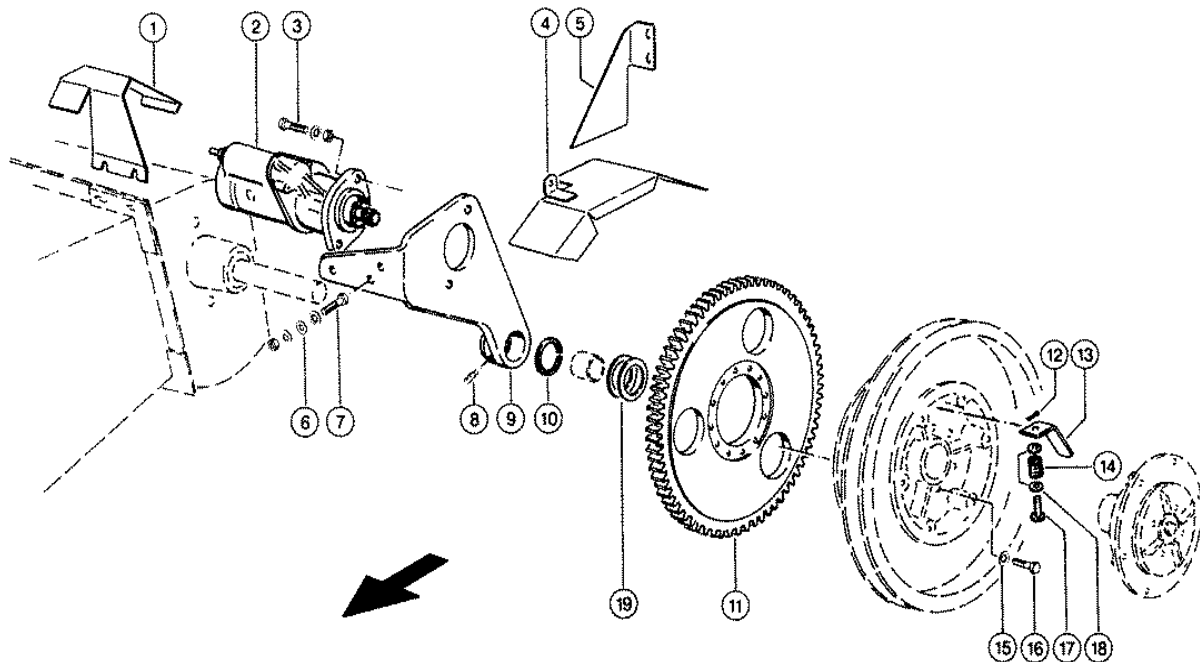


Characteristic: **CUTTERBAR TRAILER, VAR. 3139**

Illustration: **201**



Pos.	Part-No.	Description	DIN	Dimension	Qty.	Remark
1	000 640 635 0	Wiring loom			1	
2	000 641 277 0	Support		2x75x120	1	
3	000 658 360 1	Socket			1	
4	000 755 689 0	Wire			1	
5	000 236 899 0	Tensioning pin	Iso8752	28 X 20	1	
6	000 641 028 0	Pin			1	
7	000 641 037 4	Trailer coupling			1	
8	000 237 883 0	Split pin	I1234	6,3x 50	1	from No. 15200620
8	000 237 033 0	Split pin	I1234	6,3x 40	1	to No. 15200619
9	000 233 274 0	Castellated nut	Din935	M30x2	1	from No. 15200620
9	000 237 589 0	Hexagonal nut	D555	W.Ers.D.2112420	1	to No. 15200619
10	000 237 590 2	Washer	D125	31	1	
11	000 641 274 4	Hitch			1	
12	000 238 068 0	Hexagonal screw	Iso4014	M14x50	4	
12	000 235 601 0	Hexagonal nut	Iso4032	M14	4	
12	000 236 496 1	Safety ring		14	4	
13	000 682 249 0	Plate		15x90x170	1	to No. 15200619
14	000 237 914 1	Tensioning pin	I8752	W.Ers.D.2379142	1	from No. 15200620
15	000 236 861 0	Washer		41 X 62 X1,5	N.B	from No. 15200620
15	000 236 862 0	Washer		41 X 62 X3	N.B	from No. 15200620
16	000 726 679 2	Plate		80x10x72	1	from No. 15200620
17	000 238 952 0	Hexagonal screw	Iso4017	M16x45-Mkl	1	from No. 15201440
18	000 239 391 0	Contact washer		A16	1	from No. 15201440
19	000 726 871 0	Bushing		D40h9x30	1	from No. 15201440

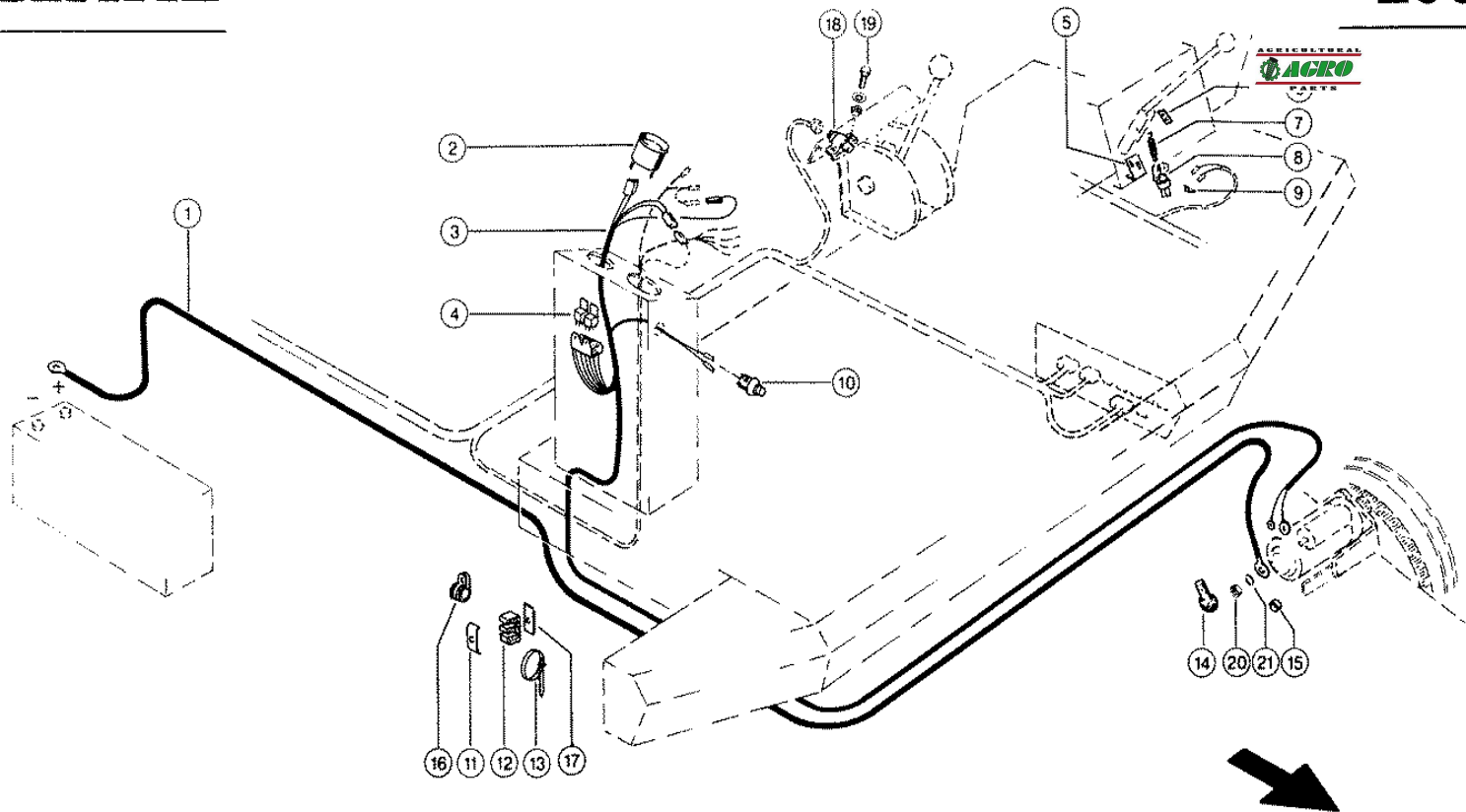


Characteristic: **FEED RAKE AND INTAKE AUGER REVERSER, VAR.7349/7350**

Illustration: **205**



Pos.	Part-No.	Description	DIN	Dimension	Qty.	Remark
1	000 728 177 0	Cover plate		3x180x295	1	
2	000 644 206 1	Starter			1	
3	000 237 874 0	Hexagonal screw	Iso4017	M10x35	2	
3	000 236 171 0	Hexagonal nut	Iso4032	M10	2	
3	000 239 388 0	Contact washer		A10	2	
4	000 728 167 0	Cover plate			1	
5	000 728 174 0	Cover plate		1,5x164x172	1	
6	000 211 101 0	Shims		11 X 28 X0,5	N.B	
6	000 233 188 0	Shims		12,2x 30 X0,1	N.B	
7	000 237 456 0	Hexagonal screw	Iso4017	M10x45	2	
7	000 236 171 0	Hexagonal nut	Iso4032	M10	2	
7	000 239 388 0	Contact washer		A10	4	
8	000 236 942 0	Grease nipple	D71412	As 6x1	1	
9	000 724 368 0	Basic plate			1	
10	000 244 652 0	Felt ring	D5419	40	1	
11	000 644 144 0	Tooth wheel			1	
12	000 235 083 0	Split pin	I1234	3,2x 18	1	
13	000 724 290 1	Stop pawl		30x5x82	1	
14	000 778 979 0	Compress.spring		2 X 15 X 15	1	
15	000 235 133 0	Spring washer	D128	W.Ers.D.2351331	6	
16	000 235 533 0	Hexagonal screw	Iso4014	M10x45	6	
17	000 238 064 0	Pin	Iso2341	B-10x 40	1	
18	000 238 053 0	Washer		10,5x 22 X3	2	
19	000 234 153 0	Shims		30,5x 42 X1	N.B	



AGRICULTURAL
AGRO

CLAAS SPARE PARTS LIST

14.01.2008

Sheet 1

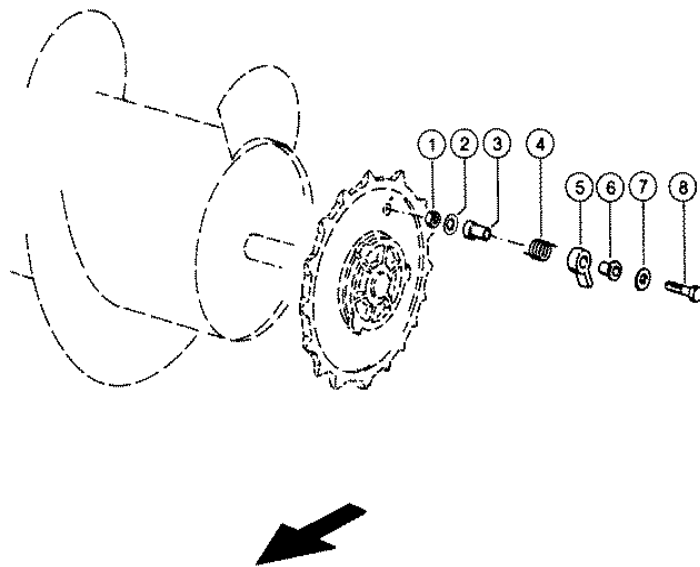
DOMINATOR 38

Characteristic: **FEED RAKE AND INTAKE AUGER REVERSER, VAR.7349/7350**

Illustration: **206**



Pos.	Part-No.	Description	DIN	Dimension	Qty.	Remark
1	000 727 059 0	Cable		50 qmm 5900lg	1	
2	000 658 296 1	Hour meter			1	
3	000 727 125 0	Wiring loom			1	
4	000 744 071 1	Relais			2	
5	000 608 792 2	Support		3x40x103	1	to No. 15201439
6	000 789 182 0	Strip		14x32x2	1	to No. 15201439
7	000 507 783 0	Tension spring		9 X 1 X 45	1	to No. 15201439
8	000 768 016 0	Pull switch			1	to No. 15201439
9	000 744 037 0	Flat plug		6,3-0,8 / M4	2	to No. 15201439
10	000 768 034 1	Signal button			1	
11	000 683 661 0	Attaching Clamp		2x24x25x3	2	
11	000 683 254 0	Attaching Clamp		Bss 2x18x25x3	1	
12	000 683 660 0	Rubber bearing		22/15	1	
12	000 683 658 0	Rubber bearing		10/10	1	
13	000 755 646 0	Cable band		Min. 3,5x142	15	
14	000 755 521 0	Rubber cap			1	
15	000 659 020 0	Guard cap		D 7,5	1	
16	000 215 226 0	Pipe clamp	Din3016	D1-21x20	6	
16	000 812 991 0	Pipe clamp	Din3016	D1-15x20	2	
17	000 656 255 0	Counter plate		25x3x46	1	
18	000 010 411 4	Tracer			1	from No. 15201440
19	000 237 465 0	Hexagonal screw	Iso4017	M06x16	2	from No. 15201440
19	000 236 169 0	Hexagonal nut	Iso4032	M6	2	from No. 15201440
19	000 215 003 0	Contact washer		Ers.D.2393860	2	from No. 15201440
20	000 236 170 0	Hexagonal nut	Iso4032	M8	1	
21	000 235 132 0	Spring washer	D128	Ers.D.235132.1	1	

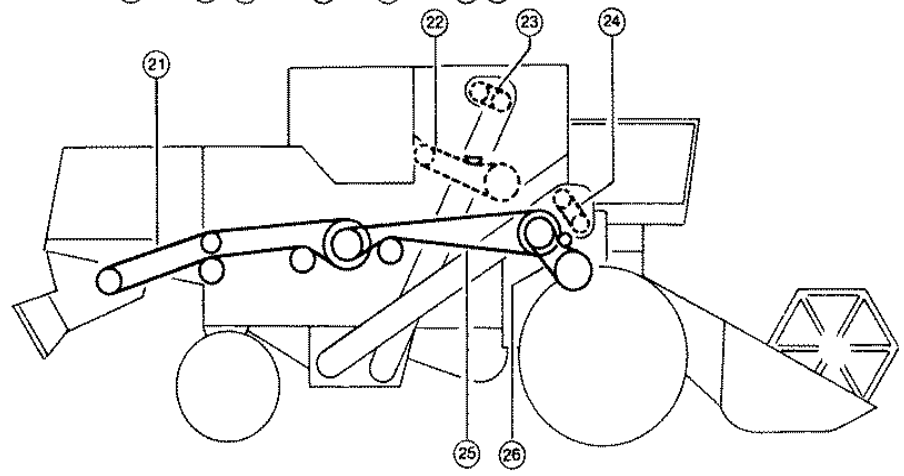
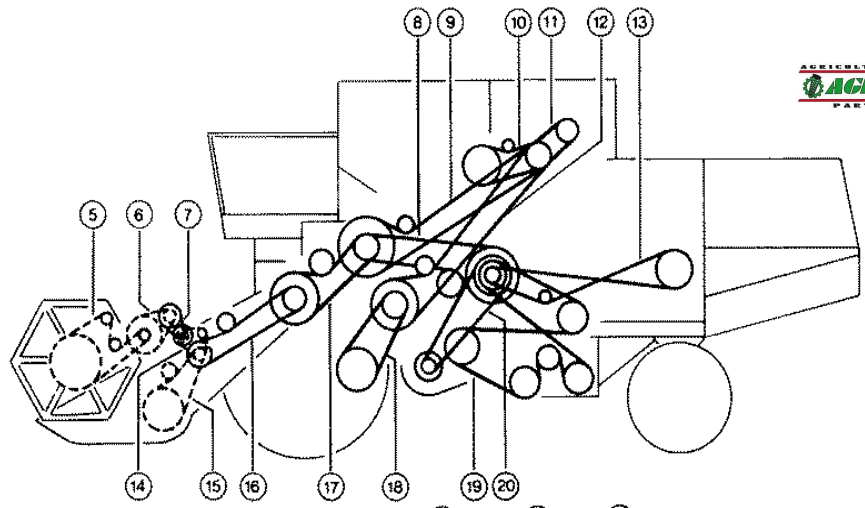
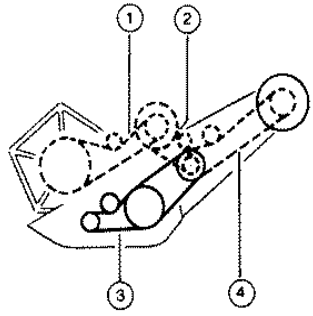


Characteristic: **FEED RAKE AND INTAKE AUGER REVERSER, VAR.7349/7350**

Illustration: **207**



Pos.	Part-No.	Description	DIN	Dimension	Qty.	Remark
1	000 236 172 0	Hexagonal nut	Iso4032	M12	1	
2	000 235 134 1	Spring washer		12	1	
3	000 609 759 0	Spacer sleeve		D20x25	1	
4	000 609 763 0	Spring post			1	
5	000 609 752 0	Pawl			1	
6	000 008 512 0	Bushing		18 X 22 X16	1	
7	000 238 206 0	Washer		13 X 30 X4	1	
8	000 235 554 0	Hexagonal screw	Iso4014	M12x50	1	



Characteristic: **CHAIN AND BELT DRIVES**Illustration: **300**

Pos.	Part-No.	Description	DIN	Dimension	Qty.	Remark
1	000 787 631 0	Roller chain	8189	S32x 99 l-g	1	to No. 15200469
2	000 787 607 1	Roller chain	8189	S32x 50	1	to No. 15200469
3	000 785 341 0	V-belt			1	to No. 15200469
4	000 727 237 0	Roller chain		19,05 t 141ro	1	to No. 15200469
5	000 677 875 0	Roller chain		15,875t 186ro	1	from cutterbar 247185
6	000 670 228 0	Roller chain		15,875t 74ro	1	from cutterbar 247185
6	000 670 224 1	V-belt			1	from cutterbar 247185
8	000 724 141 0	V-belt			1	
9	000 724 101 0	Power band belt			1	for threshing mechanism
10	000 724 179 0	V-belt			1	
11	000 767 057 1	V-belt			1	
12	000 724 180 0	Power band belt			1	for ground drive
13	000 785 176 0	V-belt			1	
14	000 728 007 1	Roller chain		15,875t 63ro	1	from cutterbar 247185
15	000 651 072 1	Roller chain	D8189	S32x 58 G Verst	1	from cutterbar 247185
16	000 724 301 0	V-belt			1	from cutterbar 247185
17	000 724 339 0	V-belt			1	from No. 15200690
17	000 724 168 0	V-belt			1	to No. 15200689
18	000 671 083 0	V-belt, broad			1	from No. 15201320
18	000 629 756 0	V-belt, broad			1	to No. 15201319
19	000 724 248 1	V-belt		23,3x14,6x6234	1	
20	000 603 380 1	V-belt, broad			1	
21	000 061 878 0	V-belt			1	
22	000 725 325 0	Roller chain		19,05 T 114ro	1	
23	000 686 200 0	Roller chain		19,05 T 38ro	1	
24	000 600 981 0	Roller chain	D8181	208ax 34 E	1	
25	000 061 872 0	V-belt			1	
26	000 603 247 1	Power band belt			1	