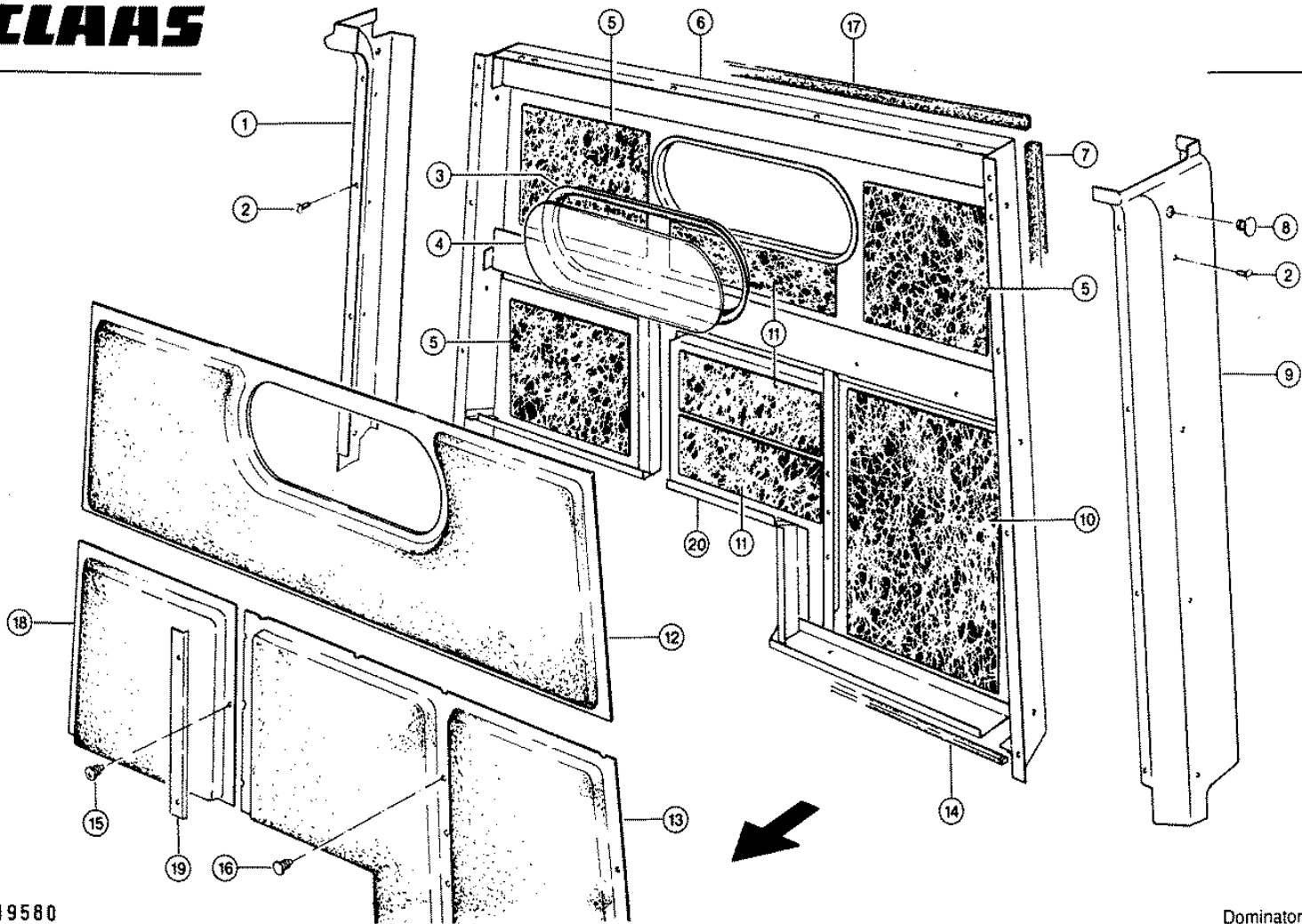


CLAAS SPARE PARTS LIST

Characteristic: **CAB, FRONT**

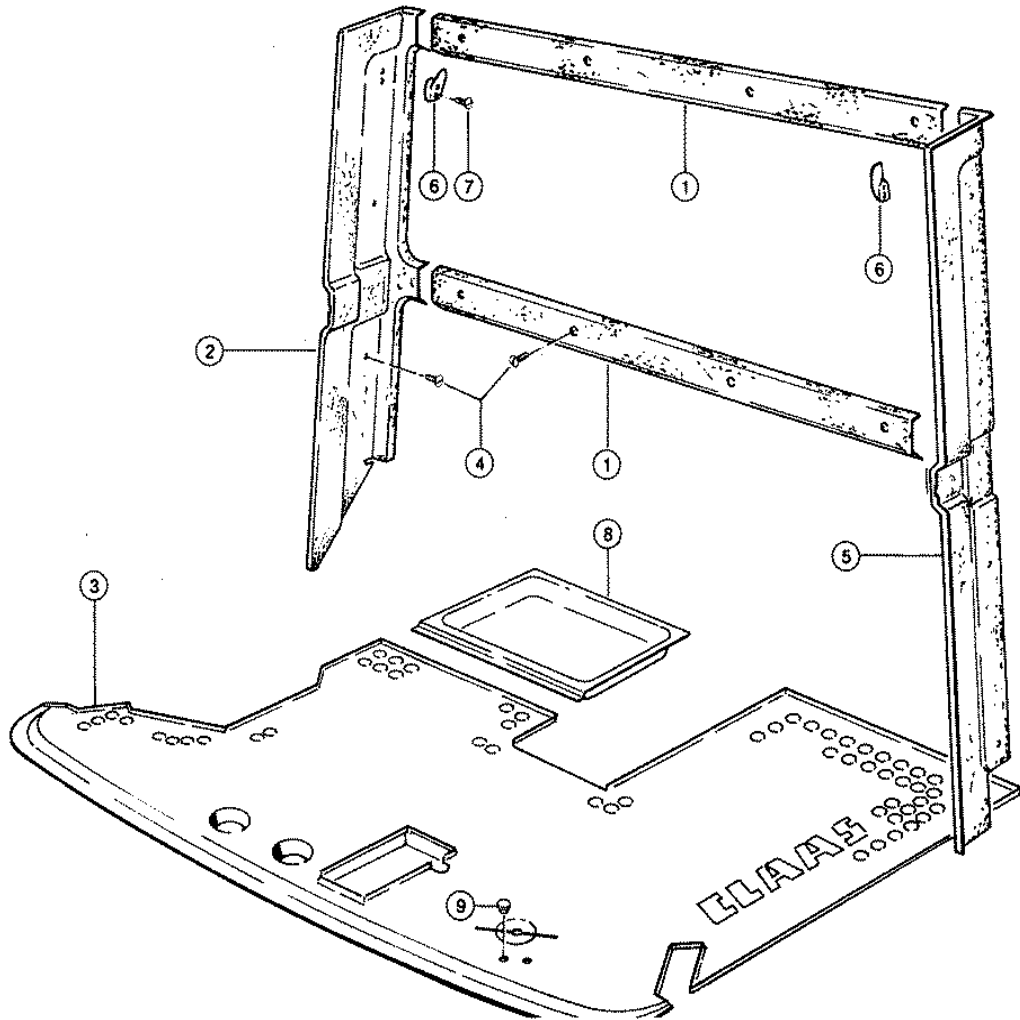
Illustration: **001**

| Pos. | Part-No. | Description | DIN | Dimension | Qty. | Remark |
|------|---------------|-------------------|---------|-----------------|------|-------------|
| 1 | 000 625 505 0 | Front frame | | kpl.m.Scheibe | 1 | |
| 2 | 000 215 431 0 | Guard cap | | m 5 Gpn1000 | 1 | |
| 3 | 000 237 216 0 | Hexagonal nut | Iso4032 | M5 | 1 | |
| 4 | 000 236 910 2 | Washer | D125 | 5,3 | 1 | |
| 5 | 000 622 642 0 | Rubber disc | | | 2 | |
| 6 | 000 622 673 0 | Rubber disc | | | 2 | |
| 7 | 000 625 826 0 | Wiper motor | | | 1 | |
| 8 | 000 625 824 0 | Cap | | F.Wischermotor | 1 | |
| 9 | 000 622 641 0 | Cap | | | 1 | |
| 10 | 000 215 034 0 | Serrated l.washer | D6798 | A 6,4 | 1 | |
| 11 | 000 236 169 0 | Hexagonal nut | Iso4032 | M6 | 1 | |
| 12 | 000 622 636 0 | Wiper arm | | | 1 | |
| 13 | 000 622 637 1 | Wiper blade | | | 1 | |
| 14 | 000 622 640 0 | Hexagonal nut | | M14x1 | 2 | |
| 15 | 000 622 639 0 | Washer | | 14,5x50x2 | 1 | |
| 16 | 000 622 638 0 | Rubber disc | | | 2 | |
| 17 | 000 622 644 0 | Rubber disc | | | 2 | |
| 18 | 000 010 136 0 | Angle | | 1,5x40x144,5 | 1 | |
| 19 | 000 236 400 0 | Attaching Clamp | D72571 | 1x 8-5,2 | 1 | |
| 20 | 000 010 135 0 | Wiring loom | | Scheibenwischer | 1 | |
| 21 | 000 417 261 0 | Cable screw | | Pg 11 Pozb | 1 | |
| 22 | 000 412 459 0 | Counter nut | Din4632 | Pg 11 | 1 | |
| - | 000 241 690 0 | Sealing compound | S | 300/310ml kartu | N.B | to the seal |



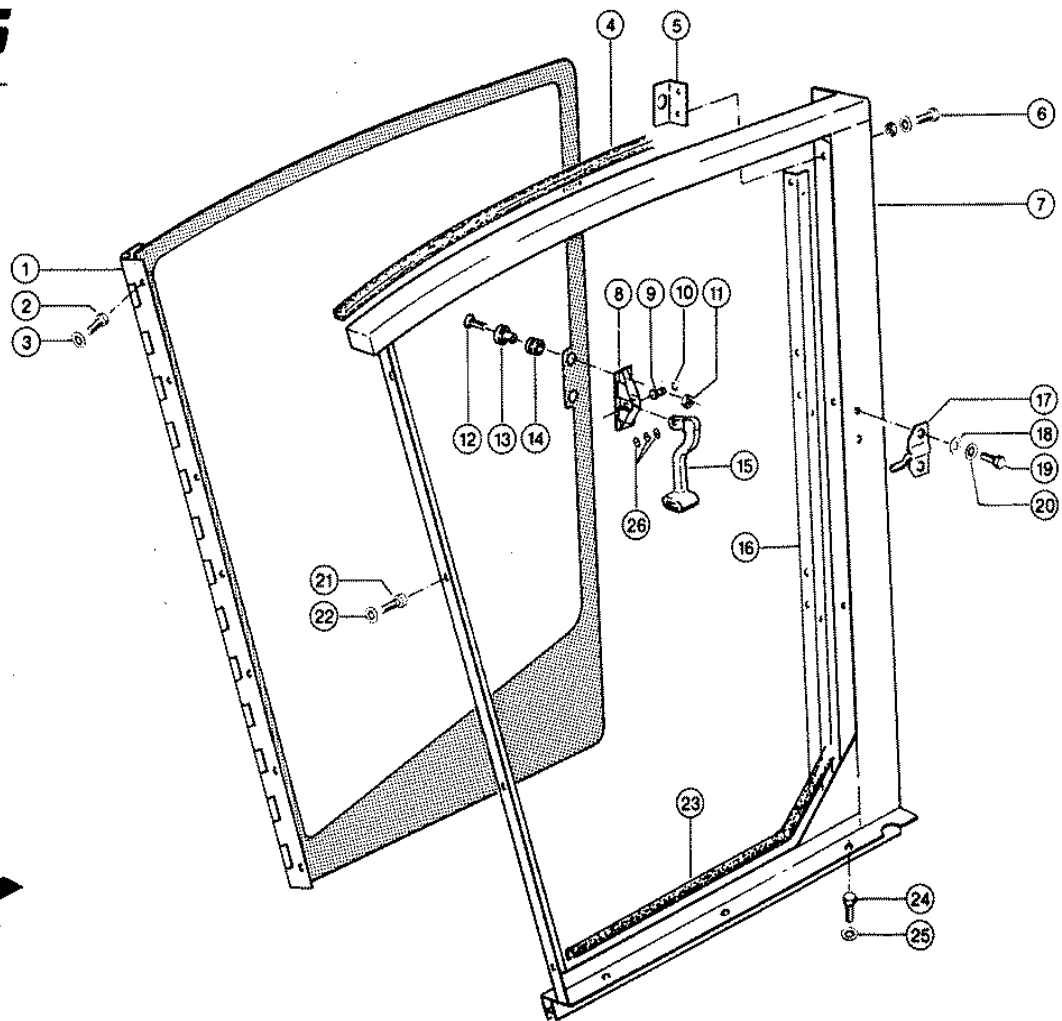
Characteristic: **CAB, BACK PANEL**Illustration: **002**

| Pos. | Part-No. | Description | DIN | Dimension | Qty. | Remark |
|------|---------------|-------------------|-----|-----------------|------|-----------|
| 1 | 000 625 901 1 | Column r.h. | | | 1 | |
| 2 | 000 215 720 0 | Fill.Head Screw | | St4,2x13-C-Kfr- | 16 | |
| 3 | 000 200 985 2 | Section | | | N.B | 1400 long |
| 4 | 000 622 756 0 | Rear panel glass | | 6x570x190 | 1 | |
| 5 | 000 622 745 0 | Insulation | | 2x330x400 | 3 | |
| 6 | 000 546 050 0 | Rear panel | | Geschw. | 1 | |
| 7 | 000 205 350 0 | Profile | | 20x30x2000 | N.B | 4500 long |
| 8 | 000 625 757 0 | Plug | | D16,5 | 2 | |
| 9 | 000 625 900 0 | Column l.h. | | | 1 | |
| 10 | 000 625 613 0 | Sound proofing m. | | 2x 330x 700 | 1 | |
| 11 | 000 622 744 0 | Insulation | | 2x200x530 | 3 | |
| 12 | 000 625 940 0 | Rear panel cover | | 50x534,2x1401,5 | 1 | |
| - | 000 136 545 0 | Glue | | Tivogum 8400/31 | N.B | |
| 13 | 000 546 066 0 | Cover | | | 1 | |
| - | 000 136 545 0 | Glue | | Tivogum 8400/31 | N.B | |
| 14 | 000 201 480 0 | Wood pulp strip | | 12x4 Selbstkleb | N.B | 3500 long |
| 15 | 000 215 587 0 | Plastic plug | | D 8 22,75lg | 2 | |
| 16 | 000 215 614 0 | Pvc-plug | | D 6 18lg | 5 | |
| 17 | 000 625 788 0 | Molding | | 30x20x1400 | 1 | |
| 18 | 000 546 058 0 | Cover | | | 1 | |
| 19 | 000 546 059 0 | Cover plate | | 493x40x1 | 1 | |
| - | 000 215 720 0 | Fill.Head Screw | | St4,2x13-C-Kfr- | 2 | |
| 20 | 000 546 060 0 | Rear panel | | Geschw. | 1 | |



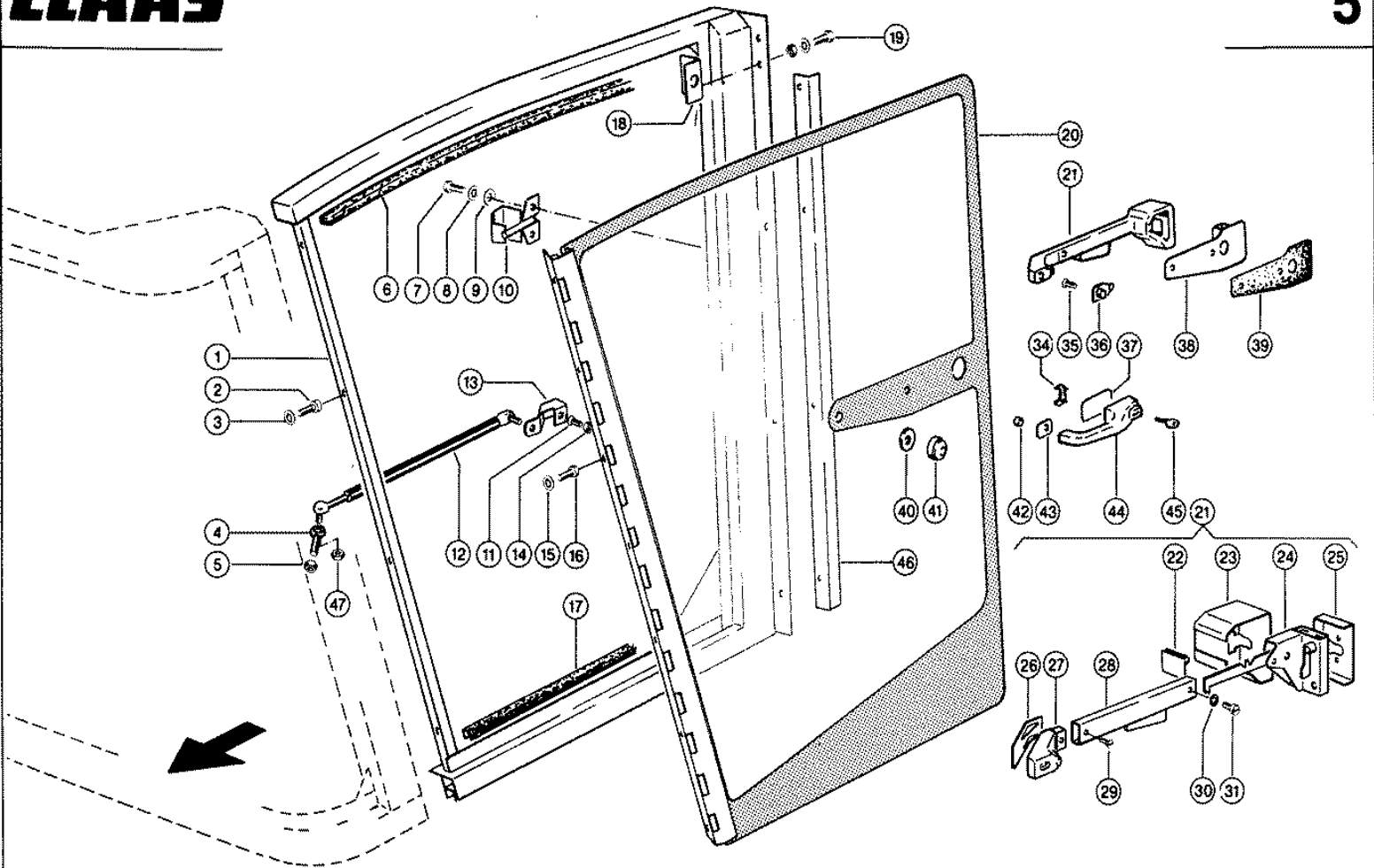
Characteristic: **CAB, LINING**Illustration: **003**

| Pos. | Part-No. | Description | DIN | Dimension | Qty. | Remark |
|------|---------------|-----------------|-------|-----------------|------|--------|
| 1 | 000 625 570 0 | Cross profile | | | 1 | |
| 2 | 000 625 952 1 | Cover | | | 1 | |
| - | 000 546 259 0 | Rubber stud | | | 2 | |
| 3 | 000 625 587 3 | Floor mat | | 23x1133x1455 | 1 | |
| 4 | 000 215 720 0 | Fill.Head Screw | | St4,2x13-C-Kfr- | 14 | |
| 5 | 000 625 568 3 | Cover | | | 1 | |
| - | 000 546 259 0 | Rubber stud | | | 2 | |
| 6 | 000 215 813 0 | Coat hook | | | 2 | |
| 7 | 000 242 713 1 | Fill.Head Screw | D7981 | St3,9x16-C-H | 4 | |
| 8 | 000 625 955 0 | Floor pan | | 30x266x335 | 1 | |
| 9 | 000 238 271 0 | Plug | | D22,4-F | 2 | |



Characteristic: **CABSIDE, RIGHT HAND WITH DOOR**Illustration: **004**

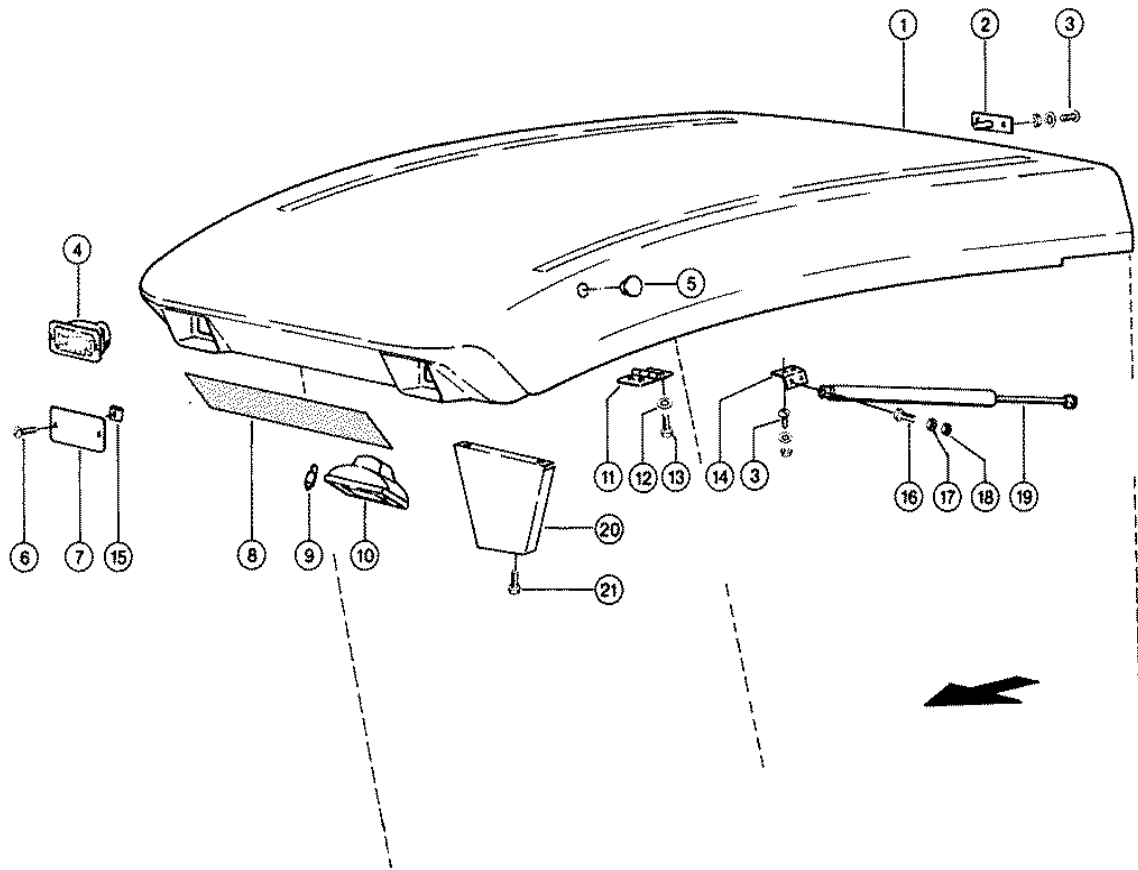
| Pos. | Part-No. | Description | DIN | Dimension | Qty. | Remark |
|------|---------------|-------------------|----------|---------------|------|-----------|
| 1 | 000 625 687 1 | Door r.h. | | | 1 | |
| 2 | 000 237 465 0 | Hexagonal screw | Iso4017 | M06x16 | 7 | |
| 3 | 000 239 392 0 | Contact washer | | B 6 | 7 | |
| 4 | 000 205 593 0 | Profile | | 20x30x1100 | 1 | |
| 5 | 000 625 677 0 | Angle | | 40x40x4x90 | 1 | |
| 6 | 000 236 200 0 | Hexagonal screw | Iso4017 | M08x20 | 5 | |
| 6 | 000 236 170 0 | Hexagonal nut | Iso4032 | M8 | 5 | |
| 6 | 000 239 393 1 | Contact washer | | B 8 | 5 | |
| 7 | 000 625 653 0 | Side wall r.h. | | | 1 | |
| 8 | 000 625 817 0 | Support | | | 1 | |
| 9 | 000 625 819 0 | Pin | | 8x23x20,5 | 1 | |
| 10 | 000 235 752 0 | Safety glas | D6799 | 6 | 1 | |
| 11 | 000 236 170 0 | Hexagonal nut | Iso4032 | M8 | 2 | |
| 12 | 000 237 069 0 | Countersunk bolt | Iso10642 | 8x 30 | 2 | |
| 13 | 000 625 821 0 | Spacer glass | | | 2 | |
| 14 | 000 625 820 0 | Grommet | | A 14x19x5,5 | 2 | |
| 15 | 000 625 818 0 | Handle | | | 1 | |
| 16 | 000 625 902 0 | Angle | | 1,5x53x1334 | 1 | |
| 17 | 000 625 843 0 | Locking plate | | | 1 | |
| 18 | 000 236 913 2 | Washer | Din125 | 10,50 | 2 | |
| 19 | 000 236 987 0 | Socket head screw | Iso4762 | m 8x 20 | 2 | |
| 20 | 000 239 393 1 | Contact washer | | B 8 | 2 | |
| 21 | 000 242 227 1 | Socket head screw | Iso4762 | m 8x 16 | 4 | |
| 21 | 000 237 439 0 | Hexagonal screw | Iso4017 | M08x16 | 1 | |
| 22 | 000 239 393 1 | Contact washer | | B 8 | 5 | |
| 23 | 000 205 554 0 | Seal strip | | | N.B | 4700 long |
| 24 | 000 236 200 0 | Hexagonal screw | Iso4017 | M08x20 | 3 | |
| 25 | 000 239 393 1 | Contact washer | | B 8 | 3 | |
| 26 | 000 236 357 0 | Shims | | 8,5x 14 X0,25 | 3 | |



Characteristic: **CAB, SIDE PANEL, L.H. - DOOR**

Illustration: **005**

| Pos. | Part-No. | Description | DIN | Dimension | Qty. | Remark |
|------|---------------|-------------------|---------|---------------|------|-----------|
| 1 | 000 625 652 0 | Side wall l.h. | | S | 1 | |
| 2 | 000 242 227 1 | Socket head screw | Iso4762 | m 8x 16 | 4 | |
| 2 | 000 237 439 0 | Hexagonal screw | Iso4017 | M08x16 | 1 | |
| 3 | 000 239 393 1 | Contact washer | | B 8 | 5 | |
| 4 | 000 216 026 0 | Eye bolt | Din444 | Bm 8x50x30 | 1 | |
| 5 | 000 236 170 0 | Hexagonal nut | Iso4032 | M8 | 1 | |
| 6 | 000 205 593 0 | Profile | | 20x30x1100 | 1 | |
| 7 | 000 236 987 0 | Socket head screw | Iso4762 | m 8x 20 | 2 | |
| 8 | 000 239 393 1 | Contact washer | | B 8 | 2 | |
| 9 | 000 236 913 2 | Washer | Din125 | 10,50 | 4 | |
| 10 | 000 625 578 1 | Locking plate | | | 1 | |
| 11 | 000 241 254 0 | Countersunk bolt | D963 | m 6x45 | 1 | |
| 12 | 000 625 835 0 | Gas spring | | | 1 | |
| 13 | 000 625 832 1 | Support | | | 1 | |
| 14 | 000 236 169 0 | Hexagonal nut | Iso4032 | M6 | 1 | |
| 15 | 000 239 392 0 | Contact washer | | B 6 | 7 | |
| 16 | 000 237 465 0 | Hexagonal screw | Iso4017 | M06x16 | 7 | |
| 17 | 000 205 554 0 | Seal strip | | | N.B | 4700 long |
| 18 | 000 625 677 0 | Angle | | 40x40x4x90 | 1 | |
| 19 | 000 236 200 0 | Hexagonal screw | Iso4017 | M08x20 | 5 | |
| 19 | 000 236 170 0 | Hexagonal nut | Iso4032 | M8 | 5 | |
| 19 | 000 239 393 1 | Contact washer | | B 8 | 5 | |
| 20 | 000 625 575 1 | Door l.h. | | | 1 | |
| 21 | 000 625 730 0 | Door handle | | | 1 | |
| 22 | 000 625 735 0 | Inside cover | | | 1 | |
| 23 | 000 625 736 0 | Cap | | | 1 | |
| 24 | 000 625 731 0 | Lock | | | 1 | |
| 25 | 000 625 732 0 | Adjusting plate | | | 1 | |
| 26 | 000 625 740 0 | Cover | | | 1 | |
| 27 | 000 625 734 0 | End piece | | | 1 | |
| 28 | 000 625 733 0 | Door handle | | | 1 | |
| 29 | 000 241 236 0 | Countersunk bolt | D963 | m 5x10 | 1 | |
| 30 | 000 215 031 0 | Washer | D6798 | A 5,3 | 1 | |
| 31 | 000 242 043 0 | Socket head screw | Din84 | m 5x10 | 1 | |
| 34 | 000 625 726 0 | Distance plate | | | 1 | |
| 35 | 000 216 058 0 | Countersunk bolt | Iso7046 | m 6x 25 | 3 | |
| 35 | 000 216 057 0 | Countersunk bolt | Iso7046 | m 6x 20 | 2 | |
| 35 | 000 236 911 2 | Washer | D125 | 6,4 | 1 | |
| 36 | 000 625 751 0 | Insert | | | 1 | |
| 37 | 000 625 723 0 | Shim large | | | 1 | |
| 38 | 000 625 727 0 | Mounting plate | | | 1 | |
| 39 | 000 625 750 0 | Shim | | | 1 | |
| 40 | 000 625 753 0 | Rubber disc | | | 1 | |
| 41 | 000 625 752 0 | Cap | | | 1 | |
| 42 | 000 625 725 0 | Spacer tube | | | 1 | |
| 43 | 000 625 724 0 | Shim | | | 1 | |
| 44 | 000 625 721 0 | Handle, exterior | | | 1 | |
| 45 | 000 625 722 0 | Door key | | Einheitsschl. | 1 | |
| 46 | 000 625 902 0 | Angle | | 1,5x53x1334 | 1 | |
| 47 | 000 237 928 0 | Hexagonal nut | Iso4035 | m 8 | 1 | |
| 47 | 000 238 132 0 | Securing nut | Iso7042 | M08 | 1 | |



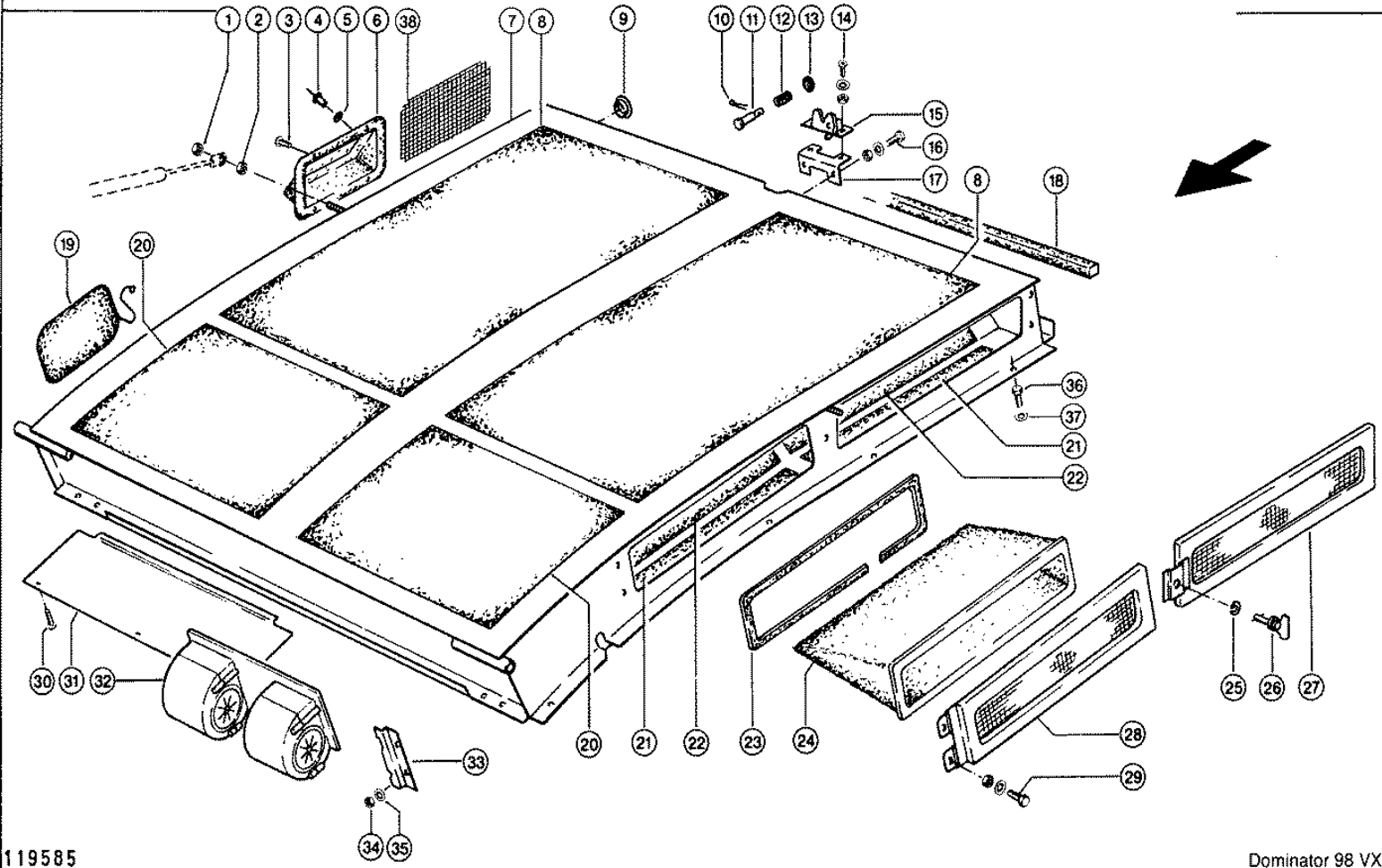
CLAAS SPARE PARTS LIST

05.09.2008
Sheet 1
DOMINATOR 98 VX

Characteristic: **CAB, ROOF**

Illustration: **006**

| Pos. | Part-No. | Description | DIN | Dimension | Qty. | Remark |
|------|---------------|-------------------|---------|-----------------|------|---------------|
| 1 | 000 625 544 5 | Roof hood | | | 1 | |
| 2 | 000 625 541 1 | Hood holder | | | 1 | |
| 3 | 000 636 792 1 | Flat head bolt | | m 6x 16 | 10 | |
| 3 | 000 236 169 0 | Hexagonal nut | Iso4032 | M6 | 10 | |
| 3 | 000 239 392 0 | Contact washer | | B 6 | 10 | |
| 4 | 000 625 914 0 | Work light | | | 2 | optional |
| - | 000 238 091 0 | Bulb halogene | D72601 | 12v/55w Pk22s | 2 | optional |
| 5 | 000 215 502 0 | Cover cap | | 28,0-30,0 | 2 | |
| 6 | 000 215 720 0 | Fill.Head Screw | | St4,2x13-C-Kfr- | 4 | |
| 7 | 000 625 647 0 | Panel | | 1,5x90x174 | 2 | |
| 8 | 000 514 757 0 | Sticker | | F.Kabinendach | 1 | decal - Claas |
| 9 | 000 238 091 0 | Bulb halogene | D72601 | 12v/55w Pk22s | 4 | |
| 10 | 000 625 719 0 | Headlights | | | 4 | |
| 11 | 000 625 642 0 | Hinge | | | 2 | |
| 12 | 000 239 392 0 | Contact washer | | B 6 | 4 | |
| 13 | 000 237 466 0 | Hexagonal screw | Iso4017 | M06x20 | 4 | |
| 14 | 000 622 781 0 | Gas spring bear. | | | 2 | |
| 15 | 000 215 738 0 | Nut | | St4,2 - 3,0-4,5 | 12 | |
| 16 | 000 244 378 0 | Hexagonal screw | Iso4017 | m 8x25 | 2 | |
| 17 | 000 236 170 0 | Hexagonal nut | Iso4032 | M8 | 2 | |
| 18 | 000 238 132 0 | Securing nut | Iso7042 | M08 | 2 | |
| 19 | 000 618 885 0 | Gas spring | | | 2 | |
| 20 | 000 625 643 0 | Gusset plate l.h. | | | 1 | |
| 20 | 000 625 644 0 | Gusset plate r.h. | | | 1 | |
| 21 | 000 237 466 0 | Hexagonal screw | Iso4017 | M06x20 | 4 | |



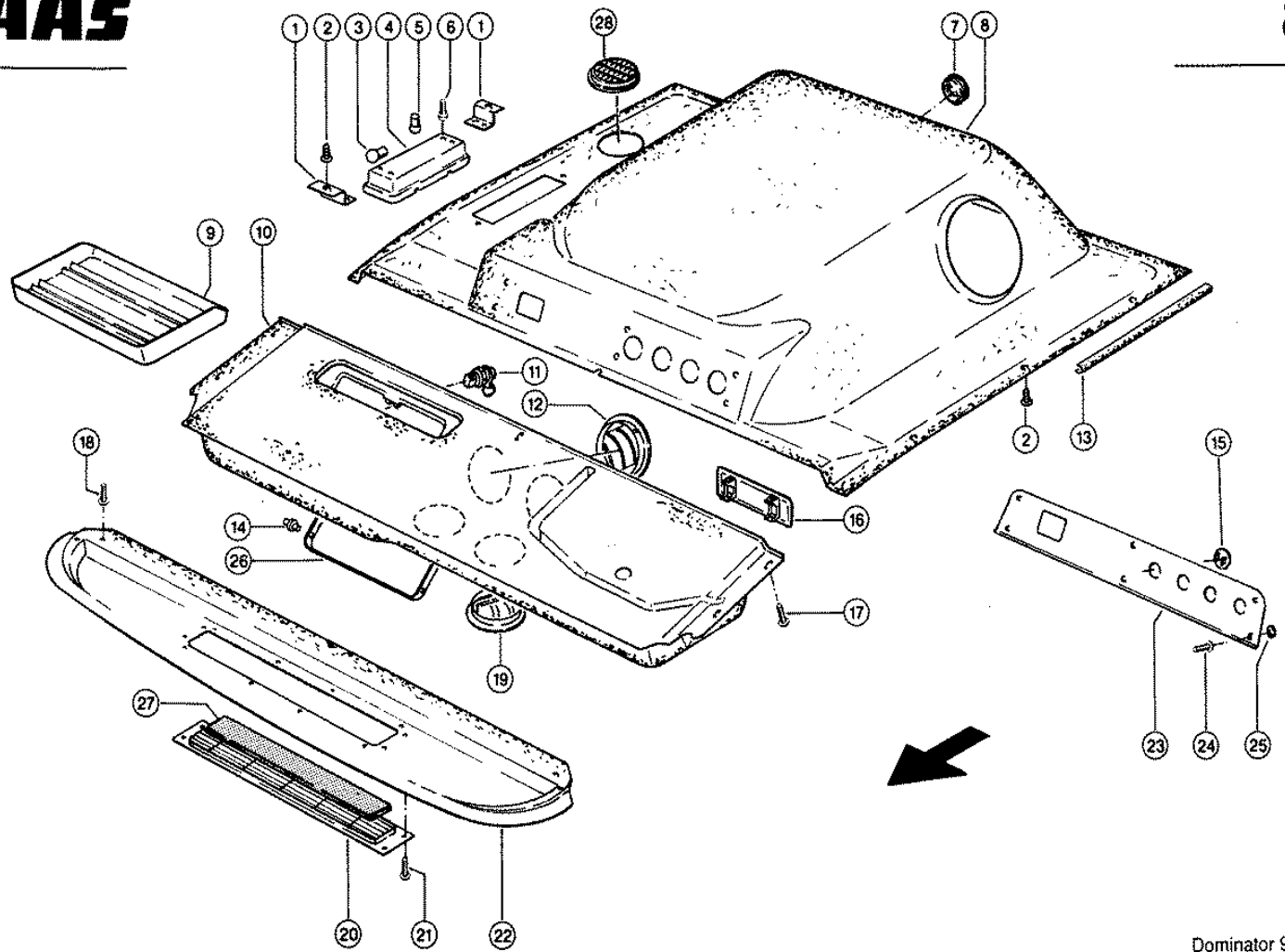
CLAAS SPARE PARTS LIST

05.09.2008
Sheet 1
DOMINATOR 98 VX

Characteristic: **CAB, ROOF**

Illustration: **007**

| Pos. | Part-No. | Description | DIN | Dimension | Qty. | Remark |
|------|---------------|-------------------|---------|-----------------|------|-------------------|
| 1 | 000 236 170 0 | Hexagonal nut | Iso4032 | M8 | 2 | |
| 2 | 000 238 132 0 | Securing nut | Iso7042 | M8 | 2 | |
| 3 | 000 242 499 1 | Sheet metal screw | D6928 | St4,8x9,5-C | 4 | |
| 4 | 000 238 018 1 | Rivet | D7337 | A 4,0x10 | 3 | |
| 5 | 000 236 979 1 | Washer | D125 | 4,3 | 3 | |
| 6 | 000 625 549 0 | Ventilation | | | 1 | |
| 7 | 000 625 531 4 | Roof | | | 1 | |
| 8 | 000 622 747 0 | Insulation | | 2x530x1000 | 2 | |
| 9 | 000 238 886 2 | Plug | | D30,5-F | 6 | |
| 9 | 000 238 271 0 | Plug | | D22,4-F | 3 | |
| 9 | 000 238 457 0 | Plug | | D38,4-F | 3 | |
| 10 | 000 235 088 0 | Split pin | I1234 | 4 X 18 | 1 | |
| 11 | 000 625 698 1 | Pressure pin | | D18x 50 | 1 | |
| 12 | 000 503 693 0 | Compress.spring | | 1,5 X 14 X 33 | 1 | |
| 13 | 000 623 341 0 | Cable ring | | B10x14x2 | 1 | |
| 14 | 000 237 061 0 | Countersunk bolt | Iso1064 | M 6x 16 | 2 | |
| 14 | 000 236 169 0 | Hexagonal nut | Iso4032 | M6 | 2 | |
| 14 | 000 239 392 0 | Contact washer | | B 6 | 2 | |
| 15 | 000 609 636 1 | Cover lock | | | 1 | |
| 16 | 000 237 465 0 | Hexagonal screw | Iso4017 | M06x16 | 2 | |
| 16 | 000 236 169 0 | Hexagonal nut | Iso4032 | M6 | 2 | |
| 16 | 000 239 392 0 | Contact washer | | B 6 | 2 | |
| 17 | 000 625 540 1 | Lock support | | 2,5x75,8x105 | 1 | |
| 18 | 000 205 368 0 | Seal foam | | 15x20x2000 | N.B | 3400 long |
| 18 | 000 201 480 0 | Wood pulp strip | | 12x4 Selbstkleb | N.B | 600 long |
| 19 | 000 701 740 3 | Inspec.hole door | | | 1 | |
| 20 | 000 622 746 0 | Insulation | | 2x500x530 | 2 | |
| 21 | 000 622 743 0 | Insulation | | 2x100x530 | 2 | |
| 22 | 000 622 744 0 | Insulation | | 2x200x530 | 3 | |
| 23 | 000 201 354 0 | Seal strip | | 1,0-3,5 | N.B | |
| 24 | 000 071 525 1 | Filter bag | | | 2 | |
| 25 | 000 601 243 0 | Support washer | | 10,8x25x0,6 | 1 | |
| 26 | 000 601 248 0 | Locking pin | | | 1 | |
| 27 | 000 625 533 1 | Filter frame | | | 1 | |
| 28 | 000 625 534 1 | Filter frame | | | 1 | |
| 29 | 000 237 464 0 | Hexagonal screw | Iso4017 | M06x12 | 4 | |
| 29 | 000 236 169 0 | Hexagonal nut | Iso4032 | M6 | 4 | |
| 29 | 000 239 392 0 | Contact washer | | B 6 | 4 | |
| 30 | 000 215 720 0 | Fill.Head Screw | | St4,2x13-C-Kfr- | 3 | |
| 31 | 000 625 681 0 | Cover | | 1x812x570 | 1 | |
| 32 | 000 625 718 0 | Fan | | | 1 | |
| 33 | 000 625 639 0 | Fan support | | | 1 | |
| 34 | 000 236 169 0 | Hexagonal nut | Iso4032 | M6 | 2 | |
| 35 | 000 239 392 0 | Contact washer | | B 6 | 2 | |
| 36 | 000 236 200 0 | Hexagonal screw | Iso4017 | M08x20 | 14 | |
| 37 | 000 239 393 1 | Contact washer | | B 8 | 14 | |
| 38 | 000 625 649 0 | Guard screen | | 230x135 | 1 | from No. 09308350 |



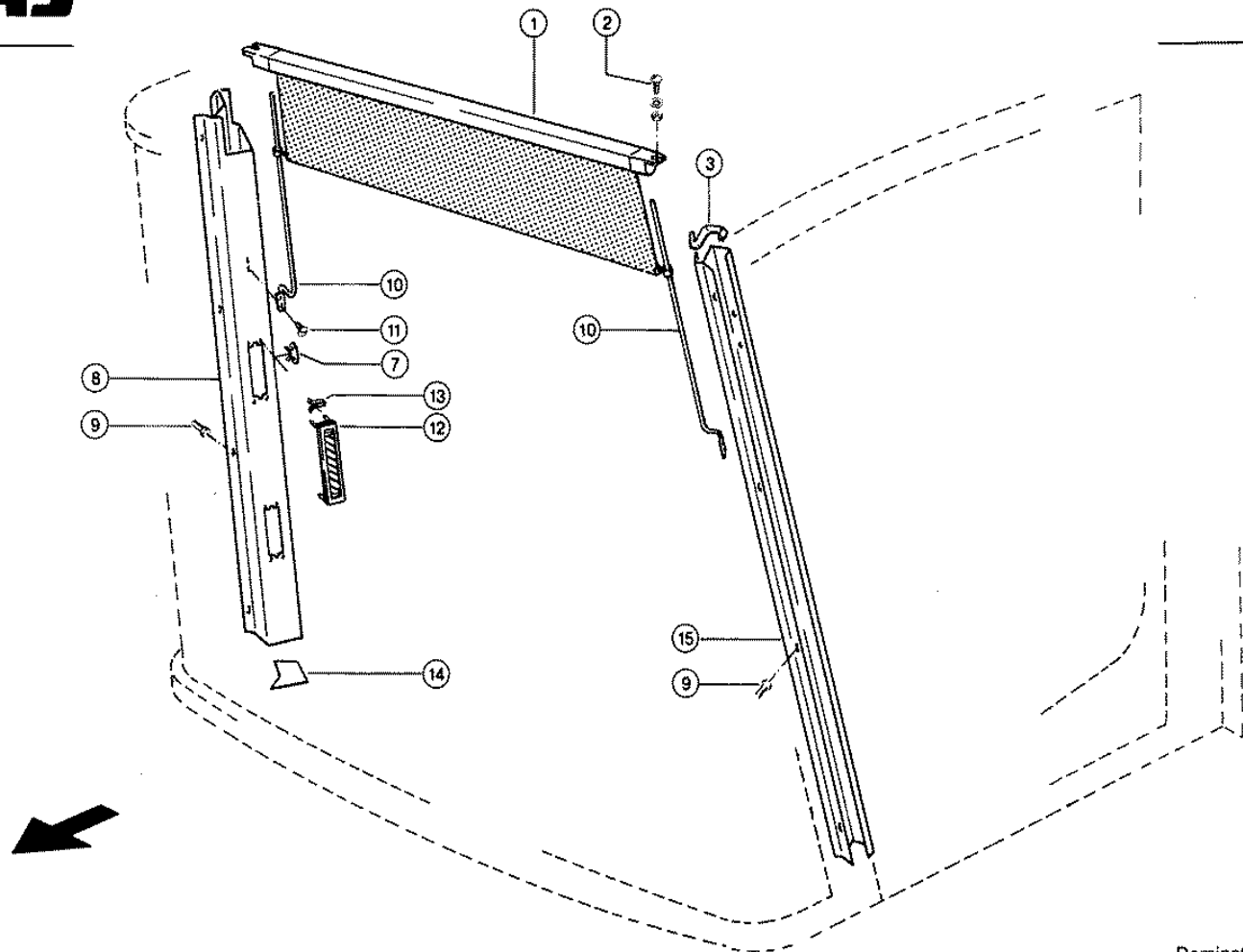
CLAAS SPARE PARTS LIST

05.09.2008
Sheet 1
DOMINATOR 98 VX

Characteristic: **CAB, LINING**

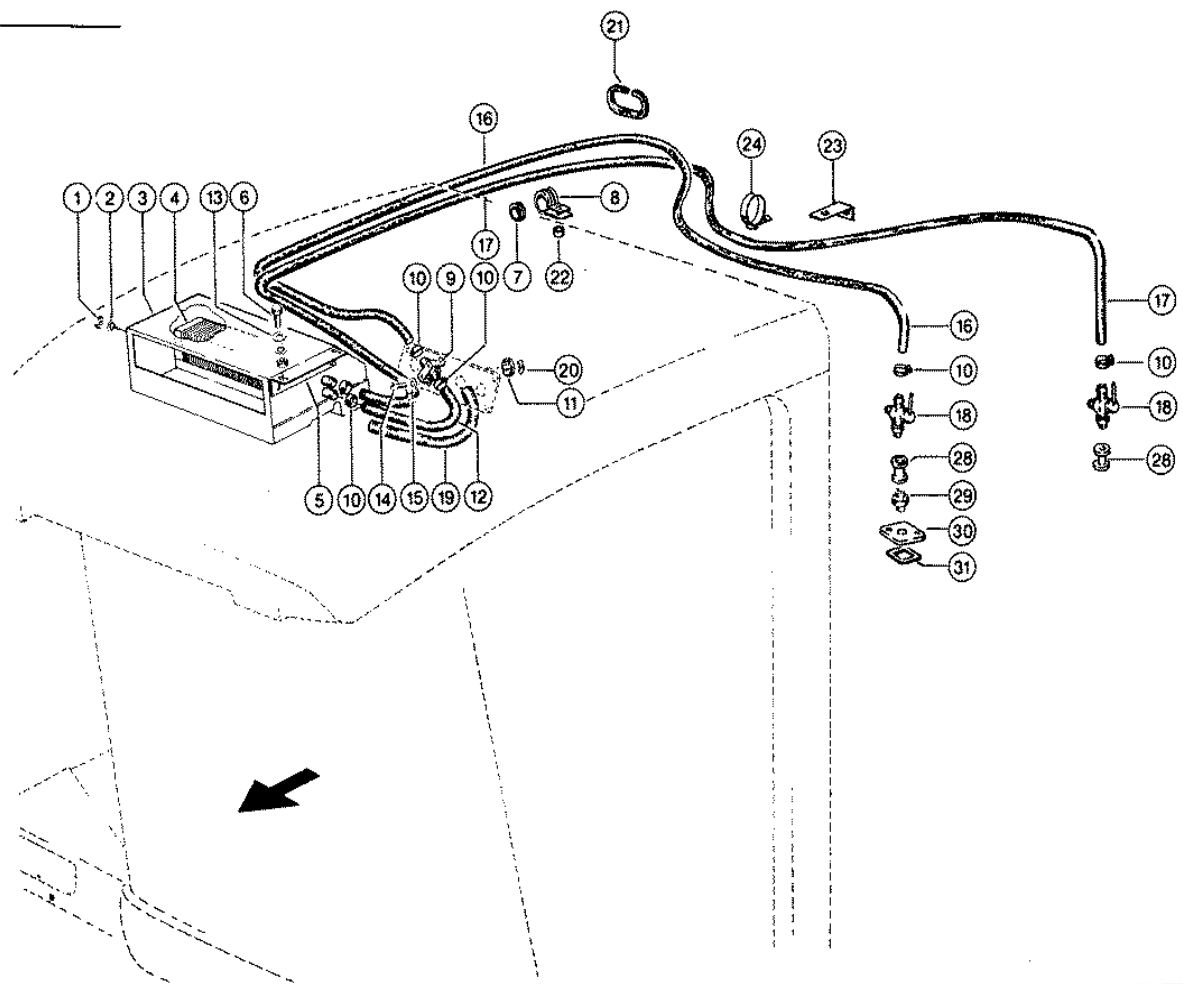
Illustration: **008**

| Pos. | Part-No. | Description | DIN | Dimension | Qty. | Remark |
|------|---------------|-------------------|-------|-----------------|------|-----------|
| 1 | 000 625 551 0 | Support | | 1,5x60x69 | 2 | |
| 2 | 000 215 587 0 | Plastic plug | | D 8 22,75lg | 8 | |
| 3 | 000 233 546 0 | Lamp | D7260 | 12v 21w Ba 15 S | 1 | |
| 4 | 000 625 586 0 | Rear light | | | 1 | |
| 5 | 000 244 982 0 | Lamp | D7260 | G 12v 10w | 1 | |
| 6 | 000 242 499 1 | Sheet metal screw | D6928 | St4,8x9,5-C | 4 | |
| 7 | 000 625 699 0 | Grommet | | 40x5 | 1 | |
| 8 | 000 625 550 3 | Roof housing | | Schlusseindecku | 1 | |
| 9 | 000 625 704 0 | Bowl | | 42x239,8x350 | 1 | |
| 10 | 000 625 554 0 | Air outlet panel | | | 1 | |
| 11 | 000 625 558 0 | Lock | | | 1 | |
| 12 | 000 625 557 0 | Louvre | | | 2 | |
| 13 | 000 205 350 0 | Profile | | 20x30x2000 | N.B | 1000 long |
| 14 | 000 625 556 0 | Hinge roller | | (Stiff) | 2 | |
| 15 | 000 215 912 0 | Cover cap | | 28x39 | 2 | |
| 16 | 000 622 998 0 | Panel | | | 1 | |
| 17 | 000 238 923 1 | Flat head bolt | | m 6x 25 | 6 | |
| 18 | 000 215 720 0 | Fill.Head Screw | | St4,2x13-C-Kfr- | 5 | |
| 19 | 000 606 235 0 | Grill | | | 2 | |
| 20 | 000 622 843 1 | Grill | | 503x 80 | 1 | |
| 21 | 000 215 565 0 | Fill.Head Screw | D7981 | St3,5x 9,5-F-H | 6 | |
| 22 | 000 625 703 1 | Sheeting front | | | 1 | |
| 23 | 000 625 754 1 | Switch retainer | | 5,5x107x300 | 1 | |
| 24 | 000 215 908 0 | Screw cap | | 3,9x16-C-H | 6 | |
| 25 | 000 215 909 0 | Cap | | für St3,9 | 6 | |
| 26 | 000 625 555 0 | Cover | | | 1 | |
| 27 | 000 622 844 1 | Filter mat | | | 1 | |
| 28 | 000 622 771 0 | Louvre | | | 1 | |
| - | 000 205 554 0 | Seal strip | | | N.B | 9400 long |



Characteristic: **CAB, ACCESSORIES**Illustration: **009**

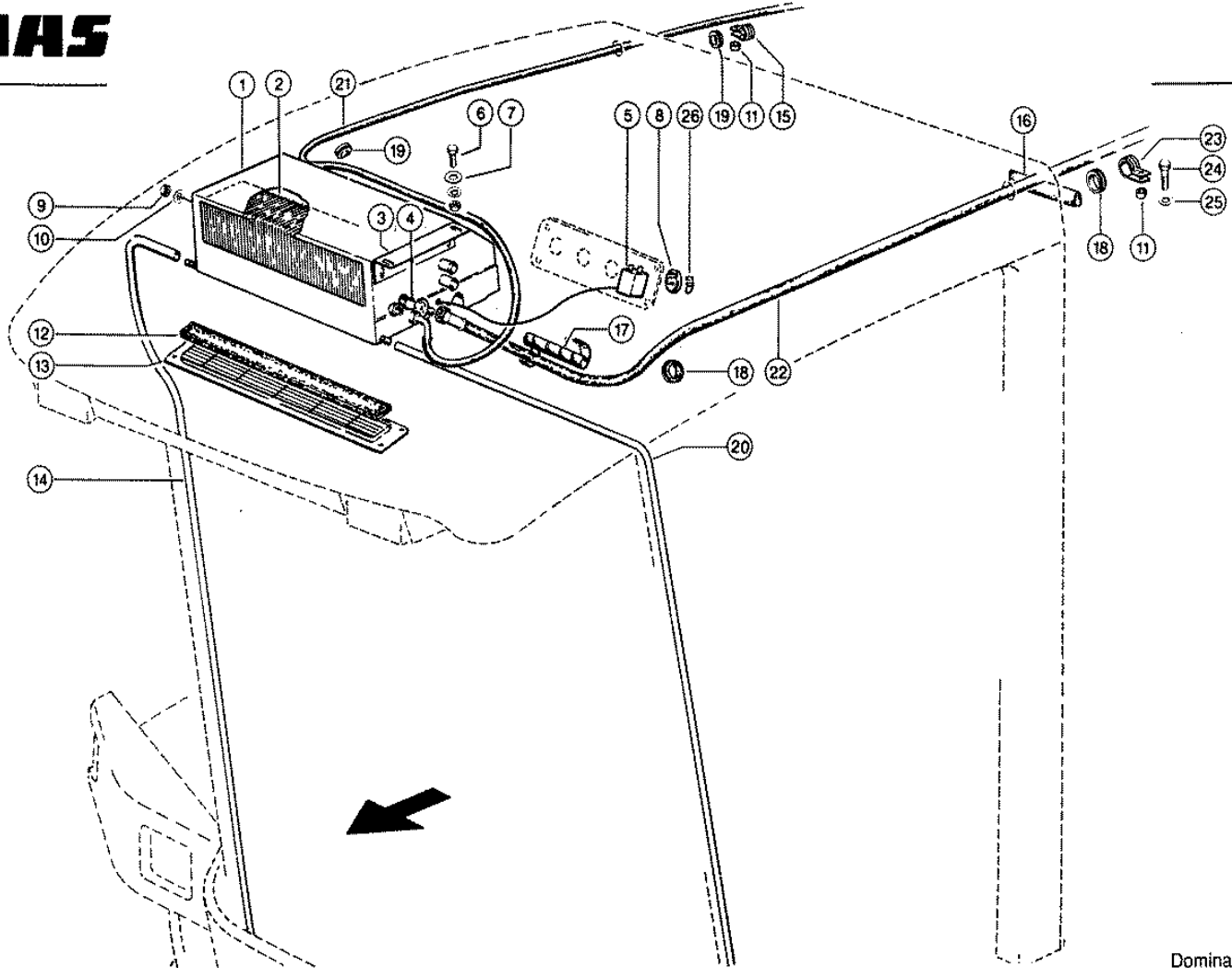
| Pos. | Part-No. | Description | DIN | Dimension | Qty. | Remark |
|------|---------------|-------------------|---------|--------------|------|---------------------------|
| 1 | 000 625 595 0 | Sunshade | | | 1 | |
| 2 | 000 636 792 1 | Flat head bolt | | m 6x 16 | 2 | |
| 2 | 000 236 169 0 | Hexagonal nut | Iso4032 | M6 | 2 | |
| 2 | 000 239 386 0 | Contact washer | | A 6 | 2 | |
| 3 | 000 205 547 0 | Sealing profile | | | N.B | 325 long |
| 7 | 000 215 900 0 | Cover cap | | 35,0-38,0 | 1 | not at fieldwork computer |
| 8 | 000 625 597 2 | Air guide | | | 1 | |
| 9 | 000 242 500 1 | Sheet metal screw | D6928 | St4,8x13-C | 8 | |
| 10 | 000 625 599 0 | Guide | | | 2 | |
| 11 | 000 242 713 1 | Fill.Head Screw | D7981 | St3,9x16-C-H | 4 | |
| 12 | 000 622 770 0 | Louvre | | | 10 | |
| 13 | 000 215 764 0 | Spring bushing | | D3 | 40 | |
| 14 | 000 625 682 0 | End piece | | 30x73x97 | 2 | |
| 15 | 000 625 561 2 | Air guide | | | 1 | |



Characteristic: **CAB HEATER**

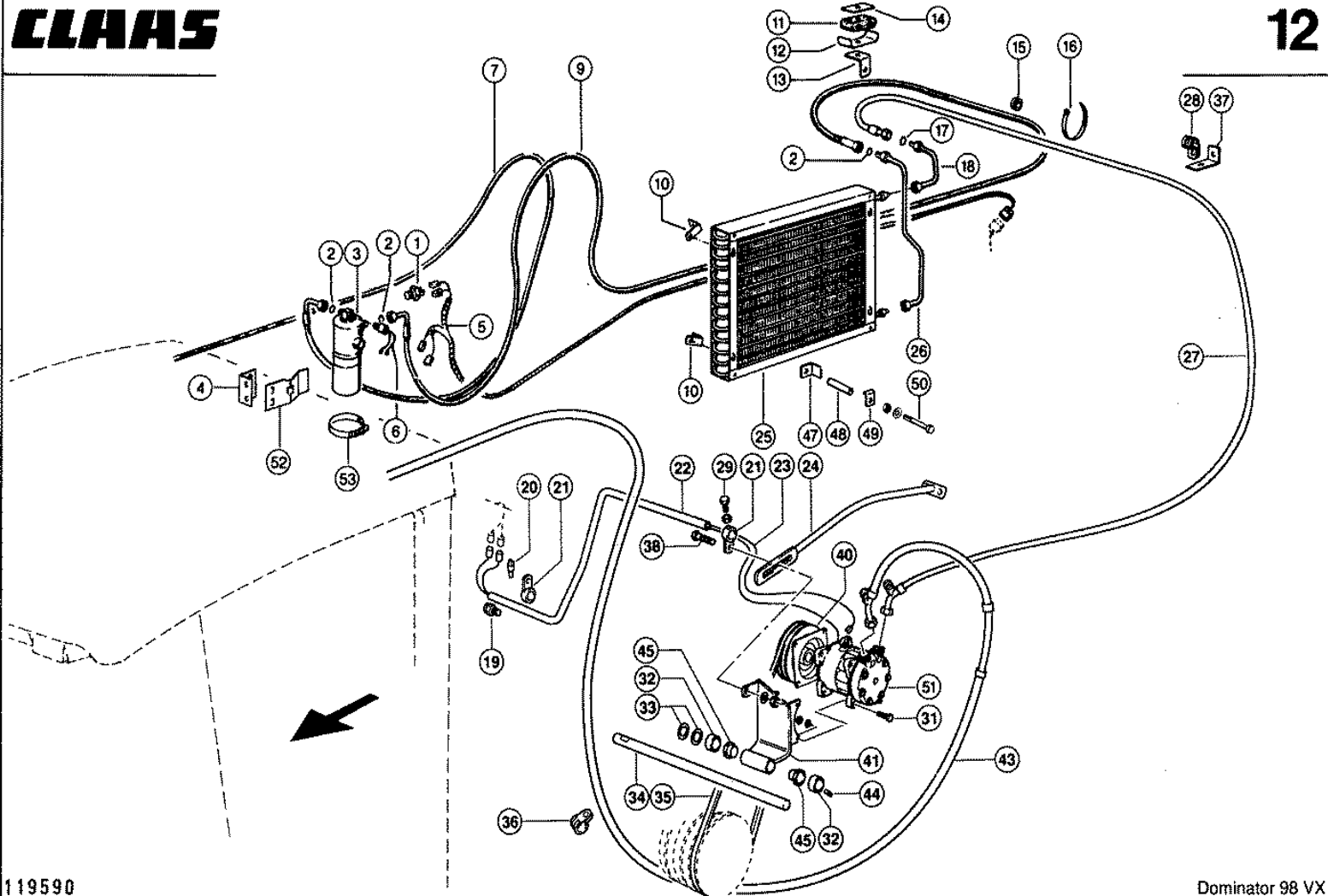
Illustration: **010**

| Pos. | Part-No. | Description | DIN | Dimension | Qty. | Remark |
|------|---------------|-------------------|---------|------------------|------|---------------------------|
| 1 | 000 236 169 0 | Hexagonal nut | Iso4032 | M6 | 2 | |
| 2 | 000 239 392 0 | Contact washer | | B 6 | 2 | |
| 3 | 000 625 709 0 | Heater+Air-Condi. | | | 1 | see illustration plate 11 |
| 4 | 000 625 746 0 | Heater core | | | 1 | |
| 5 | 000 625 744 0 | Support angle | | | 1 | |
| 6 | 000 237 465 0 | Hexagonal screw | Iso4017 | M06x16 | 2 | |
| 6 | 000 236 169 0 | Hexagonal nut | Iso4032 | M6 | 2 | |
| 6 | 000 239 392 0 | Contact washer | | B 6 | 2 | |
| 7 | 000 238 250 0 | Cable ring | | A24x30x3,5 | 4 | |
| 8 | 000 238 247 0 | Pipe clamp | | Rsgu 1.2x23/15 | 2 | |
| 8 | 000 215 394 0 | Pipe clamp | Din3016 | 1-24x20 | 2 | |
| 9 | 000 625 712 0 | Valve | | | 1 | |
| 10 | 000 215 408 0 | Hose clamp | D3017 | W.Ers.D.2154081 | 6 | |
| 11 | 000 625 920 0 | Rotary button | | D. 40 | 1 | |
| 12 | 000 205 351 0 | Tube | | 15x3,5x40000 | N.B | 500 long |
| 13 | 000 236 180 0 | Washer | D9021 | 6,4 | 2 | |
| 14 | 000 235 016 1 | Socket head screw | D84 | m 5x12 | 2 | |
| 15 | 000 236 910 2 | Washer | D125 | 5,3 | 2 | |
| 16 | 000 205 351 0 | Tube | | 15x3,5x40000 | N.B | 4300 long, feed |
| 17 | 000 205 351 0 | Tube | | 15x3,5x40000 | N.B | 4300 long, reverse |
| 18 | 000 622 875 2 | Ball-type tap | | Dn 8 Pn16 | 2 | |
| 19 | 000 205 590 0 | Corrugat. conduit | | Nw 26 / Pro Rol | N.B | 2 X 350 long |
| 20 | 000 625 925 0 | Supplement | | D 40 | 1 | |
| 21 | 000 200 706 0 | Edge protector | | Hellgrau | N.B | |
| 22 | 000 608 803 0 | Spacer ring | | 10x 20x10 | 1 | |
| 23 | 000 783 768 0 | Angle strap | | 4x20x63 | 1 | |
| 24 | 000 755 646 0 | Cable band | | Min. 3,5x142 | 3 | |
| 28 | 000 405 225 0 | Sleeve | D2950 | 3/8-M2 | 1 | |
| 29 | 000 405 285 0 | Double nipple | D2950 | Z3/8 N8 | 1 | |
| 30 | 000 649 525 0 | Flange | | Db 3662030139kz1 | 1 | |
| 31 | 000 657 259 0 | Gasket | D | | 1 | |



Characteristic: **AIR CONDITIONER**Illustration: **011**

| Pos. | Part-No. | Description | DIN | Dimension | Qty. | Remark |
|------|---------------|-------------------|---------|----------------|------|---------------------------|
| 1 | 000 625 709 0 | Heater+Air-Condi. | | | 1 | |
| 1 | 000 625 741 0 | Housing top part | | Gehäuse | 1 | |
| 1 | 000 625 749 0 | Housing bottom p. | | | 1 | |
| 2 | 000 625 742 0 | Evaporator | | | 1 | |
| - | 000 625 746 0 | Heater core | | | 1 | see illustration plate 10 |
| 3 | 000 625 744 0 | Support angle | | | 1 | |
| 4 | 000 625 743 0 | Expansion valve | | | 1 | |
| 5 | 000 625 745 0 | Regulator | | | 1 | |
| 6 | 000 237 465 0 | Hexagonal screw | Iso4017 | M06x16 | 2 | |
| 6 | 000 236 169 0 | Hexagonal nut | Iso4032 | M6 | 2 | |
| 6 | 000 239 392 0 | Contact washer | | B 6 | 2 | |
| 7 | 000 236 180 0 | Washer | D9021 | 6,4 | 2 | |
| 8 | 000 625 920 0 | Rotary button | | D. 40 | 1 | |
| 9 | 000 236 169 0 | Hexagonal nut | Iso4032 | M6 | 2 | |
| 10 | 000 239 392 0 | Contact washer | | B 6 | 2 | |
| 11 | 000 608 803 0 | Spacer ring | | 10x 20x10 | 2 | |
| 12 | 000 622 844 1 | Filter mat | | | 1 | |
| 13 | 000 622 843 1 | Grill | | 503x 80 | 1 | |
| 14 | 000 136 564 0 | Tube | | 12x18x3000 | 1 | 2300 long |
| 15 | 000 812 991 0 | Pipe clamp | Din3016 | DN1-15x20 | 2 | |
| 16 | 000 200 706 0 | Edge protector | | Hellgrau | N.B | 120 / 180 long |
| 17 | 000 205 423 0 | Isolating strip | | 50x3 Verhautet | 1 | |
| 18 | 000 622 932 0 | Cable ring | | C21-28x38x1,5 | 2 | |
| 19 | 000 215 409 0 | Cable ring | | C10-18x30x1,5 | 2 | |
| 20 | 000 136 564 0 | Tube | | 12x18x3000 | 1 | 2800 long |
| 21 | 000 625 957 0 | Pressure pipe | | | 1 | |
| - | 000 211 600 1 | O-ring | Din3771 | 17,65x1,78-N | 2 | |
| 22 | 000 625 875 0 | Suct.pipe | | | 1 | |
| - | 000 211 602 1 | O-ring | D3771 | 14 X1,78-N | 1 | |
| - | 000 211 692 1 | O-ring | D3771 | 17x1,8 -N | 1 | |
| 23 | 000 215 394 0 | Pipe clamp | Din3016 | DN1-24x20 | 1 | |
| 23 | 000 215 083 0 | Pipe clamp | Din3016 | DN1-30x25 | 1 | |
| 24 | 000 237 442 0 | Hexagonal screw | Iso4017 | M08x25 | 1 | |
| 24 | 000 238 094 0 | Hexagonal screw | Iso4017 | M06x25 | 1 | |
| 25 | 000 239 387 0 | Contact washer | | A 8 | 1 | |
| 25 | 000 239 392 0 | Contact washer | | B 6 | 1 | |
| 26 | 000 625 925 0 | Supplement | | D 40 | 1 | |



CLAAS SPARE PARTS LIST

05.09.2008
Sheet 1
DOMINATOR 98 VX

Characteristic: **AIR CONDITIONER**

Illustration: **012**

| Pos. | Part-No. | Description | DIN | Dimension | Qty. | Remark |
|------|---------------|-------------------|---------|-----------------|------|-------------------|
| 1 | 000 622 808 0 | Lp Switch | | | 1 | |
| 2 | 000 211 600 1 | O-ring | Din3771 | 17,65x1,78-N | 4 | |
| 3 | 000 625 856 1 | Container | | | 1 | |
| 4 | 000 622 860 0 | Angle | | 2,5x75x65 | 1 | |
| 5 | 000 012 198 0 | Wiring loom | | Klimaanlage | 1 | |
| 6 | 000 622 856 0 | High press.switch | | Schliesser | 1 | |
| 7 | 000 625 957 0 | Pressure pipe | | | 1 | |
| 9 | 000 622 851 1 | Tube | | Dn 8x2000 | 1 | |
| 10 | 000 625 072 1 | Support | | 25x5x107 | 4 | |
| 11 | 000 607 110 0 | Rubber bearing | | 15/10 | 1 | |
| 12 | 000 672 209 0 | Attaching Clamp | | Bss 2x22x25x3 | 1 | |
| 13 | 000 686 429 1 | Angle | | 30x3x62 | 1 | |
| 14 | 000 656 255 0 | Counter plate | | 25x3x46 | 1 | |
| 15 | 000 215 409 0 | Cable ring | | C10-18x30x1,5 | 5 | |
| 16 | 000 755 646 0 | Cable band | | Min. 3,5x142 | 10 | |
| 17 | 000 211 601 1 | O-ring | D3771 | 11,1 X1,78-N | 2 | |
| 18 | 000 622 857 0 | Pipe | | | 1 | |
| 19 | 000 412 281 0 | Nipple | | Pg 9 | 2 | |
| 20 | 000 211 783 0 | Plug housing | | 1 Polig | 2 | |
| 21 | 000 010 190 0 | Support | | | 2 | |
| 22 | 000 010 191 0 | Protective tube | | R18x1,5x1130 | 1 | |
| 23 | 000 010 241 0 | Earth cable | | 2,5 qmm 1630lg | 1 | |
| 24 | 000 621 916 1 | Tensioning plate | | | 1 | |
| 25 | 000 546 003 0 | Condensor | | | 1 | from no. 09308611 |
| 25 | 000 622 847 2 | Condensor | | | 1 | to No. 09308610 |
| 26 | 000 622 858 0 | Pipe | | | 1 | |
| 27 | 000 625 878 0 | Hose pipe | | | 1 | |
| 28 | 000 812 991 0 | Pipe clamp | Din3016 | D1-15x20 | 4 | |
| 29 | 000 237 759 1 | Hexagonal screw | Iso4017 | m 8x25-Cp | 2 | |
| 29 | 000 236 170 0 | Hexagonal nut | Iso4032 | M8 | 2 | |
| 31 | 000 237 370 0 | Hexagonal screw | Iso4017 | M08x30 | 4 | |
| 31 | 000 236 170 0 | Hexagonal nut | Iso4032 | M8 | 4 | |
| 31 | 000 239 387 0 | Contact washer | | A 8 | 4 | |
| 32 | 000 500 309 2 | Adjusting ring | | A30e8x45x15/M10 | 2 | |
| 33 | 000 233 124 1 | Shims | Din988 | 30x 42x1 | N.B | |
| 34 | 000 603 219 0 | Bearing bolt | | D 30x490 | 1 | |
| 35 | 000 749 819 0 | V-belt | | | 1 | from no. 09308611 |
| 35 | 000 629 908 1 | V-belt | | | 1 | to No. 09308610 |
| 36 | 000 215 083 0 | Pipe clamp | Din3016 | D1-30x25 | 1 | |
| 37 | 000 618 512 0 | Attaching Angle | | 30x5x128,5 | 2 | |
| 38 | 000 235 532 0 | Hexagonal screw | Iso4014 | M10x40 | 1 | |
| 38 | 000 236 171 0 | Hexagonal nut | Iso4032 | M10 | 1 | |
| 38 | 000 239 394 1 | Contact washer | | B10 | 1 | |
| 40 | 000 181 041 0 | Magnetic clutch | | Sd0759-6010 | 1 | |
| 41 | 000 752 303 0 | Compress.support | | | 1 | |
| 43 | 000 625 875 0 | Suct.pipe | | | 1 | |
| - | 000 211 602 1 | O-ring | D3771 | 14 X1,78-N | 1 | |
| - | 000 211 692 1 | O-ring | D3771 | 17x1,8 -N | 1 | |
| 44 | 000 236 552 0 | Threaded pin | Iso4029 | M10x 8 | 2 | |
| 45 | 000 008 550 0 | Bushing | | 30 X 34 X21 | 2 | |
| 47 | 000 603 781 0 | Angle | | 3x35x15 | 1 | |
| 48 | 000 673 127 0 | Spacer sleeve | | D14x1,5x89 | 1 | |
| 49 | 000 622 859 0 | Clamping piece | | 2x20x29 | 1 | |
| 50 | 000 215 221 0 | Hexagonal screw | Iso4014 | m 6x100-Sk | 1 | |

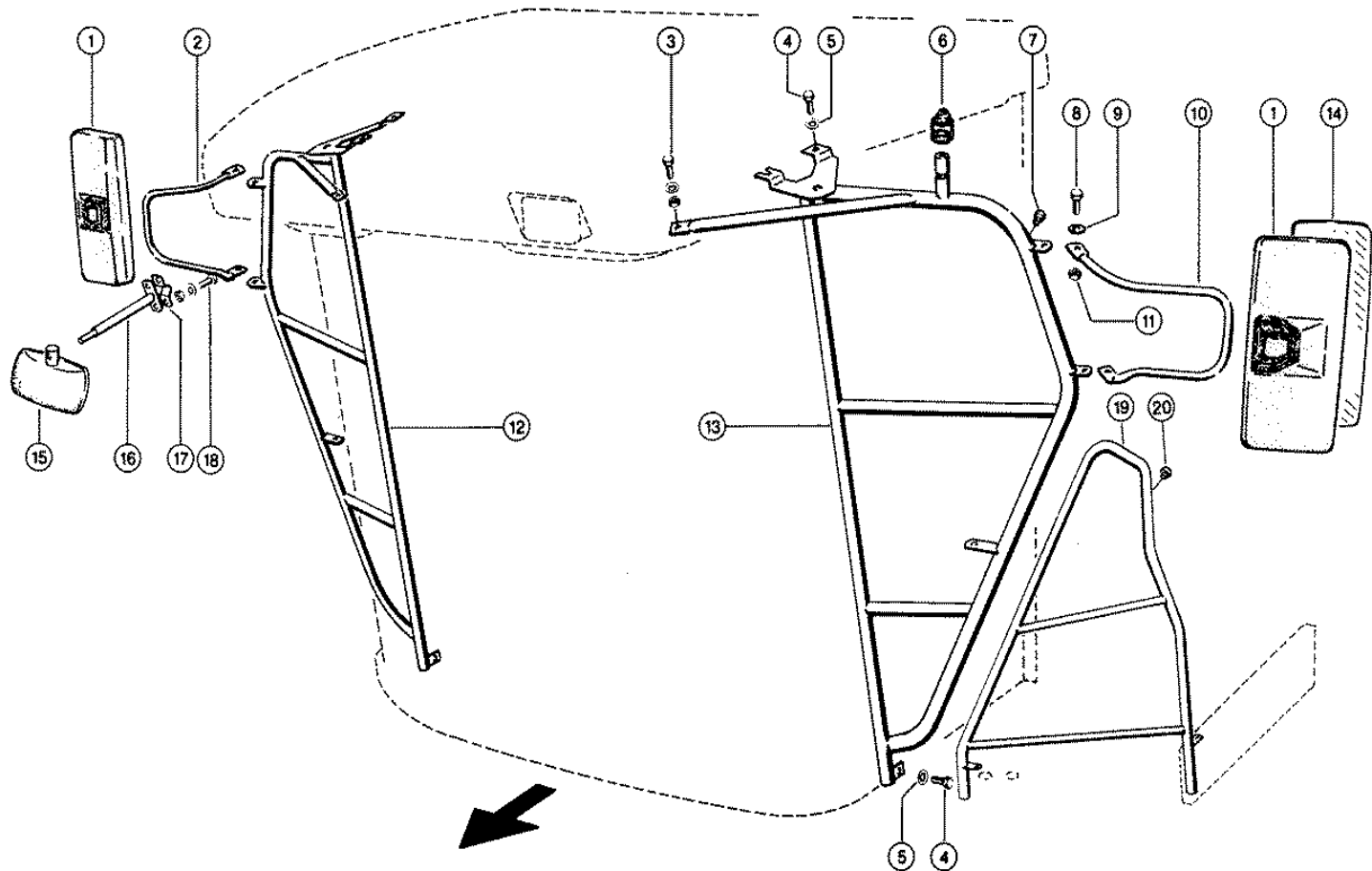
CLAAS SPARE PARTS LIST

05.09.2008
Sheet 2
DOMINATOR 98 VX

Characteristic: **AIR CONDITIONER**

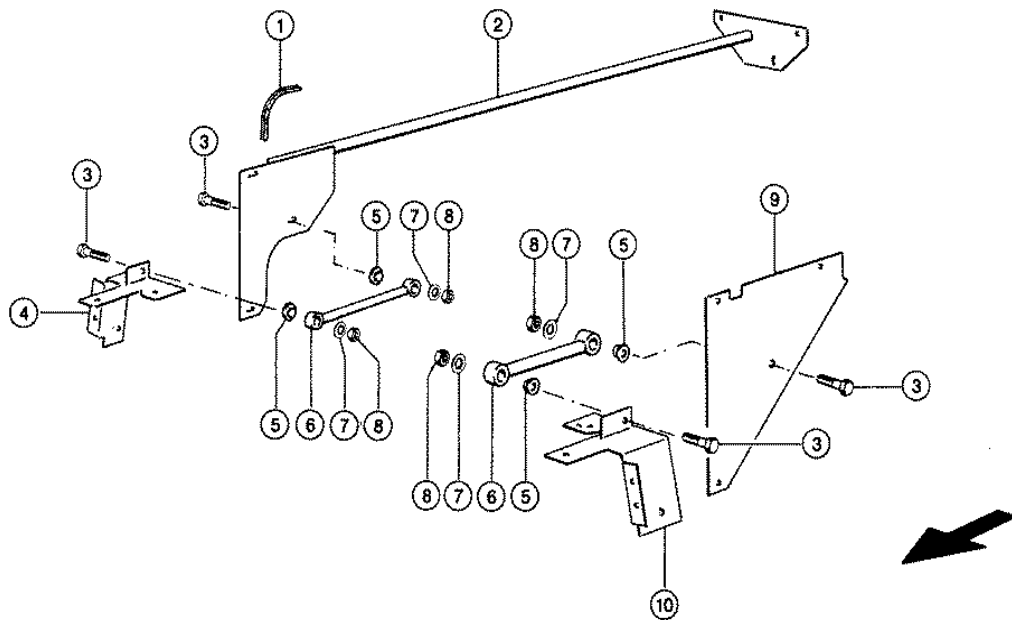
Illustration: **012**

| Pos. | Part-No. | Description | DIN | Dimension | Qty. | Remark |
|------|---------------|-----------------|---------|-----------------|------|--------|
| 50 | 000 236 169 0 | Hexagonal nut | Iso4032 | M6 | 1 | |
| 50 | 000 239 392 0 | Contact washer | | B 6 | 1 | |
| 51 | 000 625 879 0 | Compressor cpl | | Sd5h14 | 1 | |
| - | 000 181 039 0 | Seal set | | Sd7703-9830 | 1 | |
| - | 000 181 040 0 | Seal set | | Sd6320-9610 | 1 | |
| - | 000 181 042 0 | Fitting kit | | Sd5800-9800 | 1 | |
| - | 000 181 043 0 | Dust shield | | Sd8477-1070 | 1 | |
| - | 000 013 492 0 | Cable extension | | Kompressor-Kupp | 1 | |
| 52 | 000 546 125 0 | Support | | 2x65x93 | 1 | |
| 53 | 000 408 561 1 | Hose clamp | D3017 | W.Ers.D.4085612 | 1 | |



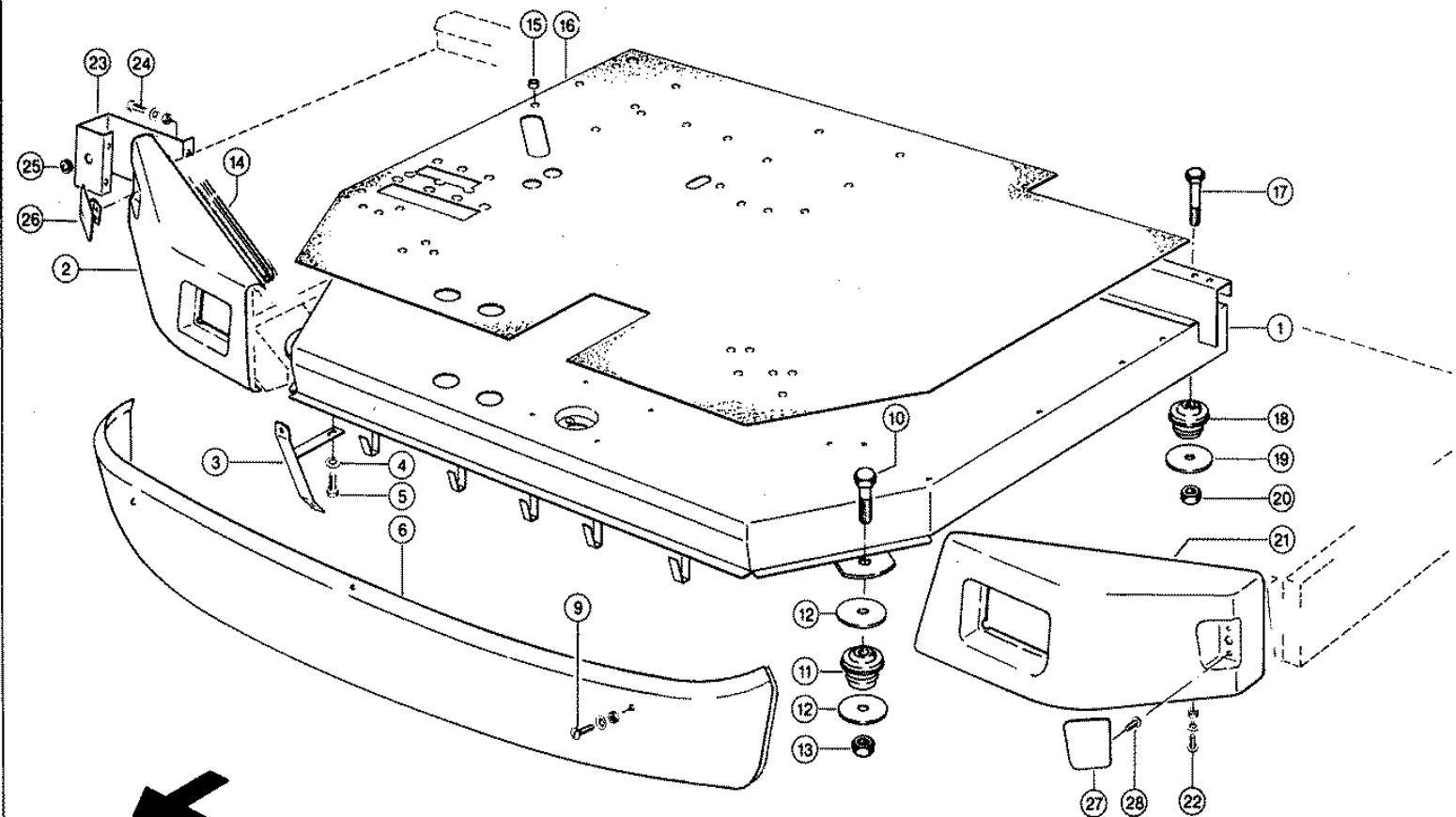
Characteristic: **RAILING WITH MIRROR**Illustration: **013**

| Pos. | Part-No. | Description | DIN | Dimension | Qty. | Remark |
|------|---------------|-----------------|---------|-----------------|------|--------|
| 1 | 000 618 983 0 | Mirror | | | 2 | |
| 2 | 000 736 407 0 | Mirror support | | Rohr18x1.5x1200 | 1 | |
| 3 | 000 236 200 0 | Hexagonal screw | Iso4017 | M08x20 | 2 | |
| 3 | 000 236 170 0 | Hexagonal nut | Iso4032 | M8 | 2 | |
| 3 | 000 239 387 0 | Contact washer | | A 8 | 2 | |
| 4 | 000 236 200 0 | Hexagonal screw | Iso4017 | M08x20 | 6 | |
| 5 | 000 239 387 0 | Contact washer | | A 8 | 6 | |
| 6 | 000 077 522 0 | Plug | | | 1 | |
| 7 | 000 821 583 0 | Buffer bolt | | D18x16 | 4 | |
| 8 | 000 237 383 0 | Hexagonal screw | Iso4017 | M10x25 | 4 | |
| 9 | 000 682 290 0 | Washer | | 12,5x 30 X2 | 4 | |
| 10 | 000 736 406 0 | Mirror support | | Ro.18x1,5x1200 | 1 | |
| 11 | 000 237 947 0 | Securing nut | Iso7042 | M10 | 4 | |
| 12 | 000 736 403 3 | Railing r.h. | | | 1 | |
| 13 | 000 736 401 3 | Railing l.h. | | | 2 | |
| 14 | 000 618 191 0 | Glass, mirror | | | 2 | |
| 15 | 000 643 998 0 | Mirror | | | 1 | |
| 16 | 000 736 426 0 | Mirror support | | | 1 | |
| 17 | 000 736 435 0 | Clamp bracket | | 25x58x3 | 1 | |
| 18 | 000 236 200 0 | Hexagonal screw | Iso4017 | M08x20 | 2 | |
| 18 | 000 236 170 0 | Hexagonal nut | Iso4032 | M8 | 2 | |
| 18 | 000 239 387 0 | Contact washer | | A 8 | 2 | |
| 19 | 000 664 353 2 | Railing | | | 1 | |
| 20 | 000 821 583 0 | Buffer bolt | | D18x16 | 2 | |



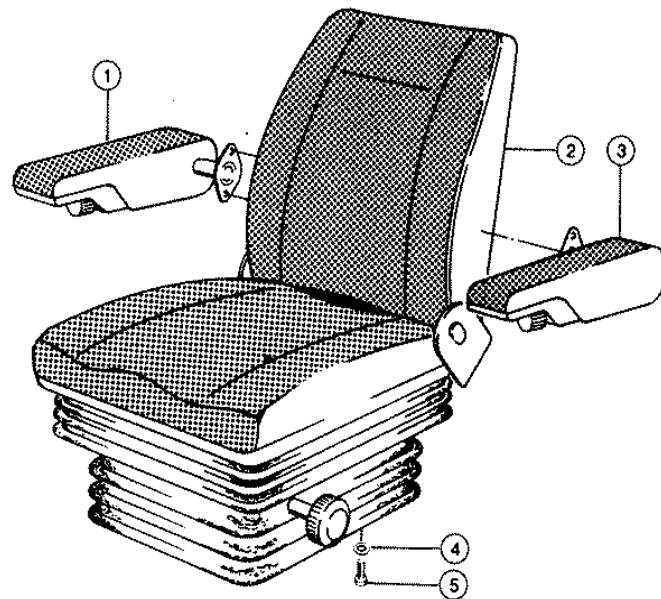
Characteristic: **CAB, DAMPER**Illustration: **014**

| Pos. | Part-No. | Description | DIN | Dimension | Qty. | Remark |
|------|---------------|-------------------|---------|-----------------|------|----------|
| 1 | 000 200 706 0 | Edge protector | | Hellgrau | 1 | 160 long |
| 2 | 000 541 181 0 | Brace | | | 1 | at Maxi |
| - | 000 541 189 0 | Brace | | | 1 | left |
| - | 000 541 185 0 | Brace | | | 1 | right |
| 3 | 000 235 556 0 | Hexagonal screw | Iso4014 | M12x60 | 4 | |
| 4 | 000 762 041 0 | Support Plate R.H | | | 1 | |
| 5 | 000 060 161 0 | Bushing | | 12,5x 20x 30x 1 | 4 | |
| 6 | 000 762 046 0 | Control arm | | | 2 | |
| - | 000 656 870 0 | Megu bushing | | D12xd30x28 | 4 | |
| 7 | 000 239 389 0 | Contact washer | | A12 | 4 | |
| 8 | 000 236 172 0 | Hexagonal nut | Iso4032 | M12 | 4 | |
| 9 | 000 762 054 0 | Gusset plate | | | 1 | |
| 10 | 000 762 044 0 | Support plate l.h | | | 1 | |



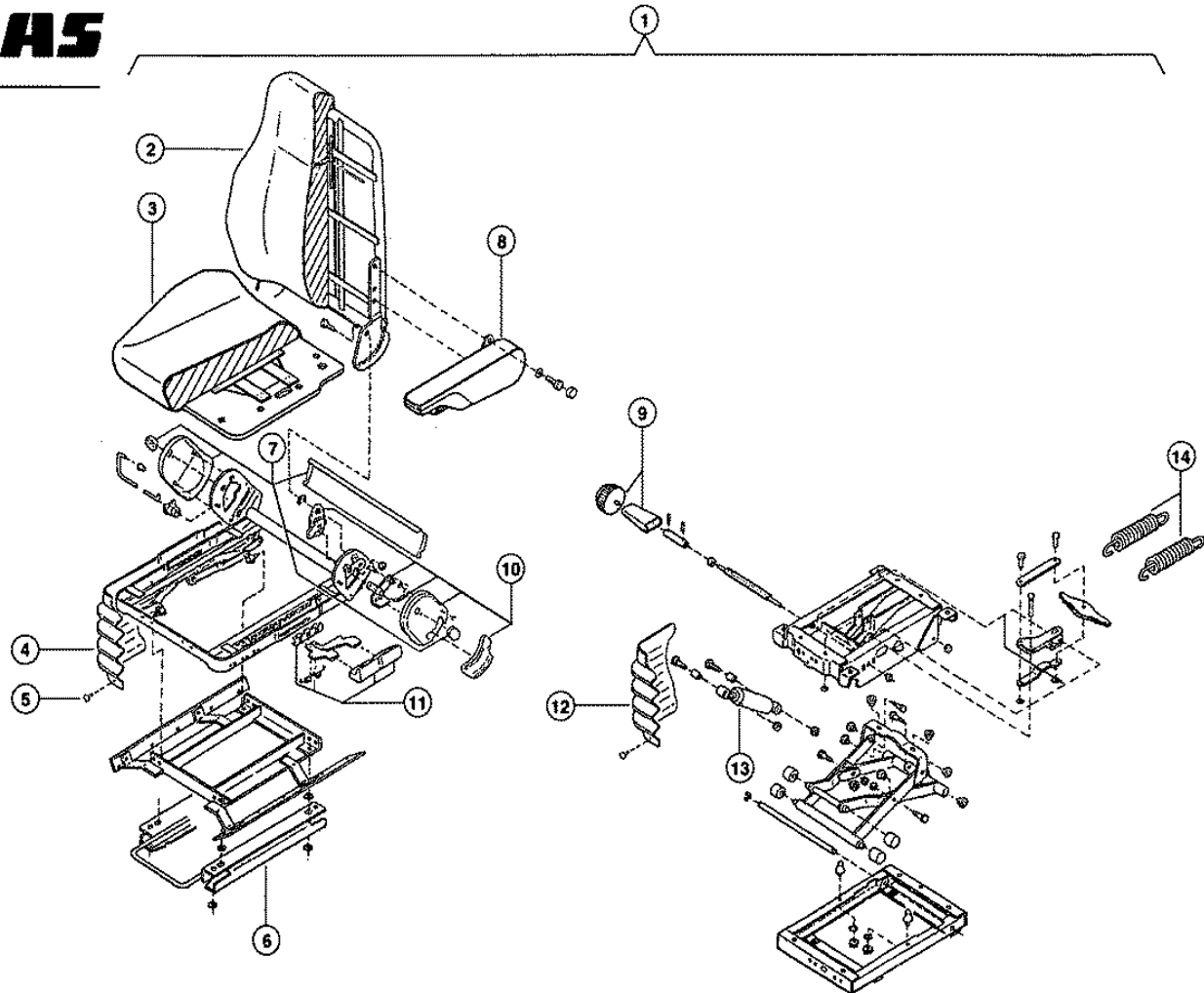
Characteristic: **OPERATER'S PLATFORM**Illustration: **015**

| Pos. | Part-No. | Description | DIN | Dimension | Qty. | Remark |
|------|---------------|------------------|---------|-----------------|------|-------------------|
| 1 | 000 664 241 2 | Drivers platform | | | 1 | |
| 2 | 000 664 394 0 | Screen r.h. | | | 1 | |
| 3 | 000 736 410 0 | Support | | | 2 | |
| 4 | 000 239 387 0 | Contact washer | | A 8 | 2 | |
| 5 | 000 236 200 0 | Hexagonal screw | Iso4017 | M08x20 | 2 | |
| 6 | 000 736 442 0 | Front panel | | | 1 | |
| 9 | 000 636 792 1 | Flat head bolt | | m 6x 16 | 4 | |
| 9 | 000 236 169 0 | Hexagonal nut | Iso4032 | M6 | 4 | |
| 9 | 000 239 386 0 | Contact washer | | A 6 | 4 | |
| 10 | 000 233 985 0 | Hexagonal screw | Iso4017 | M20x90 | 2 | |
| 11 | 000 734 742 0 | Flanged bush | | | 2 | |
| 12 | 000 664 380 0 | Washer | | R78x5 | 4 | |
| 13 | 000 233 551 0 | Securing nut | Iso7042 | M20 | 2 | |
| 14 | 000 136 560 0 | Seal strip | | 5500 mm | N.B | 600/700 long |
| 15 | 000 623 988 0 | Spacer ring | | 10 X 17,2x5,5 | 27 | |
| 16 | 000 664 240 2 | Protector plate | | 4x1165x1405 | 1 | |
| 17 | 000 235 590 0 | Hexagonal screw | Iso4014 | M16x70 | 2 | |
| 18 | 000 734 729 0 | Flanged bush | | | 2 | |
| 19 | 000 734 728 0 | Washer | | D90x5 | 2 | |
| 20 | 000 238 047 0 | Securing nut | Iso7042 | M16 | 2 | |
| 21 | 000 664 395 0 | Screen l.h. | | | 1 | |
| 22 | 000 636 792 1 | Flat head bolt | | m 6x 16 | 8 | |
| 22 | 000 236 169 0 | Hexagonal nut | Iso4032 | M6 | 8 | |
| 22 | 000 239 386 0 | Contact washer | | A 6 | 4 | |
| 22 | 000 234 273 0 | Washer | | 6,4x 15 X2 | 4 | |
| 23 | 000 752 819 0 | Lamp holder | | 1,5x0170x0504 | 1 | at tires 30.5 R32 |
| 24 | 000 237 439 0 | Hexagonal screw | Iso4017 | M08x16 | 2 | |
| 24 | 000 236 170 0 | Hexagonal nut | Iso4032 | M8 | 2 | |
| 24 | 000 239 387 0 | Contact washer | | A 8 | 2 | |
| 25 | 000 659 273 0 | Cable ring | | A 16x24x3 | 1 | at tires 30.5 R32 |
| 26 | 000 752 803 0 | Screen r.h. | | Nach muster | 1 | at tires 30.5 R32 |
| 27 | 000 752 804 0 | Screen l.h. | | Nach muster | 1 | at tires 30.5 R32 |
| 28 | 000 215 720 0 | Fill.Head Screw | | St4,2x13-C-Kfr- | 4 | at tires 30.5 R32 |



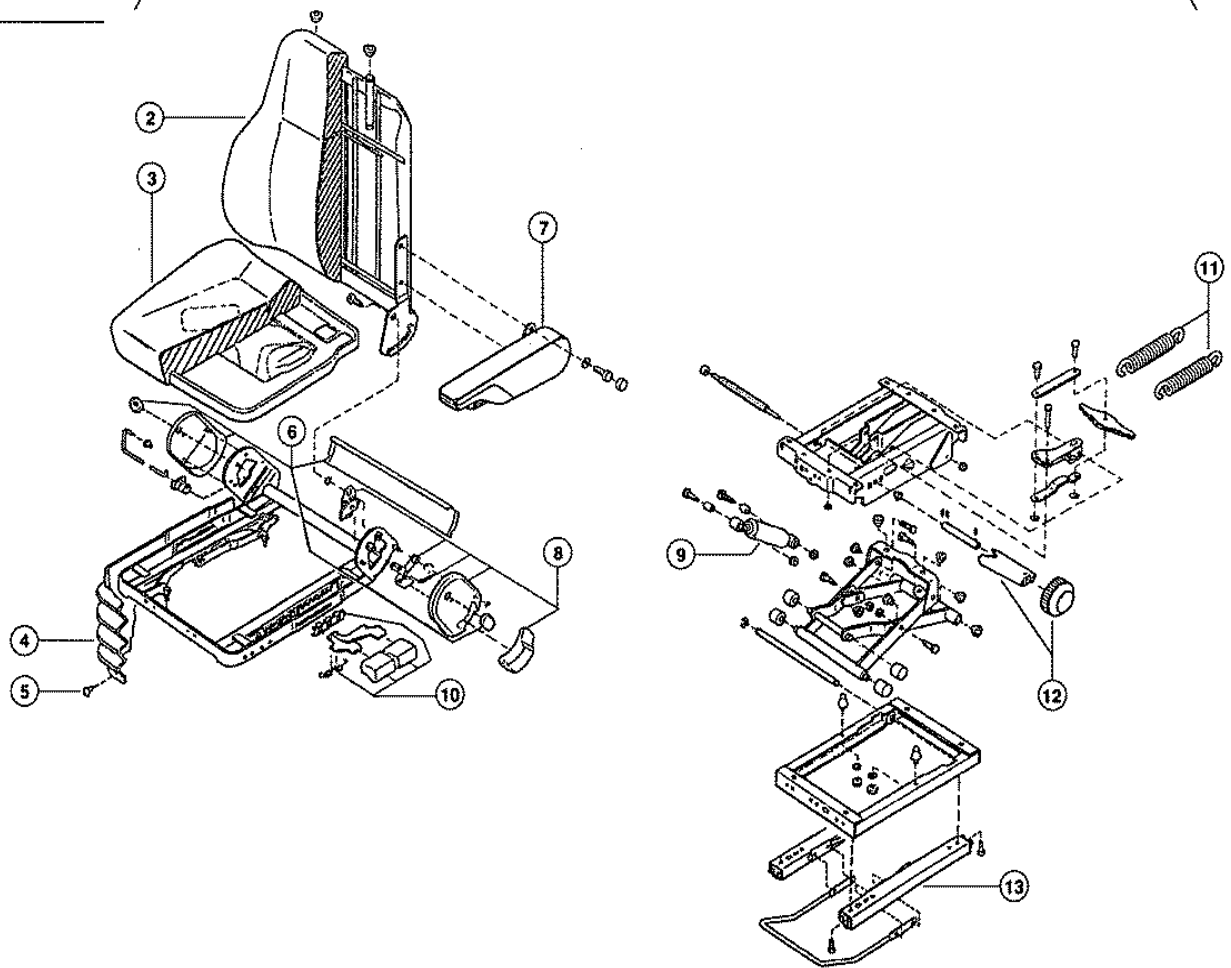
Characteristic: **DRIVERS SEAT**Illustration: **016**

| Pos. | Part-No. | Description | DIN | Dimension | Qty. | Remark |
|------|---------------|-------------------|---------|-----------|------|--|
| 1 | 000 618 843 0 | Flap Arm Rest R.H | | | 1 | |
| 2 | 000 618 848 2 | Drivers seat | | | 1 | from No. 09308170 with Item 1 and 3 |
| 2 | 000 618 848 1 | Drivers seat | | | 1 | to No. 09308169 with Item 1 and 3 |
| 3 | 000 618 842 0 | Flap Arm Rest L.H | | | 1 | |
| 4 | 000 239 387 0 | Contact washer | | A 8 | 4 | |
| 5 | 000 236 200 0 | Hexagonal screw | Iso4017 | M08x20 | 4 | |



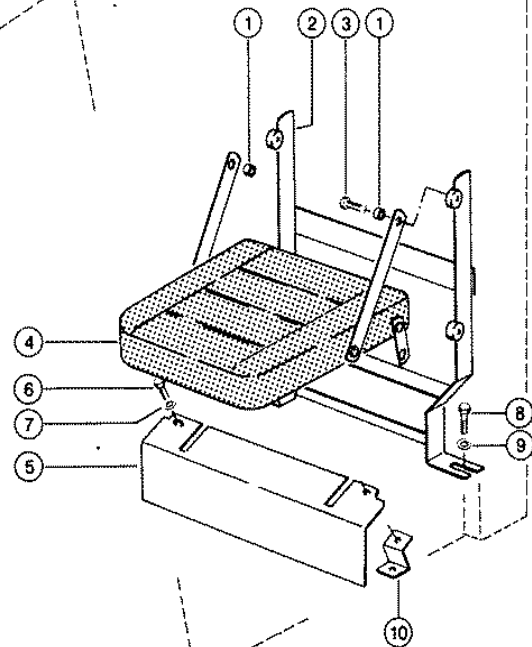
Characteristic: **DRIVER'S SEAT, MECHANICALLY ADJUSTABLE**Illustration: **016A**

| Pos. | Part-No. | Description | DIN | Dimension | Qty. | Remark |
|------|---------------|-------------------|-----|---------------|------|--------|
| 1 | 000 618 848 1 | Drivers seat | | | 1 | |
| 2 | 000 546 207 0 | Backrest | | kpl. | 1 | |
| 3 | 000 546 208 0 | Seat | | kpl. | 1 | |
| 4 | 000 546 209 0 | Bellows | | | 1 | |
| 5 | 000 546 210 0 | Fastener | | F. Faltenbalg | 1 | |
| 6 | 000 546 234 0 | Adjusting bracket | | Paar | 1 | |
| 7 | 000 546 203 0 | Cover cap | | | 1 | |
| 8 | 000 618 842 0 | Flap Arm Rest L.H | | | 1 | |
| 8 | 000 618 843 0 | Flap Arm Rest R.H | | | 1 | |
| 9 | 000 546 233 0 | Hand wheel | | kpl. | 1 | |
| 10 | 000 546 205 0 | Backrest ratchet | | m. Zubeh. | 1 | |
| 11 | 000 546 204 0 | Handle | | m. Zubeh. | 1 | |
| 12 | 000 546 211 0 | Bellows | | | 1 | |
| 13 | 000 762 069 0 | Shock absorber | | | 1 | |
| 14 | 000 546 192 0 | Tension spring | | | 2 | |



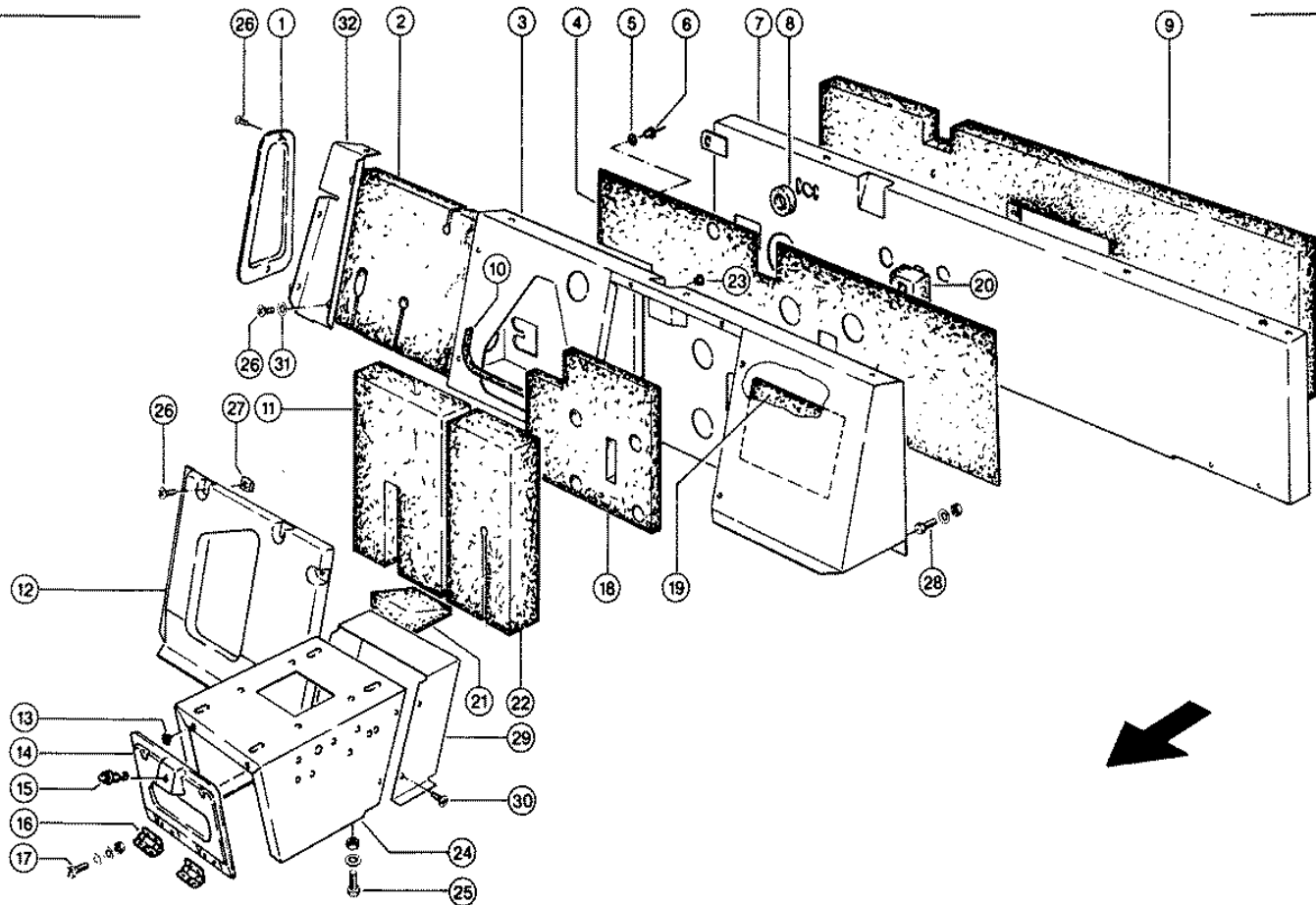
Characteristic: **DRIVER'S SEAT, MECHANICALLY ADJUSTABLE**Illustration: **016B**

| Pos. | Part-No. | Description | DIN | Dimension | Qty. | Remark |
|------|---------------|-------------------|-----|---------------|------|--------|
| 1 | 000 618 848 2 | Drivers seat | | | 1 | |
| 2 | 000 546 199 0 | Backrest | | | 1 | |
| 3 | 000 546 201 0 | Seat | | kpl. | 1 | |
| 4 | 000 546 190 0 | Bellows | | | 1 | |
| 5 | 000 546 179 0 | Fastening set | | F. Faltenbalg | 1 | |
| 6 | 000 546 203 0 | Cover cap | | | 1 | |
| 7 | 000 618 842 0 | Flap Arm Rest L.H | | | 1 | |
| 7 | 000 618 843 0 | Flap Arm Rest R.H | | | 1 | |
| 8 | 000 546 205 0 | Backrest ratchet | | m. Zubeh. | 1 | |
| 9 | 000 762 069 0 | Shock absorber | | | 1 | |
| 10 | 000 546 204 0 | Handle | | m. Zubeh. | 1 | |
| 11 | 000 546 192 0 | Tension spring | | | 2 | |
| 12 | 000 546 193 0 | Hand wheel | | | 1 | |
| 13 | 000 546 181 0 | Adjusting bracket | | | 1 | |



Characteristic: **PASSENGER SEAT**Illustration: **017**

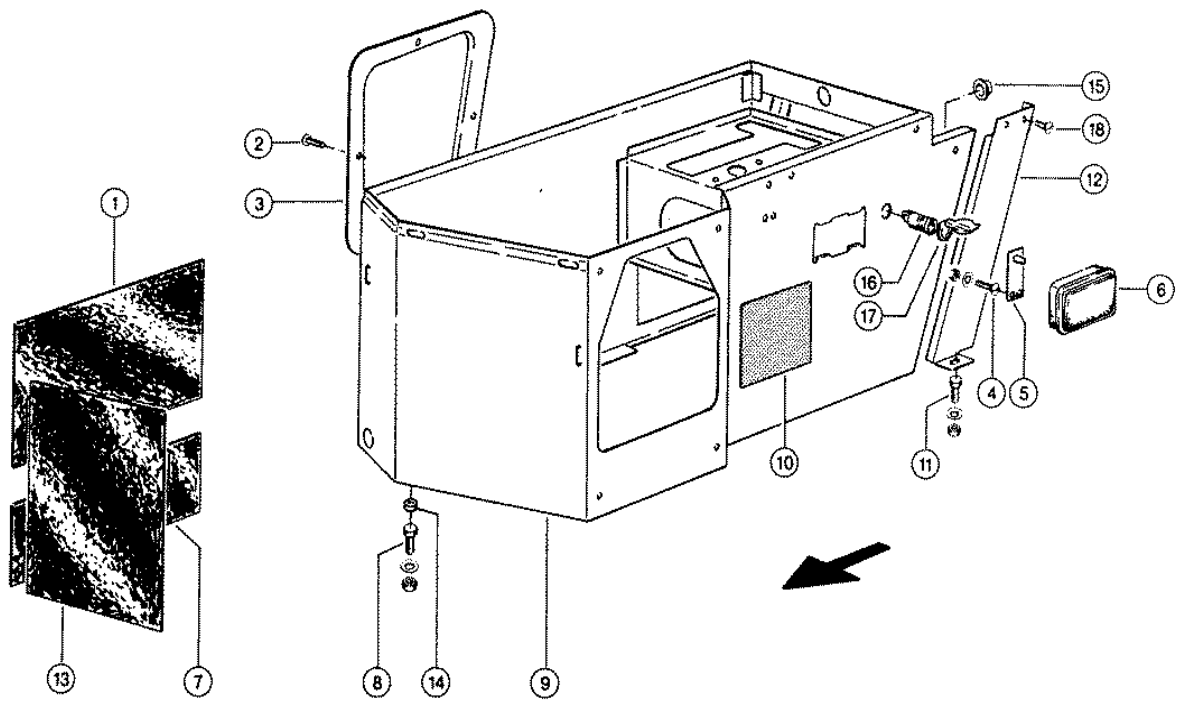
| Pos. | Part-No. | Description | DIN | Dimension | Qty. | Remark |
|------|---------------|-----------------|---------|---------------|------|--------|
| 1 | 000 073 764 0 | Bushing | | 11,1x12,2x5 | 4 | |
| 2 | 000 073 755 2 | Frame | | S | 1 | |
| 3 | 000 073 765 0 | Hexagonal screw | | M08x20 | 4 | |
| 4 | 000 073 766 0 | Seat | | | 1 | |
| 5 | 000 073 763 1 | Angle | | 1,5x0184x0560 | 1 | |
| 6 | 000 237 438 0 | Hexagonal screw | Iso4017 | m 8x12 | 2 | |
| 7 | 000 239 387 0 | Contact washer | | A 8 | 2 | |
| 8 | 000 236 213 0 | Hexagonal screw | Iso4017 | m 8x35 | 2 | |
| 9 | 000 239 393 1 | Contact washer | | B 8 | 2 | |
| 10 | 000 076 934 0 | Angle | | | 2 | |



Characteristic: **CONTROL LEVER CONSOLE**

Illustration: **018**

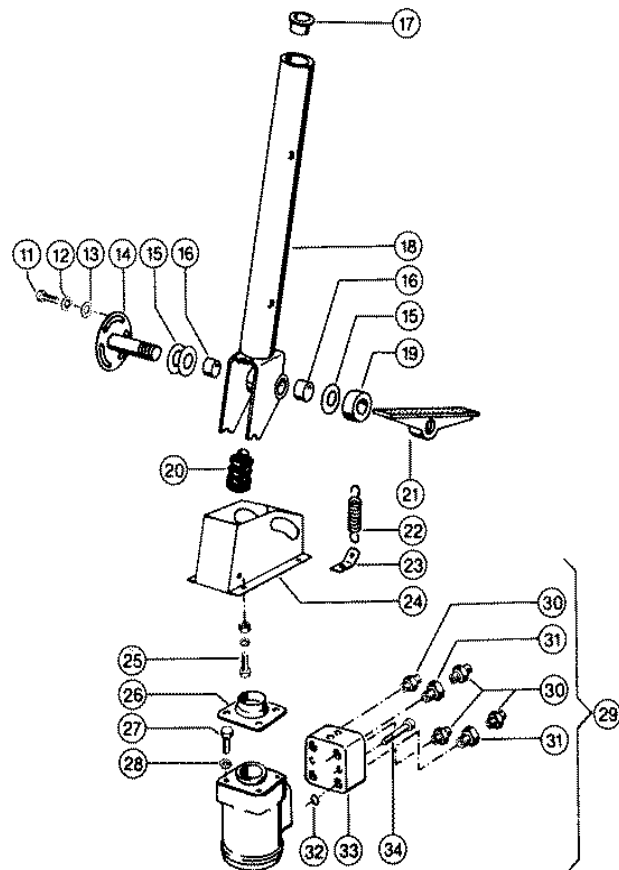
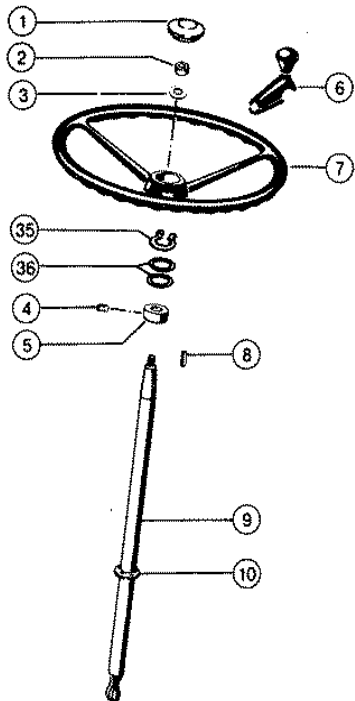
| Pos. | Part-No. | Description | DIN | Dimension | Qty. | Remark |
|------|---------------|-------------------|----------|-----------------|------|----------|
| 1 | 000 623 983 0 | Cover | | | 1 | |
| 2 | 000 664 259 0 | Isolation | | 50x280x335 | 1 | |
| 3 | 000 664 262 1 | Tunnel | | | 1 | |
| 4 | 000 664 269 1 | Isolation | | 6x330x860 | 1 | |
| 5 | 000 244 897 0 | Washer | D9021 | 5,3 | 3 | |
| 6 | 000 237 950 1 | Rivet | Iso16584 | 4,8x12 | 3 | |
| 7 | 000 664 273 1 | Rear panel | | | 1 | |
| 8 | 000 601 029 0 | Seal ring | | 32x 65x25 | 1 | |
| 9 | 000 664 276 0 | Isolation | | 50x340x1426,5 | 1 | |
| 10 | 000 200 706 0 | Edge protector | | Hellgrau | 1 | 430 long |
| 11 | 000 623 759 0 | Isolation | | | 1 | |
| 12 | 000 623 695 1 | Cover | | | 1 | |
| 13 | 000 687 747 0 | Rubber pad | | D18x10 | 2 | |
| 14 | 000 601 302 2 | Cover | | | 1 | |
| 15 | 000 622 953 1 | Lock | | | 00 | |
| 16 | 000 725 773 0 | Hinge | | 48x 45 | 2 | |
| 17 | 000 235 016 1 | Socket head screw | D84 | m 5x12 | 4 | |
| 17 | 000 215 407 0 | Comby c-nut | | M05 | 4 | |
| 17 | 000 244 897 0 | Washer | D9021 | 5,3 | 4 | |
| 18 | 000 618 737 1 | Isolation | | 300x310 | 1 | |
| 19 | 000 601 078 1 | Insulating slab | | 2x170x220 | 1 | |
| 20 | 000 541 136 0 | Isolation | | 25x195x207 | 1 | |
| 21 | 000 623 813 0 | Isolation | | | 1 | |
| 22 | 000 623 758 0 | Isolation | | | 1 | |
| 23 | 000 244 079 0 | Plug | | D10,7-F | 1 | |
| 24 | 000 724 639 6 | Console | | 3,0x0386x0690 | 1 | |
| 25 | 000 236 200 0 | Hexagonal screw | Iso4017 | M08x20 | 4 | |
| 25 | 000 236 170 0 | Hexagonal nut | Iso4032 | M8 | 4 | |
| 25 | 000 239 387 0 | Contact washer | | A 8 | 4 | |
| 26 | 000 233 121 3 | Sheet metal screw | D6928 | St6,3x16-F | 11 | |
| 27 | 000 239 487 0 | Nut | | St6,3 - 2,5-3,0 | 6 | |
| 28 | 000 236 200 0 | Hexagonal screw | Iso4017 | M08x20 | 9 | |
| 28 | 000 236 449 0 | Flat head bolt | Din603 | m 8x 45 | 1 | |
| 28 | 000 236 170 0 | Hexagonal nut | Iso4032 | M8 | 10 | |
| 28 | 000 239 387 0 | Contact washer | | A 8 | 10 | |
| 29 | 000 664 490 1 | Cover plate | | 1,5x181x666 | 1 | |
| 30 | 000 215 720 0 | Fill.Head Screw | | St4,2x13-C-Kfr- | 4 | |
| - | 000 215 738 0 | Nut | | St4,2 - 3,0-4,5 | 4 | |
| 31 | 000 239 392 0 | Contact washer | | B 6 | 5 | |
| 32 | 000 625 951 0 | Connecting panel | | 1,5x117x3780 | 1 | |



Characteristic: **INSTRUMENT PANEL**

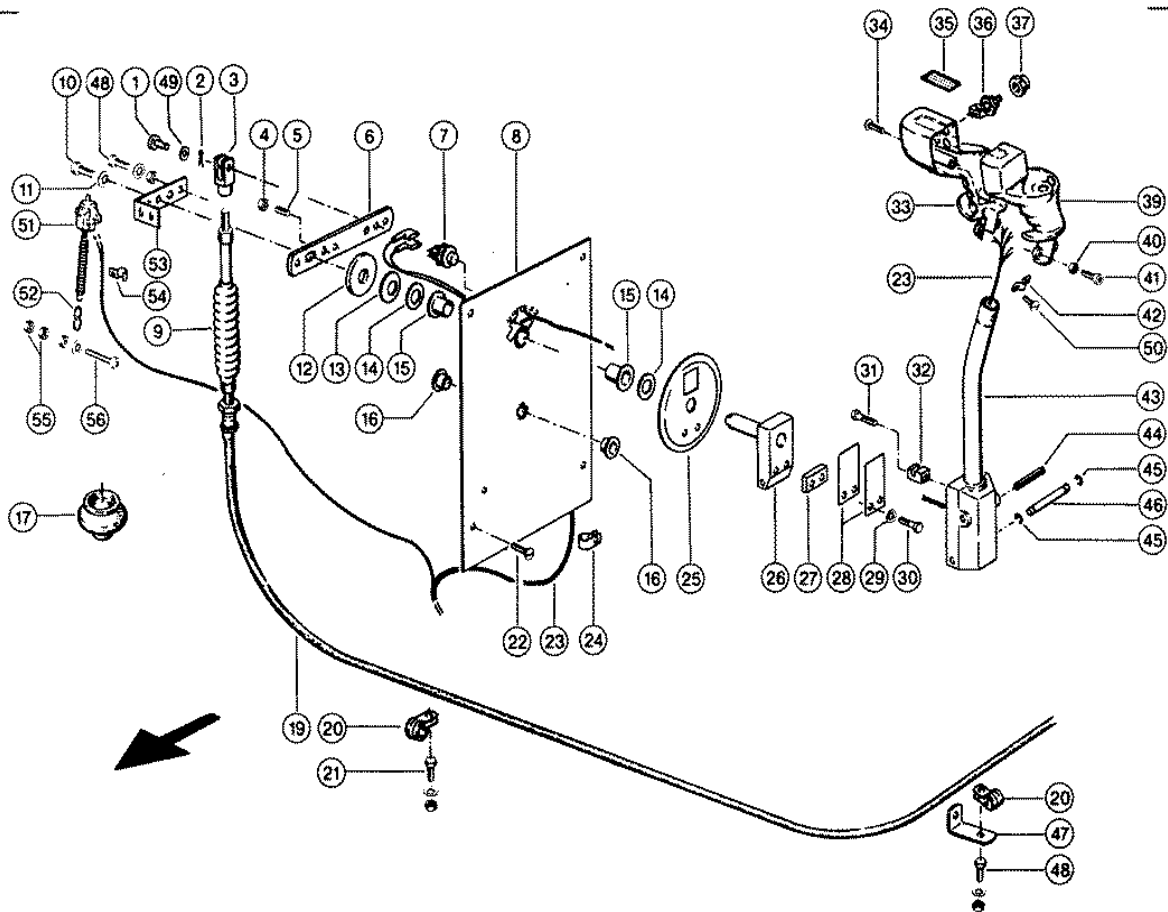
Illustration: **019**

| Pos. | Part-No. | Description | DIN | Dimension | Qty. | Remark |
|------|---------------|------------------|---------|-----------------|------|----------|
| 1 | 000 601 077 0 | Insulating slab | | 2x220x300 | 1 | |
| 2 | 000 636 792 1 | Flat head bolt | | m 6x 16 | 4 | |
| 3 | 000 623 637 1 | Cover | | | 1 | |
| 4 | 000 636 792 1 | Flat head bolt | | m 6x 16 | 2 | |
| 4 | 000 236 169 0 | Hexagonal nut | Iso4032 | M6 | 2 | |
| 4 | 000 239 386 0 | Contact washer | | A 6 | 2 | |
| 5 | 000 623 818 1 | Spring clip | | | 1 | |
| 6 | 000 623 621 0 | Ash tray | | | 1 | |
| 7 | 000 601 079 0 | Insulating slab | | 2x110x300 | 1 | |
| 8 | 000 236 200 0 | Hexagonal screw | Iso4017 | M08x20 | 10 | |
| 8 | 000 236 170 0 | Hexagonal nut | Iso4032 | M8 | 10 | |
| 8 | 000 239 387 0 | Contact washer | | A 8 | 10 | |
| 9 | 000 618 793 0 | Instruments case | | Geschw. | 1 | |
| 10 | 000 514 785 0 | Sticker | | Korbeinstellung | 1 | |
| 11 | 000 237 439 0 | Hexagonal screw | Iso4017 | M08x16 | 1 | |
| 11 | 000 236 170 0 | Hexagonal nut | Iso4032 | M8 | 1 | |
| 11 | 000 239 393 1 | Contact washer | | B 8 | 1 | |
| 12 | 000 664 272 0 | Side part | | 1,5x203x369 | 1 | |
| 13 | 000 601 078 1 | Insulating slab | | 2x170x220 | 1 | |
| 14 | 000 623 988 0 | Spacer ring | | 10 X 17,2x5,5 | 10 | |
| 15 | 000 008 504 0 | Bushing | | 13,1x 15,1x14 | 1 | |
| 16 | 000 658 523 1 | Socket | | W.Erset.D.01479 | 1 | |
| - | 000 071 446 0 | Cigar lighter | | | 1 | optional |
| 17 | 000 658 524 0 | Cover | | W.Erset.D.01479 | 1 | |
| 18 | 000 215 720 0 | Fill.Head Screw | | St4,2x13-C-Kfr- | 2 | |



Characteristic: **STEERING COLUMN**Illustration: **020**

| Pos. | Part-No. | Description | DIN | Dimension | Qty. | Remark |
|------|---------------|-------------------|----------|-----------------|------|--------|
| 1 | 000 673 848 1 | Cover cap | | | 1 | |
| 2 | 000 236 173 0 | Hexagonal nut | Iso4032 | M16 | 1 | |
| 3 | 000 239 391 0 | Contact washer | | A16 | 1 | |
| 4 | 000 236 325 0 | Threaded pin | Iso4029 | m 8x10 | 1 | |
| 5 | 000 503 051 0 | Adjusting ring | | A20e 8x35x10/M8 | 1 | |
| 6 | 000 602 019 0 | Steering knob | | | 1 | |
| 7 | 000 602 024 0 | Steering wheel | | | 1 | |
| 8 | 000 631 113 0 | Parallel key | | A 5x 8x 30 | 1 | |
| 9 | 000 685 385 2 | Steering column | | | 1 | |
| 10 | 000 237 803 0 | Starlock washer | | 20 | 1 | |
| 11 | 000 236 200 0 | Hexagonal screw | Iso4017 | M08x20 | 1 | |
| 12 | 000 239 387 0 | Contact washer | | A 8 | 1 | |
| 13 | 000 236 912 2 | Washer | Din125 | 8,4 | 1 | |
| 14 | 000 679 676 0 | Clamp spindle | | | 1 | |
| 15 | 000 236 855 0 | Washer | | 31 X 52 X1,5 | 4 | |
| 16 | 000 679 837 0 | Bushing | | 30 X 34 X19 | 2 | |
| 17 | 000 008 515 0 | Bushing | | 20 X 23 X21 | 1 | |
| 18 | 000 602 026 0 | Steer.tube ass. | | | 1 | |
| 19 | 000 602 029 0 | Washer | | D42x10 | 1 | |
| 20 | 000 238 924 0 | Bellows | | | 1 | |
| 21 | 000 655 106 2 | Tilt lever | | | 1 | |
| 22 | 000 659 278 0 | Tension spring | | 2 X 20 X 74 | 1 | |
| 23 | 000 679 674 0 | Strip | | 3x20x43 | 1 | |
| 24 | 000 679 662 1 | Support jack | | | 1 | |
| 25 | 000 237 442 0 | Hexagonal screw | Iso4017 | M08x25 | 4 | |
| 25 | 000 238 132 0 | Securing nut | Iso7042 | M08 | 4 | |
| 25 | 000 239 387 0 | Contact washer | | A 8 | 4 | |
| 26 | 000 685 503 0 | Flanged tube | | | 1 | |
| 27 | 000 237 382 0 | Hexagonal screw | Iso4017 | M10x20 | 4 | |
| 28 | 000 239 388 0 | Contact washer | | A10 | 4 | |
| 29 | 000 643 055 1 | Steering unit | | Ospb 125 S | 1 | |
| - | 000 178 896 0 | Seal set | D | für Lenkeinhei | 1 | |
| 30 | 000 238 784 0 | Union | Iso8434 | Sts-L10xg3/8a-T | 4 | |
| 31 | 000 656 285 0 | Reducing adapter | | Ri 1/2 X3/8 | 2 | |
| 32 | 000 233 654 2 | O-ring | Din377 | 23,47x2,62-N | 4 | |
| 33 | 000 643 050 0 | Valve block | | Ovp 20 | 1 | |
| - | 000 178 895 0 | Seal set | D | | 1 | |
| 34 | 000 215 543 0 | Socket head screw | Iso21258 | M10x1x 45 | 2 | |
| 35 | 000 235 155 0 | Circlip | D471 | 20x1,2 | 1 | |
| 36 | 000 233 254 0 | Shims | Din988 | 20x 28x0,1 | N.B | |
| 36 | 000 233 255 0 | Shims | Din988 | 20x 28x0,3 | N.B | |
| 36 | 000 704 127 0 | Shims | Din988 | 20x28x0,5 | N.B | |
| 36 | 000 237 861 0 | Shims | Din988 | 20x28x1 | N.B | |
| 36 | 000 238 312 0 | Back-up washer | Din988 | S 20x28 | 1 | |

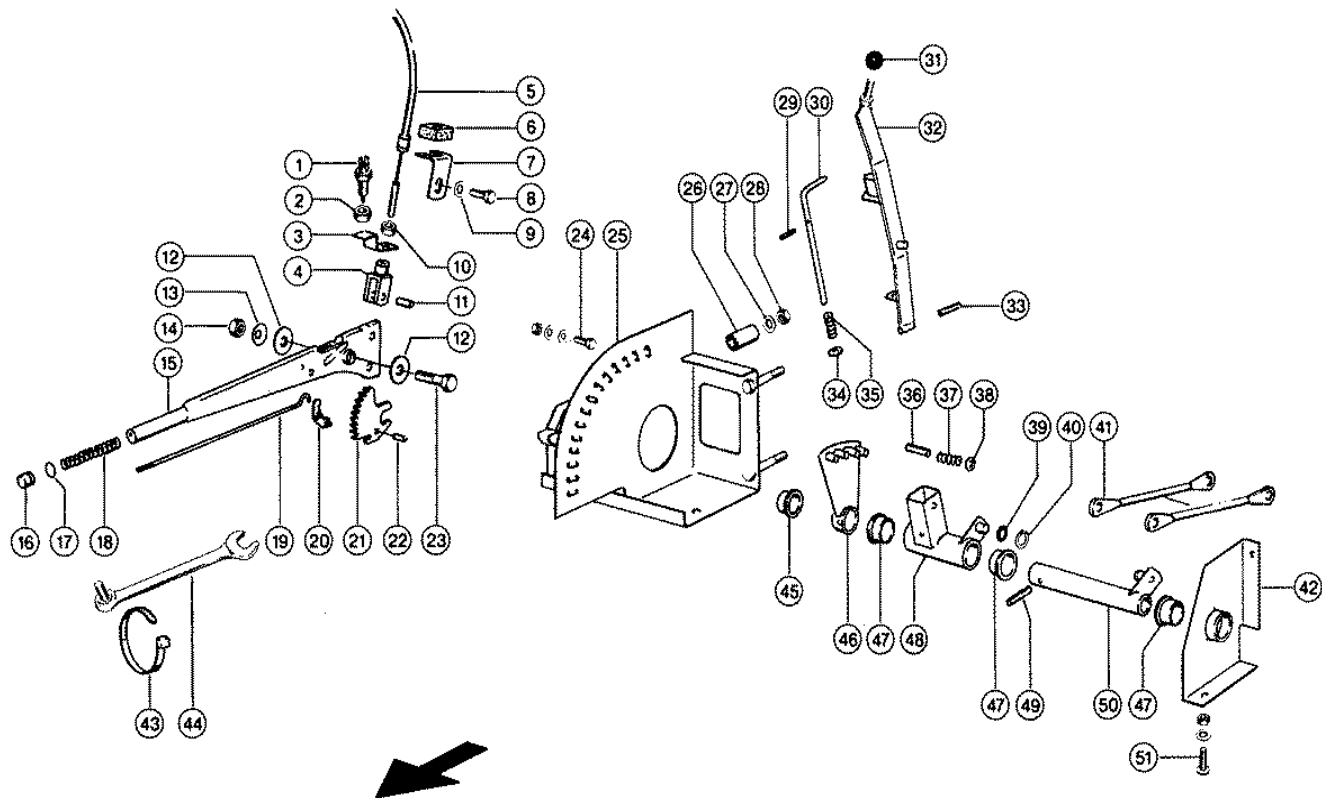


Characteristic: **GROUND SPEED CONTROL**Illustration: **021**

| Pos. | Part-No. | Description | DIN | Dimension | Qty. | Remark |
|------|---------------|-------------------|---------|-----------------|------|--------|
| 1 | 000 238 174 0 | Pin | Iso2341 | B 6f8 X 18 | 1 | |
| 2 | 000 237 807 0 | Split pin | I1234 | 1,6x 12 | 1 | |
| 3 | 000 238 173 0 | Fork head | D71752 | G 6x24 | 1 | |
| 4 | 000 236 169 0 | Hexagonal nut | Iso4032 | M6 | 2 | |
| 5 | 000 242 566 0 | Threaded pin | Iso4026 | M 6x16 | 2 | |
| 6 | 000 649 231 1 | Strip | | 30x6x163 | 1 | |
| 7 | 000 768 034 1 | Signal button | | | 1 | |
| 8 | 000 649 222 0 | Bearing plate | | | 1 | |
| 9 | 000 177 121 0 | Bellows | | | 2 | |
| 10 | 000 239 302 0 | Hexagonal screw | Iso4017 | M10x16-Mkl | 1 | |
| 11 | 000 239 388 0 | Contact washer | | A10 | 1 | |
| 12 | 000 576 266 0 | Washer | | 60x22x5 | 1 | |
| 13 | 000 633 586 0 | Plate spring | | 50 X 20,4x2,5 | 1 | |
| 14 | 000 234 234 0 | Washer | | 21 X 34 X1 | 2 | |
| 15 | 000 008 514 0 | Bushing | | 20 X 23 X14 | 2 | |
| 16 | 000 008 504 0 | Bushing | | 13,1x 15,1x14 | 2 | |
| 17 | 000 215 409 0 | Cable ring | | C10-18x30x1,5 | 1 | |
| 19 | 000 649 242 0 | Control cable | | Am373-27l=3800 | 1 | |
| 20 | 000 812 991 0 | Pipe clamp | Din3016 | D1-15x20 | 3 | |
| 21 | 000 237 439 0 | Hexagonal screw | Iso4017 | M08x16 | 2 | |
| 21 | 000 236 170 0 | Hexagonal nut | Iso4032 | M8 | 2 | |
| 21 | 000 239 387 0 | Contact washer | | A 8 | 2 | |
| 22 | 000 239 442 0 | Flat head bolt | | m 8x 12 | 3 | |
| 22 | 000 801 883 1 | Flat head bolt | | m 8x 30 | 1 | |
| 23 | 000 012 620 0 | Wiring loom | | Fahrhebel | 1 | |
| 24 | 000 215 405 0 | Pipe clamp | Din3016 | A1-20x20 | 1 | |
| 25 | 000 071 190 1 | Panel | | | 1 | |
| 26 | 000 649 229 0 | Lever | | | 1 | |
| 27 | 000 071 224 0 | Shim | | 30x8x20 | 1 | |
| 28 | 000 071 187 1 | Flat spring | | 1x30x68 | 2 | |
| 29 | 000 239 386 0 | Contact washer | | A 6 | 2 | |
| 30 | 000 242 442 0 | Hexagonal screw | Iso4017 | m 6x30 | 2 | |
| 31 | 000 071 220 0 | Screw | | m 6x 30 | 1 | |
| 32 | 000 071 188 2 | Stop | | 16x16x22 | 1 | |
| 33 | 000 074 188 1 | Grip Half R.H. | | | 1 | |
| 34 | 000 215 417 1 | Drop metal bolt | D7981 | St3,5x25-C-H | 2 | |
| 35 | 000 514 939 0 | Sticker | | Haspelverstell. | 1 | |
| 36 | 000 012 703 0 | Push button | | | 8 | |
| - | 000 010 733 2 | Push button | | Reparatursatz | N.B | |
| - | 000 212 328 0 | Ring tongue | | 2,6-1 | N.B | |
| - | 000 010 853 1 | Clamping screw | | 2-56 Nc-2b 3lg | N.B | |
| - | 000 010 852 0 | Adapter | | | N.B | |
| 37 | 000 012 704 0 | Adapter | | | 8 | |
| 39 | 000 623 662 3 | Grip half l.h. | | | 1 | |
| 40 | 000 237 216 0 | Hexagonal nut | Iso4032 | M5 | 2 | |
| 41 | 000 242 045 0 | Socket head screw | D84 | m 5x20 | 2 | |
| 42 | 000 623 894 0 | Clamp | | 13x3,5 | 2 | |
| 43 | 000 649 233 2 | Control lever | | | 1 | |
| 44 | 000 235 667 2 | Tensioning pin | Iso8752 | 26 X 45-N | 1 | |
| 45 | 000 215 471 0 | Snap ring | D7993 | A 8 | 2 | |
| 46 | 000 071 189 1 | Pin | | D8x59 | 1 | |
| 47 | 000 713 846 0 | Support angle | | 25x5x82 | 1 | |
| 48 | 000 236 200 0 | Hexagonal screw | Iso4017 | M08x20 | 2 | |
| 48 | 000 236 170 0 | Hexagonal nut | Iso4032 | M8 | 2 | |

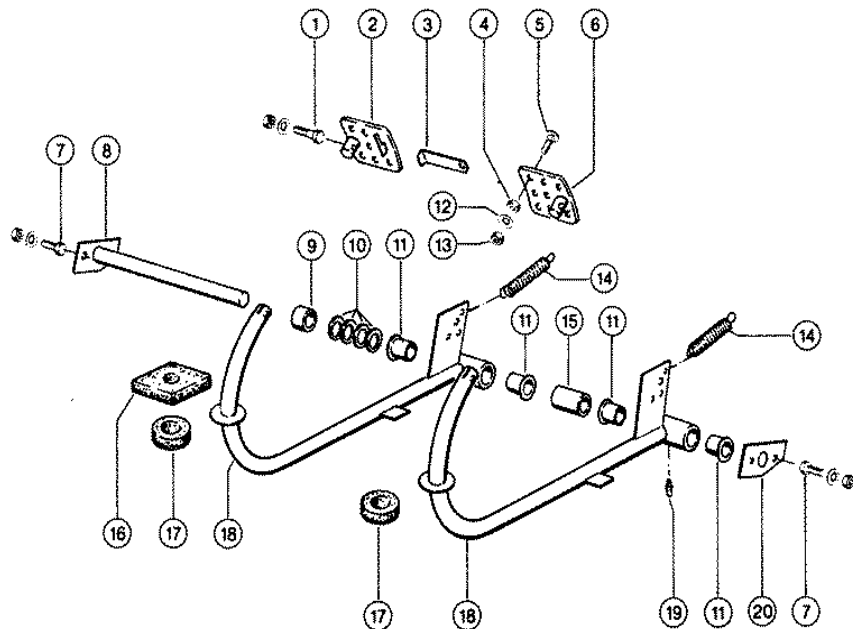
Characteristic: **GROUND SPEED CONTROL**Illustration: **021**

| Pos. | Part-No. | Description | DIN | Dimension | Qty. | Remark |
|------|---------------|-------------------|---------|----------------|------|--------|
| 48 | 000 239 387 0 | Contact washer | | A 8 | 2 | |
| 49 | 000 236 911 2 | Washer | D125 | 6,4 | 1 | |
| 50 | 000 215 672 0 | Fill.Head Screw | D7981 | St3,9x11,5-F-H | 3 | |
| 50 | 000 215 565 0 | Fill.Head Screw | D7981 | St3,5x9,5-F-H | 1 | |
| 51 | 000 674 439 0 | Pull switch | | | 1 | |
| 51 | 000 502 119 0 | Tension spring | | 1,5 X 13,5x 33 | 1 | |
| 52 | 000 010 975 0 | Roundsteel chain | D5685 | G 3x 16x 2gl | 1 | |
| 53 | 000 012 206 1 | Angle | | 3x30x164 | 1 | |
| 54 | 000 236 401 0 | Attaching Clamp | D7257 | 11x 6-5,2 | 1 | |
| 55 | 000 233 599 0 | Securing nut | Iso7042 | M05 | 2 | |
| 56 | 000 242 888 0 | Socket head screw | D84 | m 5x35 | 1 | |
| 56 | 000 237 216 0 | Hexagonal nut | Iso4032 | M5 | 1 | |
| 56 | 000 236 490 1 | Spring washer | | 5 | 1 | |



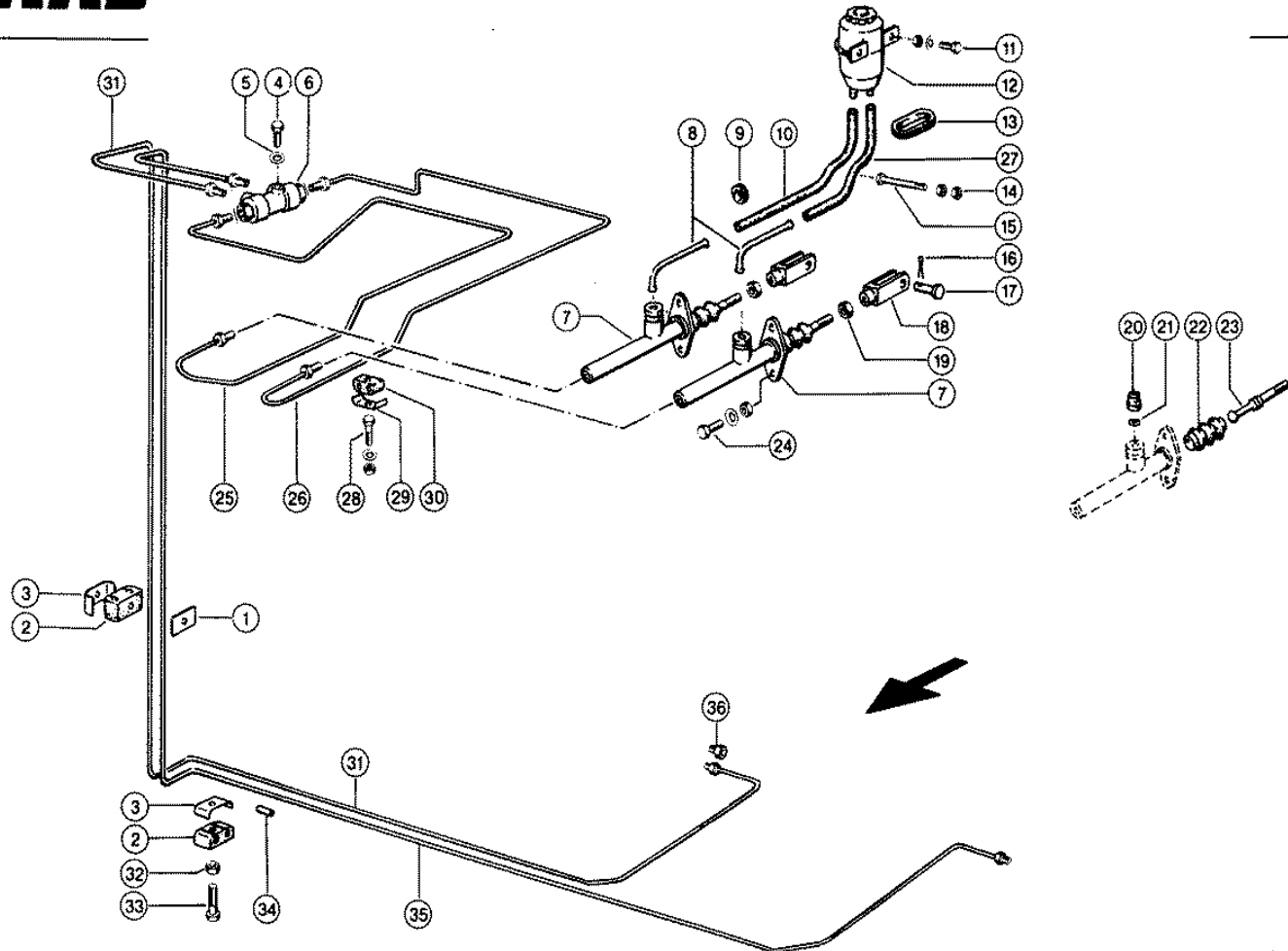
Characteristic: **HANDBRAKE LEVER, CONCAVE ADJUSTMENT**Illustration: **022**

| Pos. | Part-No. | Description | DIN | Dimension | Qty. | Remark |
|------|---------------|-------------------|---------|-----------------|------|--------|
| 1 | 000 215 357 0 | Switch/brake Line | | | 1 | |
| 2 | 000 236 455 0 | Hexagonal nut | Iso8675 | M12x1,5 | 1 | |
| 3 | 000 623 704 0 | Stop | | 3x20x55 | 1 | |
| 4 | 000 710 759 0 | Fork head | D71752 | G10x20 | 1 | |
| 5 | 000 623 708 3 | Cable | | 4015 lg | 1 | |
| 6 | 000 623 954 0 | Sealing | | 15x35x18 | 1 | |
| 7 | 000 682 868 1 | Support | | 3x30x83 | 1 | |
| 8 | 000 237 464 0 | Hexagonal screw | Iso4017 | M06x12 | 1 | |
| 9 | 000 239 386 0 | Contact washer | | A 6 | 1 | |
| 10 | 000 236 171 0 | Hexagonal nut | Iso4032 | M10 | 1 | |
| 11 | 000 009 241 1 | Glide slat | | 10h11x 24 | 1 | |
| 12 | 000 234 334 0 | Washer | | 15 X 37 X3 | 2 | |
| 13 | 000 233 317 0 | Plate spring | D2093 | B 28 | 1 | |
| 14 | 000 238 234 0 | Securing nut | Iso7042 | M12 | 1 | |
| 15 | 000 623 654 1 | Hand lever | | 2x150x410 | 1 | |
| 16 | 000 623 863 0 | Button | | m 5 | 1 | |
| 17 | 000 211 091 2 | O-ring | | 12 X 2 Nbr 80 | 1 | |
| 18 | 000 753 079 0 | Compress.spring | | 1,2 X 11 X120 | 1 | |
| 19 | 000 753 074 2 | Thrust rod | | | 1 | |
| 20 | 000 753 072 3 | Stop pawl | | | 1 | |
| 21 | 000 685 200 3 | Toothed segment | | | 1 | |
| 22 | 000 235 641 0 | Tensioning pin | Iso8752 | 25 X 12 | 1 | |
| 23 | 000 618 766 0 | Pin | | 6kt 19x55 | 1 | |
| 24 | 000 237 466 0 | Hexagonal screw | Iso4017 | M06x20 | 1 | |
| 24 | 000 236 169 0 | Hexagonal nut | Iso4032 | M6 | 1 | |
| 24 | 000 239 392 0 | Contact washer | | B 6 | 2 | |
| 25 | 000 541 038 0 | Console | | | 1 | |
| 26 | 000 809 080 1 | Spacer tube | | R17,2x27,5 | 4 | |
| 27 | 000 239 389 0 | Contact washer | | A12 | 4 | |
| 28 | 000 236 172 0 | Hexagonal nut | Iso4032 | M12 | 4 | |
| 29 | 000 235 631 0 | Tensioning pin | Iso8752 | 24 X 16 | 1 | |
| 30 | 000 541 050 0 | Lever | | | 1 | |
| 31 | 000 631 752 0 | Ball knob | D319 | C 50 | 1 | |
| 32 | 000 541 069 0 | Lever | | | 1 | |
| 33 | 000 235 680 3 | Tensioning pin | Iso8752 | 28 X 40 | 1 | |
| 34 | 000 237 043 0 | Washer | Iso7092 | 12 | 1 | |
| 35 | 000 683 486 0 | Compress.spring | | 1,5 X 14 X 40 | 1 | |
| 36 | 000 244 578 0 | Tensioning pin | Iso8752 | 10 X 40 -St | 1 | |
| 37 | 000 006 582 0 | Compress.spring | | 1,75x12,75x 32 | 1 | |
| 38 | 000 236 913 2 | Washer | Din125 | 10,50 | 1 | |
| 39 | 000 236 354 0 | Shims | | 18,5x 27 X0,5 | 2 | |
| 40 | 000 235 154 0 | Circlip | D471 | 18x1,2 | 2 | |
| 41 | 000 623 667 1 | Draw bar | | D15x | 2 | |
| 42 | 000 623 837 0 | Bearing plate | | | 1 | |
| 43 | 000 755 646 0 | Cable band | | Min. 3,5x142 | 2 | |
| 44 | 000 736 429 1 | Adjustable wrench | | 13/8 F.Verschl. | 1 | |
| 45 | 000 008 559 0 | Bushing | | 35 X 39 X13 | 1 | |
| 46 | 000 541 033 0 | Segment | | | 1 | |
| 47 | 000 008 560 0 | Bushing | | 35 X 39 X22 | 3 | |
| 48 | 000 541 036 0 | Bearing tube | | | 1 | |
| 49 | 000 237 575 2 | Tensioning pin | Iso8752 | 28 X 45-N | 1 | |
| 50 | 000 541 030 0 | Bearing tube | | | 1 | |
| 51 | 000 610 098 1 | Flat head bolt | | m 8x 20 | 2 | |
| 51 | 000 236 170 0 | Hexagonal nut | Iso4032 | M8 | 2 | |



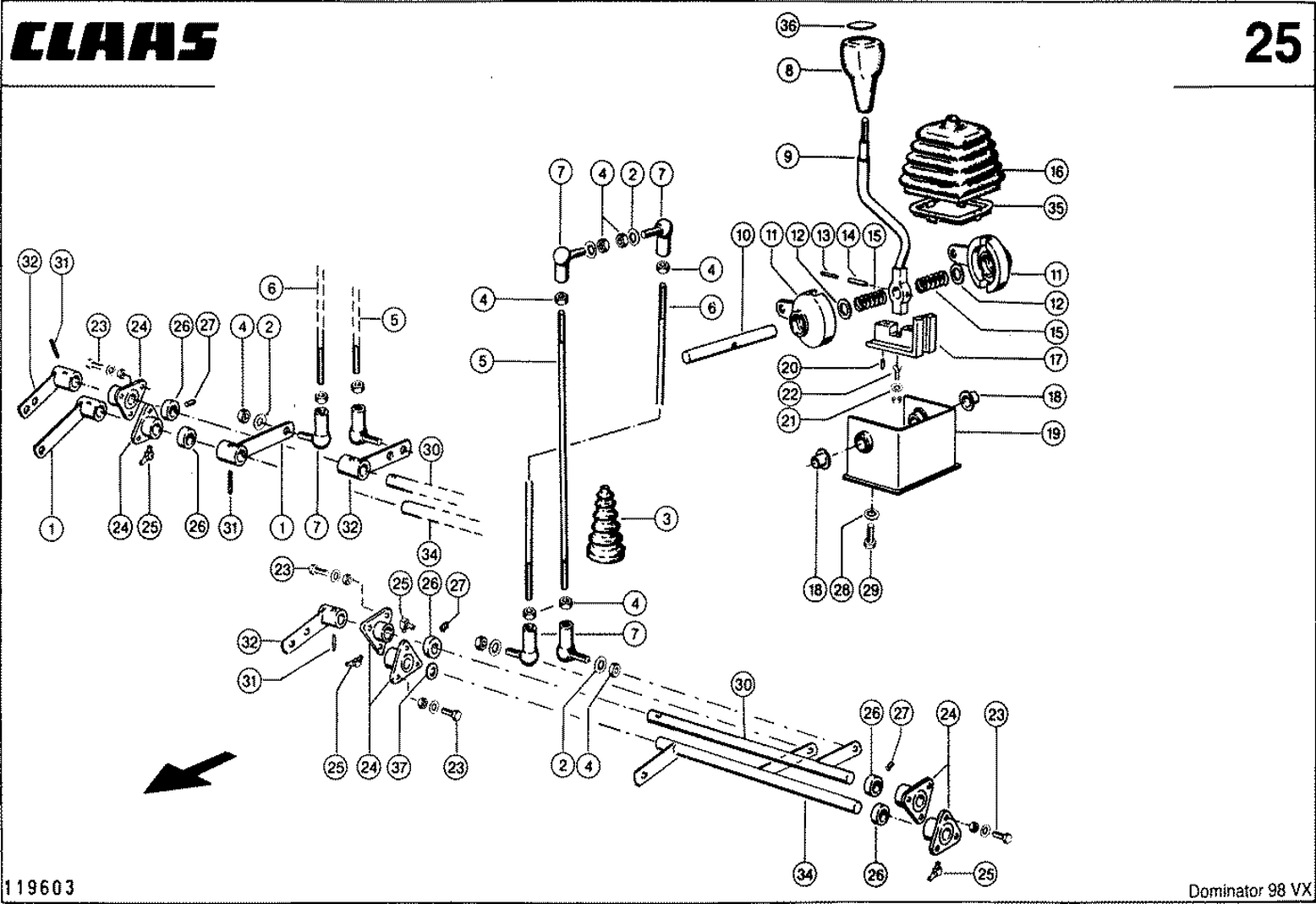
Characteristic: **FOOT-OPERATEDS**Illustration: **023**

| Pos. | Part-No. | Description | DIN | Dimension | Qty. | Remark |
|------|---------------|------------------|---------|---------------|------|--------|
| 1 | 000 237 340 0 | Hexagonal screw | Iso4014 | M08x40 | 2 | |
| 1 | 000 238 132 0 | Securing nut | Iso7042 | M08 | 2 | |
| 1 | 000 236 912 2 | Washer | Din125 | 8,4 | 2 | |
| 2 | 000 076 321 0 | Pedal plate | | | 1 | |
| 3 | 000 632 170 1 | Connect. iron | | 20x 6,5x 94 | 1 | |
| 4 | 000 236 170 0 | Hexagonal nut | Iso4032 | M8 | 1 | |
| 5 | 000 801 883 1 | Flat head bolt | | m 8x 30 | 1 | |
| 6 | 000 076 320 0 | Pedal plate l.h. | | | 1 | |
| 7 | 000 236 200 0 | Hexagonal screw | Iso4017 | M08x20 | 4 | |
| 7 | 000 236 170 0 | Hexagonal nut | Iso4032 | M8 | 4 | |
| 7 | 000 239 387 0 | Contact washer | | A 8 | 4 | |
| 8 | 000 076 318 0 | Shaft | | | 1 | |
| 9 | 000 077 888 0 | Spacer tube | | R35x4x30 | 1 | |
| 10 | 000 234 298 0 | Washer | | 26 X 37 X2 | 6 | (4) |
| 11 | 000 008 534 0 | Bushing | | 26 X 30 X24 | 4 | |
| 12 | 000 234 223 0 | Washer | | 8,4x 23 X1 | 1 | |
| 13 | 000 238 132 0 | Securing nut | Iso7042 | M08 | 1 | |
| 14 | 000 631 056 0 | Tension spring | | 2,6 X 15 X110 | 2 | |
| 15 | 000 076 354 0 | Spacer tube | | D34x56 | 1 | |
| 16 | 000 623 848 0 | Sealing | | 25x90x90 | 2 | |
| 17 | 000 601 029 0 | Seal ring | | 32x 65x25 | 2 | |
| 18 | 000 623 881 0 | Brake pedal | | | 2 | |
| 19 | 000 236 942 0 | Grease nipple | D71412 | As 6x1 | 2 | |
| 20 | 000 602 223 0 | Bearing plate | | 45x8x90 | 1 | |



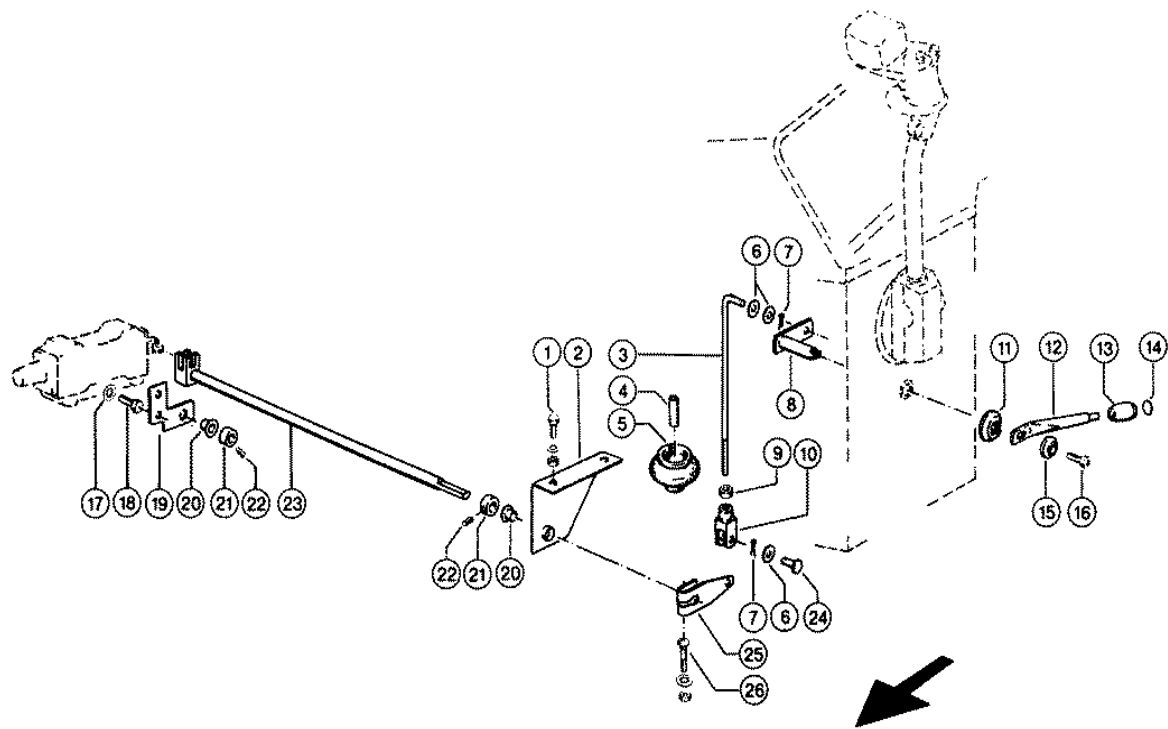
Characteristic: **FOOT BRAKE CONTROL, BRAKE LINES**Illustration: **024**

| Pos. | Part-No. | Description | DIN | Dimension | Qty. | Remark |
|------|---------------|-------------------|---------|-----------------|------|-------------------|
| 1 | 000 656 255 0 | Counter plate | | 25x3x46 | 2 | |
| 2 | 000 683 658 0 | Rubber bearing | | 10/10 | 3 | |
| 3 | 000 683 254 0 | Attaching Clamp | | Bss 2x18x25x3 | 3 | |
| 4 | 000 237 439 0 | Hexagonal screw | Iso4017 | M08x16 | 1 | |
| 5 | 000 239 387 0 | Contact washer | | A 8 | 1 | |
| 6 | 000 905 775 0 | Balance valve | | | 1 | |
| 7 | 000 607 188 0 | Master cylinder | | | 2 | |
| - | 000 175 260 0 | Repair kit | | F. 607188.0 Ate | N.B | |
| 8 | 000 607 191 0 | Hydr. pipe | | 8x1 X 105 | 2 | |
| 9 | 000 659 273 0 | Cable ring | | A 16x24x3 | 2 | |
| 10 | 000 715 013 0 | Hose pipe | | 7x13x430 | 1 | |
| 11 | 000 237 465 0 | Hexagonal screw | Iso4017 | M06x16 | 2 | |
| 11 | 000 236 169 0 | Hexagonal nut | Iso4032 | M6 | 2 | |
| 11 | 000 239 386 0 | Contact washer | | A 6 | 2 | |
| 12 | 000 689 570 0 | Double reservoir | | | 1 | |
| 13 | 000 622 932 0 | Cable ring | | C21-28x38x1,5 | 1 | from No. 09308500 |
| 13 | 000 238 456 0 | Cable ring | | A30x38x1,6 | 1 | to No. 09308499 |
| 14 | 000 236 169 0 | Hexagonal nut | Iso4032 | M6 | 2 | |
| 15 | 000 215 374 0 | Hexagonal screw | Iso4014 | m 6x140 | 1 | |
| 16 | 000 235 088 0 | Split pin | I1234 | 4 X 18 | 2 | |
| 17 | 000 632 133 0 | Pin | | B10a12x 28 | 2 | |
| 18 | 000 632 127 0 | Fork head | D71752 | G10x40 | 2 | |
| 19 | 000 236 171 0 | Hexagonal nut | Iso4032 | M10 | 2 | |
| 20 | 000 607 189 0 | Sealing plug | | für 607188.0 | 2 | |
| 21 | 000 655 325 0 | Washer | | | 2 | |
| 22 | 000 655 342 0 | Guard cap | | | 2 | |
| 23 | 000 655 341 0 | Piston rod | | | 2 | |
| 24 | 000 237 442 0 | Hexagonal screw | Iso4017 | M08x25 | 4 | |
| 24 | 000 236 170 0 | Hexagonal nut | Iso4032 | M8 | 4 | |
| 24 | 000 239 387 0 | Contact washer | | A 8 | 4 | |
| 25 | 000 715 040 0 | Hydr. pipe | | 4.45x0.75x1780 | 1 | |
| 26 | 000 715 042 0 | Hydr. pipe | | Re-8 | 1 | |
| 27 | 000 715 011 0 | Hose pipe | | 7x13x385 | 1 | |
| 28 | 000 238 094 0 | Hexagonal screw | Iso4017 | M06x25 | 2 | |
| 28 | 000 237 983 0 | Securing nut | Iso7042 | M06 | 2 | |
| 28 | 000 239 386 0 | Contact washer | | A 6 | 2 | |
| 29 | 000 071 454 0 | Attaching Clamp | | 2x12x16x2 | 3 | |
| 30 | 000 071 456 0 | Rubber bearing | | 5/ 5 | 3 | |
| 31 | 000 544 542 0 | Hydr. pipe | | | 1 | |
| - | 000 544 552 1 | Hydr.pipe preass. | | | 1 | at disc brakes |
| 32 | 000 238 132 0 | Securing nut | Iso7042 | M08 | 2 | |
| 33 | 000 237 339 0 | Hexagonal screw | Iso4014 | M08x35 | 3 | |
| 34 | 000 628 488 0 | Plastic pipe | | A5x9x30 | 1 | |
| 35 | 000 544 544 0 | Hydr. pipe | | | 1 | |
| - | 000 544 554 1 | Hydr.pipe preass. | | | 1 | at disc brakes |
| 36 | 000 237 813 0 | Overthrow screw | Din7423 | 35m 10x1 | N.B | |



Characteristic: **GEAR SHIFT ASSEMBLY**Illustration: **025**

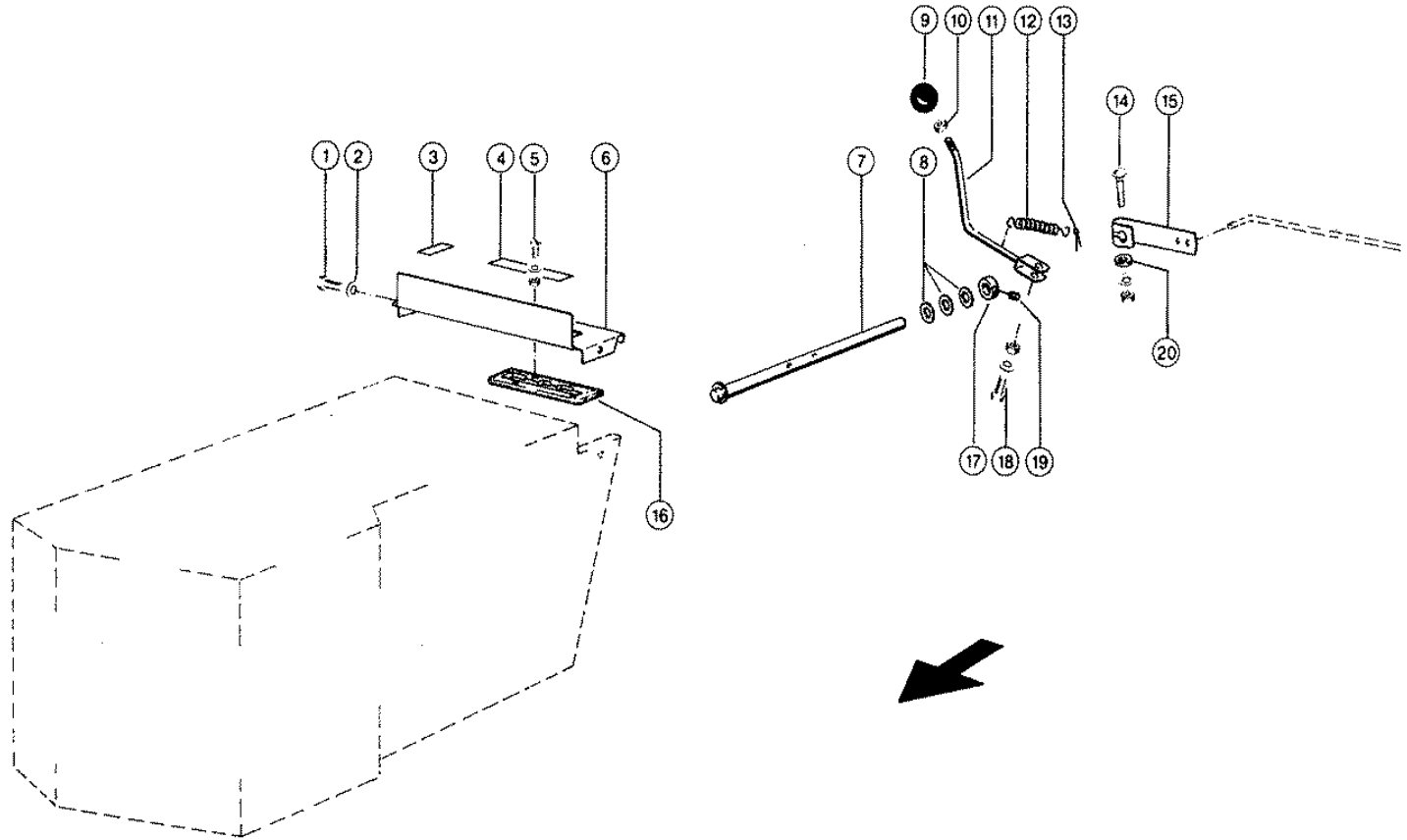
| Pos. | Part-No. | Description | DIN | Dimension | Qty. | Remark |
|------|---------------|------------------|---------|----------------|------|-----------------------|
| 1 | 000 694 386 0 | Lever | | 124 lang | 2 | to No. 09308609 |
| 2 | 000 239 388 0 | Contact washer | | A10 | 4 | |
| 3 | 000 071 328 0 | Bellows | | | 2 | |
| 4 | 000 236 171 0 | Hexagonal nut | Iso4032 | M10 | 8 | |
| 5 | 000 694 377 0 | Pull rod | | M10x425 | 1 | 2nd + 3rd gear |
| 6 | 000 694 376 0 | Pull rod | | M10x460 | 1 | 1st gear |
| 7 | 000 602 065 0 | Angular joint | | As 16 | 4 | |
| 8 | 000 694 301 0 | Switch knob | | | 1 | |
| 9 | 000 649 701 2 | Shift lever | | | 1 | |
| 10 | 000 077 970 0 | Control shaft | | D18x158 | 1 | |
| 11 | 000 602 058 1 | Switch segment | | | 2 | |
| - | 000 177 571 0 | Molykote | | 100 Gramm Tube | N.B | |
| 12 | 000 215 442 0 | Back-up washer | Din988 | S 18x25 | 2 | |
| 13 | 000 235 625 0 | Tensioning pin | Iso8752 | 3,5x 36-N | 1 | |
| 14 | 000 235 665 2 | Tensioning pin | Iso8752 | 6 X 36 N-St | 1 | |
| 15 | 000 649 704 0 | Compress.spring | | 1,4 X 20 X 45 | 2 | |
| 16 | 000 623 665 1 | Collar | | | 1 | |
| 17 | 000 602 061 1 | Stop | | | 1 | |
| 18 | 000 077 971 1 | Synthetic bush | | 18x22/26x10 | 2 | |
| 19 | 000 077 974 1 | Gearbox case | | | 1 | |
| 20 | 000 235 641 0 | Tensioning pin | Iso8752 | 5 X 12 | 2 | |
| 21 | 000 235 131 1 | Spring washer | | 6 | 1 | |
| 22 | 000 241 249 0 | Countersunk bolt | D963 | m 6x25 | 1 | |
| 22 | 000 236 169 0 | Hexagonal nut | Iso4032 | M6 | 1 | |
| 23 | 000 237 466 0 | Hexagonal screw | Iso4017 | M06x20 | 12 | |
| 23 | 000 236 169 0 | Hexagonal nut | Iso4032 | M6 | 12 | |
| 23 | 000 235 131 1 | Spring washer | | 6 | 12 | |
| 24 | 000 694 137 0 | Bearing | | D25 | 4 | |
| 25 | 000 236 943 0 | Grease nipple | Din714 | 2s 6x1 | 4 | |
| 26 | 000 694 166 0 | Adjusting ring | | A25c11x35x10m8 | 3 | (4)from No. 09308610 |
| 27 | 000 235 867 0 | Threaded pin | Iso4029 | m 8x 8 | 3 | (4)from No. 09308610 |
| 28 | 000 235 132 1 | Spring washer | | 8 | 2 | |
| 29 | 000 236 200 0 | Hexagonal screw | Iso4017 | M08x20 | 2 | |
| 30 | 000 694 518 0 | Control shaft | | D25x460 | 1 | from no. 09308610 |
| 30 | 000 694 140 1 | Control shaft | | D25x463 | 1 | to No. 09308609 |
| 31 | 000 215 541 0 | Spiral tens.ring | I8748 | 8 X 35 | 1 | (4)from No. 09308610 |
| 32 | 000 694 138 1 | Lever | | B 25 mm | 1 | (2) From No. 09308610 |
| 34 | 000 694 517 0 | Control shaft | | D25x460 | 1 | from no. 09308610 |
| 34 | 000 694 139 1 | Control shaft | | D25x448 | 1 | to No. 09308609 |
| 35 | 000 623 565 0 | Frame | | | 1 | |
| 36 | 000 694 303 0 | Insert | | N.Z. 6497800 | 1 | |
| 37 | 000 234 301 0 | Washer | | 26 X 34 X2 | 1 | from no. 09308610 |



Characteristic: **VALVE CONTROL, DRUM SPEED**


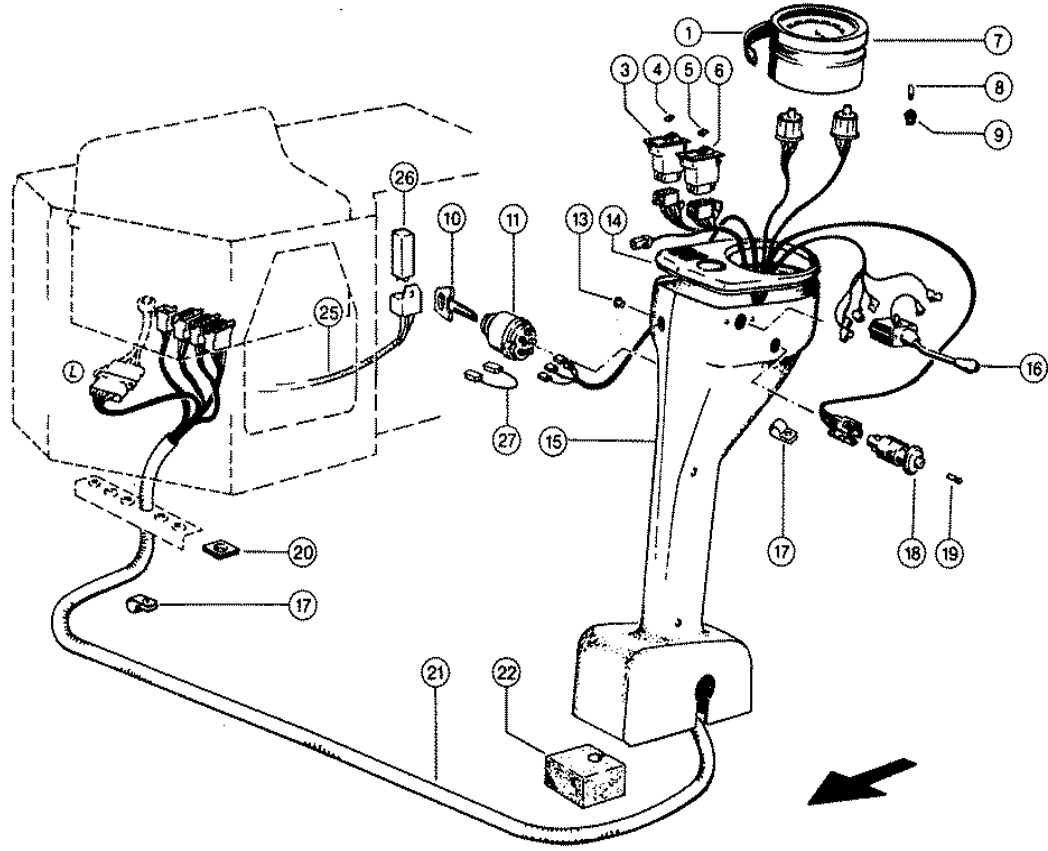
Illustration: **026**

| Pos. | Part-No. | Description | DIN | Dimension | Qty. | Remark |
|------|---------------|-------------------|---------|----------------|------|---------|
| 1 | 000 237 464 0 | Hexagonal screw | Iso4017 | M06x12 | 2 | |
| 1 | 000 236 169 0 | Hexagonal nut | Iso4032 | M6 | 2 | |
| 1 | 000 239 386 0 | Contact washer | | A 6 | 2 | |
| 2 | 000 633 708 0 | Angle plate | | | 1 | |
| 3 | 000 633 712 0 | Rod | | D8x302 | 1 | |
| 4 | 000 233 693 1 | Pvc-hose | | A 8x12 | 1 | 50 long |
| 5 | 000 215 409 0 | Cable ring | | C10-18x30x1,5 | 1 | |
| 6 | 000 236 826 0 | Washer | | 8,4x 17 X1 | 3 | |
| 7 | 000 235 109 0 | Split pin | I1234 | 2 X 12 | 2 | |
| 8 | 000 649 235 0 | Lever | | | 1 | |
| 9 | 000 236 170 0 | Hexagonal nut | Iso4032 | M8 | 1 | |
| 10 | 000 239 079 0 | Fork head | D71752 | G 8x32 | 1 | |
| 11 | 000 649 238 0 | Washer | | D14x D45 | 1 | |
| 12 | 000 649 239 0 | Lever | | 12x132 | 1 | |
| 13 | 000 215 410 0 | Cone-type knob | | D27 D8 | 1 | |
| 14 | 000 514 415 0 | Sticker | | Trommel-Symbol | 1 | |
| 15 | 000 649 240 0 | Washer | | D30x9 | 1 | |
| 16 | 000 242 227 1 | Socket head screw | Iso4762 | m 8x 16 | 1 | |
| 17 | 000 239 387 0 | Contact washer | | A 8 | 2 | |
| 18 | 000 237 439 0 | Hexagonal screw | Iso4017 | M08x16 | 2 | |
| 19 | 000 656 814 2 | Bearing plate | | 4x65x70 | 1 | |
| 20 | 000 008 504 0 | Bushing | | 13,1x 15,1x14 | 2 | |
| 21 | 000 238 221 0 | Adjusting ring | | 14h8 | 2 | |
| 22 | 000 236 549 0 | Threaded pin | I7434 | m 6x 8 | 2 | |
| 23 | 000 633 710 0 | Turn shaft | | | 1 | |
| 24 | 000 238 680 0 | Pin | I2341 | B 8h11x22 | 1 | |
| 25 | 000 649 251 0 | Clamping piece | | 30x3x112 | 1 | |
| 26 | 000 236 449 0 | Flat head bolt | Din603 | m 8x 45 | 1 | |
| 26 | 000 236 170 0 | Hexagonal nut | Iso4032 | M8 | 1 | |
| 26 | 000 239 387 0 | Contact washer | | A 8 | 1 | |



Characteristic: **ENGINE CONTROLS**Illustration: **027**

| Pos. | Part-No. | Description | DIN | Dimension | Qty. | Remark |
|------|---------------|-------------------|---------|---------------|------|--------|
| 1 | 000 237 465 0 | Hexagonal screw | Iso4017 | M06x16 | 2 | |
| 2 | 000 239 386 0 | Contact washer | | A 6 | 2 | |
| 3 | 000 514 414 1 | Sticker | | Stop - Quer | 1 | |
| 4 | 000 514 229 1 | Sticker | | Start-Full | 1 | |
| 5 | 000 236 993 0 | Socket head screw | D84 | m 4x12 | 4 | |
| 5 | 000 237 215 0 | Hexagonal nut | Iso4032 | M4 | 4 | |
| 5 | 000 236 489 1 | Spring washer | | 4 | 4 | |
| 6 | 000 618 785 2 | Cover | | 1,5x137x338 | 1 | |
| 7 | 000 664 277 0 | Shaft | | | 1 | |
| 8 | 000 238 327 0 | Washer | Iso8738 | 20x30x4 | 3 | |
| 9 | 000 633 109 0 | Ball knob | D319 | C 32 | 1 | |
| 10 | 000 237 928 0 | Hexagonal nut | Iso4035 | m 8 | 1 | |
| 11 | 000 664 267 0 | Shifting lever | | | 1 | |
| 12 | 000 623 889 0 | Tension spring | | 1,3 X 8,9x 32 | 1 | |
| 13 | 000 235 084 0 | Split pin | I1234 | 3,2x 28 | 1 | |
| 14 | 000 236 449 0 | Flat head bolt | Din603 | m 8x 45 | 1 | |
| 14 | 000 236 170 0 | Hexagonal nut | Iso4032 | M8 | 1 | |
| 14 | 000 239 387 0 | Contact washer | | A 8 | 1 | |
| 15 | 000 660 029 0 | Adjusting lever | | 3x30x159 | 1 | |
| 16 | 000 618 999 1 | Strip bar | | 36,5x6x136,5 | 1 | |
| 17 | 000 238 221 0 | Adjusting ring | | 14h8 | 1 | |
| 18 | 000 237 442 0 | Hexagonal screw | Iso4017 | M08x25 | 1 | |
| 18 | 000 238 132 0 | Securing nut | Iso7042 | M08 | 1 | |
| 18 | 000 239 393 1 | Contact washer | | B 8 | 1 | |
| 19 | 000 236 549 0 | Threaded pin | I7434 | m 6x 8 | 1 | |
| 20 | 000 233 005 0 | Washer | | 8,4x 17 X3 | 1 | |



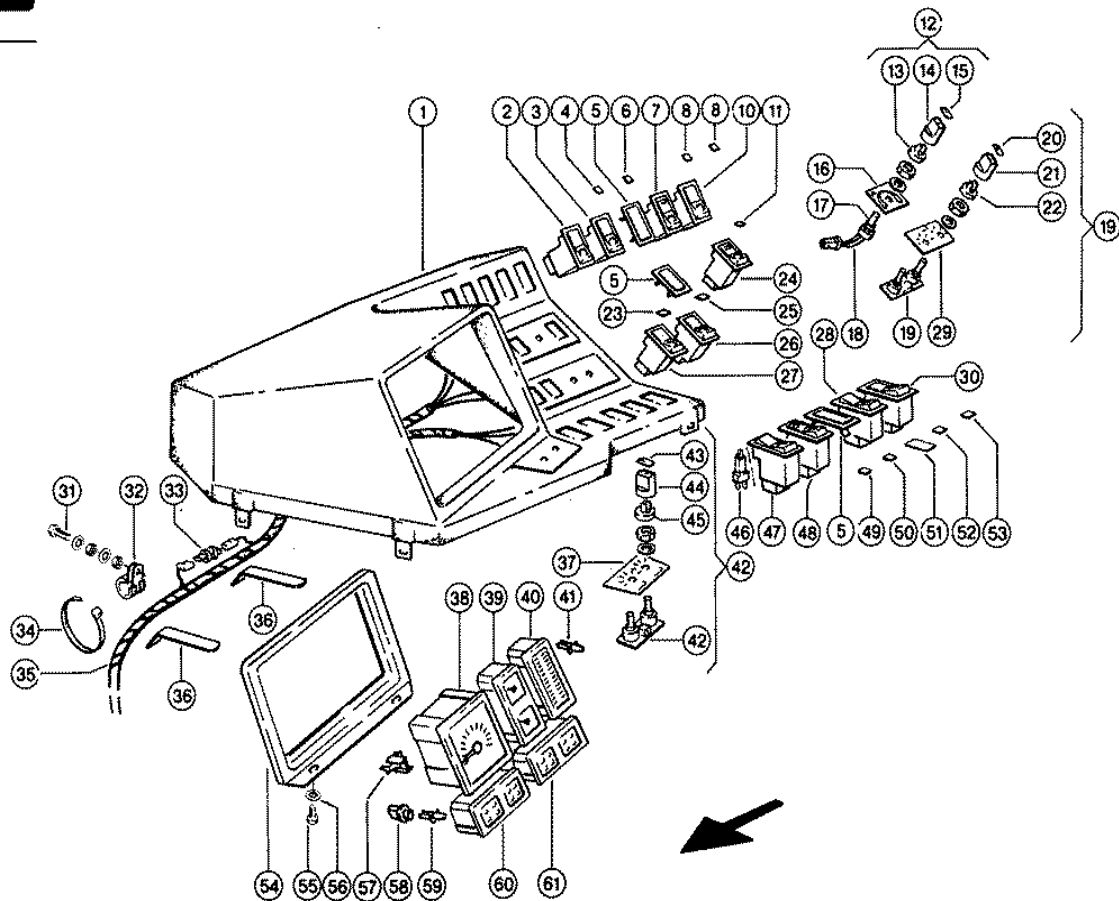
CLAAS SPARE PARTS LIST

05.09.2008
Sheet 1
DOMINATOR 98 VX

Characteristic: **INSTRUMENT COLUMN**

Illustration: **028**

| Pos. | Part-No. | Description | DIN | Dimension | Qty. | Remark |
|------|---------------|-------------------|---------|-----------------|------|------------------------|
| 1 | 000 177 492 0 | Seal ring | | | 1 | |
| 3 | 000 010 156 0 | Rocker switch | | | 1 | for driving light |
| - | 000 239 215 0 | Lamp | D7260 | W5/1,2-12v 1,2w | 1 | |
| 4 | 000 071 442 0 | Switch insert | | | 1 | for driving light |
| 5 | 000 071 533 0 | Switch insert | | | 1 | for disc washer |
| 6 | 000 010 155 0 | Rocker switch | | | 1 | for disc washer |
| - | 000 239 215 0 | Lamp | D7260 | W5/1,2-12v 1,2w | 1 | |
| 7 | 000 010 814 2 | Central informat. | | | 1 | |
| 8 | 000 211 415 0 | Bulb cpl. | | W.Ers.D.6040670 | 15 | |
| 8 | 000 211 306 0 | Bulb cpl. | | 12v 2w | 1 | for loading indicator |
| 8 | 000 215 094 0 | Lamp | D7260 | 12v/3w W2,1x9,5 | 1 | for main warning light |
| 9 | 000 604 067 0 | Bulb socket | | | 16 | |
| 9 | 000 215 093 0 | Bulb socket | | | 1 | for main warning light |
| 10 | 000 010 175 0 | Ignition key | | | 1 | |
| 11 | 000 238 746 1 | Ignition switch | | m. Schlüssel | 1 | |
| 11 | 000 010 141 0 | Ignition switch | | | 1 | at Perkins 1006-60Tw |
| 13 | 000 215 502 0 | Cover cap | | 28,0-30,0 | 1 | |
| 13 | 000 215 501 0 | Cover cap | | 18,4-20,6 | 1 | |
| 14 | 000 623 808 0 | Cover | | N-Zchg. 6237970 | 1 | |
| 15 | 000 623 797 1 | Column | | | 1 | |
| 16 | 000 744 070 0 | Switch | | | 1 | |
| 17 | 000 239 498 0 | Pipe clamp | Din3016 | A1-25x20 | 3 | |
| 18 | 000 604 138 0 | Hazzard lighth | | | 1 | |
| 19 | 000 177 864 0 | Lamp | D7260 | J 12v 2w | 1 | |
| 20 | 000 010 233 0 | Grommet | | 22 mm | 1 | |
| 21 | 000 010 894 0 | Wiring loom | | | 1 | |
| 22 | 000 623 798 0 | Gasket | | | 1 | |
| 25 | 000 012 082 0 | Wiring loom | | | 1 | for U S A |
| 26 | 000 012 083 0 | Relay | | | 1 | for U S A |
| 27 | 000 658 222 0 | Wiring loom | | 1 qmm 125lg | 1 | for U S A |



Characteristic: **INSTRUMENT / SWITCH PANEL, FRONT**

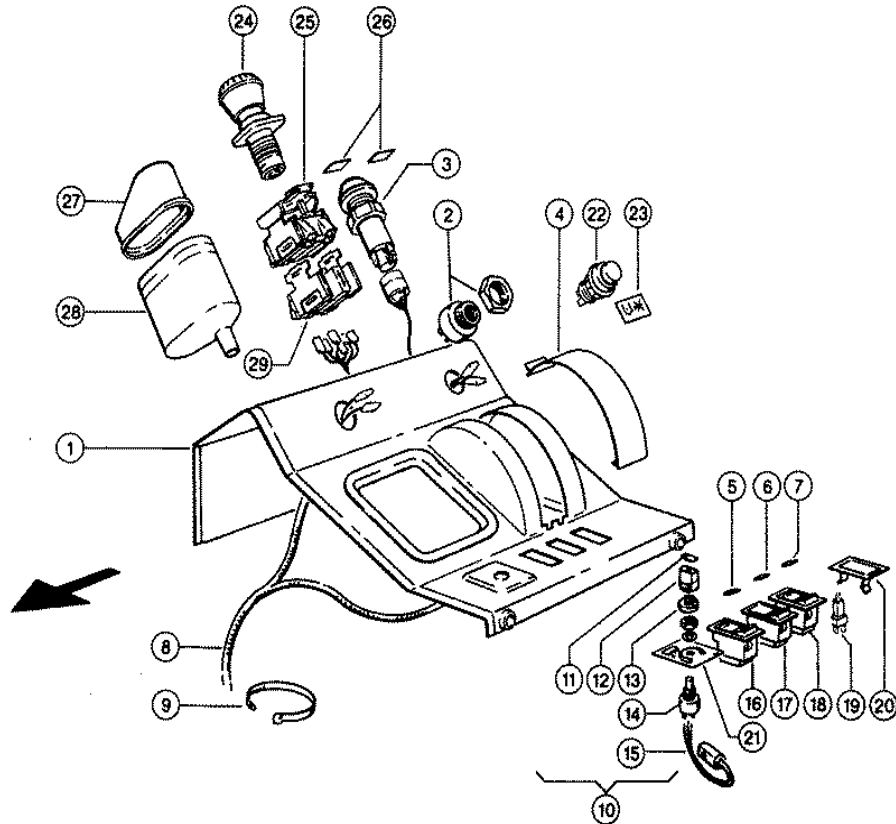
Illustration: **029**

| Pos. | Part-No. | Description | DIN | Dimension | Qty. | Remark |
|------|---------------|------------------|---------|------------------|------|---|
| 1 | 000 622 963 0 | Dash board cover | | | 1 | |
| 2 | 000 071 436 1 | Rocker switch | | | 1 | 4-Trac System |
| 3 | 000 010 151 0 | Rocker switch | | | 1 | complete lighting |
| 4 | 000 071 441 1 | Switch insert | | | 1 | 4-Trac System |
| 5 | 000 071 445 0 | Panel | | | N.B | |
| 6 | 000 071 589 1 | Switch insert | | | 1 | complete lighting |
| 7 | 000 010 153 0 | Rocker switch | | | 1 | local work illumination |
| 8 | 000 071 443 1 | Switch insert | | | 2 | local work illumination |
| 10 | 000 071 436 1 | Rocker switch | | | 1 | local work illumination |
| 11 | 000 010 862 0 | Switch insert | | | 1 | auto - Pilot |
| 12 | 000 010 126 2 | Centralizer | | | 1 | auto - Pilot |
| 13 | 000 010 926 0 | Nut cover | | D23 | 1 | |
| 14 | 000 010 924 0 | Button | | D23 | 1 | |
| 15 | 000 010 925 0 | Cover | | | 1 | |
| 16 | 000 514 392 2 | Sticker | | Lenkautomat | 1 | |
| 17 | 000 010 716 0 | Potentiometer | | 1 K-Ohm | 1 | |
| 18 | 000 010 125 0 | Wire | | Mittenverstell. | 1 | |
| 19 | 000 011 004 0 | Printed circuit | | | 1 | cutting height control |
| - | 000 010 808 0 | Bulb | | | 2 | |
| 20 | 000 011 024 0 | Cover | | | 2 | |
| 21 | 000 011 023 0 | Switch knob | | | 2 | |
| 22 | 000 011 022 0 | Nut cover | | | 2 | |
| 23 | 000 010 036 1 | Switch insert | | | 1 | cutting height control |
| 24 | 000 071 457 0 | Rocker switch | | | 1 | auto - Pilot |
| 25 | 000 010 863 1 | Switch insert | | | 1 | cutterbar - lateral adjustment |
| 26 | 000 010 152 0 | Rocker switch | | | 1 | cutterbar - lateral adjustment |
| 27 | 000 071 436 1 | Rocker switch | | | 1 | cutting height control |
| 28 | 000 010 152 0 | Rocker switch | | | 1 | reel speed |
| 29 | 000 514 514 0 | Sticker | | Contour-Plus | 1 | cutting height pre-selection |
| 30 | 000 010 151 0 | Rocker switch | | | 1 | unloading auger tube swivel |
| 31 | 000 238 094 0 | Hexagonal screw | Iso4017 | M06x25 | 2 | |
| 31 | 000 236 169 0 | Hexagonal nut | Iso4032 | M6 | 4 | |
| 31 | 000 239 389 0 | Contact washer | | A12 | 4 | |
| 32 | 000 215 394 0 | Pipe clamp | Din3016 | Ø1-24x20 | 2 | |
| 33 | 000 741 794 0 | Diode | | A2 100v | 1 | |
| 34 | 000 755 646 0 | Cable band | | Min. 3,5x142 | 3 | |
| 35 | 000 012 623 0 | Wiring loom | | Armaturendeckel | 1 | |
| 36 | 000 010 917 0 | Monitor holder | | 3x20x104,3 | 2 | |
| 37 | 000 514 377 2 | Sticker | | Durchsatzkontr. | 1 | |
| 38 | 000 010 813 1 | Tachometer | | | 1 | |
| 39 | 000 010 815 1 | Instrument | | | 1 | |
| 40 | 000 010 840 1 | Indicator cpl. | | | 1 | |
| 41 | 000 010 807 0 | Bulb | | | 12 | |
| 41 | 000 010 808 0 | Bulb | | | 8 | |
| 42 | 000 010 920 0 | Printed circuit | | | 1 | combine performance monitor |
| 43 | 000 010 922 0 | Cover | | | 2 | |
| 44 | 000 010 921 0 | Switch knob | | D16 | 2 | |
| 45 | 000 010 923 0 | Nut cover | | | 2 | |
| 46 | 000 075 416 0 | Glas bulb | | | N.B | |
| - | 000 239 215 0 | Lamp | D7260 | 1W5/1,2-12v 1,2w | N.B | |
| 47 | 000 010 152 0 | Rocker switch | | | 1 | fan speed |
| 48 | 000 010 153 0 | Rocker switch | | | 1 | switch-over blower- threshing drum speed |
| 49 | 000 010 864 0 | Switch insert | | | 1 | fan speed |

Characteristic: **INSTRUMENT / SWITCH PANEL, FRONT**

Illustration: **029**

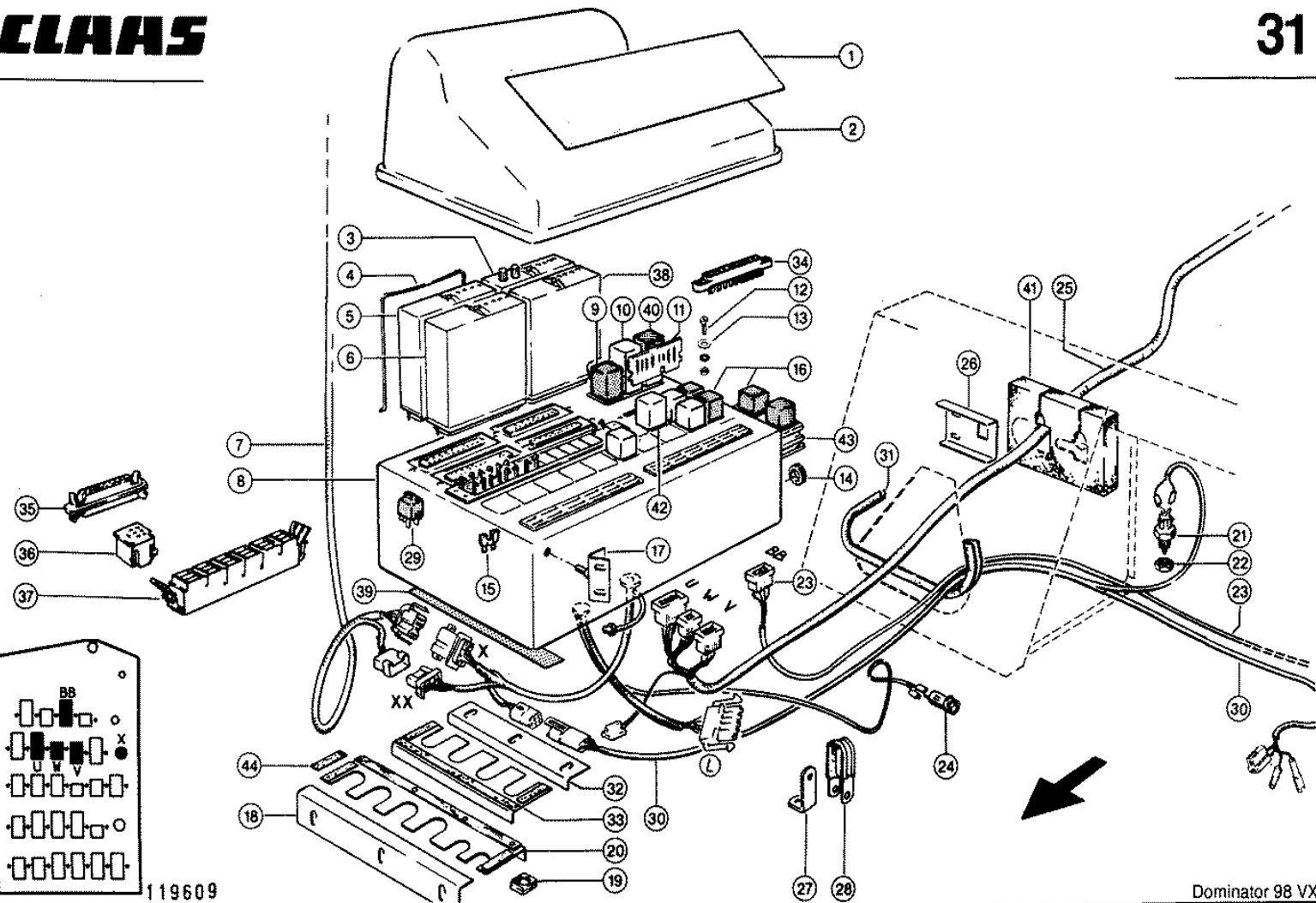
| Pos. | Part-No. | Description | DIN | Dimension | Qty. | Remark |
|------|---------------|-----------------|---------|------------------|------|-----------------------------|
| 50 | 000 071 439 0 | Switch insert | | | 1 | green |
| 51 | 000 514 596 0 | Sticker | | GebL.U.Trommel. | 1 | fan /drum - speed |
| 52 | 000 010 033 2 | Switch insert | | | 1 | reel speed |
| 53 | 000 012 626 0 | Insert | | | 1 | unloading auger tube swivel |
| 54 | 000 010 916 1 | Monitor frame | | | 1 | |
| 55 | 000 237 358 1 | Hexagonal screw | Iso4017 | m 6x8 | 2 | |
| 56 | 000 239 386 0 | Contact washer | | A 6 | 2 | |
| 57 | 000 010 846 0 | Connection clip | | | 1 | |
| 58 | 000 604 067 0 | Bulb socket | | | 20 | |
| 59 | 000 239 215 0 | Lamp | D7260 | 1W5/1,2-12v 1,2w | 20 | |
| 60 | 000 010 707 1 | Indicator light | | | 1 | |
| 61 | 000 010 708 1 | Indicator light | | | 1 | |



Characteristic: **INSTRUMENT / SWITCH PANEL, REAR**

Illustration: **030**

| Pos. | Part-No. | Description | DIN | Dimension | Qty. | Remark |
|------|---------------|-------------------|--------|-----------------|------|--|
| 1 | 000 664 258 0 | Dash board cover | | | 1 | |
| 2 | 000 010 181 0 | Electronic Buzzer | | | 1 | |
| 3 | 000 012 564 0 | Push button | | Schneidw. ein | 1 | cutterbar - on |
| 4 | 000 622 960 0 | Cover | | 0,8x0050x0181 | 1 | |
| 5 | 000 010 034 1 | Switch insert | | | 1 | cutterbar reversable |
| 6 | 000 010 036 1 | Switch insert | | | 1 | at Contour - System |
| 7 | 000 010 865 0 | Switch insert | | | 1 | cutterbar-safety switch |
| 8 | 000 012 624 0 | Wiring loom | | Armaturend. Hi | 1 | |
| 9 | 000 755 646 0 | Cable band | | Min. 3,5x142 | 3 | |
| 10 | 000 010 126 2 | Centralizer | | | 1 | elec. deflector adjustm. |
| 11 | 000 010 925 0 | Cover | | | 1 | |
| 12 | 000 010 924 0 | Button | | D23 | 1 | |
| 13 | 000 010 926 0 | Nut cover | | D23 | 1 | |
| 14 | 000 010 716 0 | Potentiometer | | 1 K-Ohm | 1 | |
| 15 | 000 010 125 0 | Wire | | Mittenverstell. | 1 | |
| 16 | 000 010 154 0 | Rocker switch | | | 1 | cutterbar reversable |
| 17 | 000 071 436 1 | Rocker switch | | | 1 | at Contour - System |
| 18 | 000 071 457 0 | Rocker switch | | | 1 | cutterbar-safety switch |
| 19 | 000 075 416 0 | Glas bulb | | | N.B | |
| - | 000 239 215 0 | Lamp | D72601 | W5/1,2-12v 1,2w | N.B | |
| 20 | 000 071 445 0 | Panel | | | N.B | |
| 21 | 000 514 533 0 | Sticker | | Spreukl-Verst. | 1 | elec. deflector adjustm. |
| 22 | 000 012 466 0 | Push button | | | 1 | acknowledge switch - grain tank filling level |
| 23 | 000 514 797 0 | Sticker | | 20x32 | 1 | |
| 24 | 000 012 026 0 | Control security | | Not-aus-Schalt. | 1 | threshing mechanism on/off |
| 25 | 000 012 027 0 | Insert | | | 1 | |
| 26 | 000 514 941 0 | Sticker | | | 1 | |
| 27 | 000 010 987 0 | Reception | | | 1 | |
| 28 | 000 012 013 0 | Collar | | Ax224 | 1 | |
| 29 | 000 012 028 0 | Snap switch | | | 1 | |



CLAAS SPARE PARTS LIST

05.09.2008
Sheet 1
DOMINATOR 98 VX

Characteristic: **CENTRAL ELECTRICS**

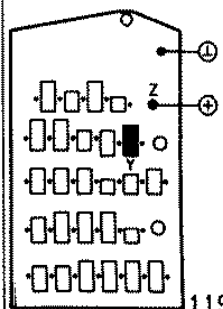
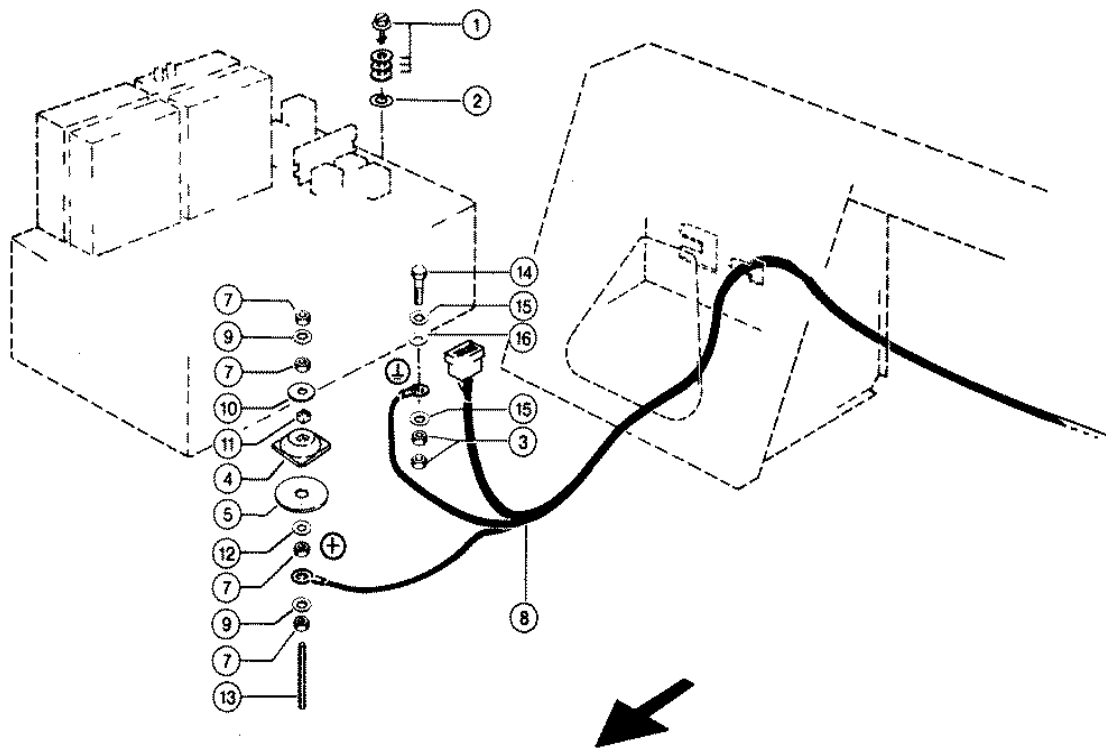
Illustration: **031**

| Pos. | Part-No. | Description | DIN | Dimension | Qty. | Remark |
|------|---------------|-------------------|----------|-----------------|------|--------------------------------------|
| 1 | 000 514 940 0 | Sticker | | Sicherungen | 1 | |
| 2 | 000 010 915 0 | Protective hood | | | 1 | |
| 3 | 000 010 064 8 | Plug-in module | | Lenkautomat | 1 | auto - Pilot |
| 4 | 000 010 061 0 | Bracket | | | 1 | (4) |
| 5 | 000 010 066 0 | Plug-in module | | | 1 | Nr.revolt.switch |
| 6 | 000 010 065 4 | Plug-in module | | Motorwächter | 1 | motor cut-off system |
| - | 000 514 385 1 | Sticker | | Steckm.-Motorw. | 1 | |
| 7 | 000 012 725 0 | Wiring loom | | Kab. Typ487-490 | 1 | cabin connection connection X, Xx |
| 8 | 000 012 610 1 | Main distr.box | | Upgrade | 1 | |
| 9 | 000 604 029 0 | Flasher relay | | | 1 | |
| 10 | 000 604 025 0 | Pulser | | 12 V, 50 W | 1 | |
| 11 | 000 010 877 0 | Diode plate | | | 1 | |
| 11 | 000 010 339 1 | Diode plate | | m. Mot-Wächter | 1 | at motor cut-off system |
| 12 | 000 239 458 0 | Socket head screw | D84 | m 3x12 | 2 | |
| 12 | 000 237 228 0 | Hexagonal nut | Iso4032 | M3 | 2 | |
| 12 | 000 239 312 0 | Serrated l.washer | D6798 | A 3,2 | 2 | |
| 13 | 000 236 979 1 | Washer | D125 | 4,3 | 2 | |
| 14 | 000 623 341 0 | Cable ring | | B10x14x2 | 3 | |
| 15 | 000 211 754 0 | Flat fuse | Din72583 | 3 | 3 | |
| 15 | 000 211 755 0 | Flat fuse | Din72583 | 3,5 | 18 | |
| 15 | 000 213 695 0 | Flat fuse | Din72583 | 10 | 4 | |
| 15 | 000 211 756 0 | Flat fuse | Din72583 | 15 | 8 | |
| 15 | 000 215 820 0 | Flat fuse | Din72583 | 20 | 2 | |
| 15 | 000 211 757 0 | Flat fuse | Din72583 | 25 | 2 | |
| 15 | 000 211 758 0 | Flat fuse | Din72583 | 30 | 3 | |
| 16 | 000 744 071 1 | Relais | | | 11 | basic equipment |
| 16 | 000 744 071 1 | Relais | | | 14 | additional variations |
| 17 | 000 623 638 0 | Support angle | | | 1 | |
| 18 | 000 010 075 0 | Angle plate | | 1,5x57x268 | 1 | |
| 19 | 000 010 232 0 | Grommet | | 15 mm | 2 | |
| 19 | 000 010 233 0 | Grommet | | 22 mm | 3 | |
| 20 | 000 010 074 0 | Supporting plate | | | 1 | |
| 21 | 000 215 357 0 | Switch/brake Line | | | 1 | hand brake |
| 22 | 000 236 455 0 | Hexagonal nut | Iso8675 | M12x1,5 | 1 | |
| 23 | 000 012 836 0 | Wiring loom | | Nd-hydr. mondia | 1 | |
| 24 | 000 658 523 1 | Socket | | W.Erset.D.01479 | 1 | |
| - | 000 658 524 0 | Cover | | W.Erset.D.01479 | 1 | |
| - | 000 071 446 0 | Cigar lighter | | | 1 | optional |
| 25 | 000 012 835 0 | Main wiring loom | | Mondial | 1 | connection U, V, W |
| 26 | 000 682 857 1 | Sealing plate | | 1x141x200 | 1 | |
| 27 | 000 062 685 0 | Support | | 25x5x119,5 | 1 | |
| 28 | 000 211 239 0 | Pipe clamp | Din3016 | 1-43x25 | 1 | |
| 29 | 000 013 055 0 | Switching relay | | | 12 | |
| 29 | 000 013 055 0 | Switching relay | | | 7 | "claas auto Contour" |
| 30 | 000 012 636 0 | Wiring loom | | Festst-Bremse | 1 | |
| 31 | 000 200 706 0 | Edge protector | | Hellgrau | N.B | 120 long |
| 32 | 000 011 008 0 | Angle plate | | 1,5x57x180 | 1 | |
| 33 | 000 011 010 0 | Supporting plate | | | 1 | |
| 34 | 000 212 485 0 | Connector | | 18polig | 1 | for Item 11 |
| 35 | 000 211 751 0 | Housing | | 25polig | 4 | for Item 3, 5, 6, 38 |
| 36 | 000 211 752 0 | Relay socket | | | 16 | for Item 9, 10. 16 |
| 37 | 000 211 753 0 | Fuse holder | | 3er Block | 2 | for Item 15 |
| 38 | 000 011 015 3 | Contour-plug | | Contour Plus S | 1 | |

Characteristic: **CENTRAL ELECTRICS**

Illustration: **031**


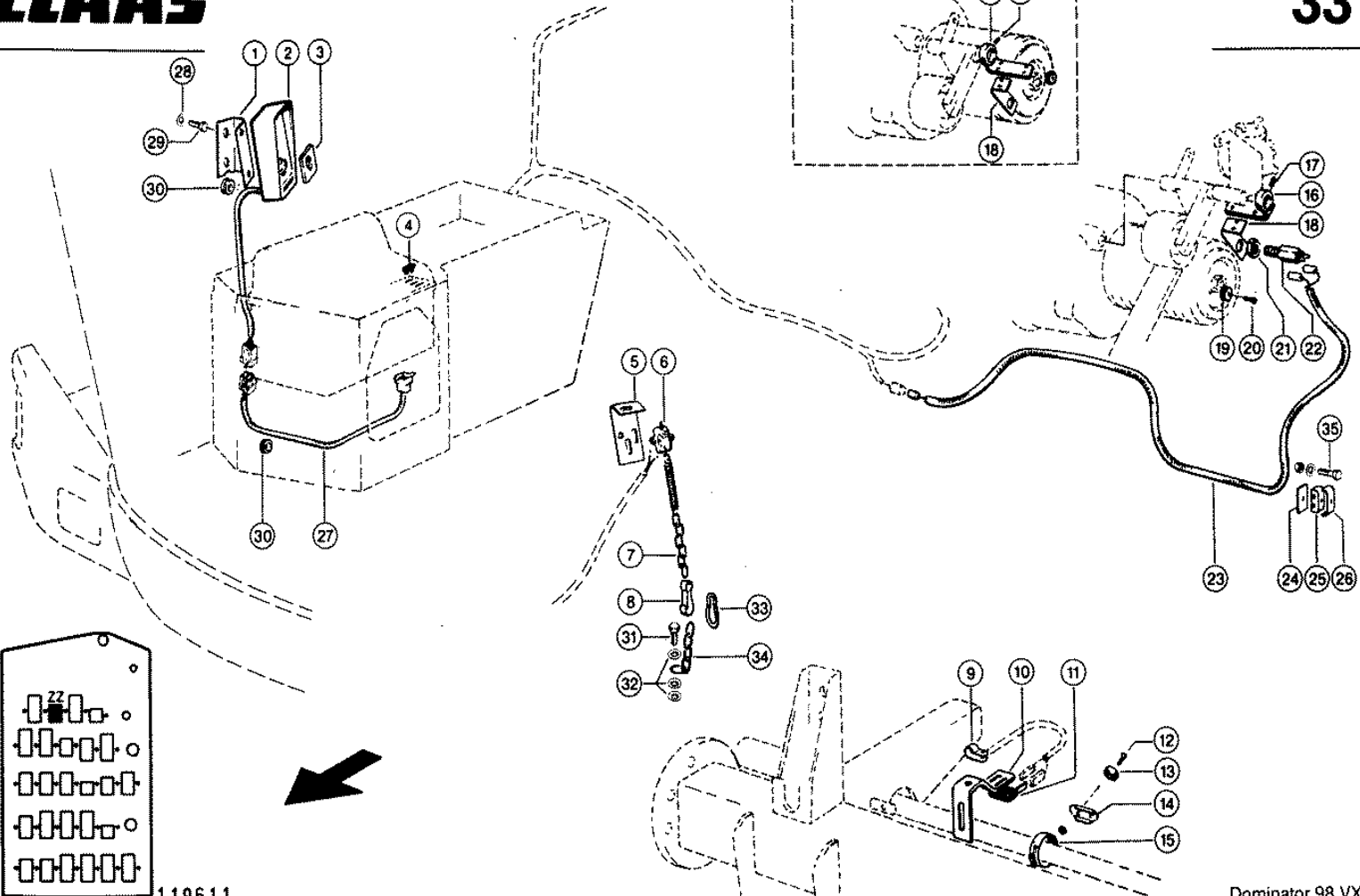
| Pos. | Part-No. | Description | DIN | Dimension | Qty. | Remark |
|------|---------------|------------------|-----|-----------------|------|--|
| 38 | 000 011 026 0 | Contour-plug | | Contour Einfach | 1 | |
| 39 | 000 514 378 0 | Sticker | | Zentralelektrik | 1 | decal A - F |
| 39 | 000 514 379 0 | Sticker | | Zentralelektrik | 1 | decal G - L |
| 39 | 000 514 380 0 | Sticker | | Zentralelektrik | 1 | decal N - T |
| 39 | 000 514 480 0 | Sticker | | Zentralelektrik | 1 | decal Q - X |
| 39 | 000 514 602 0 | Sticker | | "z Aa Bb Zz Cc" | 1 | decal Z - Cc |
| 40 | 000 012 619 0 | Time relay | | | 1 | unloading auger tube swivel |
| 41 | 000 623 909 1 | Isolation | | 50x180x298 | 1 | |
| 42 | 000 012 460 0 | Electronic relay | | | 1 | grain tank filling level 70 / 100 % |
| 43 | 000 211 815 0 | Relay socket | | | 2 | |
| 44 | 000 136 546 0 | Molding | | 20x4x10000 | N.B | |
| - | 000 181 979 0 | Mounting sleeve | | | 1 | |



119610

Characteristic: **CENTRAL ELECTRICS, POWER SUPPLY**Illustration: **032**

| Pos. | Part-No. | Description | DIN | Dimension | Qty. | Remark |
|------|---------------|------------------|---------|----------------|------|----------------------|
| 1 | 000 601 608 0 | Locking pin | | 4,69- 5,45kl-L | 1 | |
| 2 | 000 601 243 0 | Support washer | | 10,8x25x0,6 | 1 | |
| 3 | 000 236 171 0 | Hexagonal nut | Iso4032 | M10 | 2 | |
| 4 | 000 010 341 0 | Isolating sleeve | | | 1 | |
| 5 | 000 010 340 0 | Isolating washer | | 12,2x 50 X3 | 1 | |
| 7 | 000 236 170 0 | Hexagonal nut | Iso4032 | M8 | 2 | |
| 8 | 000 012 847 0 | Wiring loom | | Om 366la | 1 | at Mercedes Om 366La |
| 8 | 000 012 848 0 | Wiring loom | | 1006.60tw | 1 | at Perk. 1006.60 Tw |
| 9 | 000 239 387 0 | Contact washer | | A 8 | 2 | |
| 10 | 000 237 953 0 | Washer | | 8,5x 25 X3 | 1 | |
| 11 | 000 235 833 0 | Square nut | D557 | m 8 | 1 | |
| 12 | 000 239 393 1 | Contact washer | | B 8 | 1 | |
| 13 | 000 215 458 0 | Threaded bolt | Din976 | m 8x 70-B | 1 | |
| 14 | 000 237 456 0 | Hexagonal screw | Iso4017 | M10x45 | 1 | |
| 15 | 000 239 388 0 | Contact washer | | A10 | 2 | |
| 16 | 000 236 913 2 | Washer | Din125 | 10,50 | 1 | |



119611

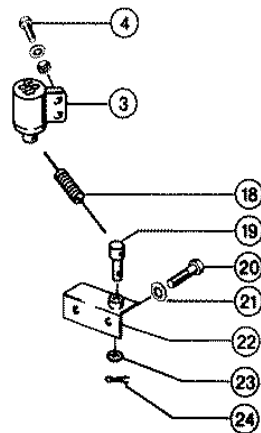
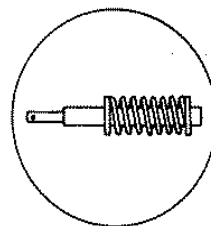
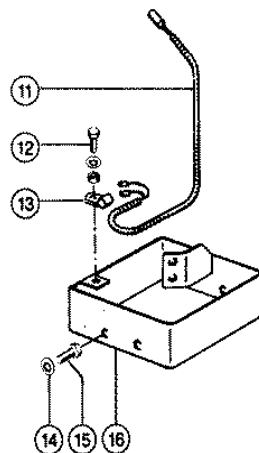
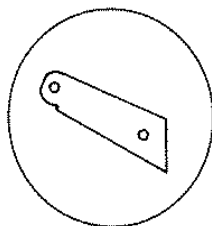
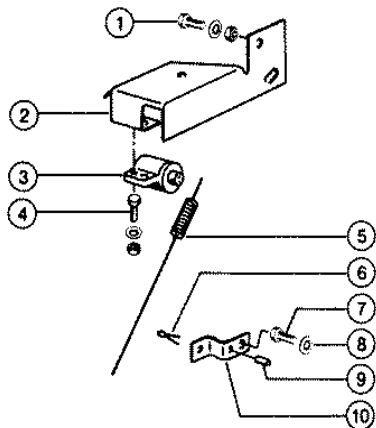
Dominator 98 VX

CLAAS SPARE PARTS LIST

Characteristic: **FIELDWORK - COMPUTER**

Illustration: **033**

| Pos. | Part-No. | Description | DIN | Dimension | Qty. | Remark |
|------|---------------|-------------------|----------|-----------------|------|--|
| 1 | 000 076 809 0 | Support | | 1,5x0129x0180 | 1 | |
| 2 | 000 011 193 1 | Fieldwork comput. | | | 1 | |
| 3 | 000 010 387 2 | Programm card | | mit Aufkleber | 1 | German |
| 4 | 000 211 755 0 | Flat fuse | Din72583 | 3,5 | 1 | |
| 5 | 000 608 792 2 | Support | | 3x40x103 | 1 | |
| 6 | 000 674 439 0 | Pull switch | | | 1 | with tension spring |
| 7 | 000 011 196 0 | Roundsteel chain | D766 | 3 - 4x16 - 7gl | 1 | |
| 8 | 000 502 920 0 | Hook | D5287 | A 50 | 1 | |
| 9 | 000 215 403 0 | Pipe clamp | Din3016 | 1-12x20-8,4 | 6 | |
| 10 | 000 010 399 1 | Angle | | 40x4x175 | 1 | |
| 11 | 000 980 387 1 | Flat switch | | | 1 | |
| 12 | 000 241 228 0 | Countersunk bolt | D963 | m 4x16 | 2 | |
| 12 | 000 237 215 0 | Hexagonal nut | Iso4032 | M4 | 2 | |
| 12 | 000 236 489 1 | Spring washer | | 4 | 2 | |
| 12 | 000 236 979 1 | Washer | D125 | 4,3 | 2 | |
| 13 | 000 980 386 1 | Solenoid | | | 2 | |
| 14 | 000 075 426 0 | Support | | | 1 | |
| 15 | 000 238 908 1 | Hose clamp | D3017 | W.Ers.D.2399082 | 1 | |
| 16 | 000 010 395 0 | Support | | | 1 | |
| 17 | 000 236 552 0 | Threaded pin | Iso4029 | M10x 8 | 1 | |
| 18 | 000 010 393 0 | Angle | | 4x40x117 | 1 | |
| 19 | 000 980 386 1 | Solenoid | | | 1 | |
| 20 | 000 241 228 0 | Countersunk bolt | D963 | m 4x16 | 1 | |
| 21 | 000 766 588 0 | Hexagonal nut | Iso8675 | M18x1,5-M=5 | 2 | |
| 22 | 000 676 835 0 | Magnetic pick up | | | 1 | |
| 23 | 000 011 034 0 | Wire | | | 1 | connection see motor wiring harness |
| 24 | 000 660 078 0 | Supporting brack. | | 30x3x50 | 2 | |
| 25 | 000 607 110 0 | Rubber bearing | | 15/10 | 2 | |
| 26 | 000 672 209 0 | Attaching Clamp | | Bss 2x22x25x3 | 2 | |
| 27 | 000 011 197 0 | Cable extension | | 2000 Lg | 1 | |
| 28 | 000 239 387 0 | Contact washer | | A 8 | 2 | |
| 29 | 000 236 200 0 | Hexagonal screw | Iso4017 | M08x20 | 2 | |
| 31 | 000 237 453 0 | Hexagonal screw | Iso4017 | M10x30 | 1 | |
| 32 | 000 239 388 0 | Contact washer | | A10 | 3 | |
| 33 | 000 233 132 0 | Clip | D5299 | C 60 | 1 | |
| 34 | 000 615 190 0 | Roundsteel chain | D766 | 5/6x18,5/24x3/2 | 1 | |
| 35 | 000 237 340 0 | Hexagonal screw | Iso4014 | M08x40 | 1 | |
| 35 | 000 237 341 0 | Hexagonal screw | Iso4014 | m 8x45 | 1 | |
| 35 | 000 239 387 0 | Contact washer | | A 8 | 2 | |
| 35 | 000 238 132 0 | Securing nut | Iso7042 | M08 | 2 | |



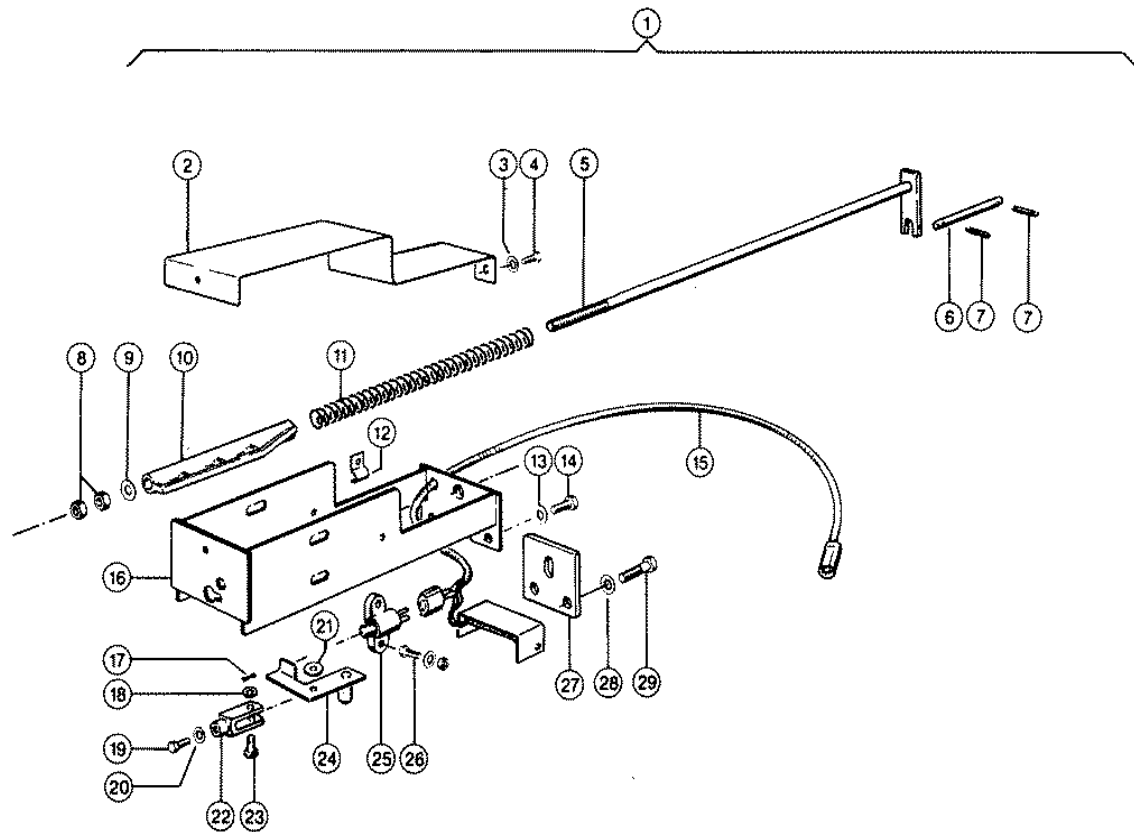
CLAAS SPARE PARTS LIST

05.09.2008
Sheet 1
DOMINATOR 98 VX

Characteristic: **SENDER**

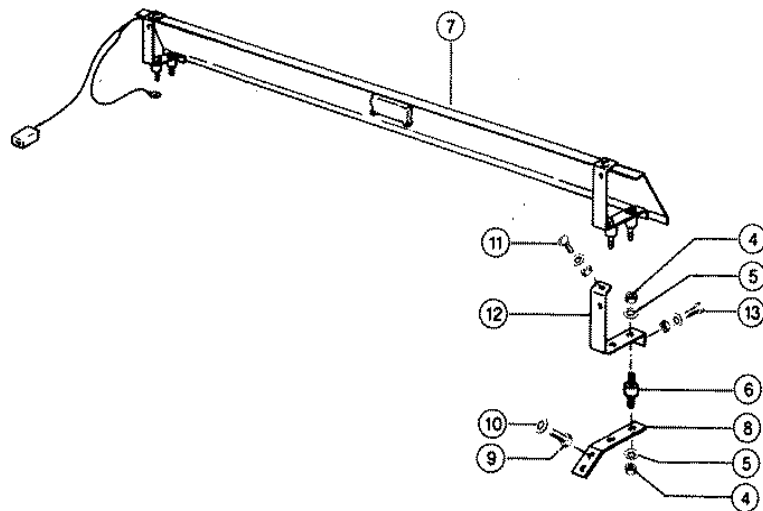
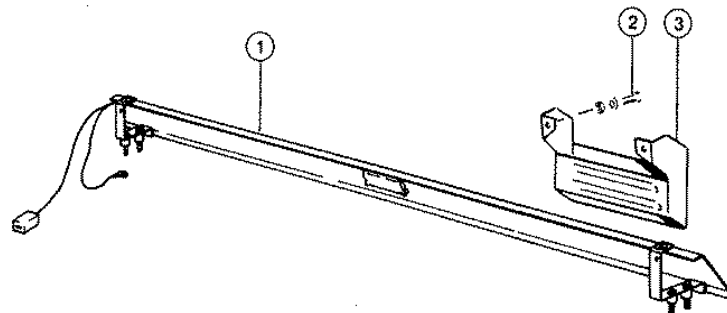
Illustration: **034**

| Pos. | Part-No. | Description | DIN | Dimension | Qty. | Remark |
|------|---------------|-----------------|---------|----------------|------|--------|
| 1 | 000 237 438 0 | Hexagonal screw | Iso4017 | m 8x12 | 2 | |
| 1 | 000 236 170 0 | Hexagonal nut | Iso4032 | M8 | 2 | |
| 1 | 000 239 393 1 | Contact washer | | B 8 | 2 | |
| 2 | 000 650 918 0 | Support | | 2,5x123,7x252 | 1 | |
| 3 | 000 010 820 1 | Potentiometer | | 10-185 Ohm | 2 | |
| 4 | 000 237 465 0 | Hexagonal screw | Iso4017 | M06x16 | 4 | |
| 4 | 000 236 169 0 | Hexagonal nut | Iso4032 | M6 | 4 | |
| 4 | 000 239 386 0 | Contact washer | | A 6 | 4 | |
| 5 | 000 650 917 0 | Spring | | 2,5 X 12,5x 40 | 1 | |
| 6 | 000 235 112 0 | Split pin | I1234 | 3,2x 12 | 1 | |
| 7 | 000 237 439 0 | Hexagonal screw | Iso4017 | M08x16 | 1 | |
| 8 | 000 239 387 0 | Contact washer | | A 8 | 1 | |
| 9 | 000 235 641 0 | Tensioning pin | Iso8752 | 5 X 12 | 1 | |
| 10 | 000 650 971 2 | Angle | | 3x30x70,6 | 1 | |
| 11 | 000 010 907 1 | Pipe | | | 1 | |
| 12 | 000 237 466 0 | Hexagonal screw | Iso4017 | M06x20 | 1 | |
| 12 | 000 236 169 0 | Hexagonal nut | Iso4032 | M6 | 1 | |
| 12 | 000 239 392 0 | Contact washer | | B 6 | 1 | |
| 13 | 000 215 411 0 | Pipe clamp | Din3016 | D1-10x15 | 1 | |
| 14 | 000 239 387 0 | Contact washer | | A 8 | 2 | |
| 15 | 000 237 439 0 | Hexagonal screw | Iso4017 | M08x16 | 2 | |
| 16 | 000 650 919 1 | Bracket | | | 1 | |
| 18 | 000 650 899 0 | Spring | | 2,5 X 12,5x 40 | 1 | |
| 19 | 000 650 898 1 | Guide | | D 15x35 | 1 | |
| 20 | 000 237 382 0 | Hexagonal screw | Iso4017 | M10x20 | 2 | |
| 21 | 000 239 388 0 | Contact washer | | A10 | 2 | |
| 22 | 000 540 037 0 | Support | | | 1 | |
| 23 | 000 237 990 0 | Washer | Iso7092 | 10 | 1 | |
| 24 | 000 235 083 0 | Split pin | I1234 | 3,2x 18 | 1 | |



Characteristic: **CONTOUR SYSTEM, GROUND PRESS. SENSOR**Illustration: **035**

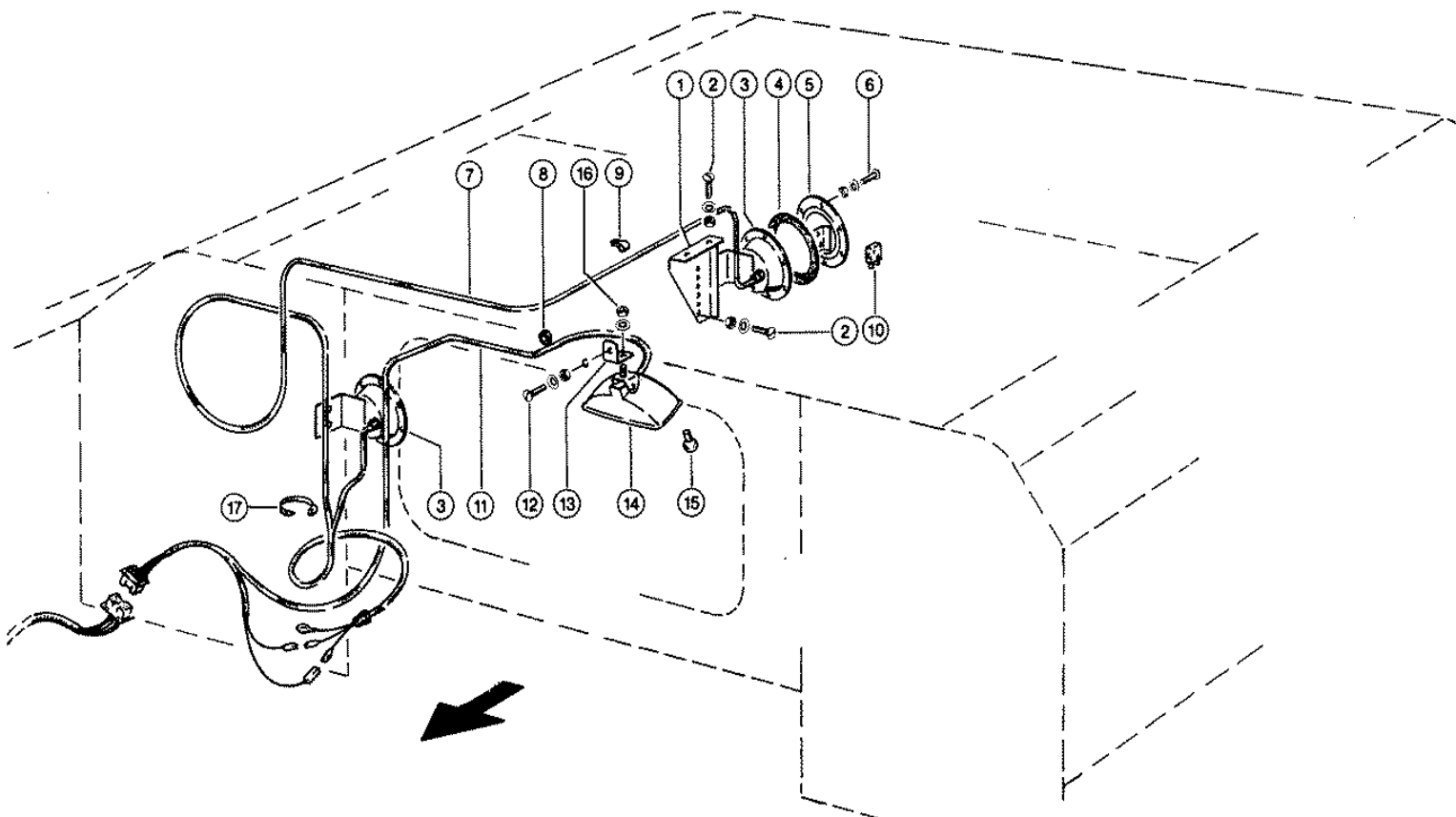
| Pos. | Part-No. | Description | DIN | Dimension | Qty. | Remark |
|------|---------------|-----------------|---------|---------------|------|--------|
| 1 | 000 012 814 0 | Pressure sensor | | Klp Sw-Zyl 55 | 1 | |
| 2 | 000 010 745 0 | Cover | | 2x75x330 | 1 | |
| 3 | 000 239 386 0 | Contact washer | | A 6 | 2 | |
| 4 | 000 237 464 0 | Hexagonal screw | Iso4017 | M06x12 | 2 | |
| 5 | 000 010 741 0 | Control shaft | | | 1 | |
| 6 | 000 010 740 0 | Shaft | | D10x67 | 1 | |
| 7 | 000 237 603 0 | Tensioning pin | Iso8752 | 4 X 20 | 2 | |
| 8 | 000 236 171 0 | Hexagonal nut | Iso4032 | M10 | 2 | |
| 9 | 000 237 990 0 | Washer | Iso7092 | 10 | 1 | |
| 10 | 000 010 483 0 | Tube | | 16x150 | 1 | |
| 11 | 000 010 747 0 | Compress.spring | | 2 X 12,5x220 | 1 | |
| 12 | 000 744 607 0 | Attaching Clamp | | Bsn 15x20x2 | 1 | |
| 13 | 000 239 387 0 | Contact washer | | A 8 | 2 | |
| 14 | 000 236 200 0 | Hexagonal screw | Iso4017 | M08x20 | 2 | |
| 15 | 000 010 748 1 | Switch | | S | 1 | |
| 16 | 000 010 744 1 | Housing | | | 1 | |
| 17 | 000 237 807 0 | Split pin | I1234 | 1,6x 12 | 1 | |
| 18 | 000 236 911 2 | Washer | D125 | 6,4 | 1 | |
| 19 | 000 237 464 0 | Hexagonal screw | Iso4017 | M06x12 | 1 | |
| 20 | 000 239 386 0 | Contact washer | | A 6 | 1 | |
| 21 | 000 236 823 0 | Washer | | 6,5x 30 X3 | 1 | |
| 22 | 000 238 173 0 | Fork head | D71752 | G 6x24 | 1 | |
| 23 | 000 238 174 0 | Pin | Iso2341 | B 6f8 X 18 | 1 | |
| 24 | 000 010 493 0 | Angle lever | | | 1 | |
| 25 | 000 010 411 4 | Tracer | | | 1 | |
| 26 | 000 237 466 0 | Hexagonal screw | Iso4017 | M06x20 | 2 | |
| 26 | 000 236 169 0 | Hexagonal nut | Iso4032 | M6 | 2 | |
| 26 | 000 239 386 0 | Contact washer | | A 6 | 2 | |
| 27 | 000 010 408 0 | Driving plate | | 8x60x60 | 1 | |
| 28 | 000 239 388 0 | Contact washer | | A10 | 2 | |
| 29 | 000 010 417 0 | Hexagonal screw | Iso4014 | M10x50-Sk | 2 | |



Characteristic: **COMBINE PERFORMANCE MONITOR**

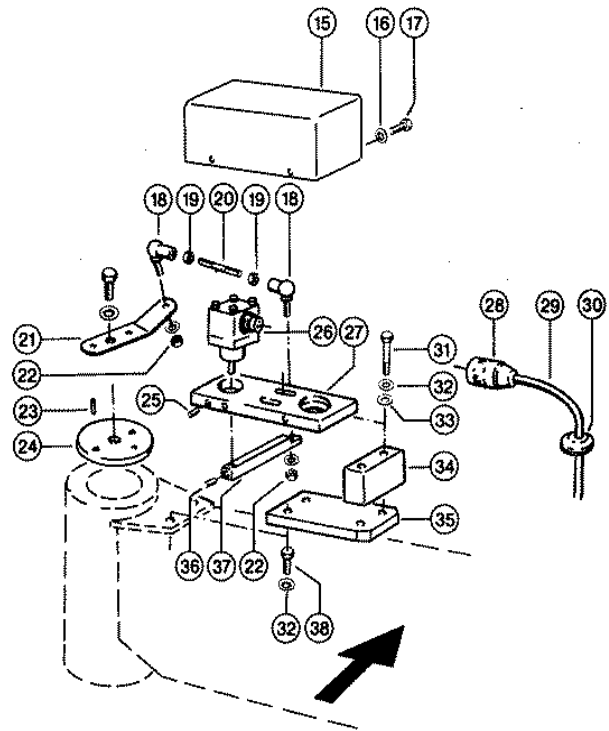
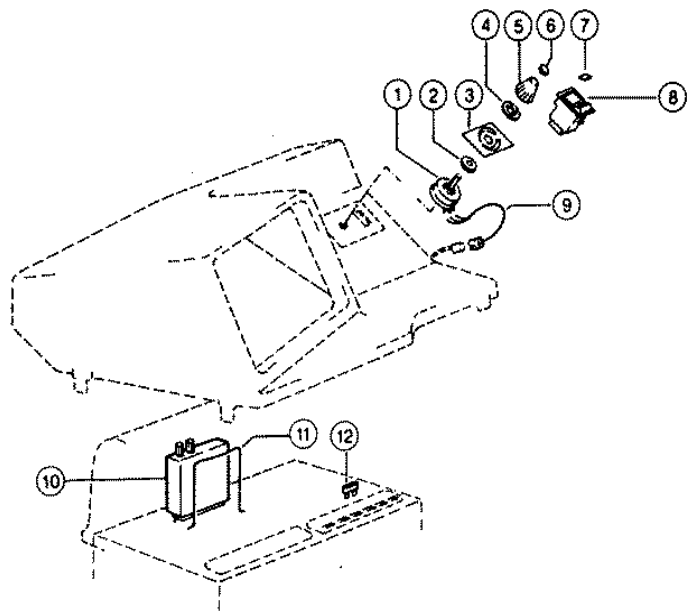
Illustration: **036**

| Pos. | Part-No. | Description | DIN | Dimension | Qty. | Remark |
|------|---------------|-------------------|---------|----------------|------|-------------------|
| 1 | 000 012 850 0 | Walker sensor | | 1300 Lg | 1 | from No. 09308532 |
| 1 | 000 608 243 4 | Walker sensor | | S | 1 | to No. 09308531 |
| 2 | 000 237 464 0 | Hexagonal screw | Iso4017 | M06x12 | 10 | |
| 2 | 000 236 169 0 | Hexagonal nut | Iso4032 | M6 | 10 | |
| 2 | 000 239 386 0 | Contact washer | | A 6 | 10 | |
| 3 | 000 685 280 2 | Fall tube | | | 5 | |
| 4 | 000 236 169 0 | Hexagonal nut | Iso4032 | M6 | 16 | |
| 5 | 000 215 034 0 | Serrated l.washer | D6798 | A 6,4 | 16 | |
| 6 | 000 676 878 1 | Swing metal | | m 6 20x 25 | 8 | |
| 7 | 000 012 852 0 | Sieve pan sensor | | L=1140 Klopfen | 1 | from No. 09308532 |
| 7 | 000 608 244 4 | Sieve pan sensor | | S | 1 | to No. 09308531 |
| 8 | 000 608 264 0 | Angle | | 25x5x130 | 2 | |
| 8 | 000 687 195 0 | Angle | | 25x5x190 | 2 | at "3-D" design |
| 9 | 000 237 438 0 | Hexagonal screw | Iso4017 | m 8x12 | 4 | |
| 10 | 000 239 387 0 | Contact washer | | A 8 | 4 | |
| 11 | 000 665 564 1 | Flat head bolt | | m 6x 12 | 4 | |
| 11 | 000 236 169 0 | Hexagonal nut | Iso4032 | M6 | 4 | |
| 11 | 000 215 003 0 | Contact washer | | Ers.D.2393860 | 4 | |
| 12 | 000 608 156 0 | Angle | | 3x30x183 | 4 | |
| 13 | 000 237 464 0 | Hexagonal screw | Iso4017 | M06x12 | 4 | |
| 13 | 000 236 169 0 | Hexagonal nut | Iso4032 | M6 | 4 | |
| 13 | 000 215 003 0 | Contact washer | | Ers.D.2393860 | 4 | |



Characteristic: **GRAIN TANK FILL INDICATOR, LIGHT**Illustration: **037**


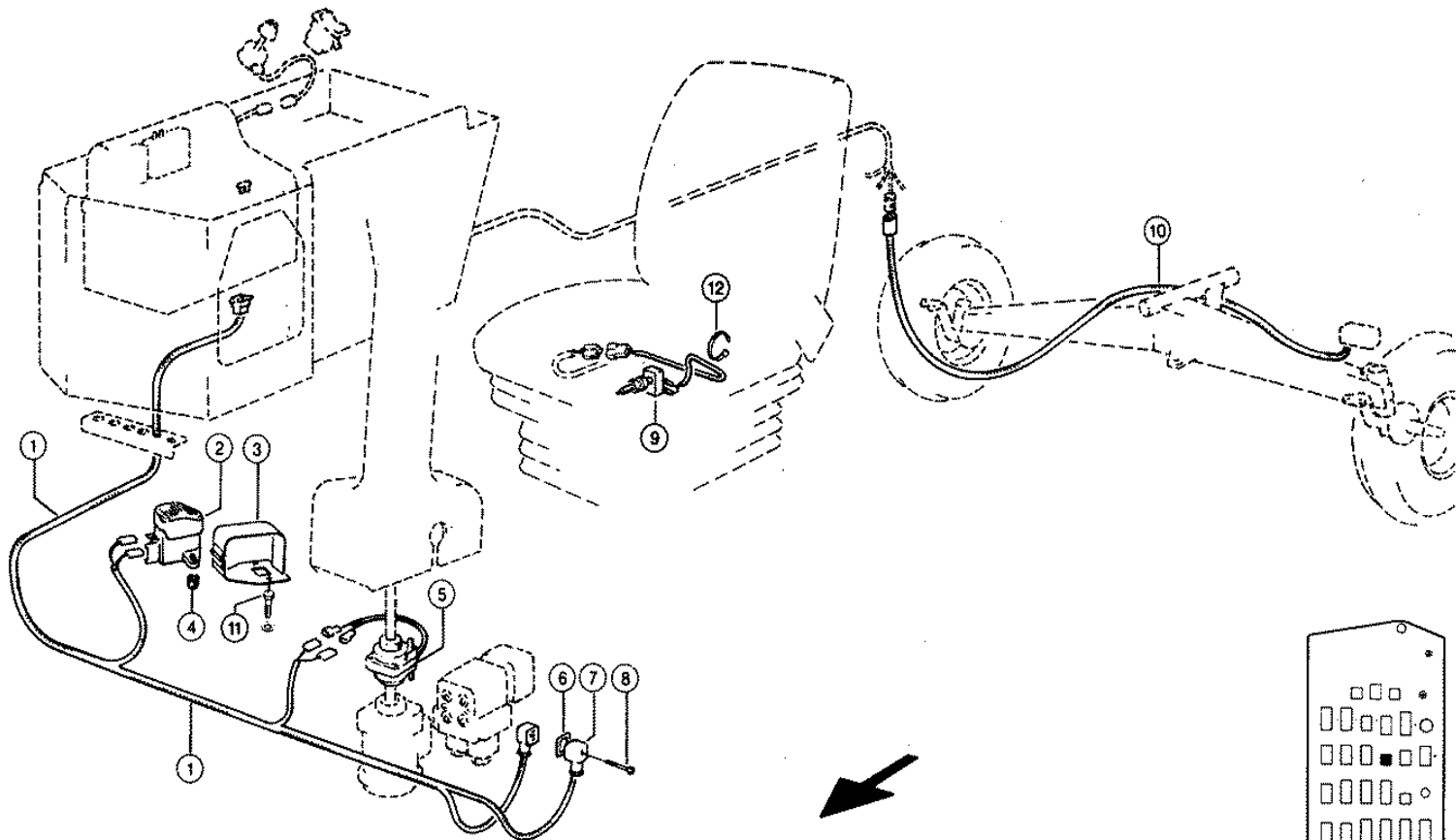
| Pos. | Part-No. | Description | DIN | Dimension | Qty. | Remark |
|------|---------------|----------------|---------|-----------------|------|--------|
| 1 | 000 662 373 0 | Support | | 1,5x116,8x201,8 | 1 | |
| 2 | 000 610 097 1 | Flat head bolt | | m 8x 16 | 4 | |
| 2 | 000 236 170 0 | Hexagonal nut | Iso4032 | M8 | 4 | |
| 2 | 000 239 387 0 | Contact washer | | A 8 | 4 | |
| 3 | 000 012 261 0 | Bearing cover | | | 2 | |
| 4 | 000 604 165 0 | Seal ring | | D100xd132 | 2 | |
| 5 | 000 604 156 0 | Diaphragm cpl. | | | 2 | |
| 6 | 000 636 792 1 | Flat head bolt | | m 6x 16 | 6 | |
| 6 | 000 236 169 0 | Hexagonal nut | Iso4032 | M6 | 6 | |
| 6 | 000 239 386 0 | Contact washer | | A 6 | 6 | |
| 7 | 000 012 264 0 | Wiring loom | | | 1 | |
| 8 | 000 755 648 0 | Cable ring | | A 8x11x1 | 1 | |
| 9 | 000 215 403 0 | Pipe clamp | Din3016 | A1-12x20-8,4 | 11 | |
| 10 | 000 604 164 0 | Micro switch | | | 2 | |
| 11 | 000 012 003 0 | Wiring loom | | Kt-Beleuchtung | 1 | |
| 12 | 000 610 098 1 | Flat head bolt | | m 8x 20 | 1 | |
| 12 | 000 236 170 0 | Hexagonal nut | Iso4032 | M8 | 1 | |
| 12 | 000 239 387 0 | Contact washer | | A 8 | 1 | |
| 13 | 000 609 147 0 | Support | | 3x20x70 | 1 | |
| 14 | 000 010 910 0 | Work light | | | 1 | |
| 15 | 000 233 546 0 | Lamp | D72601 | 12v 21w Ba 15 S | 1 | |
| 16 | 000 236 170 0 | Hexagonal nut | Iso4032 | M8 | 1 | |
| 16 | 000 239 387 0 | Contact washer | | A 8 | 1 | |
| 17 | 000 755 646 0 | Cable band | | Min. 3,5x142 | 2 | |
| - | 000 515 386 1 | Sticker | | Glühlampe | 1 | Lamp |



Characteristic: **CLAAS - AUTOPILOT**

Illustration: **037A**

| Pos. | Part-No. | Description | DIN | Dimension | Qty. | Remark |
|------|---------------|-----------------|----------|-----------------|------|--------|
| 1 | 000 010 716 0 | Potentiometer | | 1 K-Ohm | 1 | |
| 2 | 000 050 545 0 | Washer | | D10xd24x5 | 1 | |
| 3 | 000 514 392 2 | Sticker | | Lenkautomat | 1 | |
| 4 | 000 050 544 0 | Arrow | | | 1 | |
| 5 | 000 050 542 0 | Button | | | 1 | |
| 6 | 000 050 543 0 | Cover | | | 1 | |
| 7 | 000 010 037 0 | Switch insert | | Lenkautomat | 1 | |
| 8 | 000 071 457 0 | Rocker switch | | | 1 | |
| 9 | 000 010 125 0 | Wire | | Mittenverstell. | 1 | |
| 10 | 000 010 064 8 | Plug-in module | | Lenkautomat | 1 | |
| 11 | 000 010 061 0 | Bracket | | | 1 | |
| 12 | 000 211 755 0 | Flat fuse | Din72583 | 3,5 | 1 | |
| 15 | 000 050 644 0 | Hood | | | 1 | |
| 16 | 000 235 131 1 | Spring washer | | 6 | 4 | |
| 17 | 000 237 877 0 | Hexagonal screw | Iso4017 | m 6x10 | 4 | |
| 18 | 000 238 240 0 | Angular joint | D71802 | Cs10 | 2 | |
| 19 | 000 236 169 0 | Hexagonal nut | Iso4032 | M6 | 2 | |
| 20 | 000 238 937 0 | Threaded bolt | Din976 | m 6x 40-B | 1 | |
| 21 | 000 078 328 0 | Strip | | 25x5x100 | 1 | |
| 22 | 000 236 169 0 | Hexagonal nut | Iso4032 | M6 | 2 | |
| 22 | 000 239 386 0 | Contact washer | | A 6 | 2 | |
| 23 | 000 235 631 0 | Tensioning pin | Iso8752 | 4 X 16 | 2 | |
| 24 | 000 013 226 0 | Cover disk | | | 1 | |
| 25 | 000 236 551 1 | Threaded pin | Iso4029 | m 6x 6 | 2 | |
| 26 | 000 050 526 1 | Potentiometer | | | 1 | |
| 27 | 000 050 641 1 | Plate | | 40x10x110 | 1 | |
| 28 | 000 050 673 1 | Coupler plug | | 3-Polig | 1 | |
| 29 | 000 010 127 1 | Wire | | Radw.-Geber | 1 | |
| 30 | 000 712 388 0 | Cable ring | | B12x21x2 | 1 | |
| 31 | 000 237 341 0 | Hexagonal screw | Iso4014 | m 8x45 | 2 | |
| 32 | 000 235 132 1 | Spring washer | | 8 | 4 | |
| 33 | 000 236 912 2 | Washer | Din125 | 8,4 | 2 | |
| 34 | 000 012 577 0 | Spacer piece | | 40x15x21 | 1 | |
| 35 | 000 012 578 0 | Support | | | 1 | |
| 36 | 000 236 551 1 | Threaded pin | Iso4029 | m 6x 6 | 1 | |
| 37 | 000 050 757 0 | Lever | | 12x10x78 | 1 | |
| 38 | 000 236 200 0 | Hexagonal screw | Iso4017 | M08x20 | 2 | |

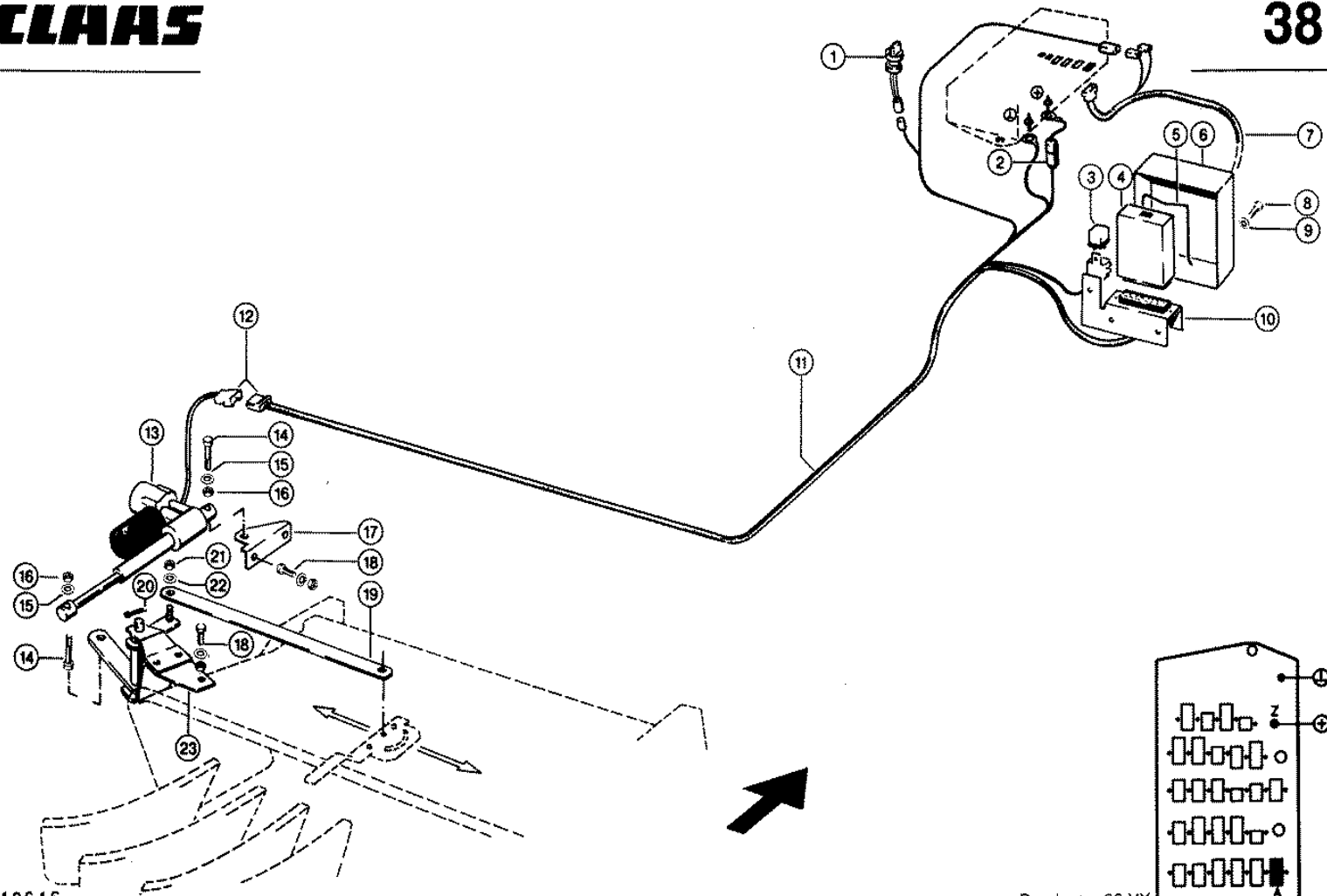


R

Characteristic: **CLAAS-AUTOPILOT, WIRING DIAGRAM**

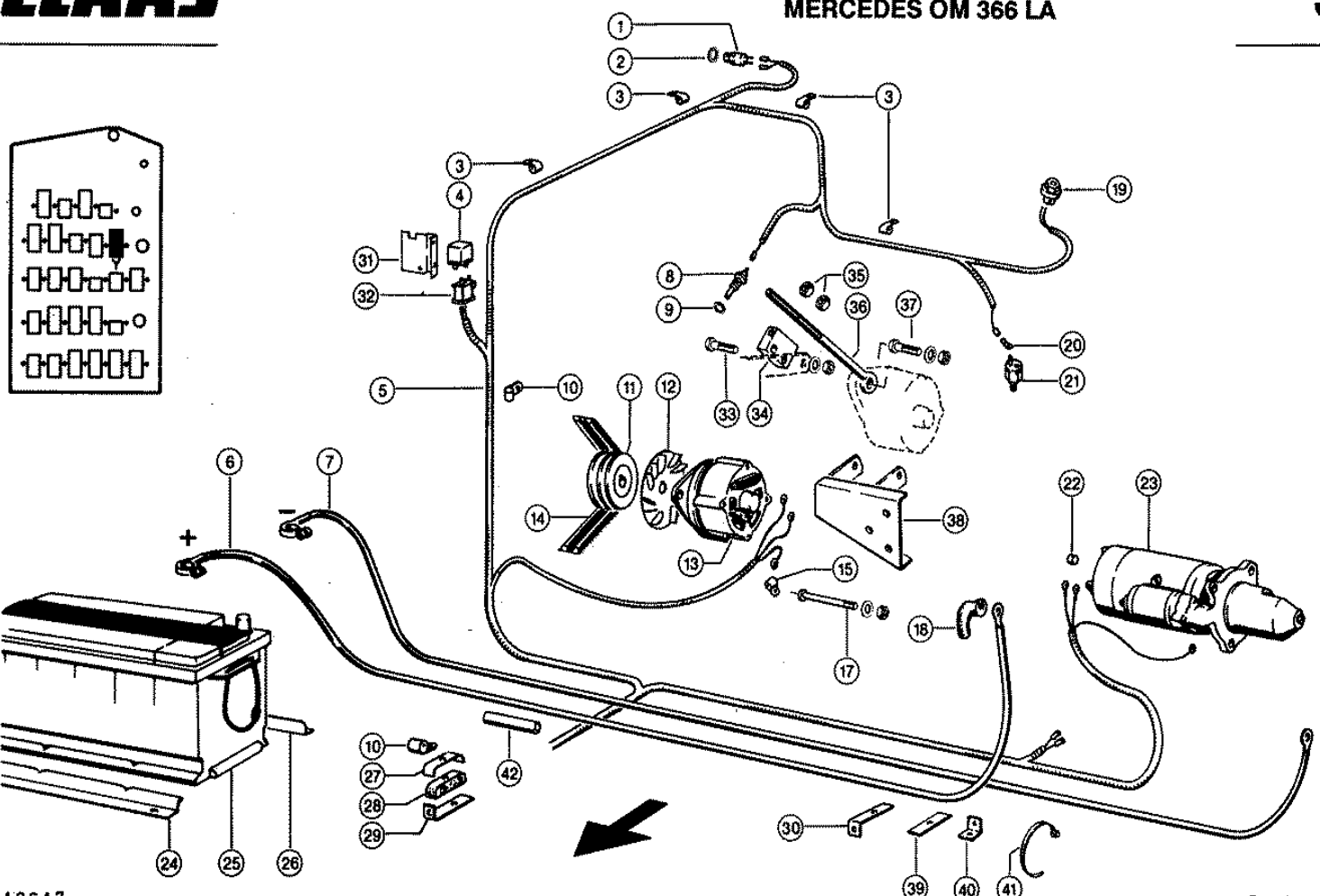

Illustration: **037B**

| Pos. | Part-No. | Description | DIN | Dimension | Qty. | Remark |
|------|---------------|-------------------|---------|--------------|------|--------|
| 1 | 000 010 124 1 | Wiring loom | | Autopilot | 1 | |
| 2 | 000 050 550 2 | Foot switch | | | 1 | |
| 3 | 000 050 551 0 | Guard rail | | | 1 | |
| - | 000 514 412 1 | Sticker | | Lenkautomat | 1 | |
| 4 | 000 013 211 0 | Spacer tube | | D15x3 22lang | 2 | |
| 5 | 000 050 625 1 | Advising instrum. | | | 1 | |
| 6 | 000 177 460 1 | Square sect.seal | | | 2 | |
| 7 | 000 628 199 0 | Utensil plug | | | 2 | |
| - | 000 050 724 0 | Diode | | 1n 4003 | 2 | |
| 8 | 000 211 494 0 | Socket head screw | D84 | m 3x35 | 2 | |
| 9 | 000 076 711 1 | Contact switch | | | 1 | |
| 11 | 000 235 508 0 | Hexagonal screw | Iso4014 | m 6x45 | 2 | |
| 11 | 000 236 911 2 | Washer | D125 | 6,4 | 2 | |
| 12 | 000 237 871 0 | Cable band | | Min. 4,7x188 | 2 | |
| 12 | 000 697 798 0 | Cable band | | Min. 7,6x282 | 1 | |



Characteristic: **ELECTRIC DEFLECTOR ADJUSTMENT**Illustration: **038**

| Pos. | Part-No. | Description | DIN | Dimension | Qty. | Remark |
|------|---------------|-------------------|---------|-----------------|------|---------------------------|
| 1 | 000 010 126 2 | Centralizer | | | 1 | see illustration plate 29 |
| 2 | 000 744 072 0 | Fuse holder | | 8 A | 1 | |
| 3 | 000 010 656 0 | Relay | | 40a/60a 12v | 1 | |
| 4 | 000 010 680 2 | Plug-in module | | Linearsteuerung | 1 | |
| 5 | 000 010 061 0 | Bracket | | | 1 | |
| 6 | 000 010 685 0 | Hood | | 1,5x293x308 | 1 | |
| 7 | 000 010 902 1 | Wiring loom | | Armaturendeckel | 1 | |
| 8 | 000 237 465 0 | Hexagonal screw | Iso4017 | M06x16 | 2 | |
| 9 | 000 239 392 0 | Contact washer | | B 6 | 2 | |
| 10 | 000 010 684 1 | Angle | | | 1 | |
| 11 | 000 011 547 1 | Wiring loom | | Streublechverst | 1 | |
| 12 | 000 178 770 0 | Plug-in sleeve | | 6,3 8-Polig | 1 | |
| 12 | 000 178 771 0 | Flat plug housing | | 6,3 8-Polig | 1 | |
| 13 | 000 010 689 0 | Electric motor | | 3000n 100hub | 1 | |
| 14 | 000 237 945 1 | Pin | D1445 | 12g6 X 30x 50 | 2 | |
| 15 | 000 239 388 0 | Contact washer | | A10 | 2 | |
| 16 | 000 236 171 0 | Hexagonal nut | Iso4032 | M10 | 2 | |
| 17 | 000 064 894 0 | Angle | | 4x90x93,5 | 1 | |
| 18 | 000 236 200 0 | Hexagonal screw | Iso4017 | M08x20 | 5 | |
| 18 | 000 236 170 0 | Hexagonal nut | Iso4032 | M8 | 5 | |
| 18 | 000 239 387 0 | Contact washer | | A 8 | 5 | |
| 19 | 000 064 897 2 | Thrust rod | | D21,3x2,65x859 | 1 | 859 mm long |
| 20 | 000 235 089 0 | Split pin | I1234 | 4 X 22 | 1 | |
| 21 | 000 236 171 0 | Hexagonal nut | Iso4032 | M10 | 1 | |
| 22 | 000 239 388 0 | Contact washer | | A10 | 1 | |
| 23 | 000 064 884 1 | Reversing lever | | | 1 | |



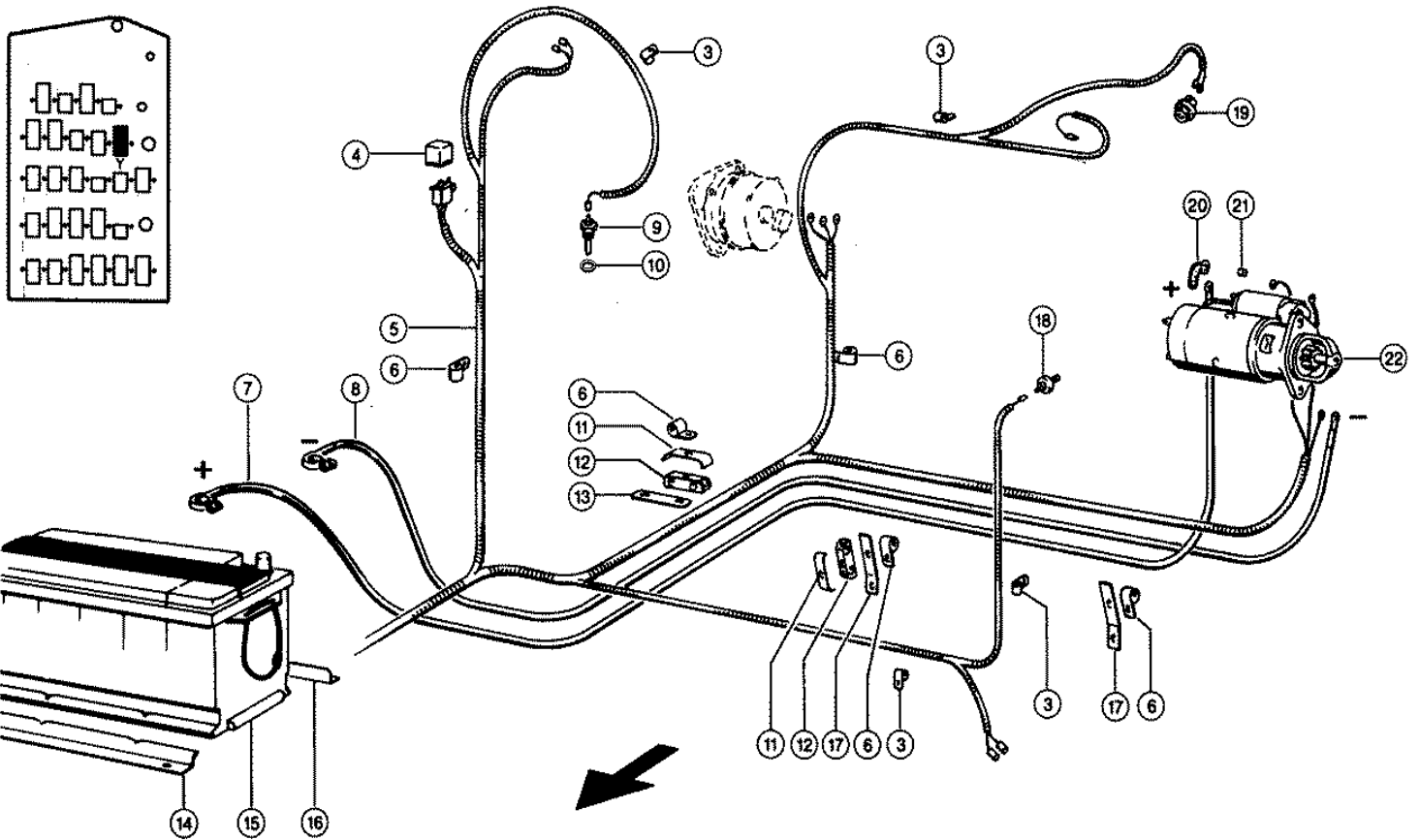
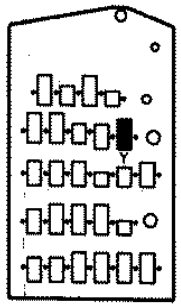
CLAAS SPARE PARTS LIST

05.09.2008
Sheet 1
DOMINATOR 98 VX

Characteristic: **MERCEDES OM 366 LA; ENGINE ELECTRICS**

Illustration: **039**

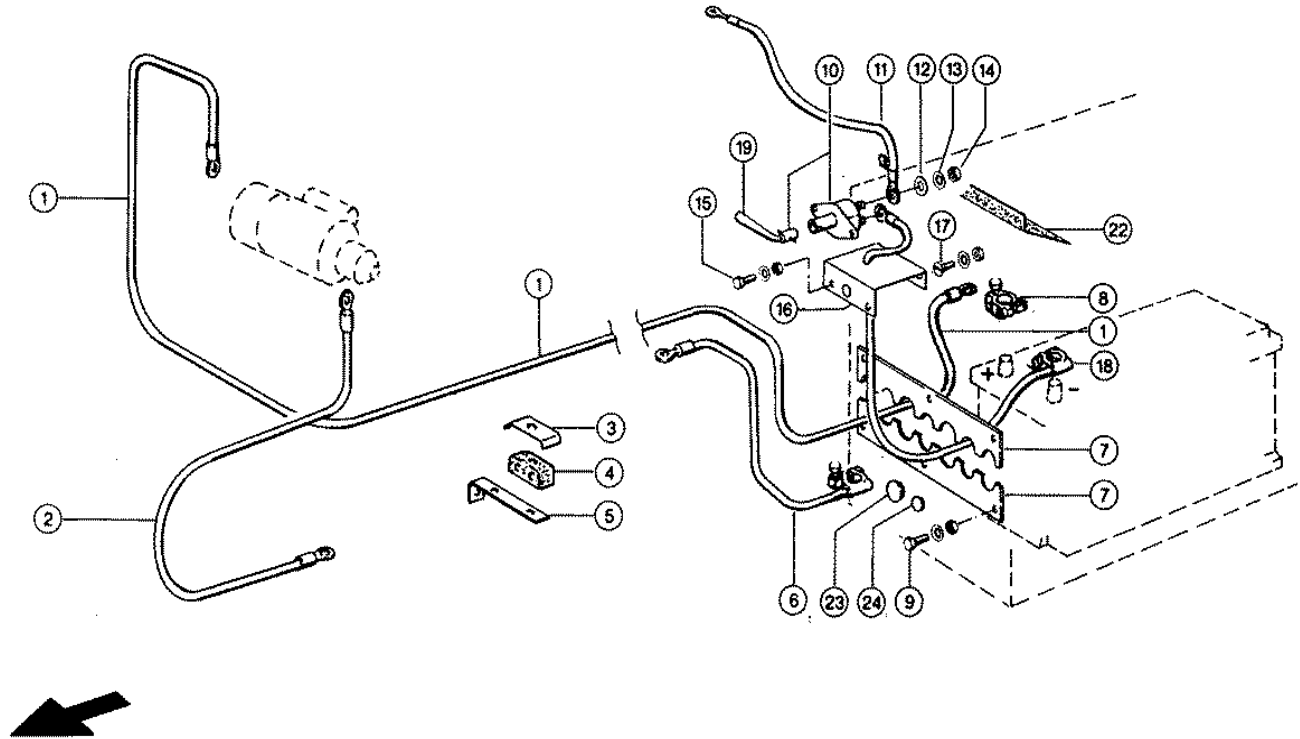
| Pos. | Part-No. | Description | DIN | Dimension | Qty. | Remark |
|------|---------------|------------------|---------|---------------|------|----------------------|
| 1 | 000 237 085 0 | Screw plug | Din7604 | A-M18x1,5 | 1 | |
| 2 | 000 238 147 0 | Seal ring | Din7603 | A18x22x1,5 | 1 | |
| 3 | 000 215 403 0 | Pipe clamp | Din3016 | A1-12x20-8,4 | 6 | |
| 4 | 000 010 730 0 | Starting relay | | S | 1 | |
| 5 | 000 012 847 0 | Wiring loom | | Om 366la | 1 | |
| 6 | 000 010 825 0 | Battery cable + | | 95qmm 4100lg | 1 | |
| 7 | 000 010 829 0 | Battery cable - | | 95qmm 1350lg | 1 | |
| 8 | 000 657 568 0 | Temperat.feeler | | | 1 | |
| 9 | 000 633 114 1 | Seal ring | D7603 | D14 X20 | 1 | |
| 10 | 000 215 405 0 | Pipe clamp | Din3016 | A1-20x20 | 6 | |
| 10 | 000 239 498 0 | Pipe clamp | Din3016 | A1-25x20 | N.B | |
| 10 | 000 215 404 0 | Pipe clamp | Din3016 | A1-16x20 | N.B | |
| 11 | 000 685 694 0 | V-belt pulley | | D99x36,4 | 1 | |
| 12 | 000 685 691 0 | Fan disc | | | 1 | |
| 13 | 000 685 690 1 | Alternator | | N1-14v-90a22 | 1 | Bosch-No. 0120469526 |
| 14 | 000 133 635 1 | V-belt set | | | 2 | Merc.-No. 0059977092 |
| 15 | 000 215 404 0 | Pipe clamp | Din3016 | A1-16x20 | 1 | |
| 17 | 000 090 028 0 | Hexagonal screw | Iso4014 | M10x110 | 1 | |
| 17 | 000 236 171 0 | Hexagonal nut | Iso4032 | M10 | 1 | |
| 17 | 000 239 388 0 | Contact washer | | A10 | 1 | |
| 18 | 000 755 522 0 | Rubber cap | | 25/18 | 1 | |
| 19 | 000 673 868 1 | Maintnace switch | | | 1 | |
| 20 | 000 744 037 0 | Flat plug | | 6,3-0,8 / M4 | 1 | |
| 21 | 000 133 320 0 | Oil press.switch | | | 1 | Merc.-No. 0001533232 |
| 22 | 000 659 020 0 | Guard cap | | D 7,5 | 1 | |
| 23 | 000 685 381 0 | Starter | | If 12v 2,5ps | 1 | Bosch-No. 0001362051 |
| 24 | 000 601 468 0 | Battery holder | | 2x37x290 | 1 | |
| 25 | 000 624 844 0 | Battery | | 12v/110ah | 1 | |
| 26 | 000 601 469 0 | Battery holder | | 2x37x300 | 1 | |
| 27 | 000 689 237 0 | Attaching Clamp | | 2x25x25x3 | 10 | |
| 28 | 000 607 178 0 | Rubber bearing | | 18/18 | 10 | |
| 29 | 000 809 852 1 | Support | | 30x5x129 | 1 | |
| 30 | 000 713 845 1 | Support angle | | 25x5x130 | 1 | |
| 31 | 000 010 373 2 | Relay holder | | 2x108x100 | 1 | |
| 32 | 000 211 796 0 | Relay socket | | | 1 | |
| 32 | 000 211 795 0 | Locking | | | 1 | |
| 33 | 000 237 340 0 | Hexagonal screw | Iso4014 | M08x40 | 1 | |
| 33 | 000 236 170 0 | Hexagonal nut | Iso4032 | M8 | 1 | |
| 33 | 000 239 387 0 | Contact washer | | A 8 | 1 | |
| 34 | 000 609 370 1 | Tightening piece | | 42x42x22 | 1 | |
| 35 | 000 236 172 0 | Hexagonal nut | Iso4032 | M12 | 2 | |
| 36 | 000 215 099 1 | Eye bolt | Din444 | Am12x280x200 | 1 | |
| 37 | 000 237 875 0 | Hexagonal screw | Iso4017 | M12x45 | 1 | |
| 37 | 000 236 172 0 | Hexagonal nut | Iso4032 | M12 | 1 | |
| 37 | 000 239 389 0 | Contact washer | | A12 | 1 | |
| 38 | 000 657 215 0 | Support | | | 1 | |
| 39 | 000 670 437 0 | Flange | | 30x5x100 | 2 | |
| 40 | 000 659 359 1 | Screw-on angle | | 20x3x79 | 3 | |
| 41 | 000 755 646 0 | Cable band | | Min. 3,5x142 | 7 | |
| 42 | 000 410 322 0 | Pvc-hose | | 25x35 0 Einla | 1 | |



Characteristic: **PERKINS 1006-60 TW; ENGINE ELECTRICS**

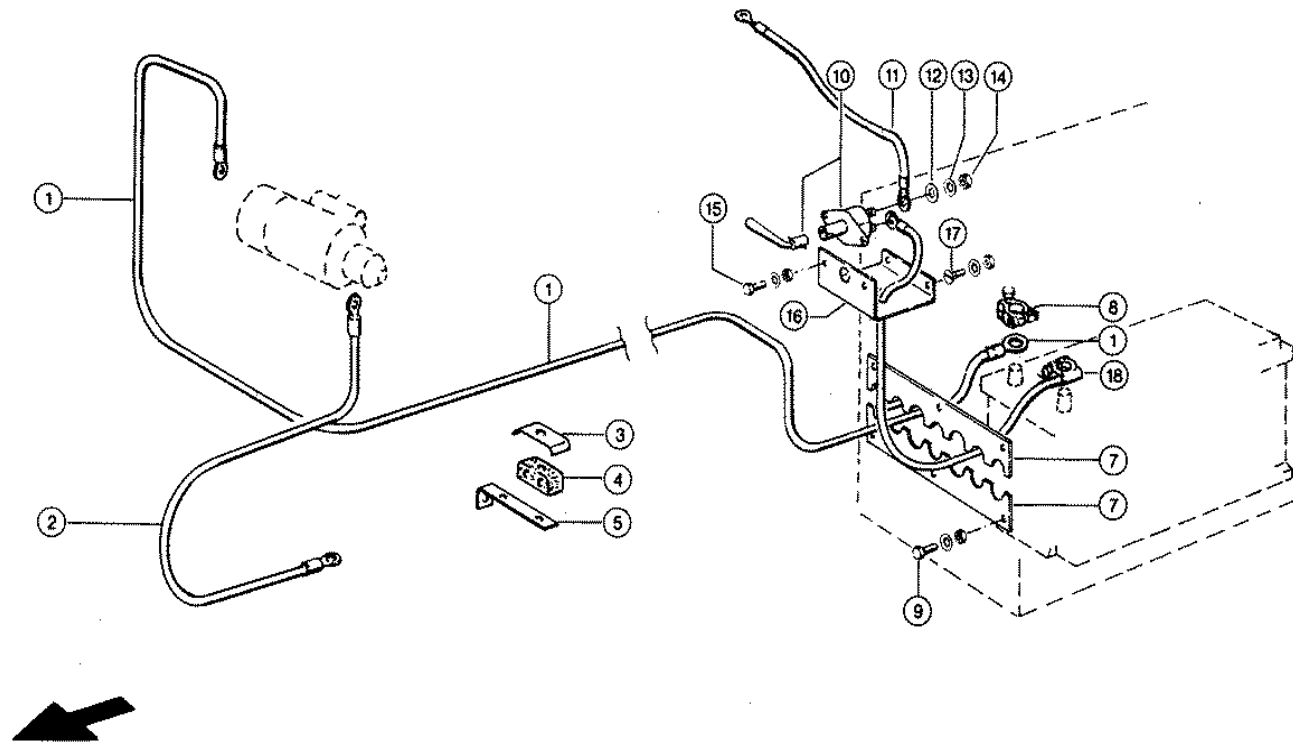
Illustration: **040**

| Pos. | Part-No. | Description | DIN | Dimension | Qty. | Remark |
|------|---------------|-------------------|---------|--------------|------|--------|
| 3 | 000 215 403 0 | Pipe clamp | Din3016 | A1-12x20-8,4 | 9 | |
| 4 | 000 010 730 0 | Starting relay | | S | 1 | |
| 5 | 000 012 848 0 | Wiring loom | | 1006.60tw | 1 | |
| 6 | 000 215 405 0 | Pipe clamp | Din3016 | A1-20x20 | 6 | |
| 7 | 000 010 825 0 | Battery cable + | | 95qmm 4100lg | 1 | |
| 8 | 000 010 829 0 | Battery cable - | | 95qmm 1350lg | 1 | |
| 9 | 000 657 569 0 | Temperat.feeler | | | 1 | |
| 10 | 000 235 786 0 | Seal ring | D7603 | A16 X22 | 1 | |
| 11 | 000 689 237 0 | Attaching Clamp | | 2x25x25x3 | 2 | |
| 12 | 000 607 178 0 | Rubber bearing | | 18/18 | 2 | |
| 13 | 000 781 138 1 | Support | | 3x25x120 | 1 | |
| 14 | 000 601 468 0 | Battery holder | | 2x37x290 | 1 | |
| 15 | 000 624 844 0 | Battery | | 12v/110ah | 1 | |
| 16 | 000 601 469 0 | Battery holder | | 2x37x300 | 1 | |
| 17 | 000 726 276 0 | Support | | 25x4x149 | 2 | |
| 18 | 000 147 230 0 | Oil press.switch | D | 2848 063 | 1 | |
| 19 | 000 673 868 1 | Maintnance switch | | | 1 | |
| 20 | 000 755 522 0 | Rubber cap | | 25/18 | 1 | |
| 21 | 000 659 020 0 | Guard cap | | D 7,5 | 1 | |
| 22 | 000 657 066 0 | Starter | | If-12v 3kw | 1 | |



Characteristic: **MERCEDES OM 366 LA; ELECTRICS**Illustration: **041**


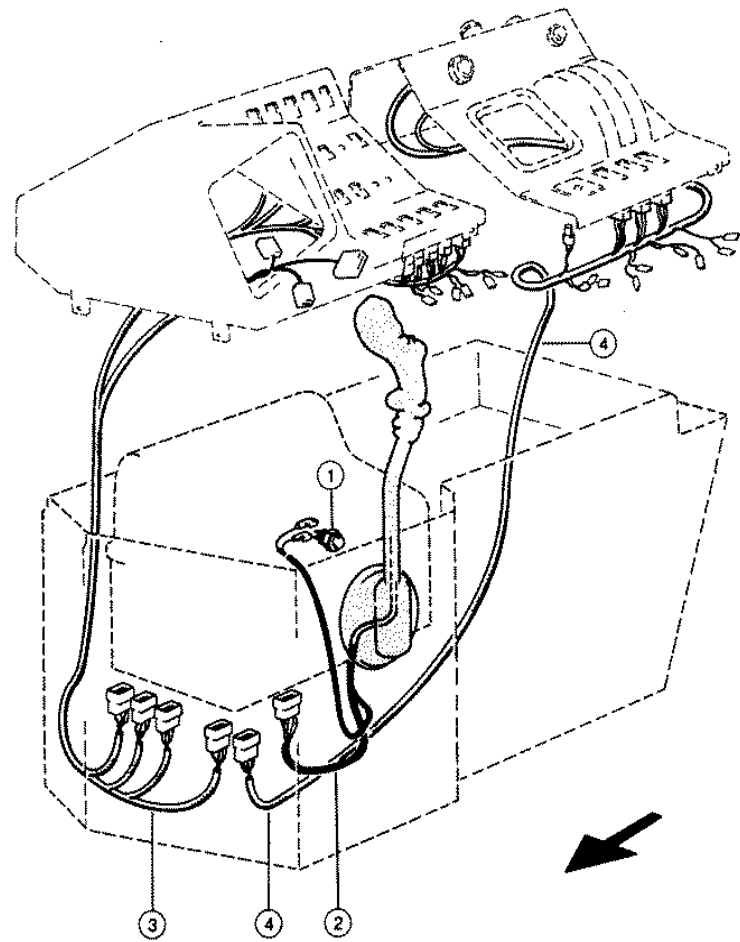
| Pos. | Part-No. | Description | DIN | Dimension | Qty. | Remark |
|------|---------------|------------------|---------|--------------|------|---|
| 1 | 000 010 825 0 | Battery cable + | | 95qmm 4100lg | 1 | |
| 2 | 000 010 829 0 | Battery cable - | | 95qmm 1350lg | 1 | |
| 3 | 000 683 661 0 | Attaching Clamp | | 2x24x25x3 | 10 | |
| 4 | 000 697 812 0 | Rubber bearing | | 22/22 | 10 | |
| 5 | 000 073 012 1 | Angle | | 30x5x160 | 7 | |
| 6 | 000 010 828 0 | Battery cable - | | 95qmm 900lg | 1 | not included in version - tying with cutter switch |
| 7 | 000 071 873 2 | Clamp strip | | 45x10x290 | 2 | |
| 8 | 000 010 831 0 | Battery terminal | | | 1 | |
| 9 | 000 237 442 0 | Hexagonal screw | Iso4017 | M08x25 | 6 | |
| 9 | 000 236 170 0 | Hexagonal nut | Iso4032 | M8 | 6 | |
| 9 | 000 239 387 0 | Contact washer | | A 8 | 6 | |
| 10 | 000 570 984 0 | Disconn.switch | | | 1 | with actuator key |
| 11 | 000 010 827 0 | Battery cable | | 70qmm 380lg | 1 | |
| 12 | 000 236 913 2 | Washer | Din125 | 10,50 | 2 | |
| 13 | 000 239 388 0 | Contact washer | | A10 | 2 | |
| 14 | 000 236 171 0 | Hexagonal nut | Iso4032 | M10 | 2 | |
| 15 | 000 237 465 0 | Hexagonal screw | Iso4017 | M06x16 | 2 | |
| 15 | 000 236 169 0 | Hexagonal nut | Iso4032 | M6 | 2 | |
| 15 | 000 239 386 0 | Contact washer | | A 6 | 2 | |
| 16 | 000 726 735 0 | Support | | 3x120x220 | 1 | |
| 17 | 000 610 098 1 | Flat head bolt | | m 8x 20 | 2 | |
| 17 | 000 236 170 0 | Hexagonal nut | Iso4032 | M8 | 2 | |
| 17 | 000 239 387 0 | Contact washer | | A 8 | 2 | |
| 18 | 000 012 213 0 | Battery cable | | 95qmm 500lg | 1 | |
| 19 | 000 570 985 0 | Switch key | | | 1 | |
| 22 | 000 012 572 0 | Insulation | | 3x200x290 | 1 | |
| 23 | 000 211 076 0 | Plug | | D31,8-F | 2 | |
| 24 | 000 706 130 0 | Plug | | D23,6-F | 2 | |




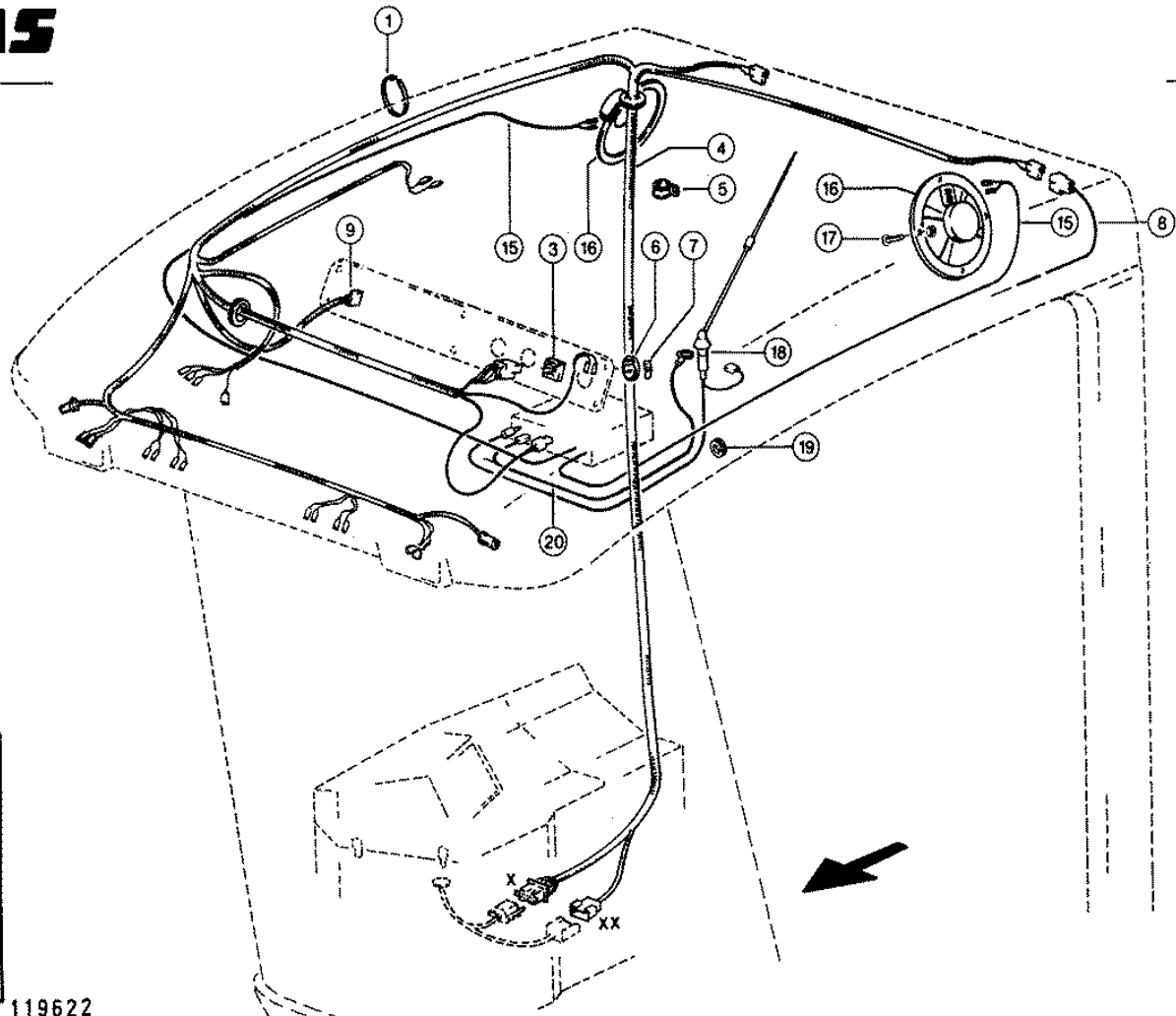
Characteristic: **PERKINS 1006-60 TW; ENGINE ELECTRICS**

Illustration: **042**

| Pos. | Part-No. | Description | DIN | Dimension | Qty. | Remark |
|------|---------------|------------------|---------|---------------|------|--------|
| 1 | 000 010 825 0 | Battery cable + | | 95qmm 4100lg | 1 | |
| 2 | 000 010 829 0 | Battery cable - | | 95qmm 1350lg | 1 | |
| 3 | 000 683 661 0 | Attaching Clamp | | 2x24x25x3 | 10 | |
| 4 | 000 697 812 0 | Rubber bearing | | 22/22 | 10 | |
| 5 | 000 073 012 1 | Angle | | 30x5x160 | 7 | |
| 7 | 000 071 873 2 | Clamp strip | | 45x10x290 | 2 | |
| 8 | 000 010 831 0 | Battery terminal | | | 1 | |
| 9 | 000 237 442 0 | Hexagonal screw | Iso4017 | M08x25 | 6 | |
| 9 | 000 236 170 0 | Hexagonal nut | Iso4032 | M8 | 6 | |
| 9 | 000 239 387 0 | Contact washer | | A 8 | 6 | |
| 10 | 000 570 984 0 | Disconn.switch | | | 1 | |
| 11 | 000 010 827 0 | Battery cable | | 70qmm 380lg | 1 | |
| 12 | 000 236 913 2 | Washer | Din125 | 10,50 | 2 | |
| 13 | 000 239 388 0 | Contact washer | | A10 | 2 | |
| 14 | 000 236 171 0 | Hexagonal nut | Iso4032 | M10 | 2 | |
| 15 | 000 237 465 0 | Hexagonal screw | Iso4017 | M06x16 | 2 | |
| 15 | 000 236 169 0 | Hexagonal nut | Iso4032 | M6 | 2 | |
| 15 | 000 215 003 0 | Contact washer | | Ers.D.2393860 | 2 | |
| 16 | 000 726 735 0 | Support | | 3x120x220 | 1 | |
| 17 | 000 610 098 1 | Flat head bolt | | m 8x 20 | 2 | |
| 17 | 000 236 170 0 | Hexagonal nut | Iso4032 | M8 | 2 | |
| 17 | 000 239 387 0 | Contact washer | | A 8 | 2 | |
| 18 | 000 012 213 0 | Battery cable | | 95qmm 500lg | 1 | |



119621

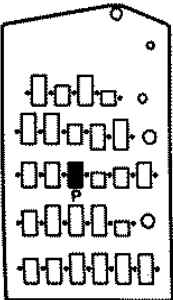
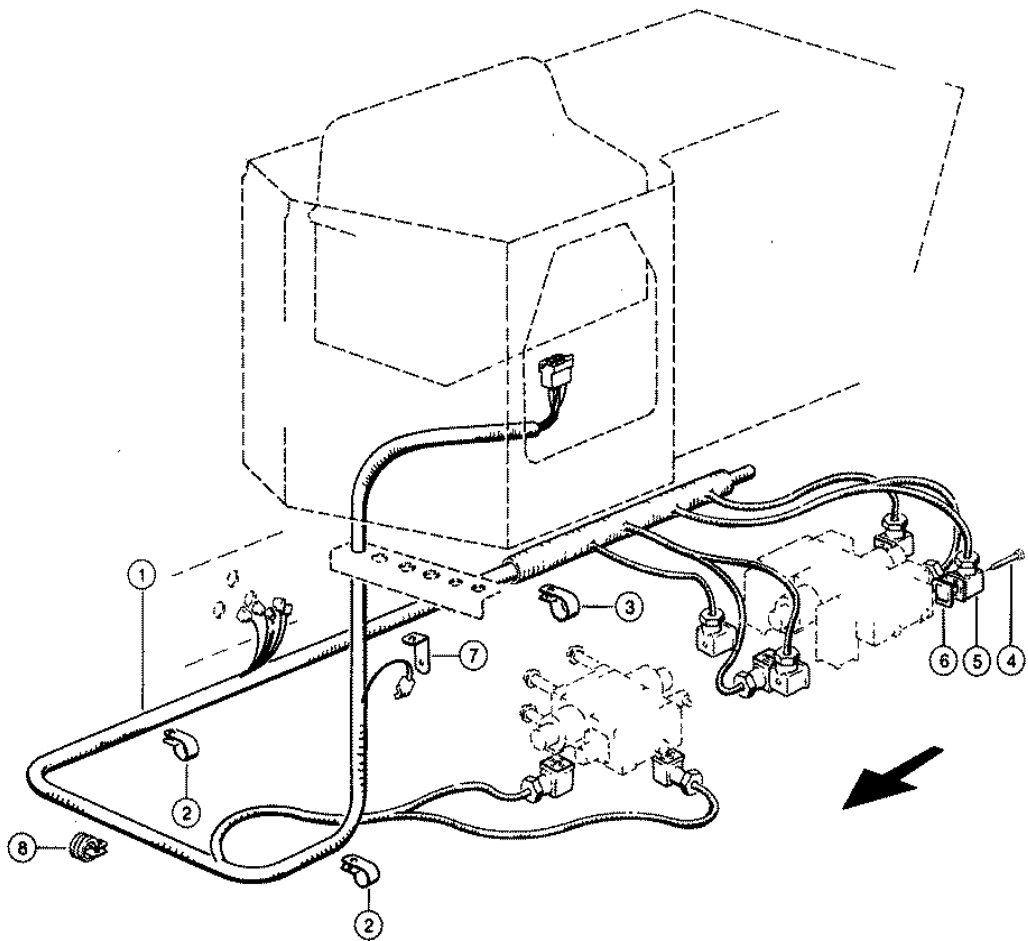


119622

Dominator 98 VX

Characteristic: **CENTRAL ELECTRICS, CAB WIRING LOOM**Illustration: **044**

| Pos. | Part-No. | Description | DIN | Dimension | Qty. | Remark |
|------|---------------|------------------|---------|-----------------|------|----------------------|
| 1 | 000 755 646 0 | Cable band | | Min. 3,5x142 | 8 | |
| 3 | 000 622 765 0 | Fan switch | | | 1 | |
| 4 | 000 012 725 0 | Wiring loom | | Kab. Typ487-490 | 1 | |
| 5 | 000 215 405 0 | Pipe clamp | Din3016 | A1-20x20 | 6 | |
| 5 | 000 215 404 0 | Pipe clamp | Din3016 | A1-16x20 | 3 | |
| 5 | 000 215 403 0 | Pipe clamp | Din3016 | A1-12x20-8,4 | 2 | |
| 6 | 000 625 920 0 | Rotary button | | D. 40 | 1 | |
| 7 | 000 625 925 0 | Supplement | | D 40 | 1 | |
| 8 | 000 012 635 0 | Connect.wire | | Rundumleuchte | 1 | at complete lighting |
| 9 | 000 213 565 0 | Female Connector | | 4-Polig m-Serie | 1 | |
| - | 000 213 517 0 | Contacts | | Typ3+m/0,75-1,5 | 3 | |
| 15 | 000 012 711 0 | Wire | | 0,75qmm 2700lg | 2 | |
| 16 | 000 012 708 1 | Loudspeaker set | | Al130 50watt | 1 | |
| 17 | 000 242 713 1 | Fill.Head Screw | D7981 | St3,9x16-C-H | 8 | |
| 17 | 000 215 738 0 | Nut | | St4,2 - 3,0-4,5 | 8 | |
| 18 | 000 012 709 0 | Wireless arial | | Kurzstabantenne | 1 | |
| 19 | 000 623 341 0 | Cable ring | | B10x14x2 | 1 | |
| 20 | 000 012 707 0 | Wire | | 1 qmm 1450lg | 1 | |



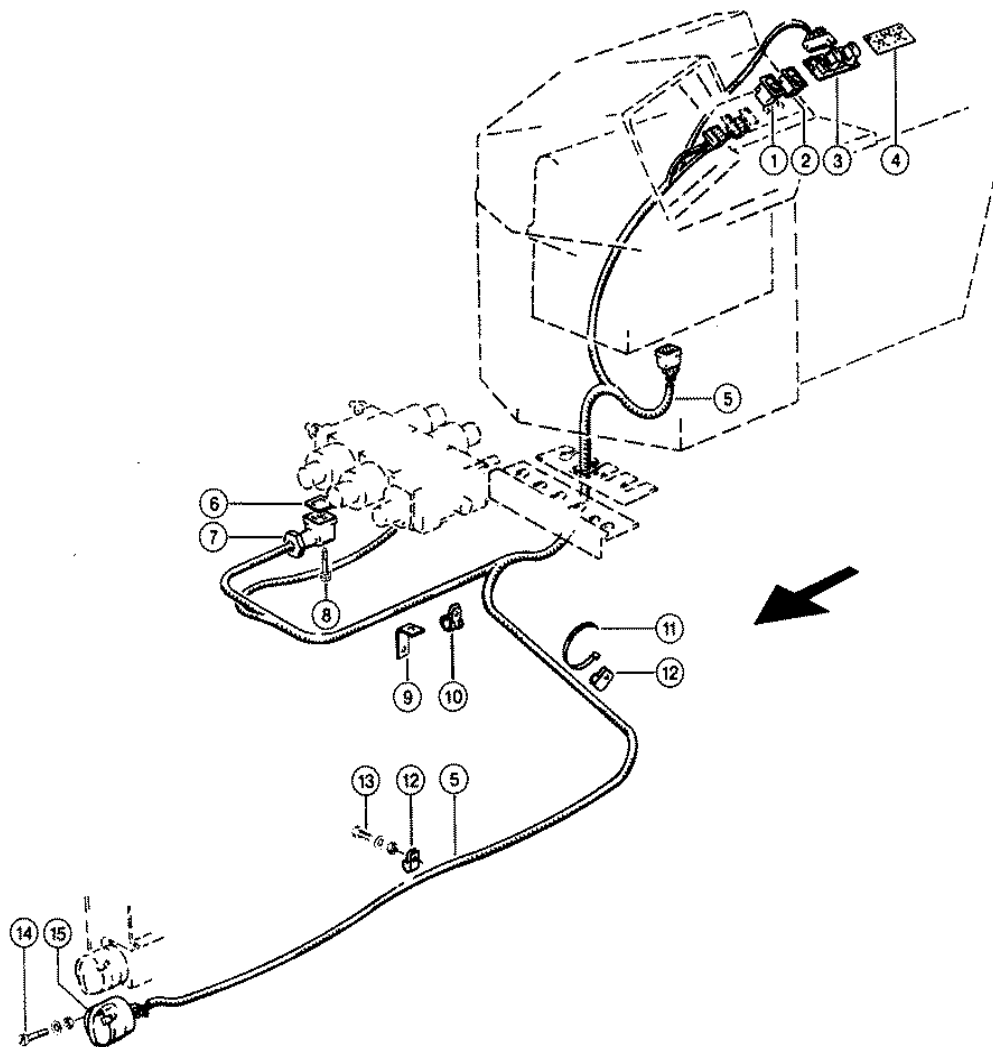
119623

Dominator 98 VX

Characteristic: **CENTRAL ELECTRICS, HYDRAULIC CONTROL**

Illustration: **045**

| Pos. | Part-No. | Description | DIN | Dimension | Qty. | Remark |
|------|---------------|-------------------|---------|--------------|------|--------|
| 1 | 000 012 632 0 | Wiring loom | | Hd-Hydraulik | 1 | |
| 2 | 000 215 405 0 | Pipe clamp | Din3016 | A1-20x20 | 5 | |
| 3 | 000 239 498 0 | Pipe clamp | Din3016 | A1-25x20 | 1 | |
| 4 | 000 211 494 0 | Socket head screw | D84 | m 3x35 | 6 | |
| 5 | 000 628 199 0 | Utensil plug | | | 6 | |
| - | 000 050 724 0 | Diode | | 1n 4003 | 6 | |
| 6 | 000 177 460 1 | Square sect.seal | | | 6 | |
| 7 | 000 659 359 1 | Screw-on angle | | 20x3x79 | 1 | |
| 8 | 000 215 083 0 | Pipe clamp | Din3016 | A1-30x25 | 1 | |

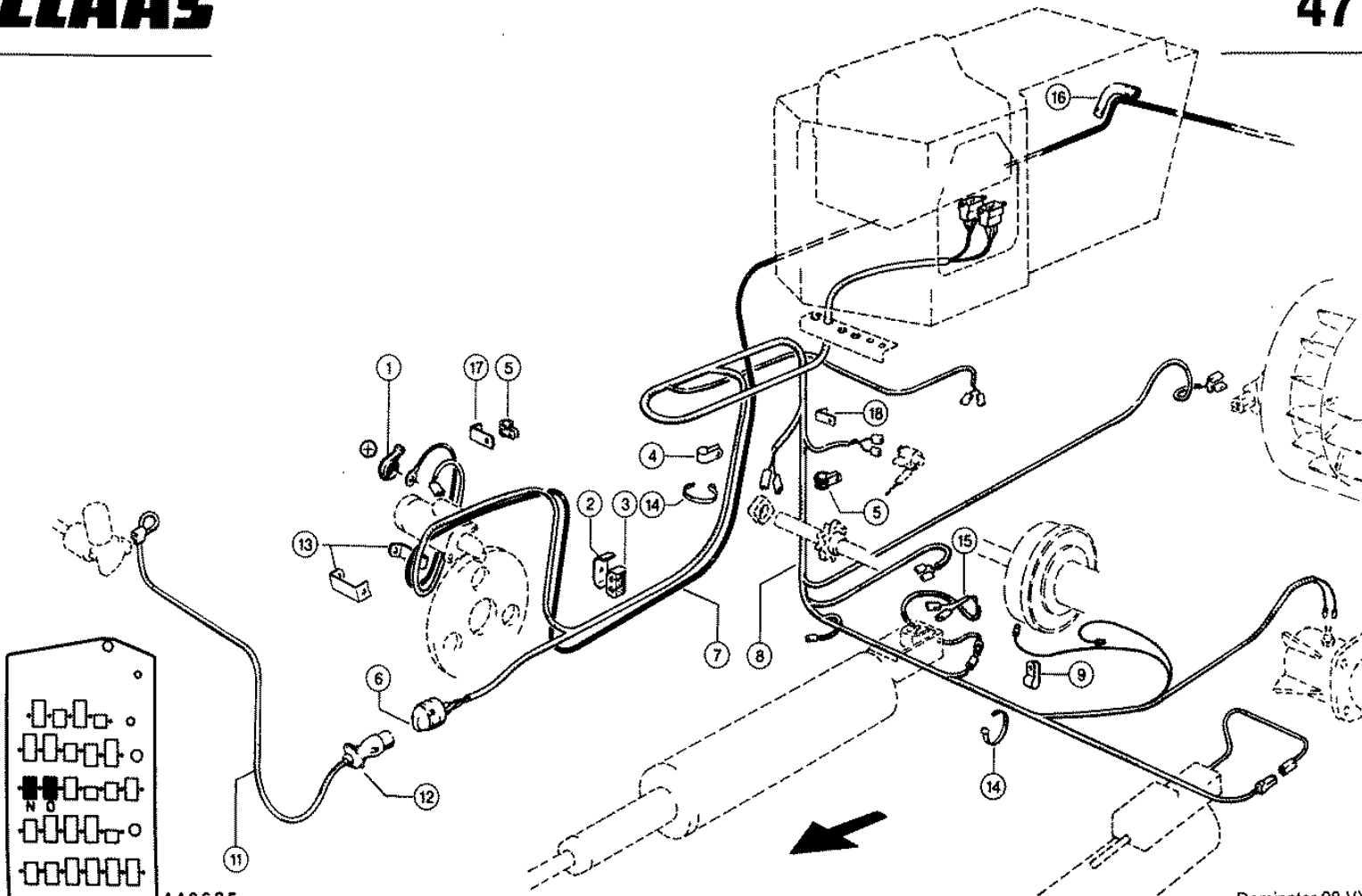


119624

Characteristic: **WIRING LOOM, CUTTING HIGH CONTROL**

Illustration: **046**

| Pos. | Part-No. | Description | DIN | Dimension | Qty. | Remark |
|------|---------------|-------------------|---------|--------------|------|--|
| 1 | 000 071 436 1 | Rocker switch | | | 1 | cutting height control |
| - | 000 010 036 1 | Switch insert | | | 1 | |
| 2 | 000 010 152 0 | Rocker switch | | | 1 | cutterbar - lateral adjustment - Claas Auto-Contour |
| - | 000 010 863 1 | Switch insert | | | 1 | |
| 3 | 000 011 004 0 | Printed circuit | | | 1 | see illustration plate 168 |
| 4 | 000 514 514 0 | Sticker | | Contour-Plus | 1 | cutting height pre-selection |
| 5 | 000 012 639 0 | Wiring loom | | Ccp Maschine | 1 | |
| 6 | 000 177 460 1 | Square sect.seal | | | 2 | |
| 7 | 000 628 199 0 | Utensil plug | | | 2 | |
| - | 000 050 724 0 | Diode | | 1n 4003 | 2 | |
| 8 | 000 211 494 0 | Socket head screw | D84 | m 3x35 | 2 | |
| 9 | 000 659 359 1 | Screw-on angle | | 20x3x79 | 1 | |
| 10 | 000 215 083 0 | Pipe clamp | Din3016 | Ø1-30x25 | 1 | |
| 11 | 000 755 646 0 | Cable band | | Min. 3,5x142 | 2 | |
| 12 | 000 215 403 0 | Pipe clamp | Din3016 | A1-12x20-8,4 | 3 | |
| 13 | 000 237 465 0 | Hexagonal screw | Iso4017 | M06x16 | 3 | |
| 13 | 000 236 169 0 | Hexagonal nut | Iso4032 | M6 | 3 | |
| 13 | 000 239 386 0 | Contact washer | | A 6 | 3 | |
| 14 | 000 242 047 0 | Socket head screw | D84 | m 5x30 | 3 | |
| 14 | 000 237 216 0 | Hexagonal nut | Iso4032 | M5 | 3 | |
| 14 | 000 236 490 1 | Spring washer | | 5 | 3 | |
| 15 | 000 658 360 1 | Socket | | | 1 | |

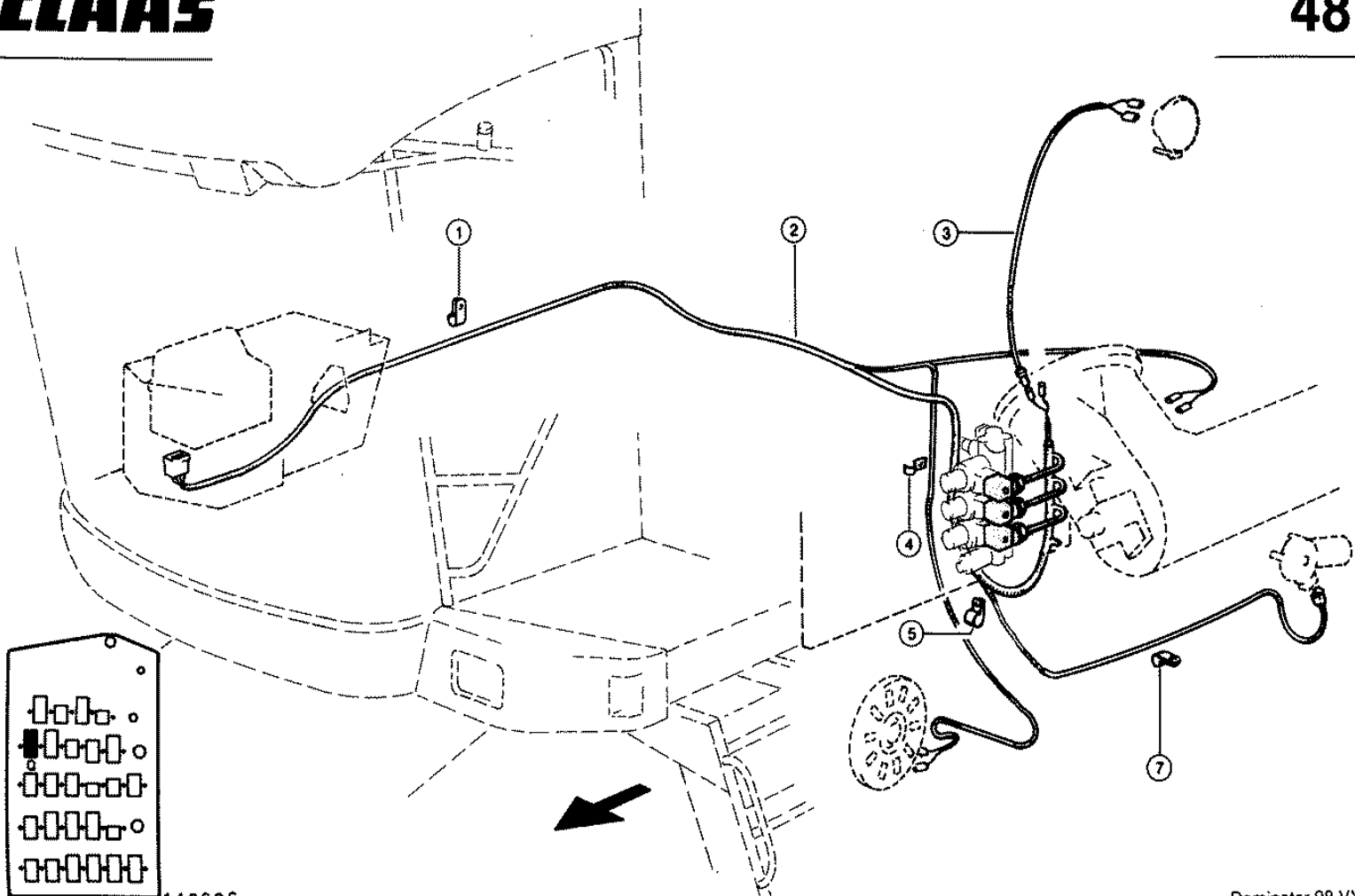


119625

Dominator 98 VX

Characteristic: **WIRING SCHEMATIC, WIRING LOOM TO FEEDER HOUSE**Illustration: **047**

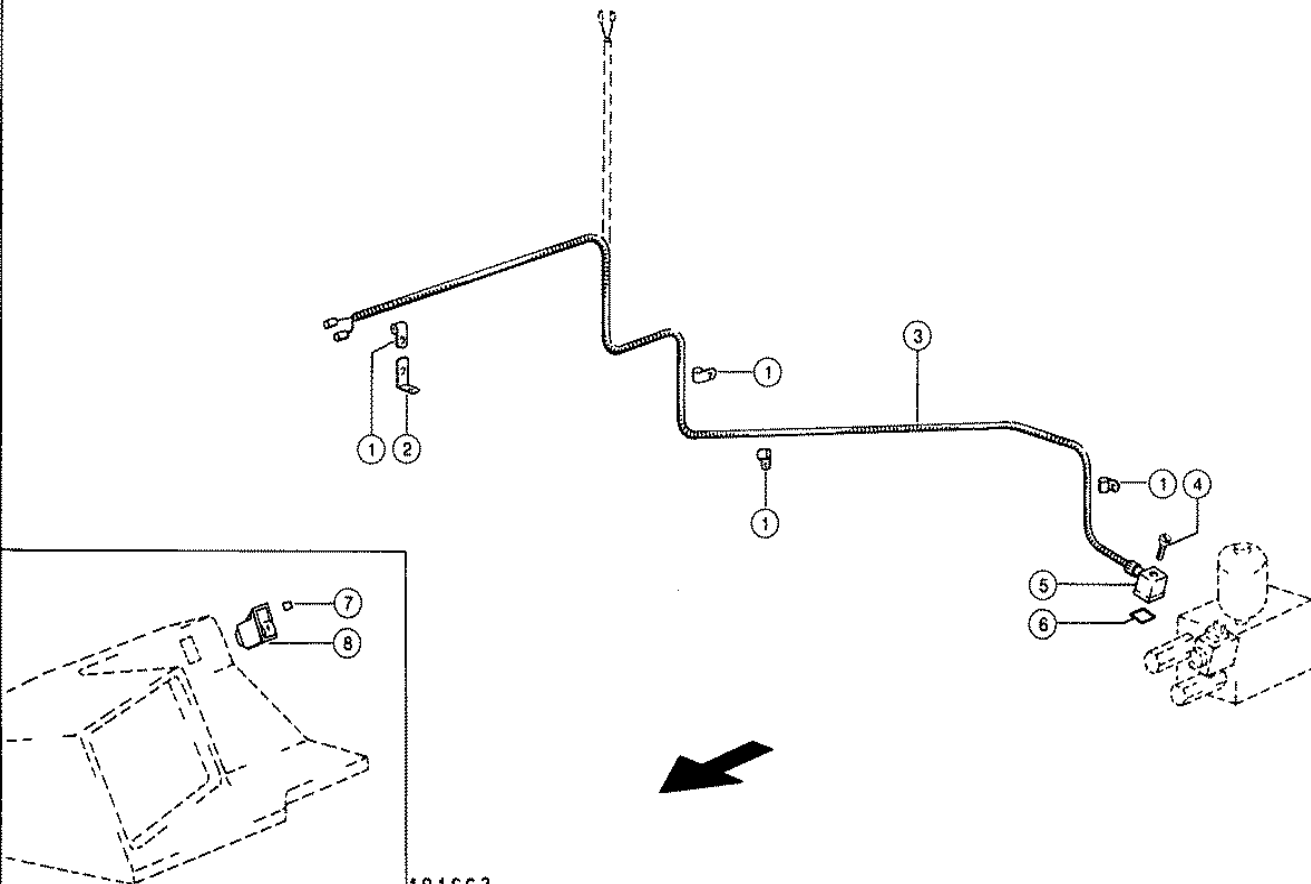
| Pos. | Part-No. | Description | DIN | Dimension | Qty. | Remark |
|------|---------------|-----------------|---------|----------------|------|---------------------------------|
| 1 | 000 755 521 0 | Rubber cap | | | 1 | |
| 2 | 000 672 209 0 | Attaching Clamp | | Bss 2x22x25x3 | 1 | |
| 2 | 000 683 661 0 | Attaching Clamp | | 2x24x25x3 | 1 | |
| 3 | 000 683 659 0 | Rubber bearing | | 15/15 | 1 | |
| 3 | 000 683 660 0 | Rubber bearing | | 22/15 | 1 | |
| 4 | 000 215 405 0 | Pipe clamp | Din3016 | A1-20x20 | 4 | |
| 4 | 000 215 404 0 | Pipe clamp | Din3016 | A1-16x20 | 5 | |
| 5 | 000 215 612 0 | Pipe clamp | Din3016 | D1-17x20 | 14 | |
| 5 | 000 215 083 0 | Pipe clamp | Din3016 | D1-30x25 | 4 | |
| 6 | 000 658 360 1 | Socket | | | 1 | for reel speed and autopilot |
| 7 | 000 010 818 0 | Battery cable + | | 70qmm 8530lg | 1 | cutterbar reversable |
| 8 | 000 012 638 0 | Wiring loom | | Kanal | 1 | connection N / O |
| 9 | 000 215 403 0 | Pipe clamp | Din3016 | A1-12x20-8,4 | 9 | |
| 11 | 000 010 204 0 | Wire | | | 1 | at 4.5 m - 5.1 m |
| 11 | 000 010 194 0 | Wire | | Haspeldr-Verst | 1 | at 6.0 m - 6.6 m |
| 11 | 000 010 189 0 | Wire | | | 1 | at 7.5 m - 9.0 m |
| 12 | 000 673 818 2 | Plug | | | 1 | |
| 13 | 000 605 717 1 | Support | | 4x30x122,5 | 2 | |
| 14 | 000 755 646 0 | Cable band | | Min. 3,5x142 | 3 | |
| 14 | 000 237 871 0 | Cable band | | Min. 4,7x188 | 7 | |
| 15 | 000 010 907 1 | Pipe | | | 1 | |
| 16 | 000 136 558 0 | Pvc-hose | | 25x35x10000 | N.B | 600 long |
| 17 | 000 713 845 1 | Support angle | | 25x5x130 | 1 | |
| 18 | 000 659 359 1 | Screw-on angle | | 20x3x79 | 1 | |



Characteristic: **WIRING SCHEMATIC, LOW PRESSURE HYDR. CONTROLS**

Illustration: **048**

| Pos. | Part-No. | Description | DIN | Dimension | Qty. | Remark |
|------|---------------|-------------|---------|-----------------|------|------------------------|
| 1 | 000 239 498 0 | Pipe clamp | Din3016 | A1-25x20 | 1 | |
| 2 | 000 012 836 0 | Wiring loom | | Nd-hydr. mondia | 1 | Nd-valvebl. connection |
| 3 | 000 012 550 0 | Wire | | Arbeitsscheinw. | 1 | optional |
| 4 | 000 659 239 0 | Cable clamp | | 65x20 | 2 | |
| 5 | 000 215 394 0 | Pipe clamp | Din3016 | A1-24x20 | 1 | |
| 7 | 000 215 403 0 | Pipe clamp | Din3016 | A1-12x20-8,4 | 8 | |



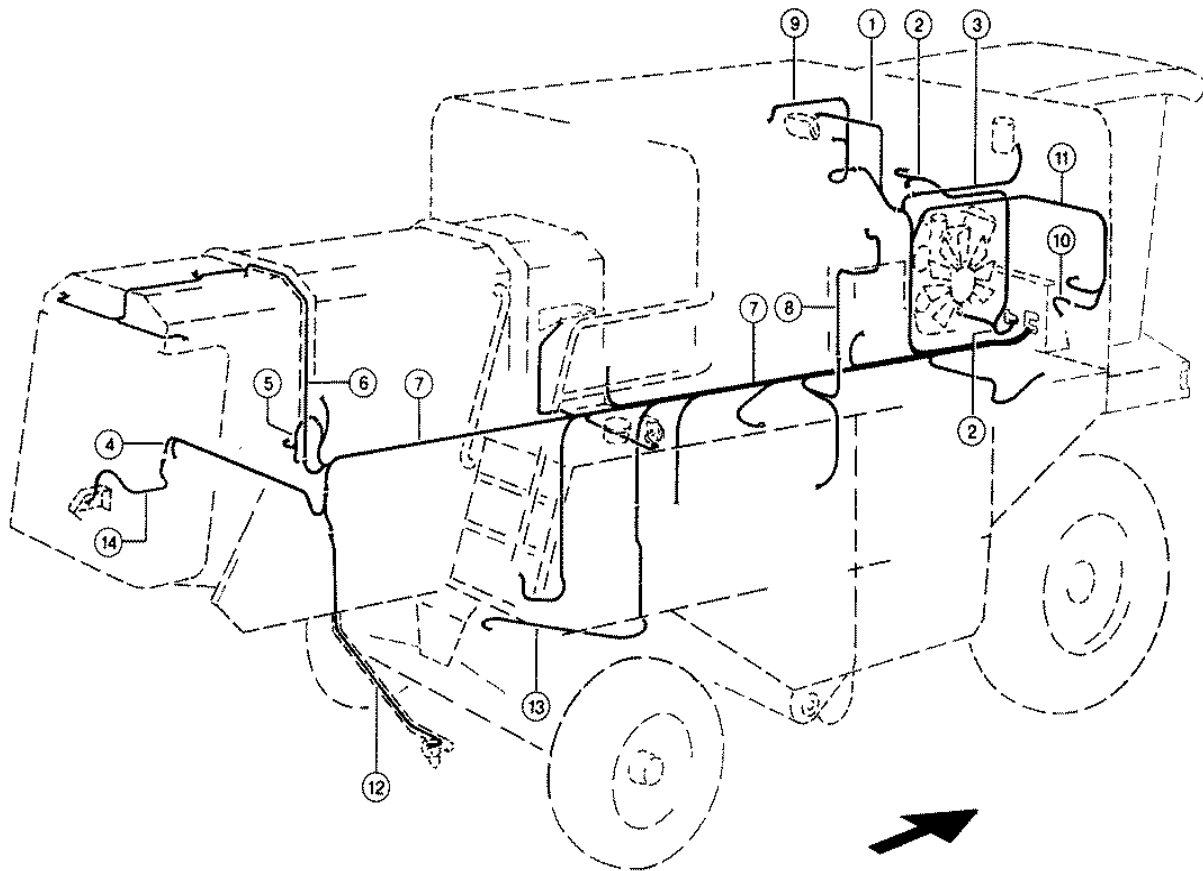
101663

Dominator 98 VX

Characteristic: **ELECTRIC CONTROLS**

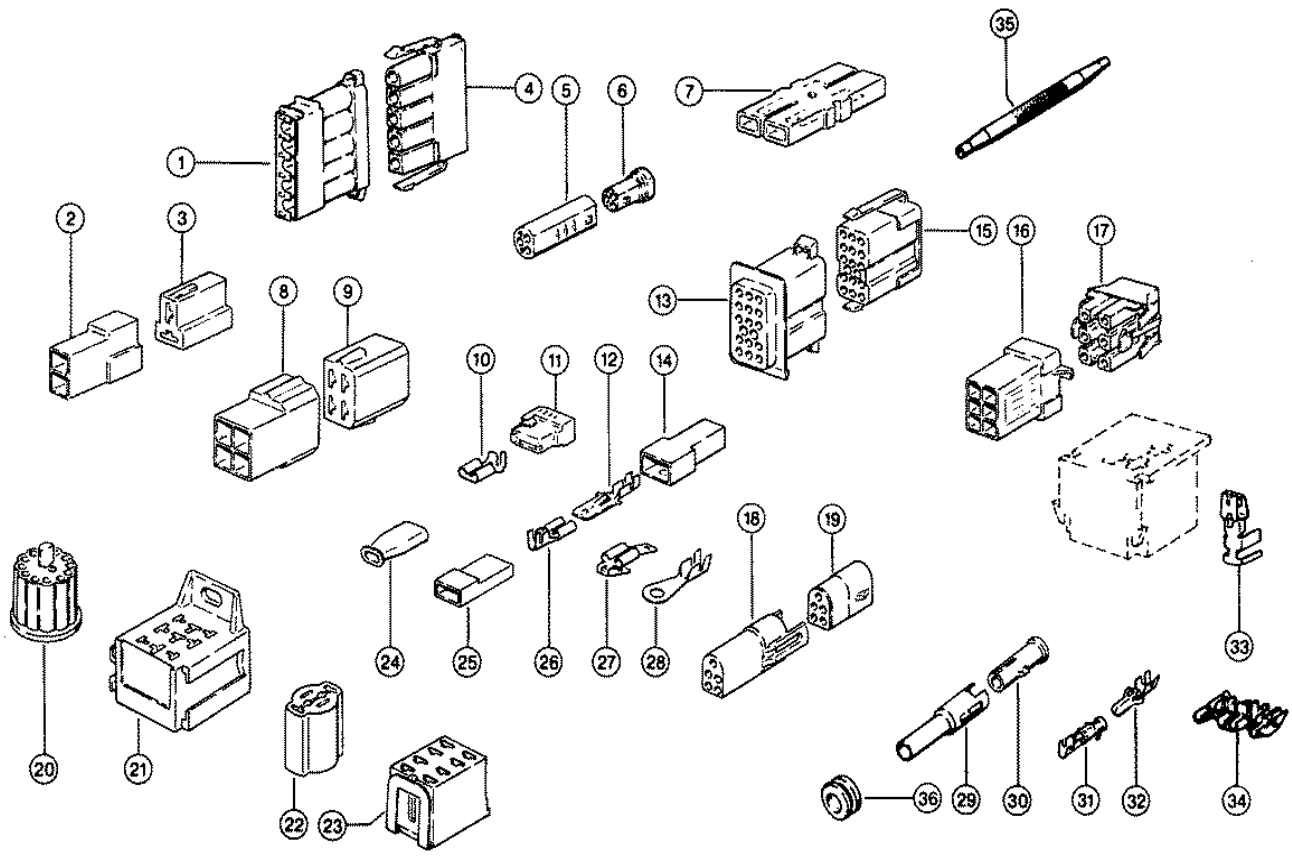
Illustration: **048A**

| Pos. | Part-No. | Description | DIN | Dimension | Qty. | Remark |
|------|---------------|-------------------|---------|---------------|------|--------|
| 1 | 000 215 403 0 | Pipe clamp | Din3016 | 6A1-12x20-8,4 | 9 | |
| 2 | 000 659 359 1 | Screw-on angle | | 20x3x79 | 2 | |
| 3 | 000 010 298 0 | Wire | | 4-Trac | 1 | |
| 4 | 000 211 494 0 | Socket head screw | D84 | m 3x35 | 1 | |
| 5 | 000 628 199 0 | Utensil plug | | | 1 | |
| - | 000 050 724 0 | Diode | | 1n 4003 | 1 | |
| 6 | 000 177 460 1 | Square sect.seal | | | 1 | |
| 7 | 000 071 441 1 | Switch insert | | | 1 | |
| 8 | 000 071 436 1 | Rocker switch | | | 1 | |



Characteristic: **WIRING SCHEMATIC (MAIN WIRING LOOM)**Illustration: **049**

| Pos. | Part-No. | Description | DIN | Dimension | Qty. | Remark |
|------|---------------|------------------|-----|-----------------|------|---------------------------|
| 1 | 000 012 003 0 | Wiring loom | | Kt-Beleuchtung | 1 | for grain tank |
| 2 | 000 012 848 0 | Wiring loom | | 1006.60tw | 1 | |
| 3 | 000 012 198 0 | Wiring loom | | Klimaanlage | 1 | at air conditioning |
| 4 | 000 010 111 0 | Wiring loom | | | 1 | |
| 5 | 000 012 110 0 | Wiring loom | | | 1 | sieve pan lighting |
| 6 | 000 012 540 0 | Wiring loom | | Strohhaube | 1 | straw debris cover |
| 7 | 000 012 835 0 | Main wiring loom | | Mondial | 1 | |
| 8 | 000 010 223 1 | Wiring loom | | Drehzahlwächt. | 1 | for grain elevator |
| 9 | 000 012 264 0 | Wiring loom | | | 1 | grain tank full indicator |
| 10 | 000 012 149 0 | Wiring loom | | Überk.-Bel. | 1 | returns lighting |
| 11 | 000 012 195 1 | Wiring loom | | Bel. Überkehr | 1 | returns lighting |
| 12 | 000 010 118 1 | Wiring loom | | Beleuchtungsarm | 2 | side lights |
| 12 | 000 010 118 1 | Wiring loom | | Beleuchtungsarm | 2 | at wide load |
| 13 | 000 010 137 2 | Wiring loom | | | 1 | trailer socket |
| 14 | 000 010 110 0 | Wiring loom | | | 1 | at straw chopper |

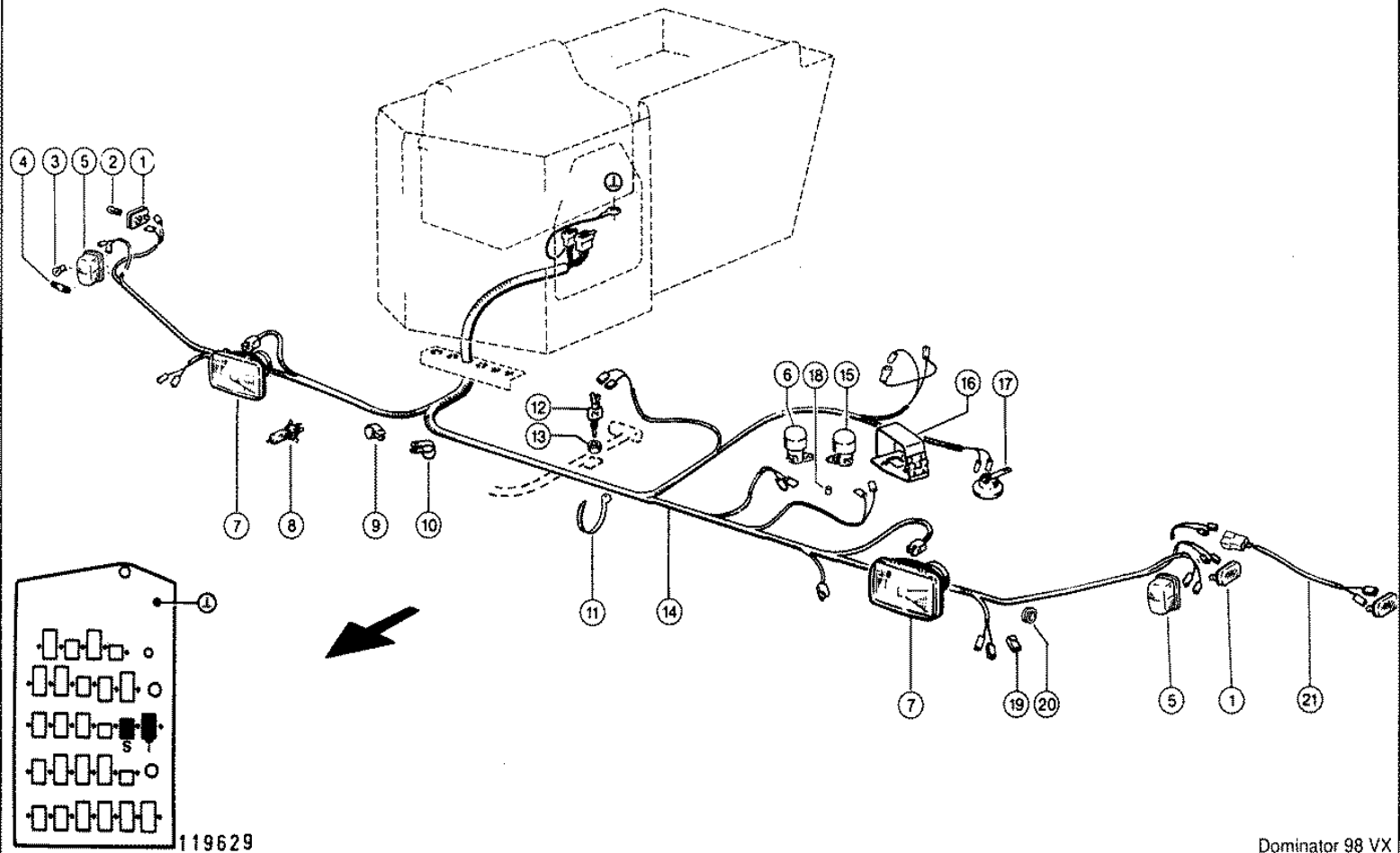


Characteristic: **TERMINALS AND CONNECTORS**Illustration: **050**

| Pos. | Part-No. | Description | DIN | Dimension | Qty. | Remark |
|------|---------------|-------------------|--------|-----------------|------|--------------|
| 1 | 000 211 765 0 | Housing | | 5 Polig | N.B | |
| 2 | 000 233 795 0 | Flat plug housing | | 6,3 2-Polig | N.B | |
| 3 | 000 233 794 0 | Plug-in sleeve | | 2-Polig | N.B | |
| 4 | 000 211 764 0 | Female Connector | | 5polig | N.B | |
| 5 | 000 211 780 0 | Pin housing | | 3 Polig | N.B | |
| 6 | 000 211 777 0 | Sleeve housing | | 3 Polig | N.B | |
| 7 | 000 658 209 0 | Cable connector | | 2-Polig | N.B | |
| 7 | 000 658 362 0 | Cable connector | | 1-2 Polig | N.B | |
| 7 | 000 658 208 0 | Cable connector | | 4-Polig | N.B | |
| 8 | 000 178 767 0 | Flat plug housing | | 6,3 4-Polig | N.B | |
| 8 | 000 178 769 0 | Flat plug housing | | 6,3 6-Polig | N.B | |
| 8 | 000 178 771 0 | Flat plug housing | | 6,3 8-Polig | N.B | |
| 9 | 000 178 766 0 | Plug-in sleeve | | 6,3 4-Polig | N.B | |
| 9 | 000 178 768 0 | Plug-in sleeve | | 6,3 6-Polig | N.B | |
| 9 | 000 178 770 0 | Plug-in sleeve | | 6,3 8-Polig | N.B | |
| 10 | 000 233 791 0 | Plug-in sleeve | | 6,3-1,5 | N.B | |
| 11 | 000 211 991 0 | Isolating sleeve | | | N.B | |
| 12 | 000 178 762 0 | Flat plug | D46343 | B6,3-2,5 | N.B | |
| 12 | 000 178 764 0 | Flat plug | D46343 | B6,3-6 | N.B | |
| 12 | 000 233 786 0 | Flat plug | D46248 | A 6,3-1 | N.B | |
| 13 | 000 211 766 0 | Male Connector | | 17polig | N.B | |
| 14 | 000 233 784 0 | Flat plug housing | | 1polig | N.B | |
| 15 | 000 211 763 0 | Female Connector | | 17polig | N.B | |
| 16 | 000 211 787 0 | Plug housing | | 6 Polig | N.B | |
| 16 | 000 211 785 0 | Plug housing | | 9 Polig | N.B | |
| 16 | 000 010 312 0 | Guide insert | | 9 Polig | N.B | for 211785.0 |
| 16 | 000 211 786 0 | Plug housing | | 12 Polig | N.B | |
| 16 | 000 010 311 0 | Guide insert | | 12 Polig | N.B | for 211786.0 |
| 16 | 000 211 784 0 | Plug housing | | 15 Polig | N.B | |
| 16 | 000 010 310 0 | Guide insert | | 15 Polig | N.B | for 211784.0 |
| 16 | 000 211 994 0 | Housing | | 3polig F.Stifte | N.B | |
| 17 | 000 211 759 0 | Female Connector | | 6polig | N.B | |
| 17 | 000 211 760 0 | Female Connector | | 9polig | N.B | |
| 17 | 000 211 761 0 | Female Connector | | 12polig | N.B | |
| 17 | 000 211 762 0 | Female Connector | | 15polig | N.B | |
| 17 | 000 211 993 0 | Housing | | 3polig | N.B | |
| 18 | 000 211 995 0 | Plug housing | | 5 Polig | N.B | |
| 18 | 000 211 781 0 | Pin housing | | | N.B | |
| 19 | 000 211 996 0 | Sleeve housing | | 5polig F.Hülse | N.B | |
| 19 | 000 211 778 0 | Sleeve housing | | 3 Polig | N.B | |
| 20 | 000 233 796 0 | Amp box | | 12 Polig | N.B | |
| 21 | 000 211 815 0 | Relay socket | | | N.B | |
| 22 | 000 211 992 0 | Plug housing | | 4polig 6,3 | N.B | |
| 23 | 000 211 997 0 | Plug housing | | | N.B | |
| 24 | 000 178 774 0 | Plug-in sleeve | | 6,3 | N.B | |
| 25 | 000 239 447 0 | Isolating sleeve | | 6,3 | N.B | |
| 26 | 000 178 763 0 | Plug-in sleeve | D46340 | B6,3-6 | N.B | |
| 26 | 000 178 761 0 | Plug-in sleeve | | 6,3-2,5 | N.B | |
| 26 | 000 238 763 0 | Plug-in sleeve | D46247 | 6,3x0,8 - 1,5 | N.B | |
| 27 | 000 755 647 0 | Distributor | | 6,3x0,8 | N.B | |
| 27 | 000 624 769 0 | Distributor | | | N.B | |
| 28 | 000 211 271 0 | Ring tongue | D46225 | A 6-1 | N.B | |
| 28 | 000 211 274 0 | Ring tongue | D46225 | A 8-2,5 | N.B | |
| 28 | 000 211 276 0 | Ring tongue | D46225 | A10-2,5 | N.B | |

Characteristic: **TERMINALS AND CONNECTORS**Illustration: **050**

| Pos. | Part-No. | Description | DIN | Dimension | Qty. | Remark |
|------|---------------|-------------------|-----|---------------|------|------------------------|
| 29 | 000 211 783 0 | Plug housing | | 1 Polig | N.B | |
| 30 | 000 211 776 0 | Housing | | 1 Polig | N.B | |
| 31 | 000 211 768 0 | Round plug sleeve | | D1,6 0,75-1,5 | N.B | |
| 31 | 000 211 767 0 | Round plug sleeve | | D1,6 1,5-2,5 | N.B | |
| 31 | 000 211 769 0 | Round plug sleeve | | D3,5 1,5-2,5 | N.B | |
| 31 | 000 211 770 0 | Round plug sleeve | | D3,5 2,5-6,0 | N.B | |
| 32 | 000 211 774 0 | Round plug pin | | D1,6 0,75-1,5 | N.B | |
| 32 | 000 211 775 0 | Round plug pin | | D1,6 1,5-2,5 | N.B | |
| 32 | 000 211 771 0 | Round plug pin | | D3,5 0,5-1,0 | N.B | |
| 32 | 000 211 772 0 | Round plug pin | | D3,5 1,5-2,5 | N.B | |
| 32 | 000 211 773 0 | Round plug pin | | D3,5 2,5-6,0 | N.B | |
| 33 | 000 211 791 0 | Flat spring cont. | | 6,3 0,5-1,0 | N.B | for central electrics |
| 33 | 000 211 792 0 | Flat spring cont. | | 6,3 1,5-2,5 | N.B | for central electrics |
| 33 | 000 211 793 0 | Flat spring cont. | | 6,3 2,5-4,0 | N.B | for central electrics |
| 33 | 000 211 794 0 | Flat spring cont. | | 6,3 4,0-6,0 | N.B | for central electrics |
| 34 | 000 658 170 0 | Tube connection | | | N.B | |
| 35 | 000 181 979 0 | Mounting sleeve | | | 1 | for snap-in receptacle |
| 36 | 000 755 648 0 | Cable ring | | A 8x11x1 | N.B | |
| 36 | 000 215 160 0 | Cable ring | | A10x13,5x4 | N.B | |
| 36 | 000 623 341 0 | Cable ring | | B10x14x2 | N.B | |
| 36 | 000 712 388 0 | Cable ring | | B12x21x2 | N.B | |
| 36 | 000 659 273 0 | Cable ring | | A 16x24x3 | N.B | |
| 36 | 000 238 250 0 | Cable ring | | A24x30x3,5 | N.B | |
| 36 | 000 211 505 0 | Cable ring | | A24x30x6 | N.B | |
| 36 | 000 238 456 0 | Cable ring | | A30x38x1,6 | N.B | |



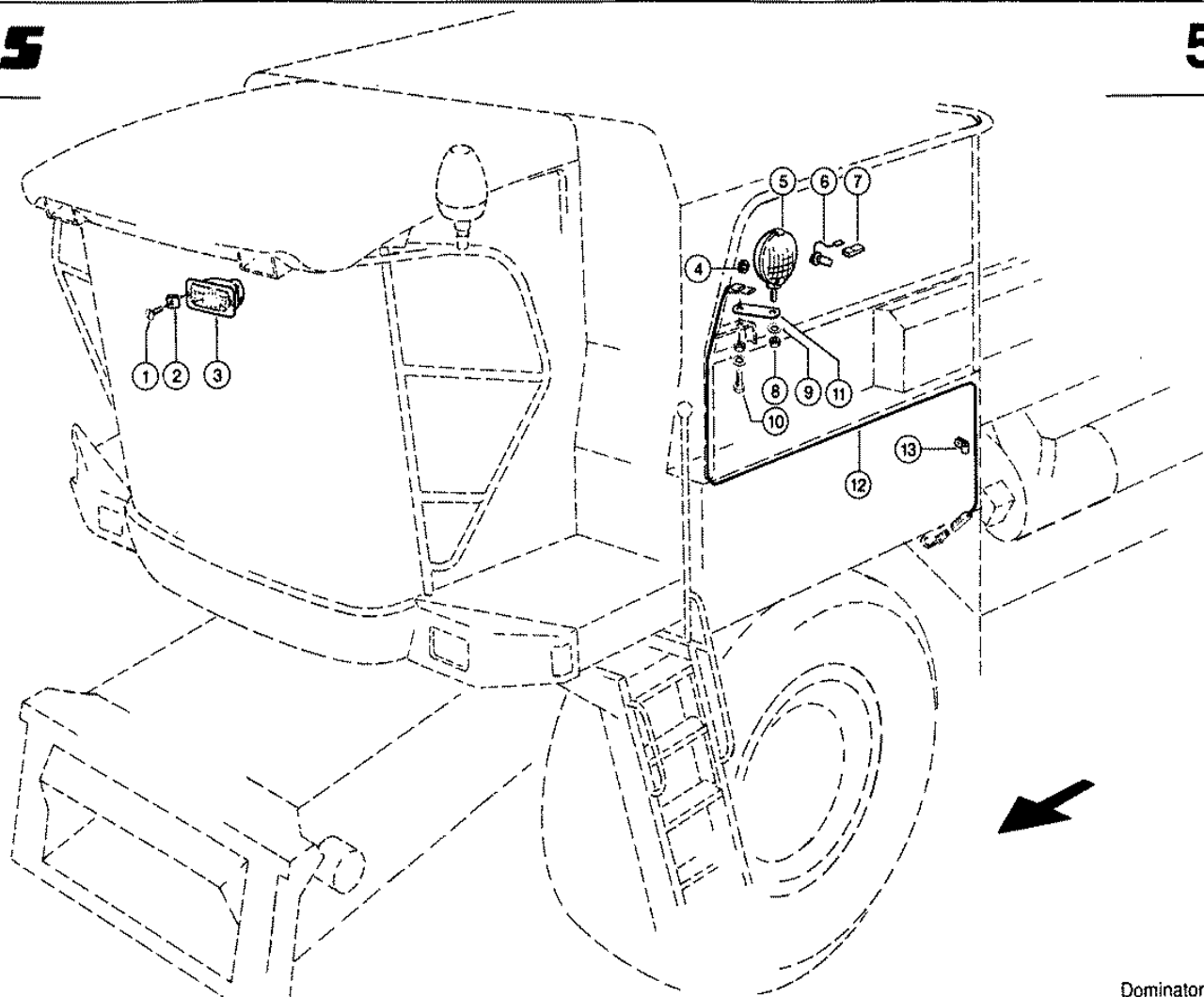
CLAAS SPARE PARTS LIST

05.09.2008
Sheet 1
DOMINATOR 98 VX

Characteristic: **CENTRAL ELECTRICS, LIGHTING**

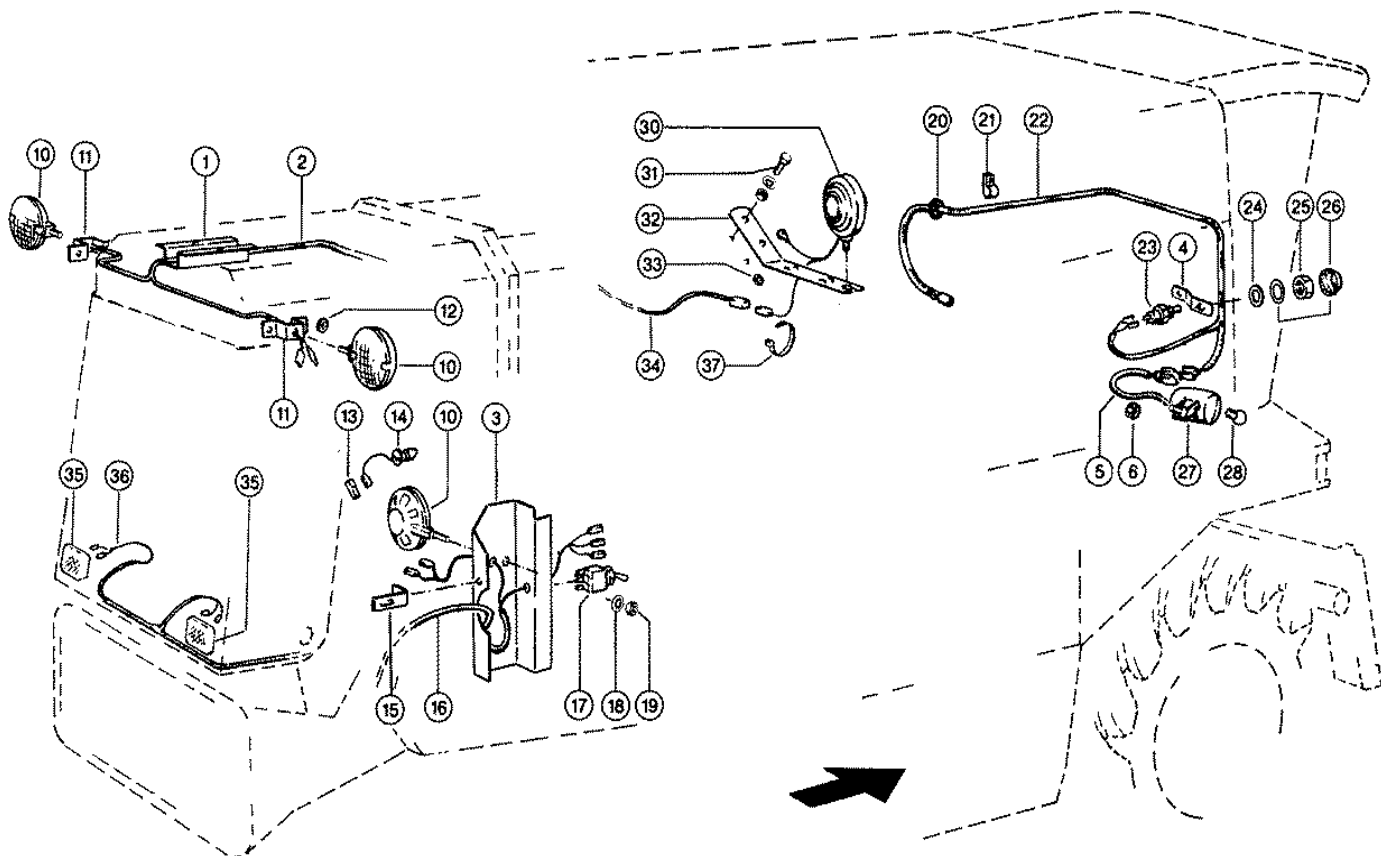
Illustration: **051**

| Pos. | Part-No. | Description | DIN | Dimension | Qty. | Remark |
|------|---------------|-------------------|----------|-----------------|------|----------------------------------|
| 1 | 000 013 111 0 | Flasher light | | | 2 | |
| 2 | 000 215 765 0 | Lamp | D72601 | 12v 5w | 2 | |
| 3 | 000 233 546 0 | Lamp | D72601 | 12v 21w Ba 15 S | 2 | |
| 4 | 000 177 906 0 | Lamp | D72601 | L 12v 5w | 2 | |
| 5 | 000 622 898 0 | Position light | | | 2 | |
| 6 | 000 050 550 3 | Foot switch | | | 1 | cutterbar - stop |
| - | 000 514 493 2 | Sticker | | | 1 | |
| 7 | 000 622 889 1 | Headlights | | | 2 | for right-hand side |
| 7 | 000 622 896 1 | Headlights | | | 2 | for left-hand drive |
| 7 | 000 010 879 1 | Headlight | | | 2 | for U S A |
| 8 | 000 215 427 0 | Lamp | Din72601 | 14 12v60/55w | 2 | |
| 8 | 000 215 426 0 | Lamp | Din72601 | 14 12v60/55w | 2 | for France |
| 9 | 000 215 404 0 | Pipe clamp | Din3016 | A1-16x20 | 6 | |
| 9 | 000 215 405 0 | Pipe clamp | Din3016 | A1-20x20 | 1 | |
| 9 | 000 215 403 0 | Pipe clamp | Din3016 | A1-12x20-8,4 | 6 | |
| 10 | 000 239 498 0 | Pipe clamp | Din3016 | A1-25x20 | 1 | |
| 10 | 000 215 083 0 | Pipe clamp | Din3016 | A1-30x25 | 1 | |
| 11 | 000 237 871 0 | Cable band | | Min. 4,7x188 | 8 | |
| 12 | 000 215 957 0 | Switch/brake Line | | | 1 | |
| 13 | 000 236 455 0 | Hexagonal nut | Iso8675 | M12x1,5 | 1 | |
| 14 | 000 012 631 1 | Wiring loom | | Beleuchtung Vo | 1 | connection S, T |
| 15 | 000 050 550 3 | Foot switch | | | 1 | grain tank unloading |
| - | 000 514 413 2 | Sticker | | Kt-Entleerung | 1 | |
| 16 | 000 069 673 0 | Guard rail | | | 2 | from No. 09308170 |
| 16 | 000 050 551 0 | Guard rail | | | 2 | to No. 09308169 |
| 17 | 000 682 292 0 | Horn | | | 1 | |
| 18 | 000 013 211 0 | Spacer tube | | D15x3 22lang | 4 | |
| 19 | 000 239 447 0 | Isolating sleeve | | 6,3 | N.B | |
| 20 | 000 623 341 0 | Cable ring | | B10x14x2 | 7 | |
| 21 | 000 075 436 0 | Link-Wire | | Rundumlicht | 1 | at 618 mm - increase distance |



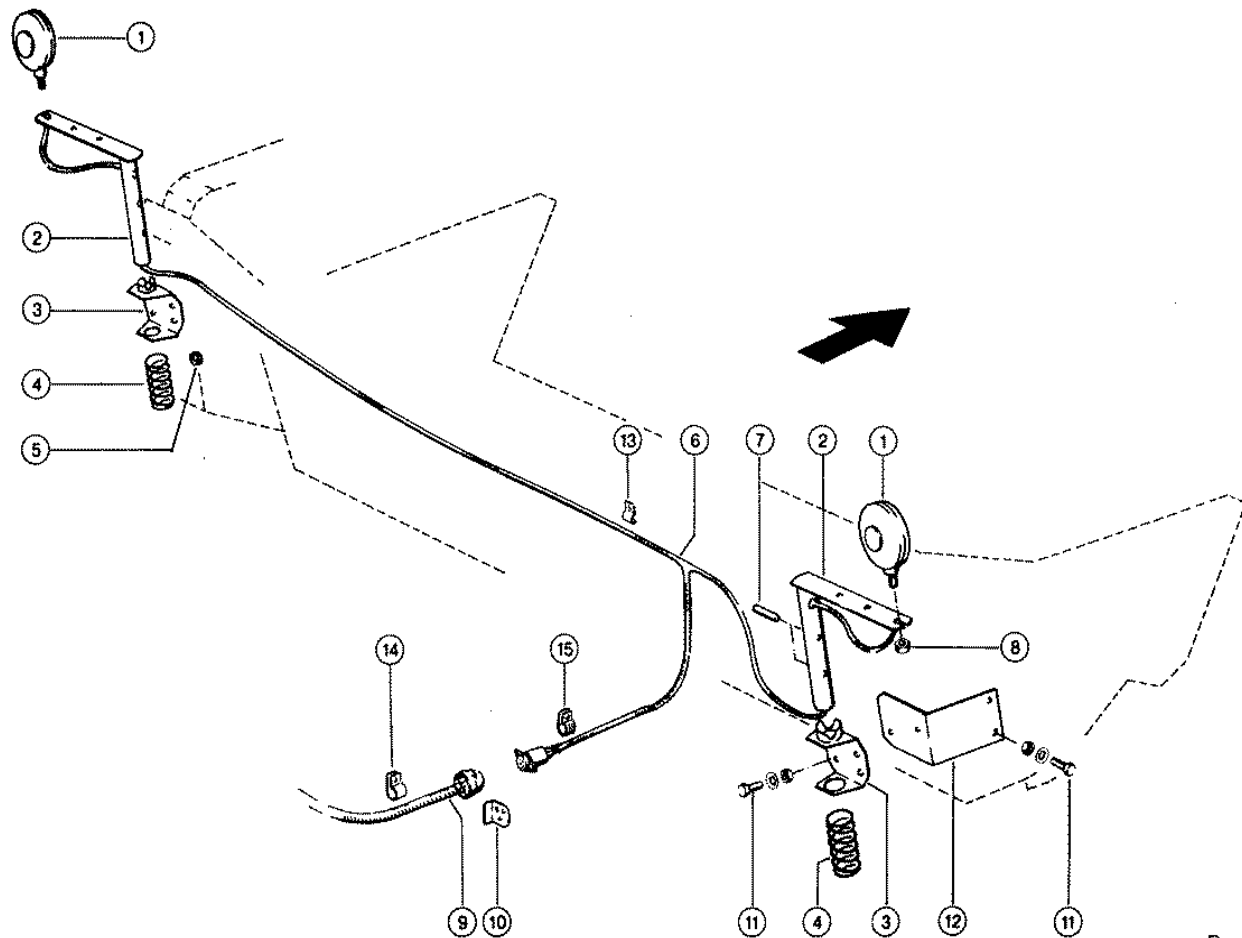
Characteristic: **WORK LIGHTS**Illustration: **052**

| Pos. | Part-No. | Description | DIN | Dimension | Qty. | Remark |
|------|---------------|------------------|---------|-----------------|------|--------|
| 1 | 000 239 447 0 | Isolating sleeve | | 6,3 | 3 | |
| 2 | 000 238 091 0 | Bulb halogene | D72601 | 12v/55w Pk22s | 3 | |
| 3 | 000 012 144 0 | Work light | | | 3 | |
| 4 | 000 623 341 0 | Cable ring | | B10x14x2 | 3 | |
| 5 | 000 012 144 0 | Work light | | | 1 | |
| 6 | 000 238 091 0 | Bulb halogene | D72601 | 12v/55w Pk22s | 3 | |
| 7 | 000 239 447 0 | Isolating sleeve | | 6,3 | 3 | |
| 8 | 000 236 171 0 | Hexagonal nut | Iso4032 | M10 | 1 | |
| 9 | 000 239 388 0 | Contact washer | | A10 | 3 | |
| 10 | 000 237 383 0 | Hexagonal screw | Iso4017 | M10x25 | 1 | |
| 10 | 000 237 947 0 | Securing nut | Iso7042 | M10 | 1 | |
| 10 | 000 682 290 0 | Washer | | 12,5x 30 X2 | 1 | |
| 11 | 000 663 746 0 | Strip | | 5x30x100 | 1 | |
| 12 | 000 012 550 0 | Wire | | Arbeitsscheinw. | 1 | |
| 13 | 000 215 403 0 | Pipe clamp | Din3016 | A1-12x20-8,4 | 2 | |
| 13 | 000 215 411 0 | Pipe clamp | Din3016 | A1-10x15 | 1 | |
| 13 | 000 234 864 0 | Pipe clamp | D1592 | 15,5 | 1 | |
| 13 | 000 659 239 0 | Cable clamp | | 65x20 | 1 | |



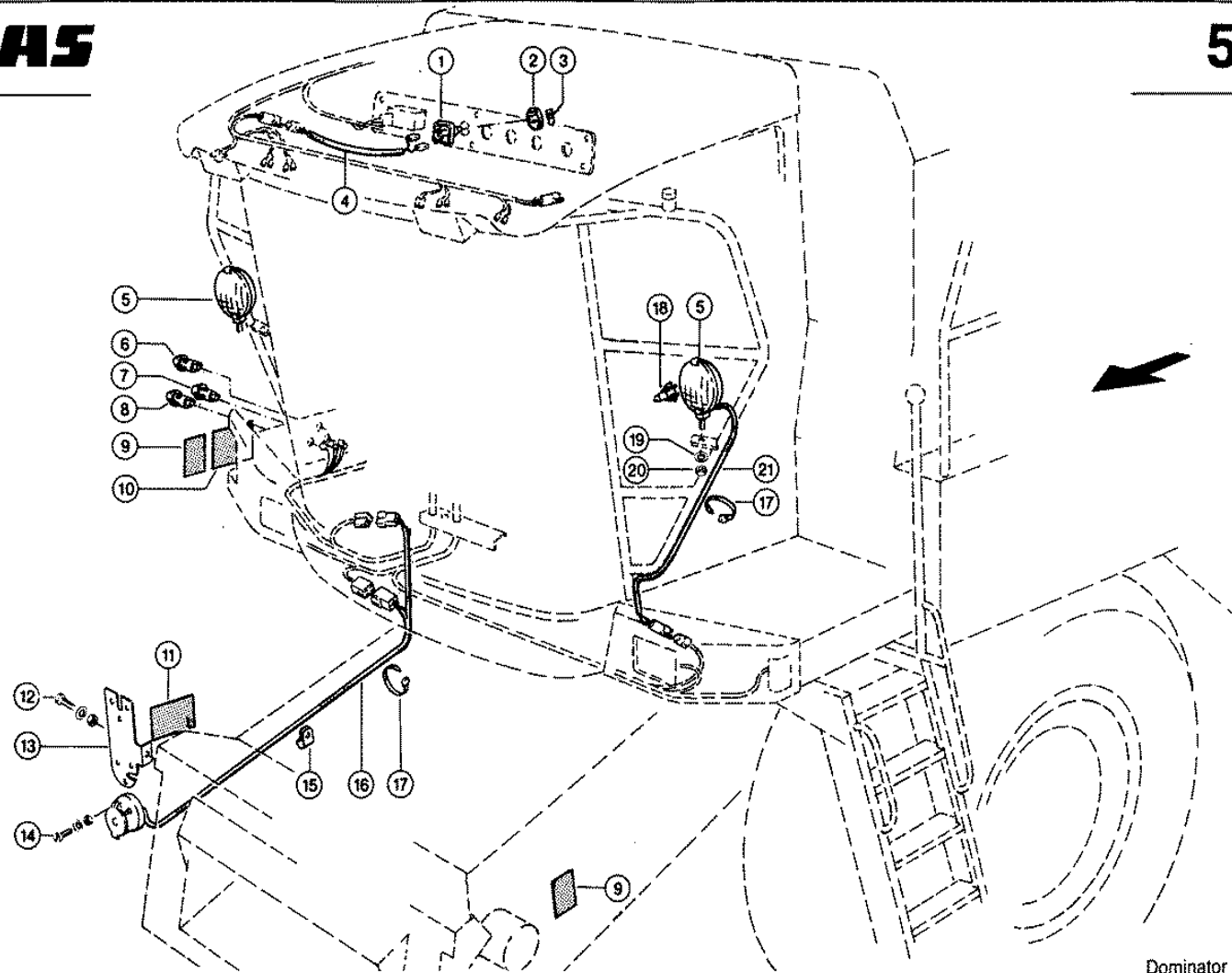
Characteristic: **WORK LIGHTS**Illustration: **053**

| Pos. | Part-No. | Description | DIN | Dimension | Qty. | Remark |
|------|---------------|-------------------|---------|-----------------|------|--------|
| 1 | 000 012 113 3 | Safety bar | | 16x20x20x1x200 | 1 | |
| 2 | 000 012 540 0 | Wiring loom | | Strohhaube | 1 | |
| 3 | 000 648 862 2 | Cover r.h. | | 1,5x248x455 | 1 | |
| 4 | 000 662 591 0 | Support | | 3x25x95 | 1 | |
| 5 | 000 012 149 0 | Wiring loom | | Überk.-Bel. | 1 | |
| 6 | 000 712 388 0 | Cable ring | | B12x21x2 | 1 | |
| 10 | 000 012 144 0 | Work light | | | 3 | |
| 11 | 000 012 549 0 | Support | | 3x40x154 | 2 | |
| 12 | 000 623 341 0 | Cable ring | | B10x14x2 | 2 | |
| 13 | 000 239 447 0 | Isolating sleeve | | 6,3 | 4 | |
| 14 | 000 238 091 0 | Bulb halogene | D72601 | 12v/55w Pk22s | 3 | |
| 15 | 000 713 845 1 | Support angle | | 25x5x130 | 1 | |
| 16 | 000 012 110 0 | Wiring loom | | | 1 | |
| 17 | 000 967 919 0 | Switch | | 20a | 1 | |
| 18 | 000 239 388 0 | Contact washer | | A10 | 3 | |
| 19 | 000 236 171 0 | Hexagonal nut | Iso4032 | M10 | 3 | |
| 20 | 000 215 409 0 | Cable ring | | C10-18x30x1,5 | 1 | |
| 21 | 000 215 403 0 | Pipe clamp | Din3016 | A1-12x20-8,4 | 8 | |
| 21 | 000 215 404 0 | Pipe clamp | Din3016 | A1-16x20 | 3 | |
| 21 | 000 215 226 0 | Pipe clamp | Din3016 | D1-21x20 | 2 | |
| 22 | 000 012 195 1 | Wiring loom | | Bel. Überkehr | 1 | |
| 23 | 000 215 357 0 | Switch/brake Line | | | 1 | |
| 24 | 000 237 043 0 | Washer | Iso7092 | 12 | 1 | |
| 25 | 000 236 455 0 | Hexagonal nut | Iso8675 | M12x1,5 | 1 | |
| 26 | 000 744 122 0 | Water Spray Guard | | | 1 | |
| 27 | 000 010 910 0 | Work light | | | 1 | |
| 28 | 000 233 546 0 | Lamp | D72601 | 12v 21w Ba 15 S | 1 | |
| 30 | 000 010 872 1 | Warning lamp | | | 2 | |
| 30 | 000 233 546 0 | Lamp | D72601 | 12v 21w Ba 15 S | 2 | |
| 31 | 000 236 200 0 | Hexagonal screw | Iso4017 | M08x20 | 4 | |
| 31 | 000 236 170 0 | Hexagonal nut | Iso4032 | M8 | 4 | |
| 31 | 000 239 387 0 | Contact washer | | A 8 | 4 | |
| 32 | 000 012 040 0 | Lamp holder | | 40x6x271,5 | 2 | |
| 33 | 000 712 388 0 | Cable ring | | B12x21x2 | 2 | |
| 34 | 000 012 043 2 | Wiring loom | | USA | 1 | |
| 35 | 000 010 057 0 | Tail light | | | 2 | |
| 35 | 000 244 981 0 | Lamp | D72601 | G 12v 5w | 2 | |
| 36 | 000 010 359 2 | Wire | | | 1 | |
| 37 | 000 755 646 0 | Cable band | | Min. 3,5x142 | N.B | |



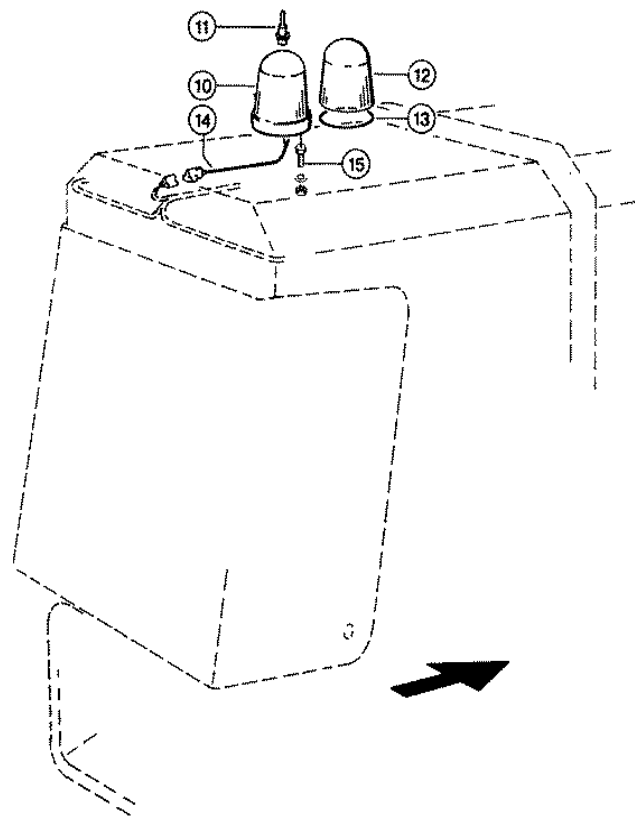
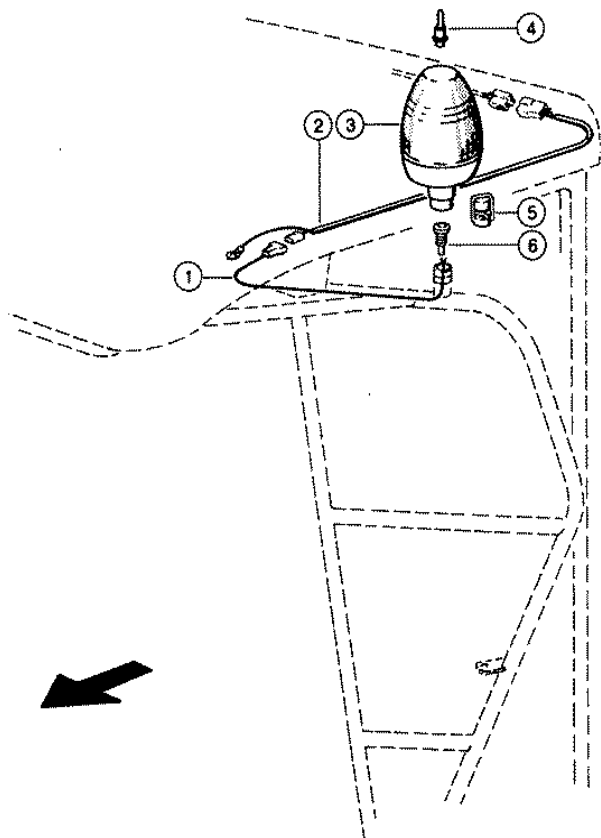
Characteristic: **HEADER LIGHTING**Illustration: **054**

| Pos. | Part-No. | Description | DIN | Dimension | Qty. | Remark |
|------|---------------|-----------------|---------|-----------------|------|------------------|
| 1 | 000 010 872 1 | Warning lamp | | | 2 | |
| - | 000 233 546 0 | Lamp | D72601 | 12v 21w Ba 15 S | 2 | |
| 2 | 000 638 718 0 | Support | | | 2 | |
| 3 | 000 604 042 0 | Bracket | | | 2 | |
| 4 | 000 604 049 0 | Compress.spring | | 5 X 40 X 81 | 2 | |
| 5 | 000 712 388 0 | Cable ring | | B12x21x2 | 2 | |
| 6 | 000 012 567 0 | Wiring loom | | 3,9m - 6,6m | 1 | at 6.0 m + 6.6 m |
| 6 | 000 012 569 0 | Wiring loom | | 7,5m - 9,0m | 1 | at 7.5 m + 9.0 m |
| 7 | 000 235 681 2 | Tensioning pin | Iso8752 | 28 X 50-N | 4 | |
| 8 | 000 238 067 0 | Hexagonal nut | Iso8673 | M12x1 | 2 | |
| 9 | 000 012 295 1 | Wiring loom | | Vors.Beleuchtg. | 1 | |
| 10 | 000 010 945 0 | Support | | 3x80x104 | 1 | |
| 11 | 000 236 200 0 | Hexagonal screw | Iso4017 | M08x20 | 6 | |
| 11 | 000 236 170 0 | Hexagonal nut | Iso4032 | M8 | 6 | |
| 11 | 000 239 387 0 | Contact washer | | A 8 | 6 | |
| 12 | 000 638 719 0 | Angle | | 100x5x264.0 | 1 | |
| 13 | 000 239 264 0 | Attaching Clamp | | 8x20x2-9 | 6 | |
| - | 000 750 760 0 | Pipe clamp | D1592 | 7 | 4 | |
| 14 | 000 215 403 0 | Pipe clamp | Din3016 | A1-12x20-8,4 | 4 | |
| 15 | 000 215 612 0 | Pipe clamp | Din3016 | A1-17x20 | 1 | |



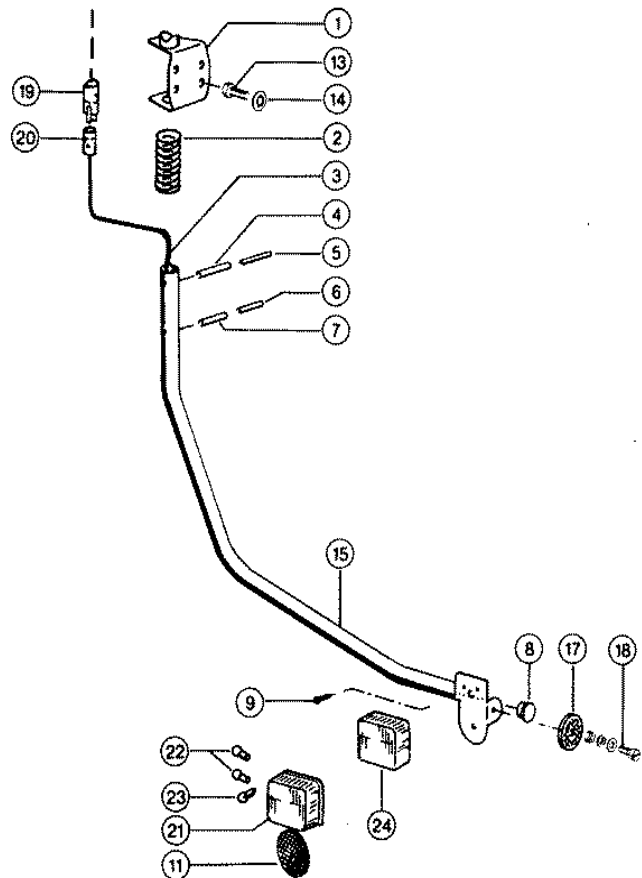
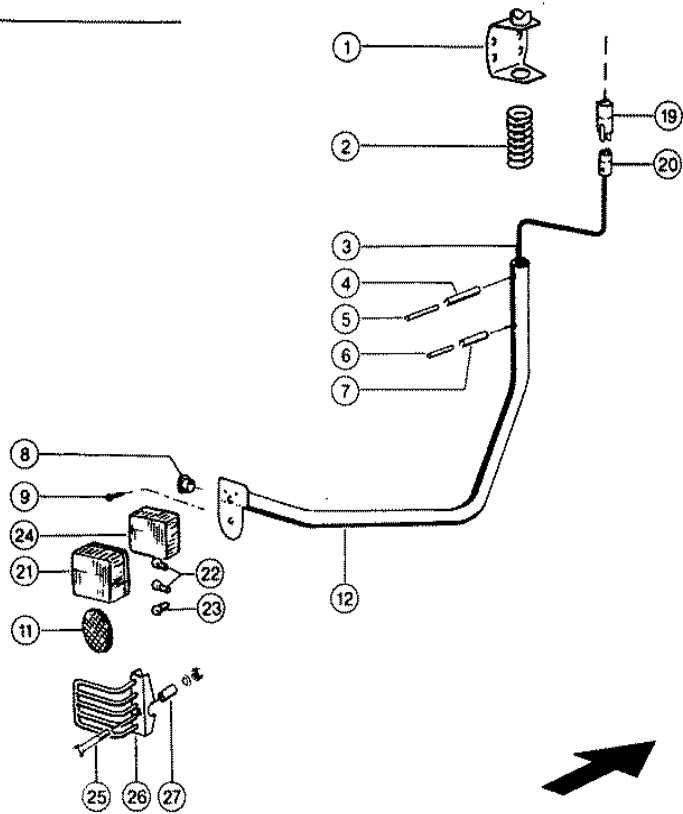
Characteristic: **ADDITIONAL LIGHTING**Illustration: **055**

| Pos. | Part-No. | Description | DIN | Dimension | Qty. | Remark |
|------|---------------|-------------------|---------|-----------------|------|----------------------|
| 1 | 000 013 138 0 | Switch | | | 1 | |
| 2 | 000 625 921 0 | Rotary button | | D 40 | 1 | |
| 3 | 000 625 925 0 | Supplement | | D 40 | 1 | |
| 4 | 000 012 634 0 | Connect.wire | | Umschalter Bel. | 1 | |
| 5 | 000 604 012 1 | Headlights | | | 2 | |
| 6 | 000 012 379 0 | Push button | | Gangsch. | 1 | |
| 7 | 000 012 377 0 | Push button | | H+S | 1 | red |
| 8 | 000 012 378 0 | Push button | | H+S / grün | 1 | green |
| 9 | 000 514 743 1 | Sticker | | Quetschgefahr | 2 | |
| 10 | 000 514 760 0 | Sticker | | Sw-schwenken | 1 | at folding cutterbar |
| 11 | 000 514 759 0 | Sticker | | Steckdosen | 1 | at folding cutterbar |
| 12 | 000 237 466 0 | Hexagonal screw | Iso4017 | M06x20 | 1 | |
| 12 | 000 236 169 0 | Hexagonal nut | Iso4032 | M6 | 1 | |
| 12 | 000 239 386 0 | Contact washer | | A 6 | 2 | |
| 13 | 000 011 012 1 | Support | | 2,5x0100x0150 | 1 | |
| 14 | 000 242 888 0 | Socket head screw | D84 | m 5x35 | 3 | |
| 14 | 000 237 216 0 | Hexagonal nut | Iso4032 | M5 | 3 | |
| 14 | 000 236 490 1 | Spring washer | | 5 | 3 | |
| 15 | 000 215 403 0 | Pipe clamp | Din3016 | A1-12x20-8,4 | 7 | |
| 15 | 000 215 405 0 | Pipe clamp | Din3016 | A1-20x20 | 3 | |
| 16 | 000 012 633 0 | Wiring loom | | Klappb.Vorsatz | 1 | |
| 17 | 000 755 646 0 | Cable band | | Min. 3,5x142 | 3 | |
| 17 | 000 697 798 0 | Cable band | | Min. 7,6x282 | 4 | |
| 17 | 000 211 397 0 | Cable band | | Min. 7,5x360 | 2 | |
| 18 | 000 238 091 0 | Bulb halogene | D7260 | 12v/55w Pk22s | 2 | |
| 19 | 000 239 388 0 | Contact washer | | A10 | 2 | |
| 20 | 000 236 171 0 | Hexagonal nut | Iso4032 | M10 | 2 | |
| 21 | 000 012 640 0 | Wiring loom | | Zusatzfahrlicht | 2 | |



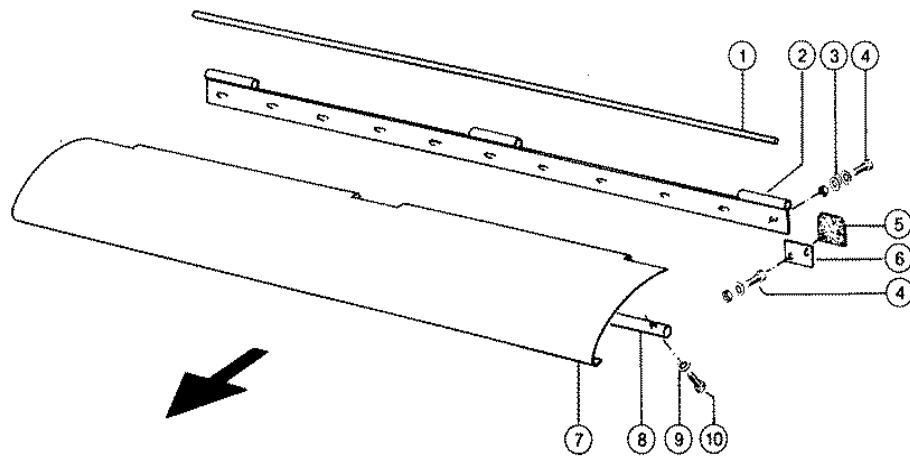
Characteristic: **WARNING BEACONS**Illustration: **056**

| Pos. | Part-No. | Description | DIN | Dimension | Qty. | Remark |
|------|---------------|-----------------|---------|-----------------|------|----------|
| 1 | 000 013 109 0 | Connect.wire | | Rundumleuchte | 1 | |
| 2 | 000 012 635 0 | Connect.wire | | Rundumleuchte | 1 | |
| 3 | 000 077 520 0 | Warning beacon | | | 1 | |
| 4 | 000 211 330 0 | Lamp | D7260 | H1 12v/55w P14, | 1 | |
| 5 | 000 077 522 0 | Plug | | | 1 | |
| 6 | 000 077 521 0 | Socket | | | 1 | |
| 10 | 000 682 216 0 | Warning beacon | | | 1 | |
| - | 000 682 461 0 | Reflector | | | 1 | at Cobo |
| - | 000 213 627 0 | Reflector | | | 1 | at Hella |
| 11 | 000 211 330 0 | Lamp | D7260 | H1 12v/55w P14, | 1 | |
| 12 | 000 682 462 0 | Glass | | | 1 | at Cobo |
| 12 | 000 213 625 0 | Glass | | | 1 | at Hella |
| 13 | 000 682 460 0 | Gasket | | | 1 | |
| 14 | 000 075 436 0 | Link-Wire | | Rundumlicht | 1 | |
| 15 | 000 237 465 0 | Hexagonal screw | Iso4017 | M06x16 | 3 | |
| 15 | 000 236 169 0 | Hexagonal nut | Iso4032 | M6 | 3 | |
| 15 | 000 235 131 1 | Spring washer | | 6 | 3 | |



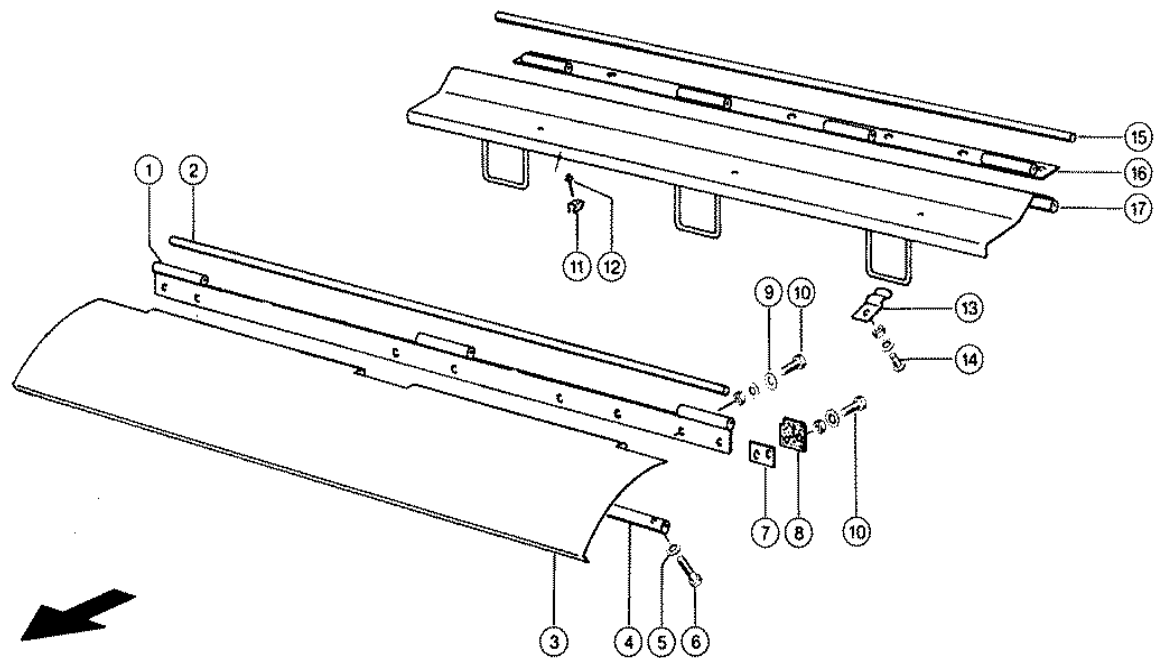
Characteristic: **REAR LIGHTING**Illustration: **057**

| Pos. | Part-No. | Description | DIN | Dimension | Qty. | Remark |
|------|---------------|-------------------|----------|-----------------|------|-----------------|
| 1 | 000 604 042 0 | Bracket | | | 2 | |
| 2 | 000 604 049 0 | Compress.spring | | 5 X 40 X 81 | 2 | |
| 3 | 000 010 109 0 | Wiring loom | | | 2 | |
| 4 | 000 235 684 2 | Tensioning pin | Iso87528 | 28 X 70-N | 2 | |
| 5 | 000 235 655 2 | Tensioning pin | Iso87525 | 25 X 70-N | 2 | |
| 6 | 000 235 653 2 | Tensioning pin | Iso87525 | 25 X 50-N | 2 | |
| 7 | 000 235 681 2 | Tensioning pin | Iso87528 | 28 X 50-N | 2 | |
| 8 | 000 238 886 2 | Plug | | D30,5-F | 2 | |
| 9 | 000 242 500 1 | Sheet metal screw | D6928 | St4,8x13-C | 4 | |
| 11 | 000 671 440 0 | Reflector red | | | 2 | |
| 12 | 000 617 961 0 | Light Bracket | | links | 1 | |
| 13 | 000 237 383 0 | Hexagonal screw | Iso4017 | M10x25 | 4 | |
| 14 | 000 239 388 0 | Contact washer | | A10 | 4 | |
| 15 | 000 617 962 0 | Light Bracket | | rechts | 1 | |
| 17 | 000 211 289 0 | Rear reflector | | | 2 | |
| 18 | 000 235 016 1 | Socket head screw | D84 | m 5x12 | 2 | |
| 18 | 000 237 216 0 | Hexagonal nut | Iso4032 | M5 | 2 | |
| 18 | 000 236 490 1 | Spring washer | | 5 | 2 | |
| 18 | 000 244 897 0 | Washer | D9021 | 5,3 | 2 | |
| 19 | 000 211 996 0 | Sleeve housing | | 5polig F.Hülse | 2 | |
| 20 | 000 211 995 0 | Plug housing | | 5 Polig | 2 | |
| 21 | 000 968 998 0 | Flasher taillight | | | 2 | |
| 22 | 000 233 546 0 | Lamp | D72601 | 12v 21w Ba 15 S | 4 | |
| 23 | 000 244 982 0 | Lamp | D72601 | G 12v 10w | 2 | |
| 24 | 000 941 876 0 | Light housing | | | 2 | |
| 25 | 000 235 519 0 | Hexagonal screw | Iso4014 | M08x50 | 2 | optional |
| 25 | 000 236 170 0 | Hexagonal nut | Iso4032 | M8 | 2 | optional |
| 25 | 000 239 387 0 | Contact washer | | A 8 | 2 | optional |
| 26 | 000 618 984 0 | Guard Screen L.H. | | | 1 | optional, left |
| 26 | 000 618 985 0 | Guard Screen R.H. | | | 1 | optional, right |
| 27 | 000 618 830 0 | Spacer tube | | 12x1,5x37 | 2 | optional |

Getreide

Characteristic: **TRANSITION PLAK, FEEDER HOUSE - BASIC M**Illustration: **058**

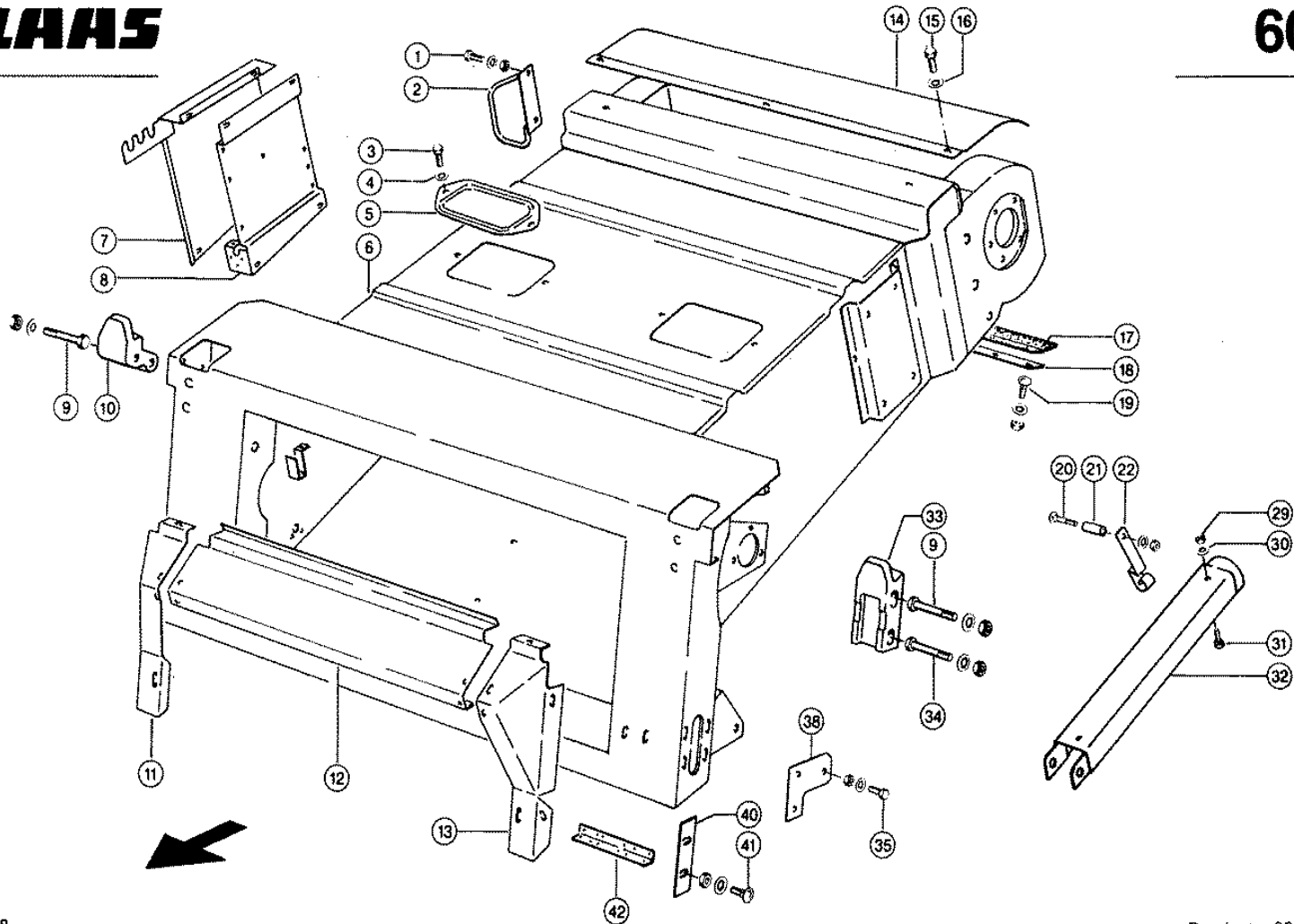
| Pos. | Part-No. | Description | DIN | Dimension | Qty. | Remark |
|------|---------------|-----------------|---------|-----------------|------|--------|
| 1 | 000 645 255 0 | Rod | | D10x1165 | 1 | |
| 2 | 000 645 252 0 | Ledge | | | 1 | |
| 3 | 000 236 912 2 | Washer | Din125 | 8,4 | 9 | |
| 4 | 000 236 200 0 | Hexagonal screw | Iso4017 | M08x20 | 15 | |
| 4 | 000 236 170 0 | Hexagonal nut | Iso4032 | M8 | 15 | |
| 4 | 000 239 387 0 | Contact washer | | A 8 | 15 | |
| 5 | 000 645 243 1 | Sealing tape | | 3x52x52 Vulkoll | 2 | |
| 6 | 000 645 244 0 | Plate | | 3x35x48 | 2 | |
| 7 | 000 645 256 1 | Feed plate | | 1207 | 1 | |
| 8 | 000 645 218 0 | Tube | | 21,3x3,25x1290 | 1 | |
| 9 | 000 239 387 0 | Contact washer | | A 8 | 2 | |
| 10 | 000 236 213 0 | Hexagonal screw | Iso4017 | m 8x35 | 2 | |

Mais

Characteristic: **TRANSITION PLAK, FEEDER HOUSE - BASIC M**

Illustration: **059**

| Pos. | Part-No. | Description | DIN | Dimension | Qty. | Remark |
|------|---------------|-----------------|---------|-----------------|------|--------|
| 1 | 000 645 252 0 | Ledge | | | 1 | |
| 2 | 000 645 255 0 | Rod | | D10x1165 | 1 | |
| 3 | 000 645 256 1 | Feed plate | | 1207 | 1 | |
| 4 | 000 645 218 0 | Tube | | 21,3x3,25x1290 | 1 | |
| 5 | 000 239 387 0 | Contact washer | | A 8 | 2 | |
| 6 | 000 236 213 0 | Hexagonal screw | Iso4017 | m 8x35 | 2 | |
| 7 | 000 645 243 1 | Sealing tape | | 3x52x52 Vulkoll | 2 | |
| 8 | 000 645 244 0 | Plate | | 3x35x48 | 2 | |
| 9 | 000 236 912 2 | Washer | Din125 | 8,4 | 9 | |
| 10 | 000 236 200 0 | Hexagonal screw | Iso4017 | M08x20 | 15 | |
| 10 | 000 236 170 0 | Hexagonal nut | Iso4032 | M8 | 15 | |
| 10 | 000 239 387 0 | Contact washer | | A 8 | 15 | |
| 11 | 000 652 433 0 | Clamp spring | | | 3 | |
| 12 | 000 238 018 1 | Rivet | D7337 | A 4,0x10 | 3 | |
| 13 | 000 061 452 0 | Clamp spring | | | 3 | |
| 14 | 000 610 097 1 | Flat head bolt | | m 8x 16 | 3 | |
| 14 | 000 236 170 0 | Hexagonal nut | Iso4032 | M8 | 3 | |
| 14 | 000 239 387 0 | Contact washer | | A 8 | 3 | |
| 15 | 000 646 853 0 | Rod | | D10x1288 | 1 | |
| 16 | 000 662 869 0 | Ledge | | | 1 | |
| 17 | 000 662 867 0 | Guide plate | | | 1 | |

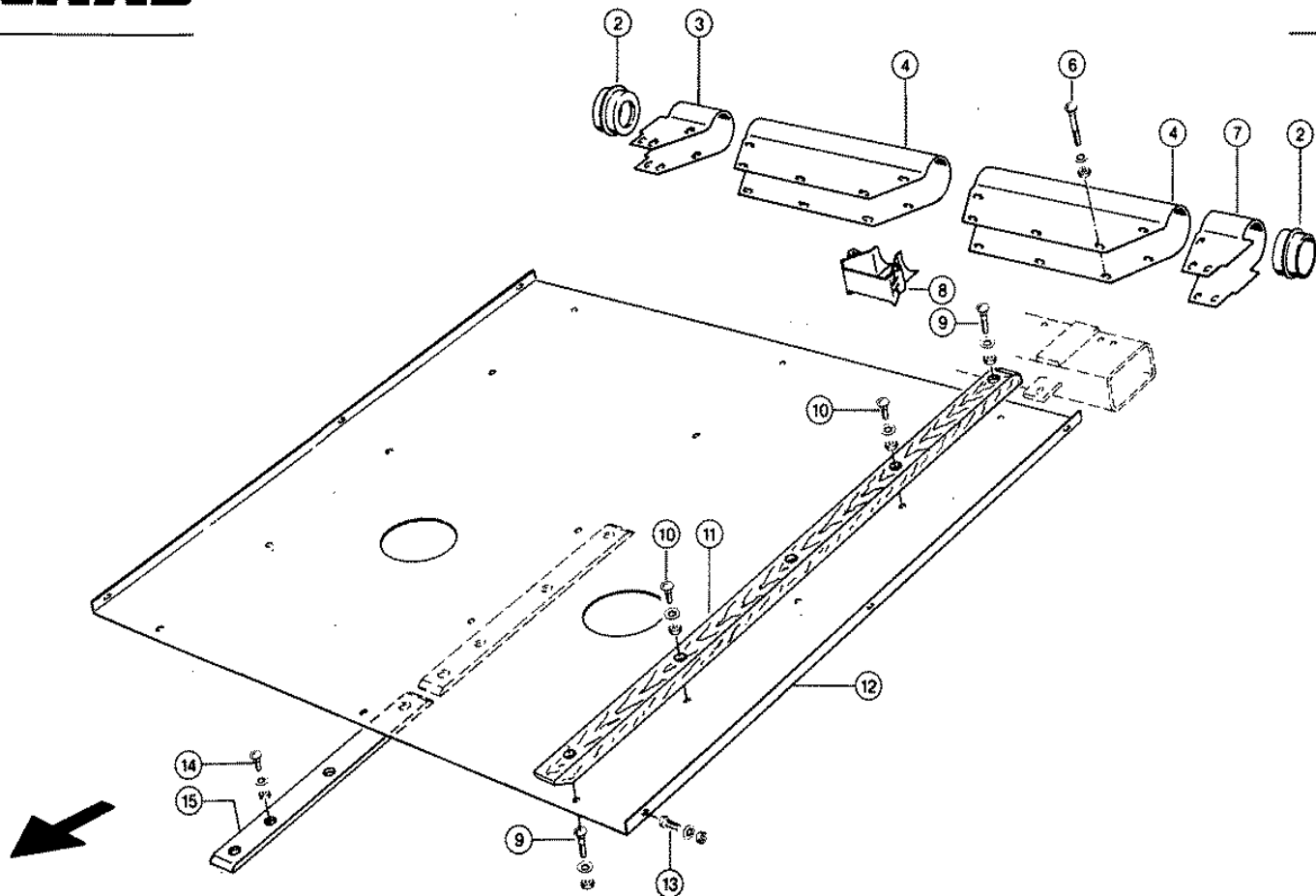


CLAAS SPARE PARTS LIST

Characteristic: **FEEDER HOUSING**

Illustration: **060**

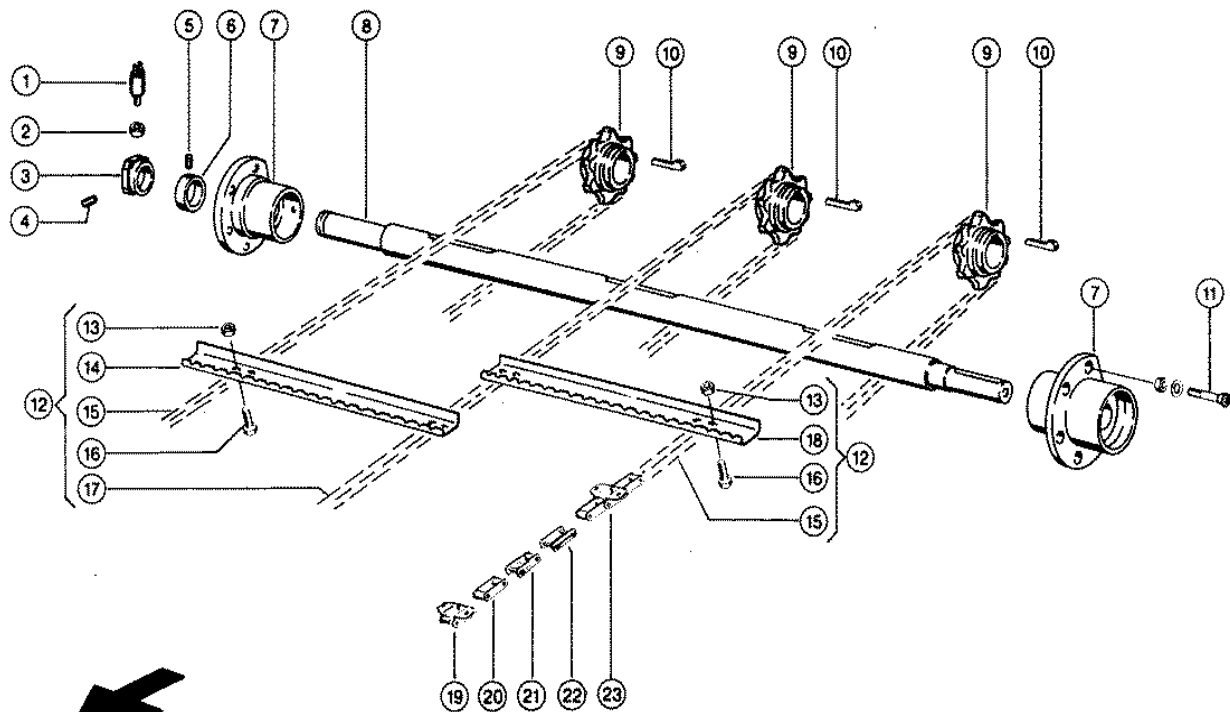
| Pos. | Part-No. | Description | DIN | Dimension | Qty. | Remark |
|------|---------------|-----------------------|---------|---------------|------|-------------------|
| 1 | 000 236 200 0 | Hexagonal screw | Iso4017 | M08x20 | 2 | |
| 1 | 000 236 170 0 | Hexagonal nut | Iso4032 | M8 | 2 | |
| 1 | 000 239 387 0 | Contact washer | | A 8 | 2 | |
| 2 | 000 650 862 2 | Bracket | | D 10x530,6 | 1 | |
| 3 | 000 237 439 0 | Hexagonal screw | Iso4017 | M08x16 | 4 | |
| 4 | 000 239 387 0 | Contact washer | | A 8 | 4 | |
| 5 | 000 630 427 0 | Inspection hole cover | | | 2 | |
| 6 | 000 540 023 0 | Feeder channel | | Typ93/935/936 | 1 | |
| 7 | 000 650 849 0 | Guard r.h. | | | 1 | |
| 8 | 000 645 964 1 | Cable support | | | 1 | |
| 9 | 000 242 395 1 | Hexagonal screw | Iso4014 | M16x120 | 3 | |
| 9 | 000 236 173 0 | Hexagonal nut | Iso4032 | M16 | 3 | |
| 9 | 000 239 391 0 | Contact washer | | A16 | 3 | |
| 10 | 000 650 718 1 | Intercept. piece | | rechts | 1 | not at "c A C" |
| 11 | 000 614 905 1 | Tie-In Plate Rh. | | | 1 | |
| 12 | 000 614 909 0 | Dust shield | | 2x298,1x1015 | 1 | |
| 13 | 000 614 902 1 | Tie-In Plate Lh. | | Gep. | 1 | |
| 14 | 000 645 156 0 | Wear plate | | 3x290x1316 | 1 | |
| 15 | 000 237 461 0 | Hexagonal screw | Iso4017 | M12x30 | 4 | |
| 16 | 000 239 389 0 | Contact washer | | A12 | 4 | |
| 17 | 000 645 216 1 | Sealing tape | | 3x60x1210 | 1 | |
| 18 | 000 645 217 0 | Counter strip | | 2x16x1205 | 1 | |
| 19 | 000 236 475 0 | Flat head bolt | Din603 | m 6x 16x10 | 12 | |
| 19 | 000 236 169 0 | Hexagonal nut | Iso4032 | M6 | 12 | |
| 19 | 000 239 386 0 | Contact washer | | A 6 | 12 | |
| 20 | 000 235 368 0 | Flat head bolt | Din603 | m 8x 90 | 1 | |
| 20 | 000 236 170 0 | Hexagonal nut | Iso4032 | M8 | 1 | |
| 20 | 000 239 387 0 | Contact washer | | A 8 | 1 | |
| 21 | 000 753 811 0 | Spacer tube | | 22x4,5x70 | 1 | |
| 22 | 000 630 538 1 | Flat spring | | 1,2x30x230 | 1 | |
| 29 | 000 236 169 0 | Hexagonal nut | Iso4032 | M6 | 1 | |
| 30 | 000 239 392 0 | Contact washer | | B 6 | 1 | |
| 31 | 000 239 497 0 | Buffer bumper | D95364 | A 18x7,5 | 1 | |
| 32 | 000 615 935 1 | Support | | | 1 | |
| 33 | 000 650 717 0 | Intercept. piece | | links | 1 | not at "c A C" |
| 34 | 000 242 380 0 | Hexagonal screw | Iso4014 | M12x120 | 1 | |
| 34 | 000 236 172 0 | Hexagonal nut | Iso4032 | M12 | 1 | |
| 34 | 000 239 389 0 | Contact washer | | A12 | 1 | |
| 35 | 000 237 461 0 | Hexagonal screw | Iso4017 | M12x30 | 6 | from No. 09308410 |
| 35 | 000 236 056 0 | Hexagonal screw | Iso4017 | M12x25 | 8 | to No. 09308409 |
| 35 | 000 239 395 1 | Contact washer | | B12 | 6 | (8) |
| 35 | 000 236 172 0 | Hexagonal nut | Iso4032 | M12 | 6 | from No. 09308410 |
| 38 | 000 765 451 0 | Plate | | 6x100x120 | 2 | from No. 09308410 |
| | | | | | | not at "c A C" |
| 38 | 000 670 588 0 | Plate adjust. l.h | | | 1 | to No. 09308409 |
| 38 | 000 670 587 0 | Plate adjust. r.h | | | 1 | to No. 09308409 |
| 40 | 000 650 853 0 | Guide | | 35x8x180 | 2 | at "c A C" |
| 41 | 000 233 455 0 | Flat head bolt | Din603 | M12x 30 | 4 | |
| 41 | 000 236 172 0 | Hexagonal nut | Iso4032 | M12 | 4 | |
| 41 | 000 239 395 1 | Contact washer | | B12 | 4 | |
| 42 | 000 650 851 0 | Stripper angle | | 3x53x196 | 2 | at "c A C" |
| 42 | 000 645 162 1 | Stripper angle | | 3,0x0055x0246 | 2 | not at "c A C" |



Characteristic: **FEEDER HOUSING**

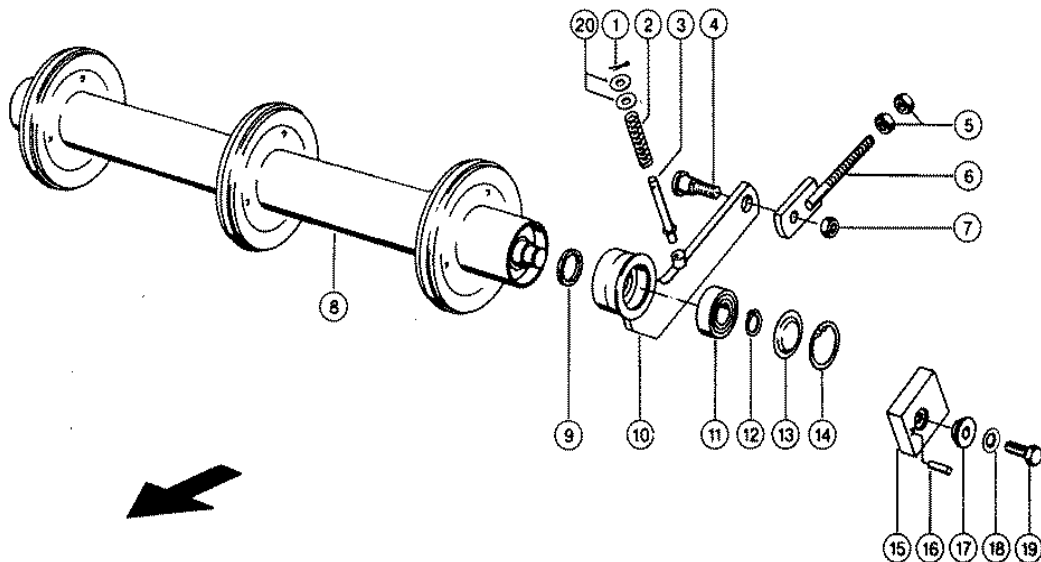
Illustration: **061**

| Pos. | Part-No. | Description | DIN | Dimension | Qty. | Remark |
|------|---------------|------------------|---------|-----------------|------|--------|
| 2 | 000 614 833 1 | Bushing | | | 2 | |
| 3 | 000 615 893 1 | A.wrapp.guard | | 2x110x422 | 1 | |
| 4 | 000 615 913 0 | A.wrapp.guard | | 2,0x0416x0421 | 2 | |
| 6 | 000 235 367 0 | Flat head bolt | Din603 | m 8x 85 | 14 | |
| 6 | 000 236 170 0 | Hexagonal nut | Iso4032 | M8 | 14 | |
| 6 | 000 239 387 0 | Contact washer | | A 8 | 14 | |
| 7 | 000 615 894 1 | A.wrapp.guard | | 2x110x422 | 1 | |
| 8 | 000 615 863 0 | Filling piece | | 98x115x70 | 3 | |
| 9 | 000 233 486 0 | Flat head bolt | Din603 | m 8x 35 | 6 | |
| 9 | 000 236 170 0 | Hexagonal nut | Iso4032 | M8 | 6 | |
| 9 | 000 239 387 0 | Contact washer | | A 8 | 6 | |
| 10 | 000 233 503 0 | Flat head bolt | Din603 | m 8x 25 | 9 | |
| 10 | 000 236 170 0 | Hexagonal nut | Iso4032 | M8 | 9 | |
| 10 | 000 239 387 0 | Contact washer | | A 8 | 9 | |
| 11 | 000 615 891 0 | Wood lath | | 50x 30x1287 | 3 | |
| 12 | 000 615 915 1 | Intermed. bottom | | 1x1248,2x1227,5 | 1 | |
| 13 | 000 237 439 0 | Hexagonal screw | Iso4017 | M08x16 | 6 | |
| 13 | 000 236 170 0 | Hexagonal nut | Iso4032 | M8 | 6 | |
| 13 | 000 239 387 0 | Contact washer | | A 8 | 6 | |
| 14 | 000 234 953 0 | Flat head bolt | Din603 | m 8x 20x13 | 8 | |
| 14 | 000 238 132 0 | Securing nut | Iso7042 | M08 | 8 | |
| 14 | 000 239 387 0 | Contact washer | | A 8 | 8 | |
| 15 | 000 630 570 0 | Glide rail | | 52x8x444 | 2 | |



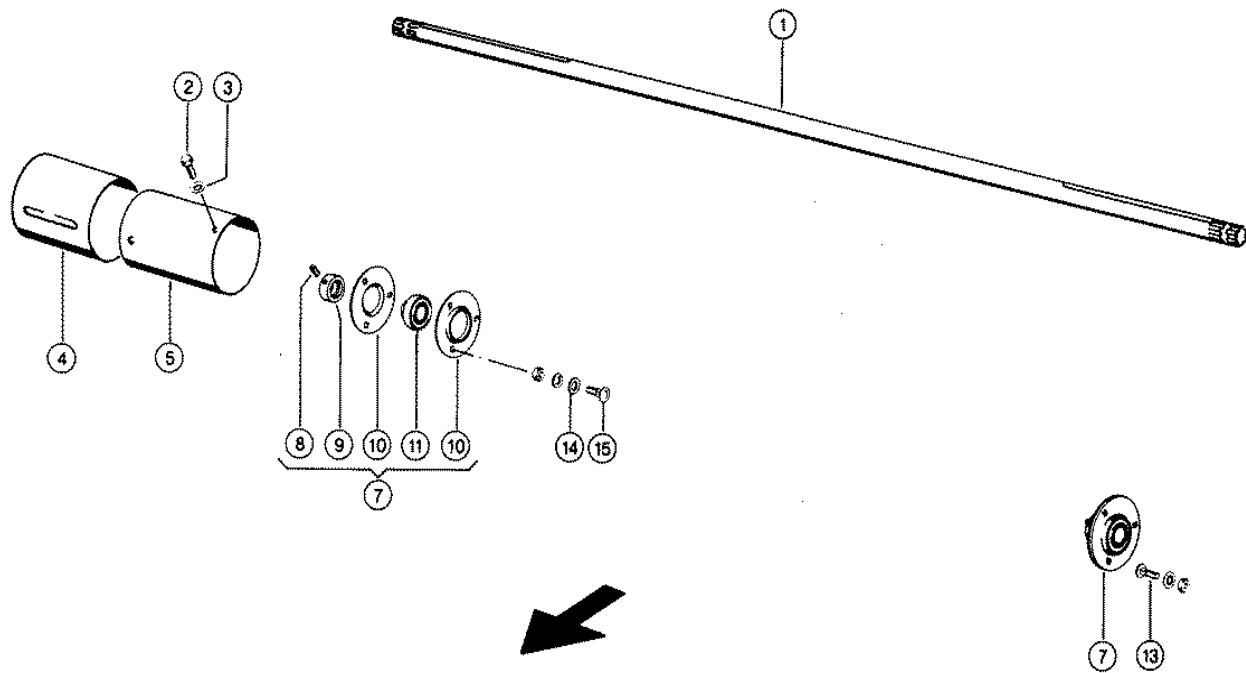
Characteristic: **FEEDER HOUSING**Illustration: **062**

| Pos. | Part-No. | Description | DIN | Dimension | Qty. | Remark |
|------|---------------|-------------------|----------|-----------------|------|----------------------------|
| 1 | 000 676 835 0 | Magnetic pick up | | | 1 | |
| 2 | 000 766 588 0 | Hexagonal nut | Iso8675 | M18x1,5-M=5 | 1 | |
| 3 | 000 647 760 0 | Cam wheel | | D 40 mm | 1 | |
| 4 | 000 236 325 0 | Threaded pin | Iso4029 | m 8x10 | 2 | |
| 5 | 000 213 825 0 | Threaded pin | Iso4029 | M10x1,25x8 | 2 | fine thread (m 10x1.25) |
| 5 | 000 236 552 0 | Threaded pin | Iso4029 | M10x 8 | 2 | standard thread (m 10x1.5) |
| 6 | 000 603 503 1 | Tension ring | | 40 | 1 | |
| 7 | 000 645 007 0 | Bearing unit ass. | | S | 2 | |
| 8 | 000 650 689 0 | GR.Convey.Shaft | | D50x1544 | 1 | |
| 9 | 000 650 869 0 | Sprocket | | 9z-38,4t | 3 | |
| 10 | 000 244 810 0 | Gib-head key | D6887 | 14x 9x 63 | 3 | |
| 11 | 000 215 147 0 | Countersunk bolt | Iso10642 | M12x 80 | 10 | |
| 11 | 000 236 172 0 | Hexagonal nut | Iso4032 | M12 | 10 | |
| 11 | 000 239 389 0 | Contact washer | | A12 | 10 | |
| 12 | 000 540 032 0 | Conveyor chain | | Mega/Vx 93 | 1 | |
| 13 | 000 237 947 0 | Securing nut | Iso7042 | M10 | 144 | |
| 14 | 000 650 863 2 | Conveyor bar R.H. | | 4x70x604 | 18 | |
| 15 | 000 540 034 0 | Conveyor chain | | 38,4t 107ro | 2 | |
| 16 | 000 237 382 0 | Hexagonal screw | Iso4017 | M10x20 | 120 | |
| 16 | 000 237 383 0 | Hexagonal screw | Iso4017 | M10x25 | 24 | |
| 17 | 000 540 033 0 | Conveyor chain | | 38,4t-107ro,mit | 1 | |
| 18 | 000 650 864 2 | Conveyor bar L.H. | | 4x70x604 | 18 | |
| 19 | 000 680 493 1 | Chain lock | | 38,4 Tlg Wl | N.B | |
| - | 000 003 053 0 | Lock wire | | 2,8x 62 | N.B | |
| 20 | 000 680 611 1 | Chain inner link | | 38,4 Tlg | N.B | |
| 21 | 000 680 584 1 | Chain Lock Bend. | | 38,4 Tlg | N.B | |
| 22 | 000 603 949 1 | Locking link | | 38,4 Bo-D.8,28 | N.B | |
| - | 000 003 053 0 | Lock wire | | 2,8x 62 | N.B | |
| 23 | 000 680 540 1 | Chain track end | | 38,4 T. 4 Ro. | N.B | |



Characteristic: **FEEDER HOUSING**Illustration: **063**

| Pos. | Part-No. | Description | DIN | Dimension | Qty. | Remark |
|------|---------------|-------------------|---------|---------------|------|----------|
| 1 | 000 235 083 0 | Split pin | I1234 | 3,2x 18 | 2 | |
| 2 | 000 653 793 1 | Compress.spring | | 2,8 X 15 X 75 | 2 | |
| 3 | 000 650 857 1 | Pin | | | 2 | |
| 4 | 000 680 577 4 | Pin | | D 35x70 | 2 | |
| 5 | 000 236 173 0 | Hexagonal nut | Iso4032 | M16 | 4 | |
| 6 | 000 680 523 3 | Chain tensioner | | | 2 | |
| 7 | 000 238 047 0 | Securing nut | Iso7042 | M16 | 2 | |
| 8 | 000 650 696 2 | Roller | | S | 1 | |
| 9 | 000 177 309 0 | Felt strip | Din6120 | 6x 7x1400 | 2 | 150 long |
| 10 | 000 650 704 0 | Supporting arm lh | | | 1 | |
| 10 | 000 650 708 0 | Supporting arm rh | | | 1 | |
| 11 | 000 238 322 0 | Grvd.ball bearing | | 6306-2rs* | 2 | |
| 12 | 000 235 163 0 | Circlip | D471 | 30x1,5 | 2 | |
| 13 | 000 603 516 0 | Dust cap | | | 2 | |
| 14 | 000 235 186 0 | Circlip | Din472 | 72x2,5 | 2 | |
| 15 | 000 650 554 2 | Rest | | 70x25x100 | 2 | |
| 16 | 000 235 679 2 | Tensioning pin | Iso8752 | 28 X 30-N | 2 | |
| 17 | 000 650 553 0 | Guide washer | | D45x12 | 2 | |
| 18 | 000 239 391 0 | Contact washer | | A16 | 2 | |
| 19 | 000 236 230 0 | Hexagonal screw | Iso4017 | M16x35 | 2 | |
| 20 | 000 234 281 0 | Washer | | 11 X 26 X2 | 4 | |



CLAAS SPARE PARTS LIST

05.09.2008

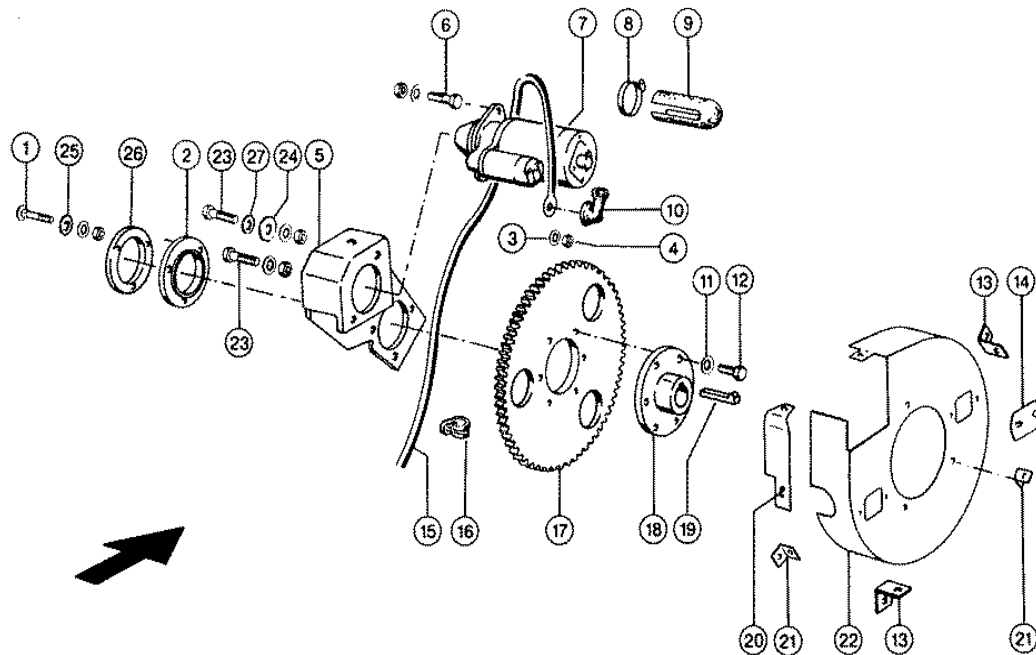
Sheet 1

DOMINATOR 98 VX

Characteristic: **FEEDER HOUSING**

Illustration: **064**

| Pos. | Part-No. | Description | DIN | Dimension | Qty. | Remark |
|------|---------------|-------------------|---------|-------------|------|----------------------------|
| 1 | 000 608 043 4 | Countershaft | | D 35x1933 | 1 | |
| 1 | 000 695 340 0 | Countershaft | | D35x1933 | 1 | at 6 row corn picker |
| 2 | 000 237 439 0 | Hexagonal screw | Iso4017 | M08x16 | 3 | |
| - | 000 238 949 0 | Wing screw | D316 | m 8x 16-C | 1 | |
| 3 | 000 239 387 0 | Contact washer | | A 8 | 4 | |
| 4 | 000 608 048 3 | Protective tube | | 1,5x120x480 | 1 | |
| 5 | 000 614 898 0 | Protective tube | | | 1 | |
| 7 | 000 616 065 0 | Flange bearing | | Pea 207 | 2 | |
| 8 | 000 213 824 0 | Threaded pin | Iso4029 | m 8x1x 8 | 2 | fine thread (m 8x1) |
| 8 | 000 236 325 0 | Threaded pin | Iso4029 | m 8x10 | 2 | standard thread (m 8x1.25) |
| 9 | 000 616 067 1 | Tension ring | | 35 | 2 | |
| 10 | 000 616 068 1 | Metal flange | | Rb Y 207 | 4 | |
| 11 | 000 616 066 0 | Lock collar bear. | | Yen 207 | 2 | |
| 13 | 000 236 510 0 | Flat head bolt | Din603 | M10x 20x12 | 6 | |
| 13 | 000 236 171 0 | Hexagonal nut | Iso4032 | M10 | 6 | |
| 13 | 000 239 388 0 | Contact washer | | A10 | 6 | |
| 14 | 000 644 449 0 | Washer | | V11x26x3 | 3 | |
| 15 | 000 236 519 0 | Flat head bolt | Din603 | M10x 45 | 3 | |
| 15 | 000 236 171 0 | Hexagonal nut | Iso4032 | M10 | 3 | |
| 15 | 000 239 388 0 | Contact washer | | A10 | 3 | |

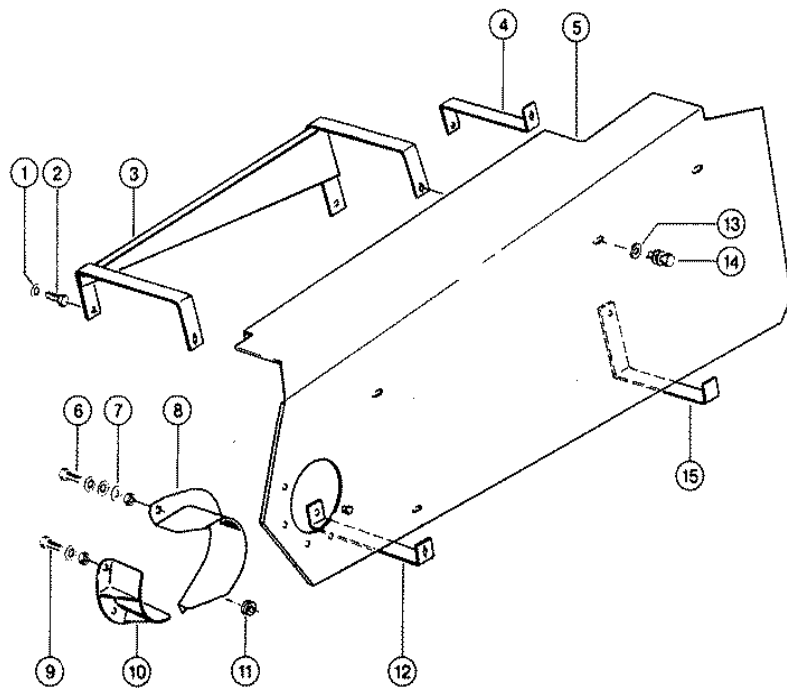


CLAAS SPARE PARTS LIST

Characteristic: **FEED RAKE AND INTAKE AUGER REVERSER**

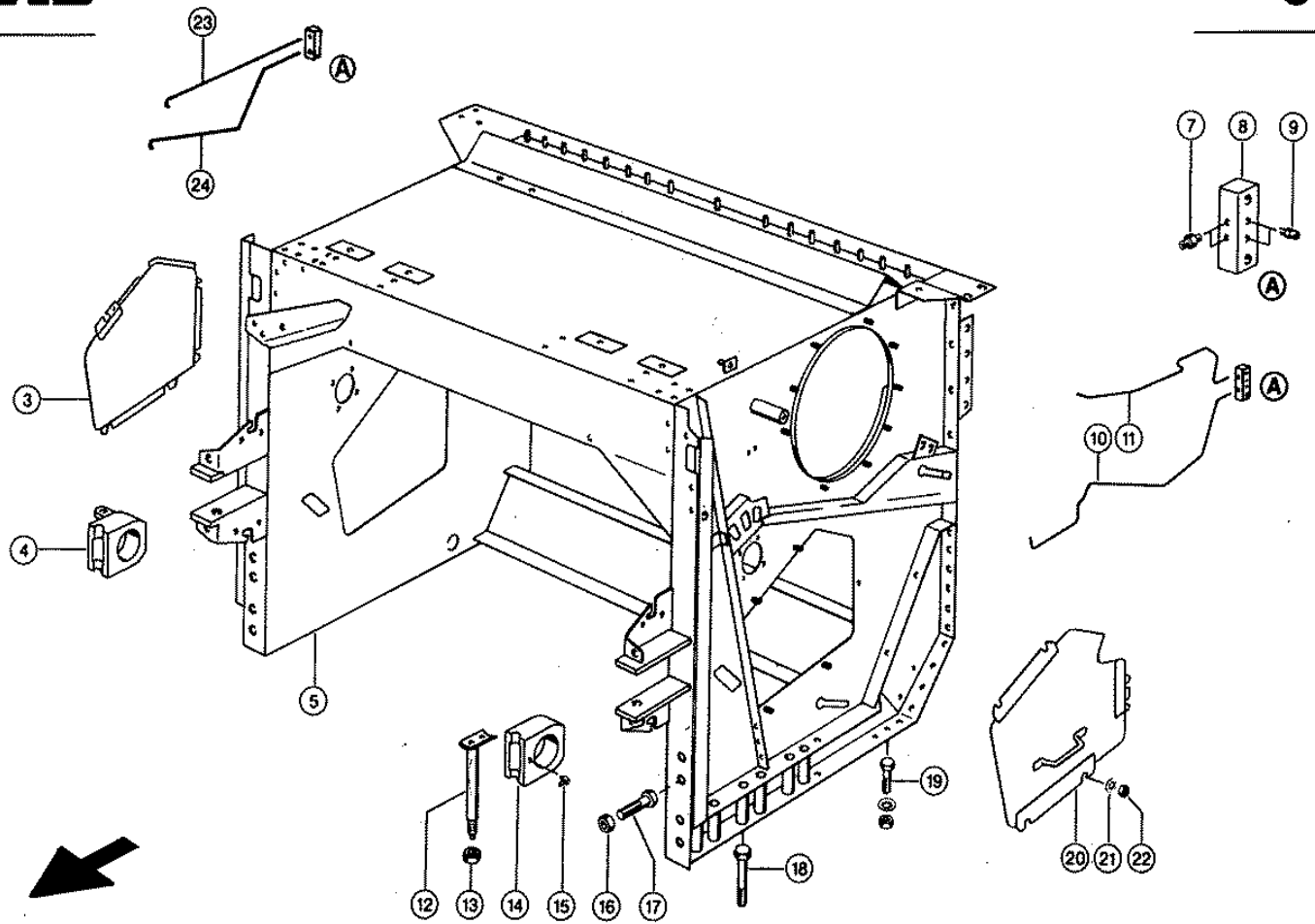
Illustration: **065**

| Pos. | Part-No. | Description | DIN | Dimension | Qty. | Remark |
|------|---------------|-------------------|---------|-----------------|------|-------------------|
| 1 | 000 236 519 0 | Flat head bolt | Din603 | M10x 45 | 3 | |
| 1 | 000 236 171 0 | Hexagonal nut | Iso4032 | M10 | 3 | |
| 1 | 000 239 388 0 | Contact washer | | A10 | 3 | |
| 2 | 000 603 488 0 | Flange ring | | | 1 | |
| 3 | 000 235 132 1 | Spring washer | | 8 | 1 | |
| 4 | 000 236 170 0 | Hexagonal nut | Iso4032 | M8 | 1 | |
| 5 | 000 644 205 1 | Basic plate | | | 1 | |
| 6 | 000 215 098 0 | Socket head screw | Iso4762 | M10x 40 | 2 | from No. 09308170 |
| 6 | 000 235 532 0 | Hexagonal screw | Iso4014 | M10x40 | 2 | to No. 09308169 |
| 6 | 000 236 171 0 | Hexagonal nut | Iso4032 | M10 | 2 | |
| 6 | 000 239 388 0 | Contact washer | | A10 | 2 | |
| 7 | 000 644 206 1 | Starter | | | 1 | |
| 8 | 000 239 241 2 | Hose clamp | D3017 | W.Ers.D.2392413 | 1 | |
| 9 | 000 644 227 1 | Rubber cover | | 100x210 | 1 | |
| 10 | 000 755 521 0 | Rubber cap | | | 1 | |
| 11 | 000 239 388 0 | Contact washer | | A10 | 6 | |
| 12 | 000 237 453 0 | Hexagonal screw | Iso4017 | M10x30 | 6 | |
| 13 | 000 818 404 2 | Stop | | 5x40x50x80 | 2 | |
| 14 | 000 608 129 0 | Cover | | 1x60x80 | 2 | |
| 15 | 000 010 818 0 | Battery cable + | | 70qmm 8530lg | 1 | |
| 16 | 000 215 226 0 | Pipe clamp | Din3016 | Ø1-21x20 | 13 | |
| 17 | 000 644 144 0 | Tooth wheel | | | 1 | |
| 18 | 000 603 486 2 | Hub | | | 1 | |
| 19 | 000 007 617 0 | Gib-head key | D6887 | 10x 8x 63 | 1 | |
| 20 | 000 608 108 0 | Support | | 2x55x213 | 1 | |
| 21 | 000 608 137 0 | Angle | | 3x20x60 | 3 | |
| 22 | 000 608 105 8 | Guard | | | 1 | |
| 23 | 000 235 534 1 | Hexagonal screw | Iso4014 | M10x50x29 | 2 | |
| 23 | 000 236 171 0 | Hexagonal nut | Iso4032 | M10 | 2 | |
| 23 | 000 239 388 0 | Contact washer | | A10 | 2 | |
| 24 | 000 233 573 0 | Washer | | 10,5x 40 X6 | 1 | |
| 25 | 000 644 449 0 | Washer | | V11x26x3 | 3 | |
| 26 | 000 676 042 1 | Flange | | D 120x4 | 1 | |
| 27 | 000 234 281 0 | Washer | | 11 X 26 X2 | 1 | from No. 09308170 |
| 27 | 000 234 281 0 | Washer | | 11 X 26 X2 | N.B | from No. 09308170 |
| 27 | 000 236 832 0 | Washer | | 10,5x 28,5x1 | N.B | from No. 09308170 |



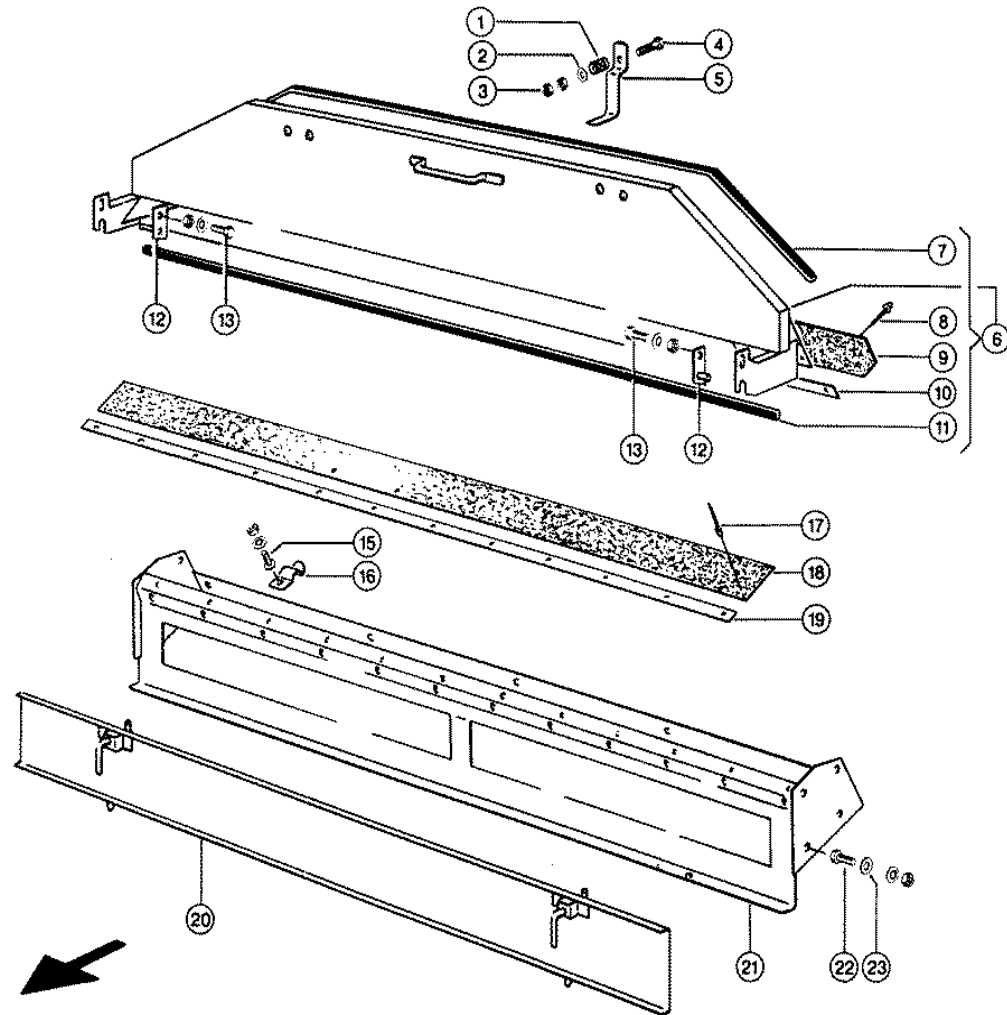
Characteristic: **PANELLING L. H. SIDE**Illustration: **066**

| Pos. | Part-No. | Description | DIN | Dimension | Qty. | Remark |
|------|---------------|-----------------|---------|----------------|------|--------|
| 1 | 000 239 387 0 | Contact washer | | A 8 | 7 | |
| 2 | 000 237 442 0 | Hexagonal screw | Iso4017 | M08x25 | 5 | |
| 3 | 000 615 947 1 | Cover plate | | | 1 | |
| 4 | 000 615 930 1 | Support | | | 1 | |
| 5 | 000 540 063 0 | Guard l.h. | | | 1 | |
| 6 | 000 236 200 0 | Hexagonal screw | Iso4017 | M08x20 | 1 | |
| 6 | 000 238 132 0 | Securing nut | Iso7042 | M08 | 1 | |
| 6 | 000 239 393 1 | Contact washer | | B 8 | 2 | |
| 7 | 000 238 166 1 | Washer | | 9,5x 17 X1,5 | 1 | |
| 8 | 000 663 577 1 | Cover | | | 1 | |
| 9 | 000 237 439 0 | Hexagonal screw | Iso4017 | M08x16 | 3 | |
| 9 | 000 236 170 0 | Hexagonal nut | Iso4032 | M8 | 3 | |
| 9 | 000 239 387 0 | Contact washer | | A 8 | 3 | |
| 10 | 000 630 572 0 | Guard | | | 1 | |
| 11 | 000 755 648 0 | Cable ring | | A 8x11x1 | 1 | |
| 12 | 000 615 933 0 | Support bottom | | | 1 | |
| 13 | 000 601 243 0 | Support washer | | 10,8x25x0,6 | 6 | |
| 14 | 000 606 163 0 | Locking pin | | 7,74- 8,49kl-L | 6 | |
| 15 | 000 540 059 0 | Bracket | | 40x6x280 | 1 | |



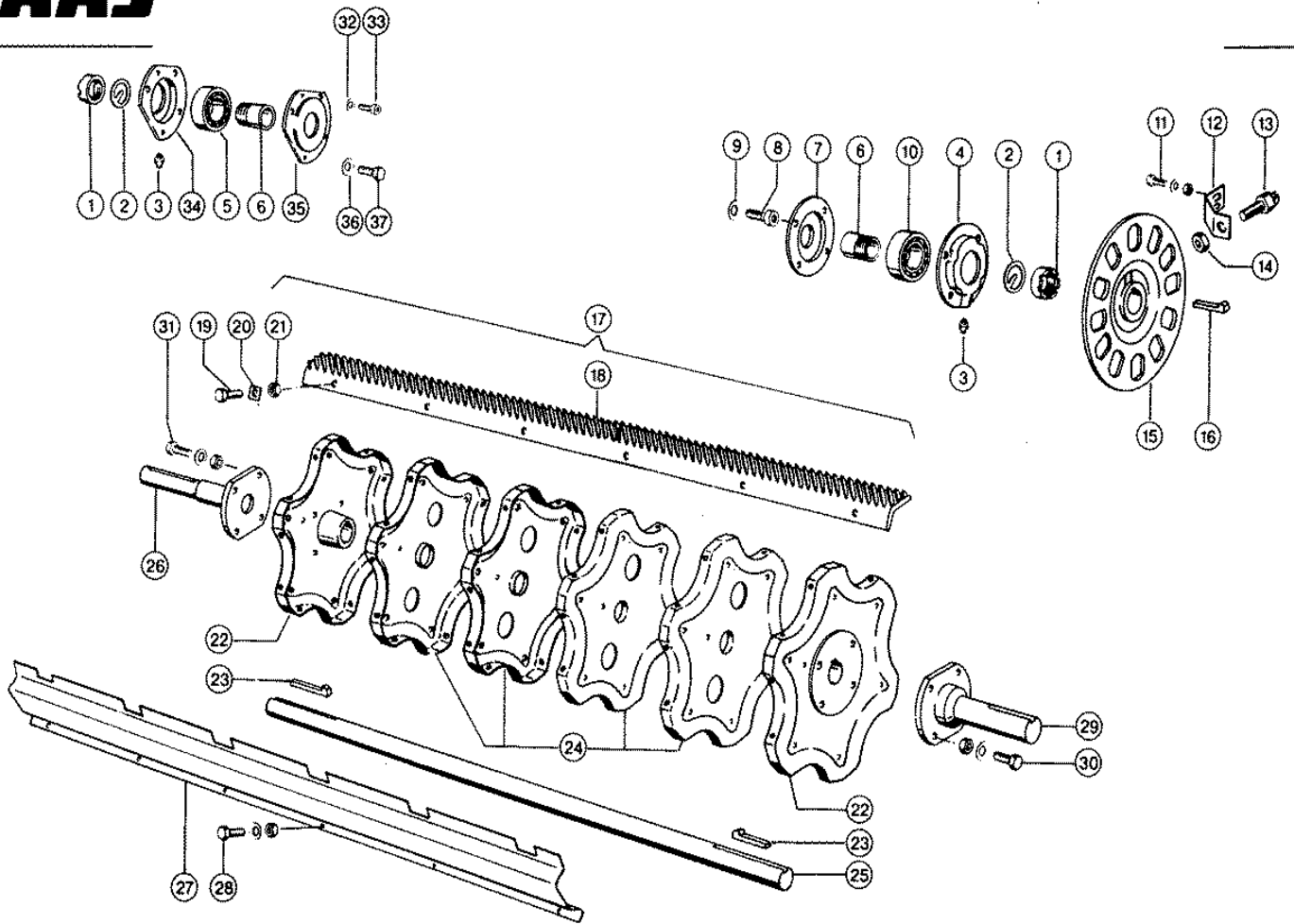
Characteristic: **DRUM HOUSE**Illustration: **067**

| Pos. | Part-No. | Description | DIN | Dimension | Qty. | Remark |
|------|---------------|-------------------|---------|---------------|------|--------------------|
| 3 | 000 605 217 1 | Cover r.h. | | | 1 | |
| 4 | 000 647 865 1 | Bearing Shell R.H | | | 1 | |
| 5 | 000 541 218 0 | Drum housing | | | 1 | |
| 7 | 000 233 330 0 | Screw-in union | Din3900 | LI 4-M8x1 Keg | 4 | |
| 8 | 000 687 316 0 | Grease block | | | 2 | |
| 9 | 000 179 838 0 | Grease nipple | Din714 | 12 m 8x1 | 2 | |
| 10 | 000 687 314 0 | Grease pipe | | | 1 | for threshing drum |
| 11 | 000 687 312 0 | Grease pipe | | | 1 | for impeller |
| 12 | 000 647 866 0 | Pin | | | 2 | |
| 13 | 000 233 551 0 | Securing nut | Iso7042 | M20 | 2 | |
| 14 | 000 647 864 1 | Bearing shell l.h | | | 1 | |
| 15 | 000 236 944 0 | Grease nipple | Din714 | 12S 6x1 | 2 | |
| 16 | 000 215 008 0 | Securing nut | Iso1051 | M20x1,5 | 8 | |
| 17 | 000 238 304 0 | Hexagonal screw | Iso8676 | M20x1,5x 50 | 8 | |
| 18 | 000 239 328 0 | Hexagonal screw | Iso4014 | M20x130 | 10 | |
| 18 | 000 233 551 0 | Securing nut | Iso7042 | M20 | 10 | |
| 19 | 000 235 553 0 | Hexagonal screw | Iso4014 | M12x45 | 6 | |
| 19 | 000 236 172 0 | Hexagonal nut | Iso4032 | M12 | 6 | |
| 19 | 000 239 389 0 | Contact washer | | A12 | 6 | |
| 20 | 000 682 893 0 | Cover l.h. | | | 1 | |
| 21 | 000 239 387 0 | Contact washer | | A 8 | 8 | |
| 22 | 000 236 170 0 | Hexagonal nut | Iso4032 | M8 | 8 | |
| 23 | 000 644 436 0 | Grease pipe | | Wendetrommel | 1 | for impeller |
| 24 | 000 644 434 0 | Grease pipe | | Dreschtrommel | 1 | for threshing drum |



Characteristic: **DRUM INSPECTION COVER, STONE TRAP**Illustration: **068**

| Pos. | Part-No. | Description | DIN | Dimension | Qty. | Remark |
|------|---------------|------------------|----------|--------------|------|-----------|
| 1 | 000 002 155 0 | Compress.spring | | 2 X 11 X 21 | 2 | |
| 2 | 000 236 912 2 | Washer | Din125 | 8,4 | 2 | |
| 3 | 000 236 170 0 | Hexagonal nut | Iso4032 | M8 | 4 | |
| 4 | 000 238 125 0 | Hexagonal screw | Iso4017 | m 8x40 | 2 | |
| 5 | 000 605 207 0 | Lock | | 20x5x180 | 2 | |
| 6 | 000 618 502 0 | Drum cover | | | 1 | |
| 7 | 000 200 909 0 | Seal strip | | | N.B | 1560 long |
| 8 | 000 237 853 0 | Rivet | D7337 | A 4,8x10 | 11 | |
| 9 | 000 609 641 0 | Sealing tape | | 3 X 60x1316 | 1 | |
| 10 | 000 600 686 1 | Clamp strip | | 2x20x1284 | 1 | |
| 11 | 000 200 909 0 | Seal strip | | | N.B | 1305 long |
| 12 | 000 735 634 0 | Supporting strap | | | 2 | |
| 13 | 000 237 439 0 | Hexagonal screw | Iso4017 | M08x16 | 2 | |
| 13 | 000 236 170 0 | Hexagonal nut | Iso4032 | M8 | 2 | |
| 13 | 000 239 387 0 | Contact washer | | A 8 | 2 | |
| 15 | 000 610 097 1 | Flat head bolt | | m 8x 16 | 3 | |
| 15 | 000 236 170 0 | Hexagonal nut | Iso4032 | M8 | 3 | |
| 15 | 000 239 387 0 | Contact washer | | A 8 | 3 | |
| 16 | 000 061 452 0 | Clamp spring | | | 3 | |
| 17 | 000 237 950 1 | Rivet | Iso16584 | 8x12 | 11 | |
| 18 | 000 646 880 0 | Sealing tape | | 3 X 45x1300 | 1 | |
| 19 | 000 600 686 1 | Clamp strip | | 2x20x1284 | 1 | |
| 20 | 000 600 693 3 | Cover | | | 1 | |
| 21 | 000 646 877 0 | Stone trough | | | 1 | |
| 22 | 000 237 383 0 | Hexagonal screw | Iso4017 | M10x25 | 4 | |
| 22 | 000 237 453 0 | Hexagonal screw | Iso4017 | M10x30 | 4 | |
| 22 | 000 236 171 0 | Hexagonal nut | Iso4032 | M10 | 8 | |
| 22 | 000 239 388 0 | Contact washer | | A10 | 8 | |
| 23 | 000 236 832 0 | Washer | | 10,5x 28,5x1 | 4 | |



Characteristic: **THRESHING DRUM / AM.CYLINDER**

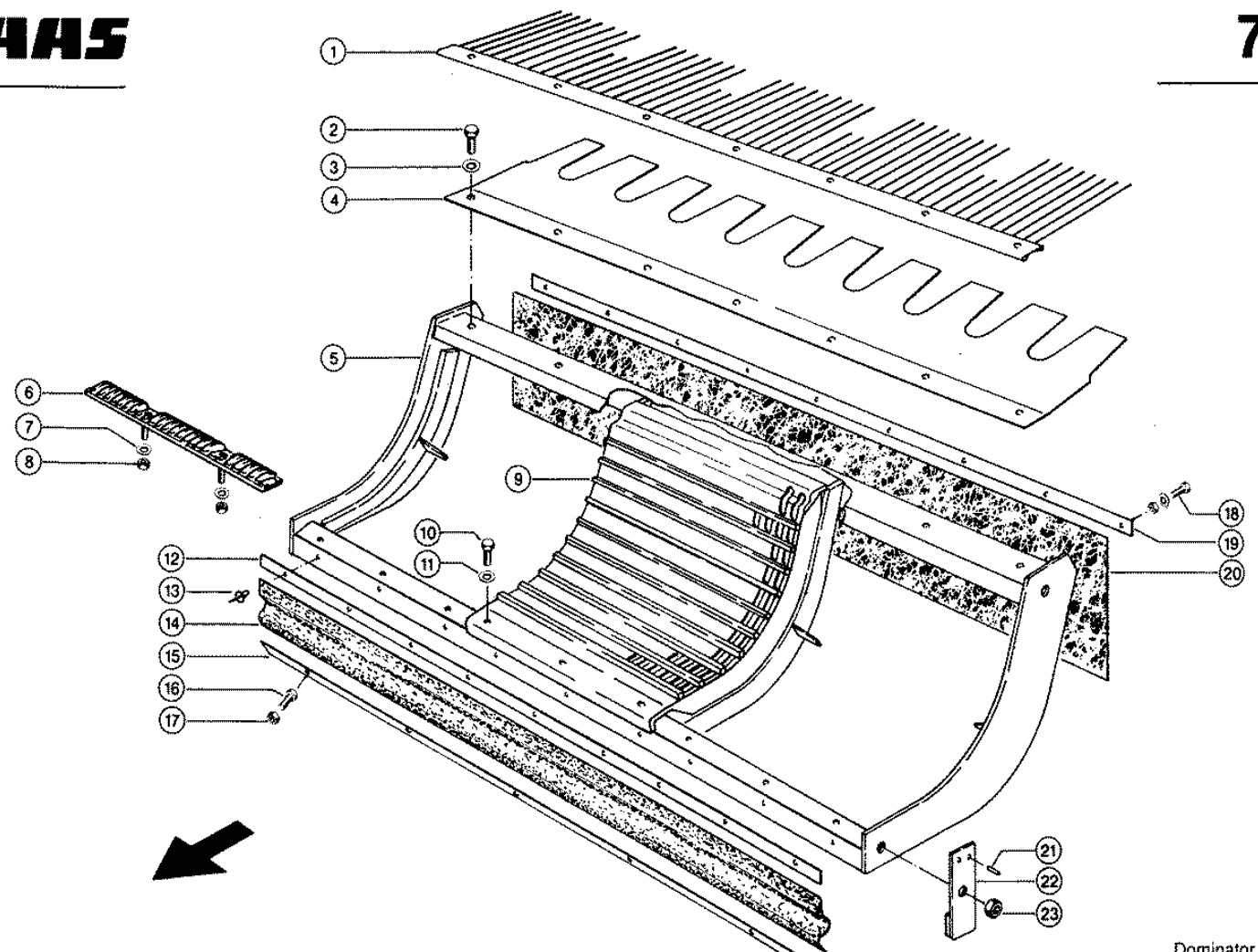
Illustration: **069**

| Pos. | Part-No. | Description | DIN | Dimension | Qty. | Remark |
|------|---------------|-------------------|---------|----------------|------|----------------------------|
| 1 | 000 610 359 1 | Slotted nut | | m 50x1,5 | 2 | (1) |
| 1 | 000 642 366 0 | Slotted nut | | m 55x2 | 1 | at stepped drive |
| | | | | | | see illustration plate 136 |
| 2 | 000 610 338 0 | Locking plate | D | 50 | 2 | (1) |
| 2 | 000 642 367 1 | Locking plate | | 55 | 1 | at stepped drive |
| | | | | | | see illustration plate 136 |
| 3 | 000 233 330 0 | Screw-in union | Din3900 | LI 4-M8x1 Keg | 1 | |
| 4 | 000 687 307 0 | Bearing shell | | | 1 | (2) |
| - | 000 177 309 0 | Felt strip | Din6120 | 36x 7x1400 | N.B | 220 long |
| 5 | 000 239 123 0 | Spheric.roll.bear | D635 | 20210 Ktn9/C3 | 1 | not at stepped drive |
| 5 | 000 215 492 0 | Spheric.roll.bear | 635 | 20211 K Tn9 C3 | 1 | at stepped drive |
| | | | | | | see illustration plate 136 |
| 6 | 000 235 882 0 | Taper lock sleeve | D5415 | H 210 O.m.U.S. | 2 | (1) |
| 6 | 000 215 493 0 | Taper lock sleeve | D5415 | H 211 O.m.U.S. | 1 | at stepped drive |
| | | | | | | see illustration plate 136 |
| 7 | 000 673 685 0 | Centering shell | | | 1 | (2) |
| - | 000 177 309 0 | Felt strip | Din6120 | 36x 7x1400 | N.B | 160 long |
| 8 | 000 238 243 1 | Socket head screw | Din7984 | M12x 35 | 4 | (8) |
| 9 | 000 235 134 1 | Spring washer | | 12 | 8 | (8) |
| 10 | 000 237 496 0 | S.al.ball bearing | Din630 | 1210 K/C3 | 1 | |
| 11 | 000 236 200 0 | Hexagonal screw | Iso4017 | M08x20 | 2 | |
| 11 | 000 236 170 0 | Hexagonal nut | Iso4032 | M8 | 2 | |
| 11 | 000 239 387 0 | Contact washer | | A 8 | 2 | |
| 12 | 000 647 862 0 | Angle | | 4x40x102 | 1 | |
| 13 | 000 676 835 0 | Magnetic pick up | | | 1 | |
| 14 | 000 766 588 0 | Hexagonal nut | Iso8675 | M18x1,5-M=5 | 2 | |
| 15 | 000 647 859 0 | De-reeler | | | 1 | |
| 16 | 000 007 633 0 | Gib-head key | D6887 | 14x 9x 56 | 1 | |
| 17 | 000 600 735 3 | Threshing drum | | S | 1 | |
| 18 | 000 177 532 0 | Beater bar Set | | 1305 Lg S | 3 | |
| 19 | 000 237 461 0 | Hexagonal screw | Iso4017 | M12x30 | 36 | |
| 20 | 000 653 268 0 | Square disk | | 12,5x21x3 | 36 | |
| 21 | 000 238 234 0 | Securing nut | Iso7042 | M12 | 36 | |
| 22 | 000 600 471 1 | Drum cover | | | 1 | left |
| 22 | 000 618 522 0 | Drum bottom | | | 1 | right |
| 23 | 000 007 633 0 | Gib-head key | D6887 | 14x 9x 56 | 2 | |
| 24 | 000 600 104 0 | Drum cover | | | 4 | |
| 25 | 000 600 414 0 | Drum Shaft | | D45x1164-1 | 1 | |
| 26 | 000 600 410 3 | Trunnion r.h. | | | 1 | not at stepped drive |
| 26 | 000 661 200 1 | Flange shaft | | D 150x240 | 1 | at stepped drive |
| | | | | | | see illustration plate 136 |
| 27 | 000 646 819 1 | Cover plates | | 1300 L. | 2 | (1) for corn thresher |
| 27 | 000 646 822 0 | Cover strip | | 1300 L. | 1 | for c.c.m. |
| 27 | 000 646 819 1 | Cover plates | | 1300 L. | 1 | for c.c.m. |
| 27 | 000 662 886 0 | Drum Cover Plate | | | 1 | at Multi-Crop corn |
| 27 | 000 646 819 1 | Cover plates | | 1300 L. | 1 | at Multi-Crop c.c.m. |
| 27 | 000 646 822 0 | Cover strip | | 1300 L. | 1 | at Multi-Crop c.c.m. |
| 28 | 000 237 458 0 | Hexagonal screw | Iso4017 | M12x20 | 36 | |
| 28 | 000 236 172 0 | Hexagonal nut | Iso4032 | M12 | 36 | |
| 28 | 000 239 389 0 | Contact washer | | A12 | 36 | |
| 29 | 000 647 858 1 | Trunnion l.h. | | | 1 | |
| 30 | 000 236 328 0 | Hexagonal screw | Iso4017 | M14x45 | 8 | |
| 30 | 000 235 601 0 | Hexagonal nut | Iso4032 | M14 | 8 | |
| 30 | 000 239 390 0 | Contact washer | | A14 | 8 | |

Characteristic: **THRESHING DRUM / AM.CYLINDER**

Illustration: **069**

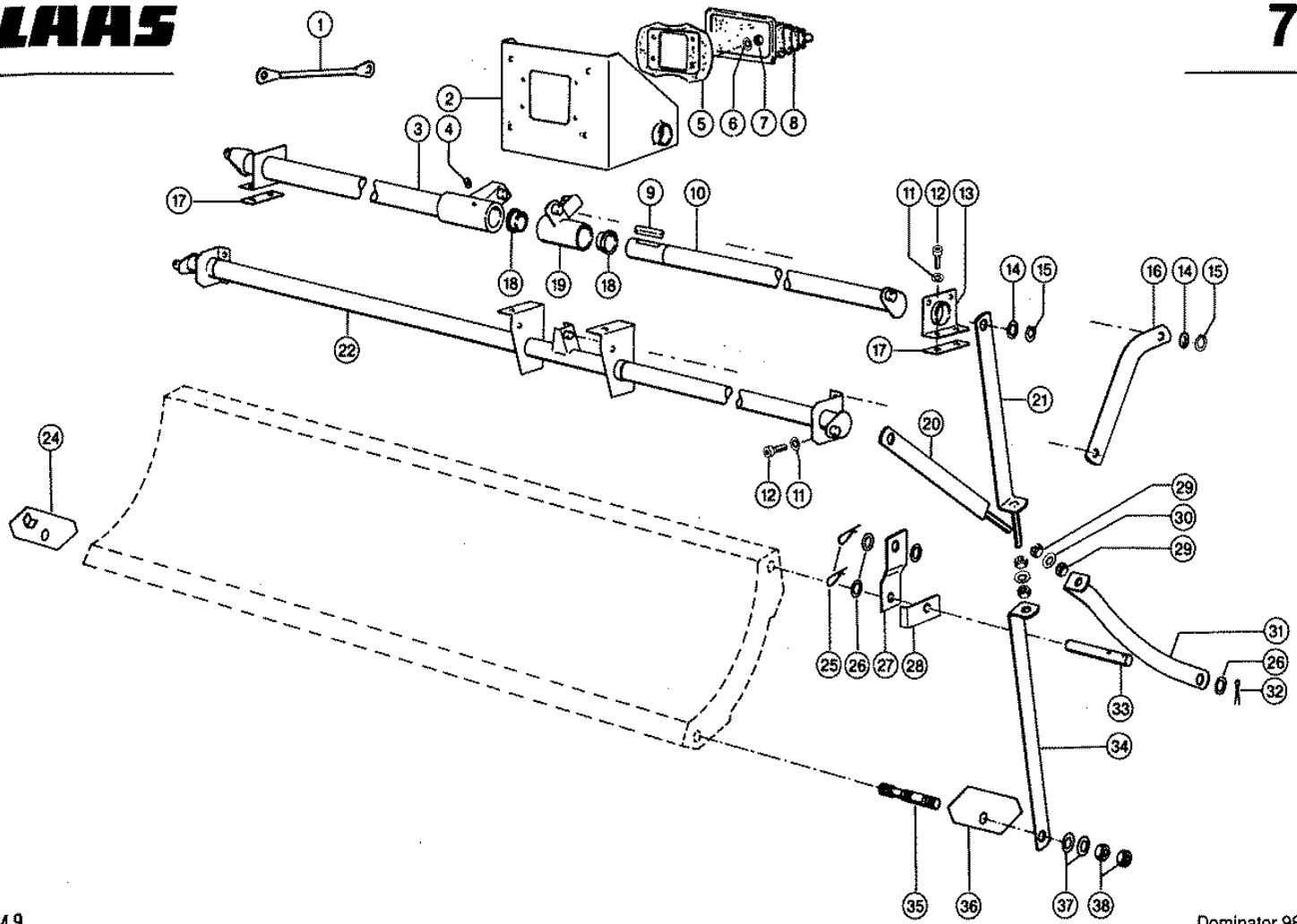
| Pos. | Part-No. | Description | DIN | Dimension | Qty. | Remark |
|------|---------------|-------------------|---------|---------------|------|----------------------------|
| 31 | 000 238 068 0 | Hexagonal screw | Iso4014 | M14x50 | 4 | |
| 31 | 000 235 601 0 | Hexagonal nut | Iso4032 | M14 | 4 | |
| 31 | 000 236 496 1 | Safety ring | | 14 | 6 | |
| 32 | 000 236 431 1 | Circlip | | 8 | 1 | |
| 33 | 000 236 987 0 | Socket head screw | Iso4762 | m 8x 20 | 1 | |
| 34 | 000 644 416 0 | Bearing shell | | | 1 | not at stepped drive |
| 34 | 000 628 726 0 | Bearing shell | | | 1 | at stepped drive |
| | | | | | | see illustration plate 136 |
| - | 000 177 309 0 | Felt strip | Din6120 | 35x 7x1400 | N.B | 220 long |
| 35 | 000 644 415 0 | Bearing shell | | D 214x38 | 1 | not at stepped drive |
| 35 | 000 628 725 0 | Bearing shell | | D 214x38 | 1 | at stepped drive |
| | | | | | | see illustration plate 136 |
| - | 000 215 320 0 | Felt ring | D5419 | 57x45xd.X5 mm | 1 | |
| 36 | 000 239 389 0 | Contact washer | | A12 | 4 | |
| 37 | 000 236 056 0 | Hexagonal screw | Iso4017 | M12x25 | 4 | |



Characteristic: **MULTI - CROP THRESHING CONCAVE**

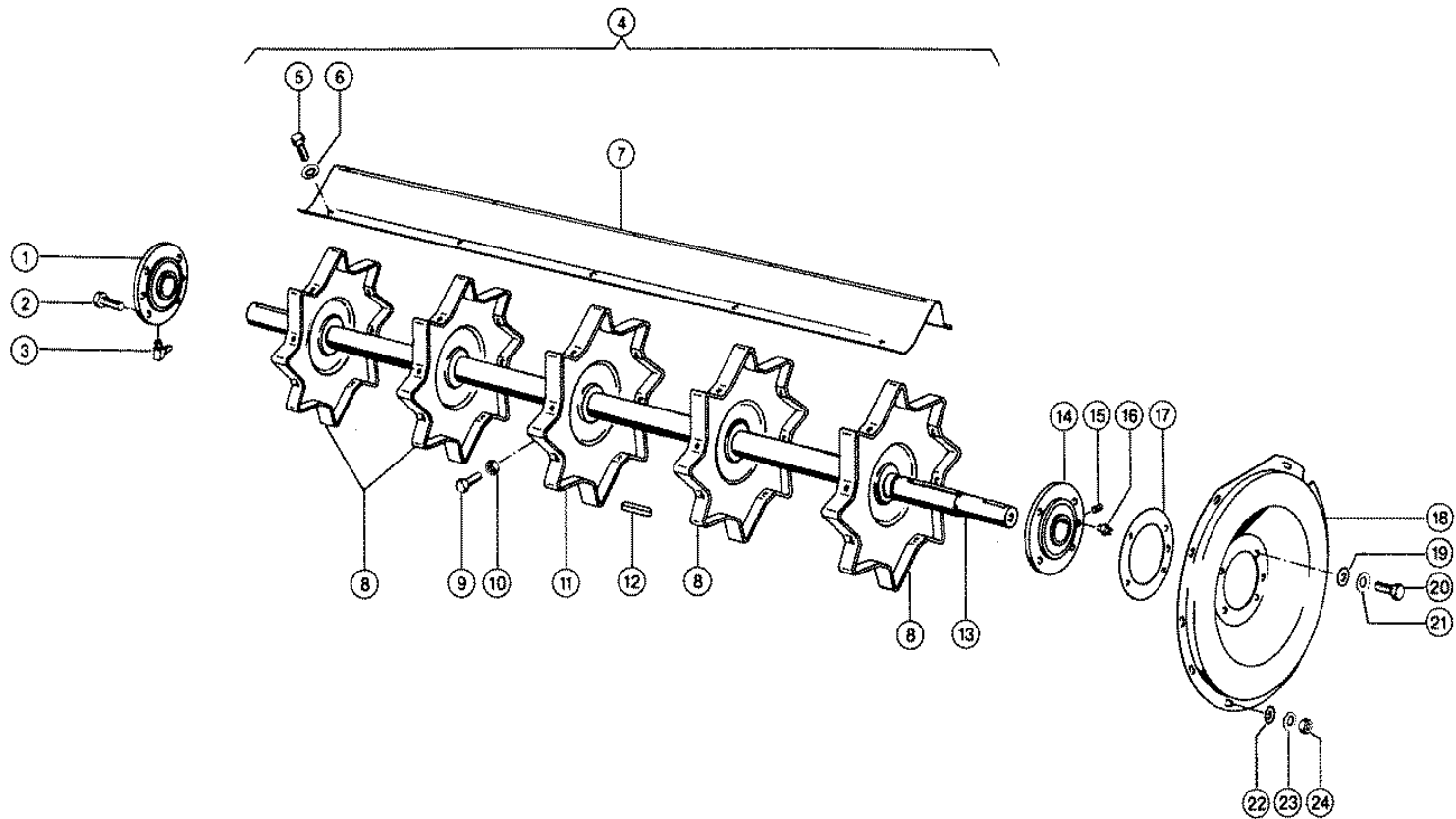
Illustration: **070**

| Pos. | Part-No. | Description | DIN | Dimension | Qty. | Remark |
|------|---------------|-------------------|---------|---------------|------|-----------------|
| 1 | 000 639 621 2 | Concav.grate ass. | | S | 1 | only at grain |
| 2 | 000 236 056 0 | Hexagonal screw | Iso4017 | M12x25 | 7 | |
| 3 | 000 239 389 0 | Contact washer | | A12 | 7 | |
| 4 | 000 662 860 2 | Concave exit plat | | 4x274x1276 | 1 | at corn / grain |
| 5 | 000 662 847 1 | Concave frame | | | 1 | |
| 6 | 000 662 878 0 | Insert bar | | | 3 | |
| 6 | 000 662 879 0 | Insert bar | | | 3 | |
| 7 | 000 237 957 0 | Washer | | 8,5x30x3 | 6 | |
| 8 | 000 238 132 0 | Securing nut | Iso7042 | M08 | 6 | |
| 9 | 000 662 815 0 | Concave segment | | 10x38 | 3 | at grain |
| 9 | 000 756 070 0 | Concave segment | | 430.5 Breit | 3 | at grain |
| | | | | | | wire basket |
| - | 000 755 229 0 | Concave wire | | D3.4x420 | N.B | |
| - | 000 756 076 0 | Angle | 1543 | 4x110.3x430,5 | 1 | 430.5 long |
| - | 000 662 817 0 | Concave segment | | 19x40 | 3 | at corn |
| 10 | 000 663 426 1 | Hexagonal screw | Iso4017 | M10x40-Ld | 6 | |
| 11 | 000 239 388 0 | Contact washer | | A10 | 6 | |
| 12 | 000 684 145 1 | Clamp strip | | 20x2x1270 | 1 | |
| 13 | 000 215 238 0 | Rivet | D7337 | A 4,8x16 | 9 | |
| 14 | 000 662 857 1 | Gasket | | 2x103x1300 | 1 | |
| 15 | 000 662 858 0 | Clamp strip | | 2x20x1290 | 1 | |
| 16 | 000 236 200 0 | Hexagonal screw | Iso4017 | M08x20 | 5 | |
| 17 | 000 238 132 0 | Securing nut | Iso7042 | M08 | 5 | |
| 18 | 000 238 094 0 | Hexagonal screw | Iso4017 | M06x25 | 9 | |
| 18 | 000 237 983 0 | Securing nut | Iso7042 | M06 | 9 | |
| 18 | 000 239 386 0 | Contact washer | | A 6 | 9 | |
| 19 | 000 662 856 0 | Clamp strip | | 2x20x1290 | 1 | |
| 20 | 000 670 256 0 | Deflector canvas | | 3x265x1280 | 1 | |
| 21 | 000 235 631 0 | Tensioning pin | Iso8752 | 4 X 16 | 4 | at corn |
| 22 | 000 642 879 1 | Clamping piece | | | 2 | at corn |
| 23 | 000 233 551 0 | Securing nut | Iso7042 | M20 | 2 | at corn |



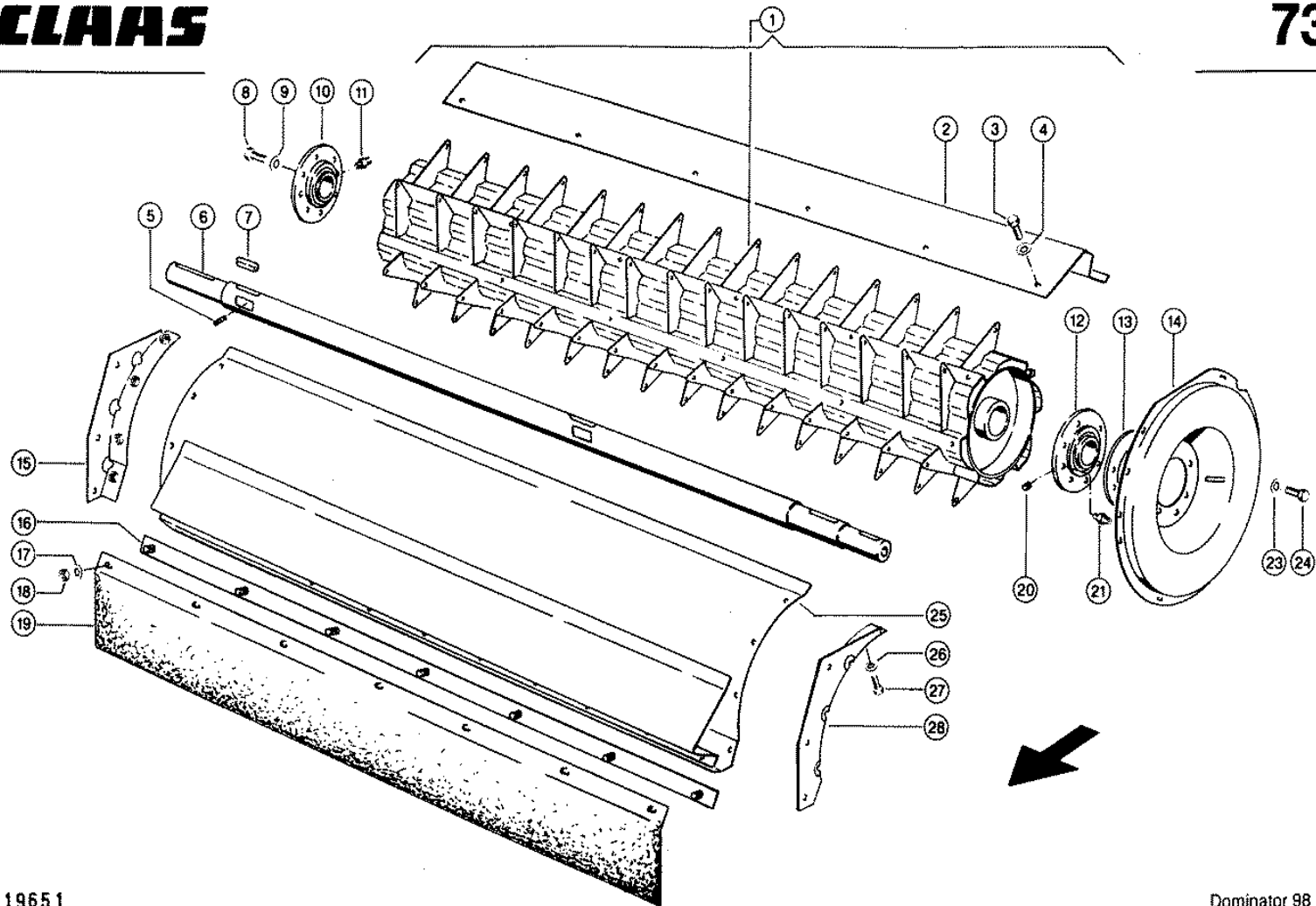
Characteristic: **CONCAVE ADJUSTMENT**Illustration: **071**

| Pos. | Part-No. | Description | DIN | Dimension | Qty. | Remark |
|------|---------------|-------------------|---------|-----------------|------|-------------|
| 1 | 000 623 667 1 | Draw bar | | D15x | 2 | |
| 2 | 000 541 026 0 | Console | | | 1 | |
| 3 | 000 541 043 0 | Conc.adjustm.tube | | rechts | 1 | right |
| 4 | 000 236 325 0 | Threaded pin | Iso4029 | m 8x10 | 1 | |
| 5 | 000 541 041 0 | Reception | | 145x115,7 | 1 | |
| 6 | 000 235 131 1 | Spring washer | | 6 | 4 | |
| 7 | 000 236 169 0 | Hexagonal nut | Iso4032 | M6 | 4 | |
| 8 | 000 541 040 0 | Collar | | | 1 | |
| 9 | 000 238 391 0 | Parallel key | D6885 | A 10x 8x 65 | 1 | |
| 10 | 000 541 044 0 | Conc.adjustm.tube | | | 1 | left |
| 11 | 000 235 133 1 | Spring washer | | 10 | 8 | |
| 12 | 000 242 241 0 | Socket head screw | Iso4762 | M10x 35 | 8 | |
| 13 | 000 541 076 0 | Bearing | | 4x80x95 | 1 | |
| 14 | 000 236 354 0 | Shims | | 18,5x 27 X0,5 | 5 | |
| 15 | 000 235 154 0 | Circlip | D471 | 18x1,2 | 5 | |
| 16 | 000 541 029 0 | Draw bar | | Bl.8x185,4x51,1 | 1 | |
| 17 | 000 605 786 0 | Plate | | 30x10x80 | 2 | |
| 18 | 000 008 560 0 | Bushing | | 35 X 39 X22 | 2 | |
| 19 | 000 541 020 0 | Bearing tube | | hinten | 1 | to the rear |
| 20 | 000 600 344 1 | Draw bar | | | 2 | |
| 21 | 000 600 342 3 | Draw bar | | | 2 | |
| 22 | 000 541 042 0 | Adjusting tube | | Geschw. | 1 | lowered |
| 24 | 000 609 731 2 | Locking Plate R.H | | 1,5x90x188 | 1 | |
| 25 | 000 500 154 0 | Spring clip | | 3 X 48 | 4 | |
| 26 | 000 234 318 0 | Washer | | 21 X 30 X2 | 10 | |
| 27 | 000 662 843 0 | Support | | 40x8x136,3 | 2 | |
| 28 | 000 662 855 0 | Sealing plate | | 1,5x50x120 | 2 | |
| 29 | 000 236 173 0 | Hexagonal nut | Iso4032 | M16 | 8 | |
| 30 | 000 239 391 0 | Contact washer | | A16 | 8 | |
| 31 | 000 600 348 3 | Draw bar | | 35x10x544 | 1 | left side |
| 31 | 000 600 347 2 | Draw bar | | 35x10x564 | 1 | right side |
| 32 | 000 236 929 0 | Split pin | I1234 | 4 X 32 | 4 | |
| 33 | 000 601 762 1 | Pin | | D20x145 | 2 | |
| 34 | 000 600 347 2 | Draw bar | | 35x10x564 | 2 | |
| 35 | 000 605 890 1 | Threaded bolt | | D20x125 | 2 | |
| 36 | 000 609 730 2 | Locking Plate L.H | | 1,5x90x188 | 1 | |
| 37 | 000 237 868 0 | Plate spring | D2093 | B 40 Gr2 | 4 | |
| 38 | 000 237 521 0 | Hexagonal nut | Iso4032 | M20 | 4 | |



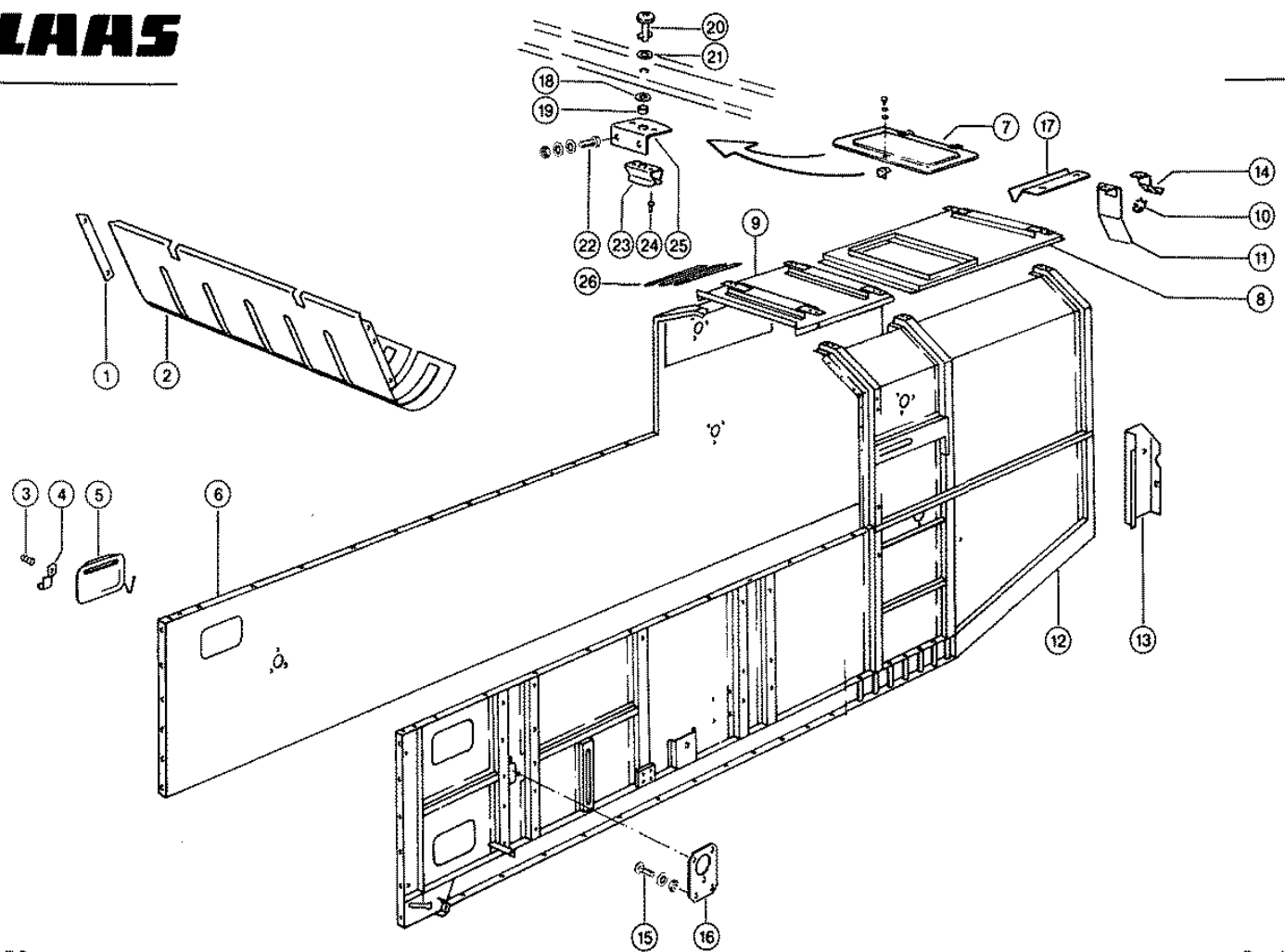
Characteristic: **IMPELLER DRUM**Illustration: **072**

| Pos. | Part-No. | Description | DIN | Dimension | Qty. | Remark |
|------|---------------|-----------------|---------|----------------|------|--------|
| 1 | 000 687 349 0 | Bearing unit | | 45 | 1 | |
| 2 | 000 239 160 0 | Hexagonal screw | Iso4017 | M12x35-Mkl | 4 | |
| 3 | 000 211 184 0 | Angle union | D3903 | Ll4m | 1 | |
| 4 | 000 617 997 0 | Impeller drum | | S | 1 | |
| 5 | 000 237 382 0 | Hexagonal screw | Iso4017 | M10x20 | 40 | |
| 6 | 000 239 388 0 | Contact washer | | A10 | 40 | |
| 7 | 000 608 549 1 | Impeller plate | | 2x207x1320 | 8 | |
| 8 | 000 617 601 0 | Drum bottom | | Bo 48 | 4 | |
| 9 | 000 237 454 0 | Hexagonal screw | Iso4017 | M10x30-Cp-Sw13 | 1 | |
| 10 | 000 237 786 0 | Hexagonal nut | Iso4035 | M10 | 1 | |
| 11 | 000 617 865 0 | Drum bottom | | Bo 48 | 1 | |
| 12 | 000 670 975 0 | Parallel key | D6885 | A 14x 9x 50 | 1 | |
| 13 | 000 600 378 2 | Impeller shaft | | D 48x1619 | 1 | |
| 14 | 000 687 301 1 | Bearing Unit Lh | | 45 | 1 | |
| 15 | 000 239 213 0 | Screw plug | D906 | m 8x1 | 1 | |
| 16 | 000 233 330 0 | Screw-in union | Din3901 | Ll 4-M8x1 Keg | 1 | |
| 17 | 000 629 646 2 | Balance ring | | 2xd150 | N.B | |
| 17 | 000 688 481 2 | Balance ring | | 0,75xd150 | N.B | |
| 18 | 000 687 323 0 | Cover l.h. | | 3x500x500 | 1 | |
| 19 | 000 235 124 2 | Washer | Iso7089 | 13 | 4 | |
| 20 | 000 236 056 0 | Hexagonal screw | Iso4017 | M12x25 | 4 | |
| 21 | 000 239 389 0 | Contact washer | | A12 | 4 | |
| 22 | 000 236 913 2 | Washer | Din125 | 10,50 | 6 | |
| 23 | 000 239 388 0 | Contact washer | | A10 | 6 | |
| 24 | 000 236 171 0 | Hexagonal nut | Iso4032 | M10 | 6 | |



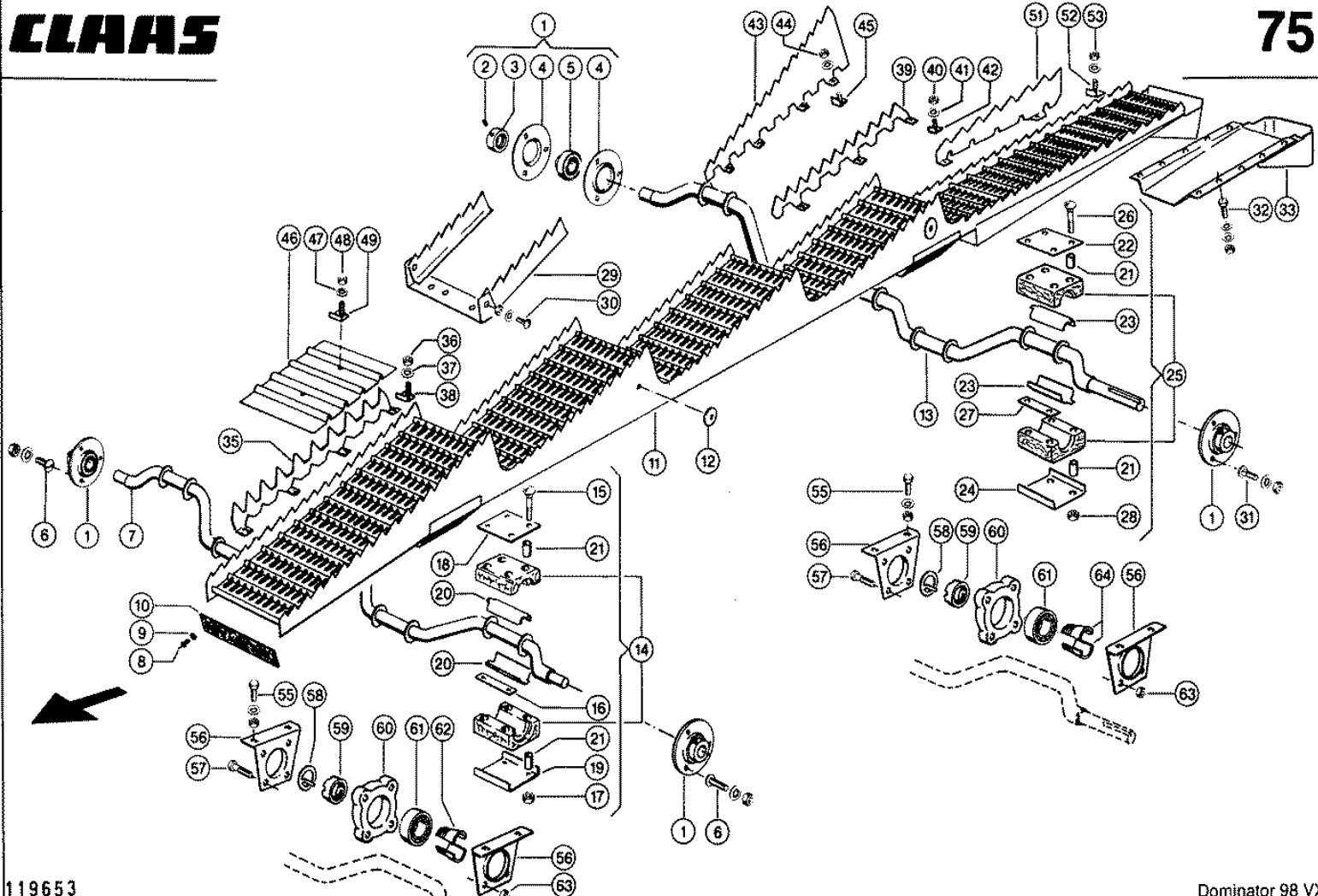
Characteristic: **IMPELLER - SPECIAL**Illustration: **073**

| Pos. | Part-No. | Description | DIN | Dimension | Qty. | Remark |
|------|---------------|-------------------|---------|---------------|------|--------|
| 1 | 000 662 782 0 | Impeller drum | | | 1 | |
| 2 | 000 662 792 0 | Cover plate | | 2x261,1x1290 | 6 | |
| 3 | 000 237 382 0 | Hexagonal screw | Iso4017 | M10x20 | 30 | |
| 4 | 000 239 388 0 | Contact washer | | A10 | 30 | |
| 5 | 000 238 375 0 | Threaded pin | Iso4029 | M10x16 | 1 | |
| 6 | 000 693 314 2 | Impeller shaft | | 1619 Lg | 1 | |
| 7 | 000 670 975 0 | Parallel key | D6885 | A 14x 9x 50 | 1 | |
| 8 | 000 239 160 0 | Hexagonal screw | Iso4017 | M12x35-Mkl | 4 | |
| 9 | 000 239 389 0 | Contact washer | | A12 | 4 | |
| 10 | 000 687 349 0 | Bearing unit | | 45 | 1 | |
| 11 | 000 211 184 0 | Angle union | D3903 | Ll4m | 1 | |
| 12 | 000 687 301 1 | Bearing Unit Lh | | 45 | 1 | |
| 13 | 000 629 646 2 | Balance ring | | 2xd150 | 1 | |
| 13 | 000 688 481 2 | Balance ring | | 0,75xd150 | 1 | |
| 14 | 000 687 323 0 | Cover l.h. | | 3x500x500 | 1 | |
| 15 | 000 686 987 1 | Segment Piece R.H | | | 1 | |
| 16 | 000 686 984 0 | Sealing strip | | | 1 | |
| 17 | 000 239 387 0 | Contact washer | | A 8 | 7 | |
| 18 | 000 236 170 0 | Hexagonal nut | Iso4032 | M8 | 7 | |
| 19 | 000 670 256 0 | Deflector canvas | | 3x265x1280 | 1 | |
| 20 | 000 239 213 0 | Screw plug | D906 | m 8x1 | 1 | |
| 21 | 000 233 330 0 | Screw-in union | Din3900 | Ll 4-M8x1 Keg | 1 | |
| 22 | 000 235 124 2 | Washer | Iso7089 | 13 | 4 | |
| 23 | 000 235 134 1 | Spring washer | | 12 | 4 | |
| 24 | 000 236 056 0 | Hexagonal screw | Iso4017 | M12x25 | 4 | |
| 25 | 000 686 981 2 | Protector plate | | | 1 | |
| 26 | 000 239 387 0 | Contact washer | | A 8 | 8 | |
| 27 | 000 239 236 0 | Hexagonal screw | Iso4017 | M08x20-Sc | 8 | |
| 28 | 000 686 986 1 | Segment Piece L.H | | | 1 | |



Characteristic: **STRAW WALKER HOUSING**Illustration: **074**

| Pos. | Part-No. | Description | DIN | Dimension | Qty. | Remark |
|------|---------------|------------------|---------|----------------|------|--------------|
| 1 | 000 617 628 0 | Shim | | 4x40x235 | 4 | |
| 2 | 000 646 795 1 | Stripping plate | | | 2 | |
| 3 | 000 002 155 0 | Compress.spring | | 2 X 11 X 21 | 2 | |
| 4 | 000 608 889 0 | Toggle | | 3x20x125 | 2 | |
| 5 | 000 701 740 3 | Inspec.hole door | | | 3 | |
| 6 | 000 639 886 2 | Side wall r.h. | | Schweissteil S | 1 | |
| 7 | 000 618 495 0 | Cover | | | 1 | |
| 8 | 000 605 563 3 | Roof plate rear | | | 1 | |
| 9 | 000 600 837 2 | Roof plate front | | | 1 | |
| 10 | 000 822 069 0 | Push button | | | 1 | |
| 11 | 000 646 130 0 | Control plate | | | 1 | |
| 12 | 000 605 559 6 | Side wall l.h. | | S | 1 | |
| 13 | 000 648 861 2 | Cover l.h. | | 1,5x248x455 | 1 | |
| 13 | 000 648 862 2 | Cover r.h. | | 1,5x248x455 | 1 | |
| 14 | 000 646 130 0 | Control plate | | | 1 | |
| 15 | 000 502 511 0 | Flat head bolt | Din603 | M10x25-F=3 | 8 | |
| 15 | 000 236 171 0 | Hexagonal nut | Iso4032 | M10 | 8 | |
| 15 | 000 239 388 0 | Contact washer | | A10 | 8 | |
| 16 | 000 639 774 1 | Cover | | 3x106x150 | 4 | |
| 17 | 000 010 911 0 | Safety bar | | 1,5x 56x 530 | 1 | only at corn |
| 18 | 000 725 776 0 | Sealing washer | | D 18x2 | 1 | |
| 19 | 000 725 777 0 | Retaining ring | | D 13x4 | 1 | |
| 20 | 000 663 158 0 | Pin | | | 1 | |
| 21 | 000 238 166 1 | Washer | | 9,5x 17 X1,5 | 2 | |
| 22 | 000 237 439 0 | Hexagonal screw | Iso4017 | M08x16 | 2 | |
| 22 | 000 236 170 0 | Hexagonal nut | Iso4032 | M8 | 2 | |
| 22 | 000 239 387 0 | Contact washer | | A 8 | 4 | |
| 23 | 000 725 778 0 | Spring clip | | | 1 | |
| 24 | 000 236 701 1 | Rivet | Din7337 | A 3,2x 6 | 2 | |
| 25 | 000 618 513 0 | Angle | | 3,0x0064x0080 | 1 | |
| 26 | 000 663 428 0 | Floor covering | | 19x400 | 4 | |



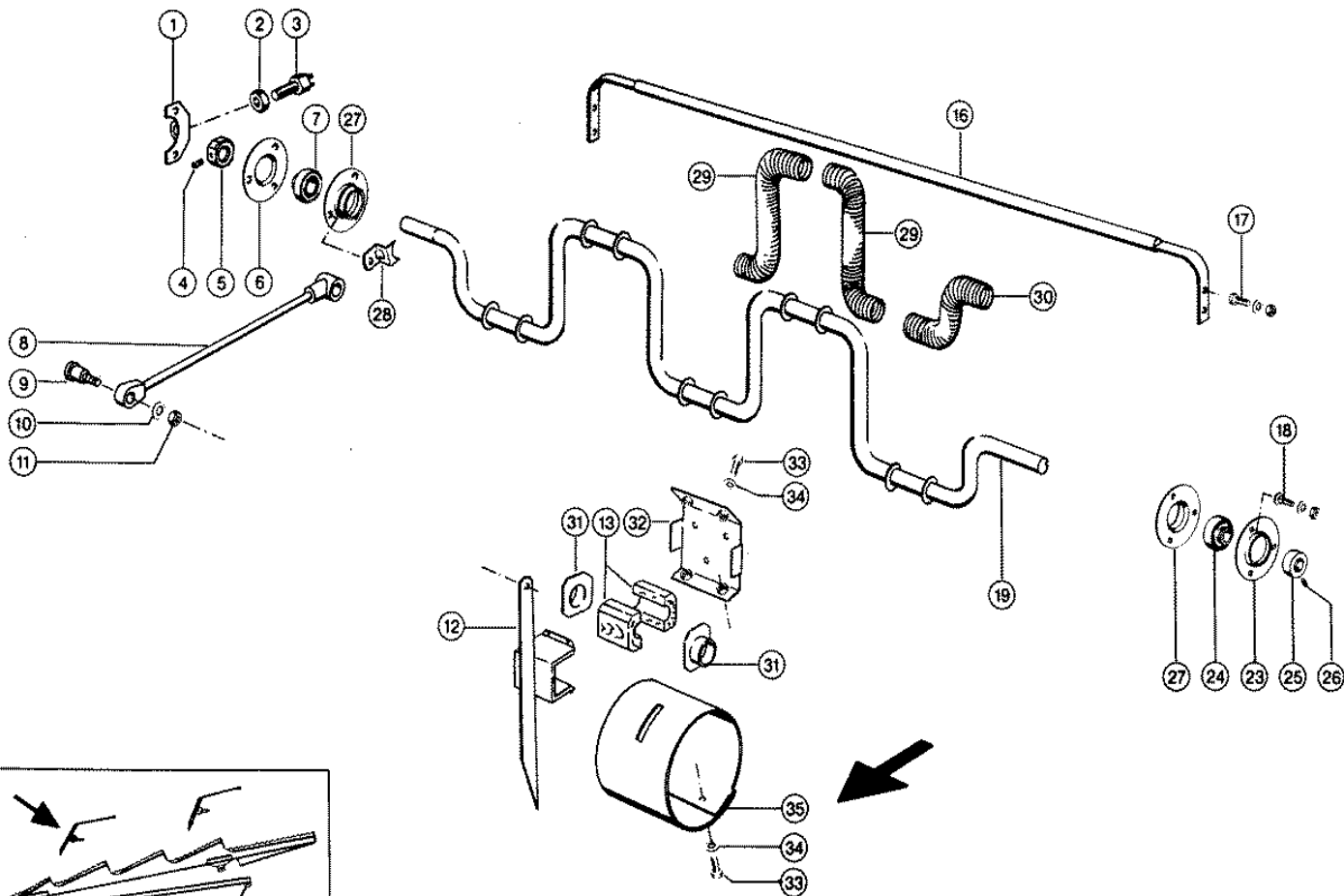
Characteristic: **STRAW WALKERS**Illustration: **075**

| Pos. | Part-No. | Description | DIN | Dimension | Qty. | Remark |
|------|---------------|-------------------|----------|-----------------|------|----------------------------|
| 1 | 000 610 449 0 | Flange bearing | | Bfa 30 | 4 | |
| 2 | 000 213 824 0 | Threaded pin | Iso4029 | m 8x1x 8 | 4 | fine thread (m 8x1) |
| 2 | 000 236 325 0 | Threaded pin | Iso4029 | m 8x10 | 4 | standard thread (m 8x1.25) |
| 3 | 000 610 447 1 | Tension ring | | 30 Fa125/171 | 4 | |
| 4 | 000 610 446 0 | Metal flange | | Rb Y 206 | 8 | |
| 5 | 000 610 448 0 | Lock collar bear. | | Rä30nppbfa140/ | 4 | |
| 6 | 000 236 510 0 | Flat head bolt | Din603 | M10x 20x12 | 6 | |
| 6 | 000 236 171 0 | Hexagonal nut | Iso4032 | M10 | 6 | |
| 6 | 000 239 388 0 | Contact washer | | A10 | 6 | |
| 7 | 000 670 945 4 | St.wal.crankshaft | | | 1 | |
| 7 | 000 735 007 1 | St.wal.crankshaft | | D31h9 1418lg. | 1 | at ball bearing shakers |
| 8 | 000 237 950 1 | Rivet | Iso16584 | 4,8x12 | 20 | |
| 9 | 000 244 897 0 | Washer | D9021 | 5,3 | 20 | |
| 10 | 000 600 036 1 | Sealing tape | | 3 X 45x 245 | 5 | |
| 11 | 000 678 651 0 | Straw walker | | | 5 | |
| 12 | 000 653 906 0 | Glide plate | | | 10 | |
| 13 | 000 605 668 2 | St.wal.crankshaft | | | 1 | |
| 13 | 000 735 011 1 | St.wal.crankshaft | | D35h9 1519lg. | 1 | at ball bearing shakers |
| 14 | 000 618 254 2 | Wood bear.ass. | | D 30 mm | 5 | |
| 14 | 000 678 258 2 | Straw walker bear | | D 35 mm | 10 | optional |
| 15 | 000 237 561 0 | Flat head bolt | Din603 | M10x 85 | 20 | |
| 16 | 000 670 949 2 | Intermed.plate | | | 10 | |
| 17 | 000 237 947 0 | Securing nut | Iso7042 | M10 | 20 | |
| 18 | 000 724 953 0 | Shim | | 2x75x106 | 5 | |
| 19 | 000 618 139 1 | Shim plate | | 3x106x106 | 5 | |
| 20 | 000 729 491 0 | Bearing shell | | | 10 | optional |
| 21 | 000 678 519 0 | Spacer tube | | 16 X 2 X30,2 | 80 | optional |
| 22 | 000 724 953 0 | Shim | | 2x75x106 | 5 | |
| 22 | 000 678 315 0 | Shim | | 2x85x124 | 5 | optional |
| 23 | 000 609 708 0 | Bearing shell | | 105,5lg | 10 | optional |
| 24 | 000 618 139 1 | Shim plate | | 3x106x106 | 5 | |
| 24 | 000 678 232 0 | Shim plate | | 3x106x124 | 5 | optional |
| 25 | 000 678 258 2 | Straw walker bear | | D 35 mm | 5 | |
| 25 | 000 678 239 0 | Wood.bear. half | | D41 | 10 | optional |
| 26 | 000 237 561 0 | Flat head bolt | Din603 | M10x 85 | 20 | |
| 27 | 000 670 949 2 | Intermed.plate | | | 10 | |
| 28 | 000 237 947 0 | Securing nut | Iso7042 | M10 | 20 | |
| 29 | 000 176 951 0 | Fishback | | Hsk9718 B11+2 S | 5 | |
| 30 | 000 636 792 1 | Flat head bolt | | m 6x 16 | 25 | |
| 30 | 000 236 169 0 | Hexagonal nut | Iso4032 | M6 | 25 | |
| 30 | 000 239 386 0 | Contact washer | | A 6 | 25 | |
| 31 | 000 502 511 0 | Flat head bolt | Din603 | M10x25-F=3 | 6 | |
| 31 | 000 236 170 0 | Hexagonal nut | Iso4032 | M8 | 6 | |
| 31 | 000 239 388 0 | Contact washer | | A10 | 6 | |
| 32 | 000 237 465 0 | Hexagonal screw | Iso4017 | M06x16 | 50 | |
| 32 | 000 236 169 0 | Hexagonal nut | Iso4032 | M6 | 50 | |
| 32 | 000 239 386 0 | Contact washer | | A 6 | 100 | |
| 33 | 000 179 517 0 | Reinforcement | | Typ91/93/94 | 5 | corn - optional |
| 35 | 000 639 619 1 | Fishback r/h | | 2x138,2x713 | 5 | right |
| 35 | 000 639 618 1 | Fishback l/h | | 2x138,2x713 | 5 | left |
| 36 | 000 237 983 0 | Securing nut | Iso7042 | M06 | 40 | |
| 37 | 000 239 392 0 | Contact washer | | B 6 | 40 | |

Characteristic: **STRAW WALKERS**

Illustration: **075**

| Pos. | Part-No. | Description | DIN | Dimension | Qty. | Remark |
|------|---------------|-------------------|---------|-----------------|------|--------|
| 38 | 000 684 076 2 | Clamping plate | | | 40 | |
| 39 | 000 639 642 0 | Paral. fish backs | | 1,5x0081x0580 | 30 | |
| 40 | 000 237 983 0 | Securing nut | Iso7042 | M06 | 90 | |
| 41 | 000 239 392 0 | Contact washer | | B 6 | 90 | |
| 42 | 000 639 643 0 | Clamp angle | | 30x15x2x35 | 90 | |
| 43 | 000 663 476 1 | Fishback | | 1.5x0241x0715 | 10 | |
| 44 | 000 237 983 0 | Securing nut | Iso7042 | M06 | 40 | |
| 44 | 000 239 392 0 | Contact washer | | B 6 | 40 | |
| 45 | 000 639 643 0 | Clamp angle | | 30x15x2x35 | 10 | |
| 46 | 000 605 932 0 | St.Walk.Cover Pla | | 0,75x240x430 | 20 | |
| 47 | 000 239 392 0 | Contact washer | | B 6 | 40 | |
| 48 | 000 236 169 0 | Hexagonal nut | Iso4032 | M6 | 40 | |
| 49 | 000 684 076 2 | Clamping plate | | | 40 | |
| 51 | 000 684 136 1 | Fishback | | 1,5x0144x0445 | 10 | |
| 52 | 000 684 076 2 | Clamping plate | | | 20 | |
| 53 | 000 236 169 0 | Hexagonal nut | Iso4032 | M6 | 20 | |
| 53 | 000 235 131 1 | Spring washer | | 6 | 20 | |
| 55 | 000 236 200 0 | Hexagonal screw | Iso4017 | M08x20 | 40 | |
| 55 | 000 236 170 0 | Hexagonal nut | Iso4032 | M8 | 40 | |
| 55 | 000 239 387 0 | Contact washer | | A 8 | 40 | |
| 56 | 000 726 980 1 | Bearing flange | | 3x170x128 | 20 | |
| 57 | 000 237 340 0 | Hexagonal screw | Iso4014 | M08x40 | 40 | |
| 57 | 000 239 387 0 | Contact washer | | A 8 | 40 | |
| 58 | 000 752 138 1 | Circlip | D | 40 | 10 | |
| 59 | 000 752 212 1 | Slotted nut | | M40x1,5 | 10 | |
| 60 | 000 726 981 0 | Ring | | 79,6x99,5x17,8 | 10 | |
| 61 | 000 237 833 0 | Grvd.ball bearing | | W.Ers.D.2378331 | 10 | |
| 62 | 000 726 982 0 | Taper lock sleeve | | H 208 geteilt | 10 | |
| 63 | 000 238 132 0 | Securing nut | Iso7042 | M08 | 40 | |
| 63 | 000 239 387 0 | Contact washer | | A 8 | 40 | |
| 64 | 000 735 013 0 | Taper lock sleeve | | H 208 geteilt | 10 | |

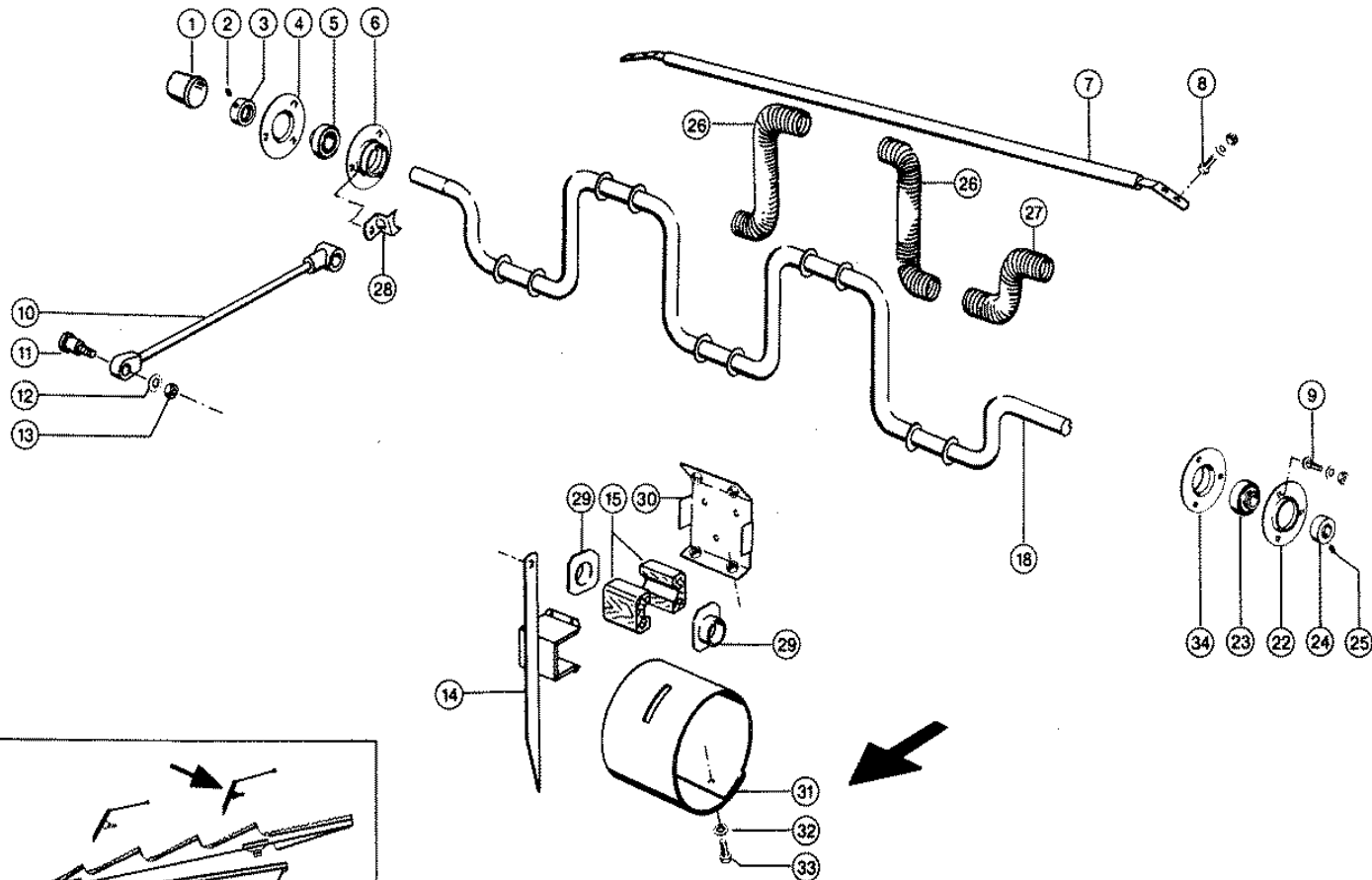


119654

Dominator 98 VX

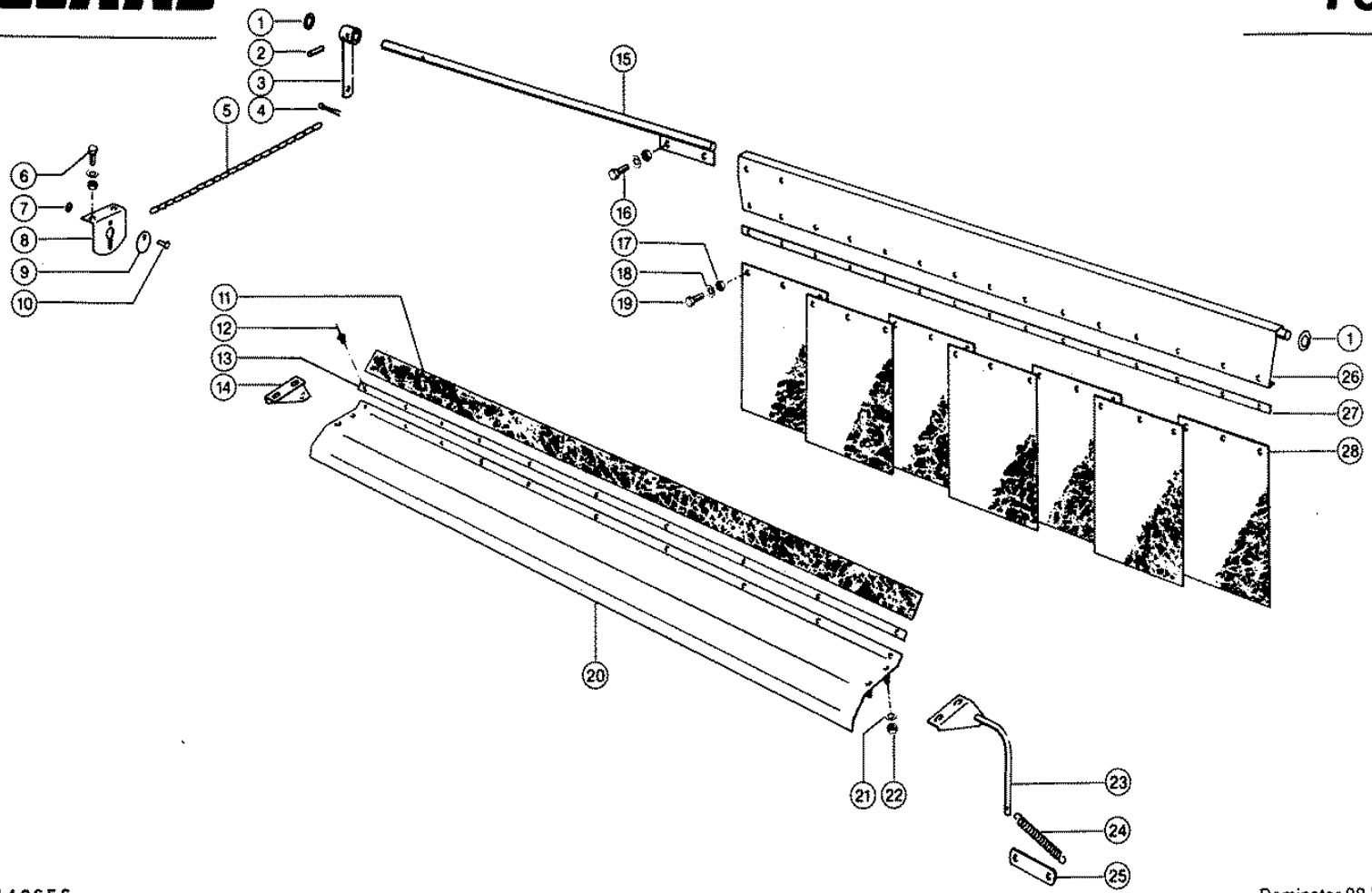
Characteristic: **AGITATOR - FRONT**Illustration: **076**

| Pos. | Part-No. | Description | DIN | Dimension | Qty. | Remark |
|------|---------------|-------------------|---------|----------------|------|----------------------------|
| 1 | 000 647 763 0 | Support | | | 1 | |
| 2 | 000 766 588 0 | Hexagonal nut | Iso8675 | M18x1,5-M=5 | 1 | |
| 3 | 000 676 835 0 | Magnetic pick up | | | 1 | |
| 4 | 000 213 824 0 | Threaded pin | Iso4029 | m 8x1x 8 | 1 | fine thread (m 8X1) |
| 4 | 000 236 325 0 | Threaded pin | Iso4029 | m 8x10 | 1 | standard thread (m 8X1.25) |
| 5 | 000 647 761 1 | Cam wheel | | D30x15,9 | 1 | |
| 6 | 000 610 446 0 | Metal flange | | Rb Y 206 | 1 | |
| 7 | 000 610 448 0 | Lock collar bear. | | Rä30nppbfa140/ | 1 | |
| 8 | 000 648 876 1 | Control arm | | | 5 | |
| 9 | 000 648 877 0 | Pin | | D30x50 | 5 | |
| 10 | 000 239 388 0 | Contact washer | | A10 | 5 | |
| 11 | 000 236 171 0 | Hexagonal nut | Iso4032 | M10 | 5 | |
| 12 | 000 648 868 0 | Tine | | | 5 | |
| 13 | 000 661 667 0 | Wood.bear. half | | 30x60x63 | 10 | |
| 16 | 000 687 099 0 | Control shaft | | 1315 lang | 1 | |
| 17 | 000 236 200 0 | Hexagonal screw | Iso4017 | M08x20 | 4 | |
| 17 | 000 236 170 0 | Hexagonal nut | Iso4032 | M8 | 4 | |
| 17 | 000 239 387 0 | Contact washer | | A 8 | 4 | |
| 18 | 000 236 510 0 | Flat head bolt | Din603 | M10x 20x12 | 6 | |
| 18 | 000 236 171 0 | Hexagonal nut | Iso4032 | M10 | 6 | |
| 18 | 000 239 388 0 | Contact washer | | A10 | 6 | |
| 19 | 000 661 676 0 | Crankshaft | | | 1 | |
| 23 | 000 610 446 0 | Metal flange | | Rb Y 206 | 1 | |
| 24 | 000 610 448 0 | Lock collar bear. | | Rä30nppbfa140/ | 1 | |
| 25 | 000 610 447 1 | Tension ring | | 30 Fa125/171 | 1 | |
| 26 | 000 236 325 0 | Threaded pin | Iso4029 | m 8x10 | 1 | |
| 27 | 000 661 714 2 | Bearing | | | 2 | |
| 28 | 000 661 715 1 | Spring sleeve | | 1,5x37x51,1 | 2 | |
| 29 | 000 661 636 1 | Compress.spring | | 2,5x 51x316 | 4 | |
| 30 | 000 661 635 1 | Compress.spring | | 2,5x 51x266 | 2 | |
| 31 | 000 661 712 2 | Spring retainer | | 1x58,6x58,6 | 10 | |
| 32 | 000 661 648 2 | Supporting plate | | | 5 | |
| 33 | 000 237 439 0 | Hexagonal screw | Iso4017 | M08x16 | 20 | |
| 34 | 000 239 387 0 | Contact washer | | A 8 | 20 | |
| 35 | 000 661 647 0 | Deflector | | 1x152x449,2 | 5 | |



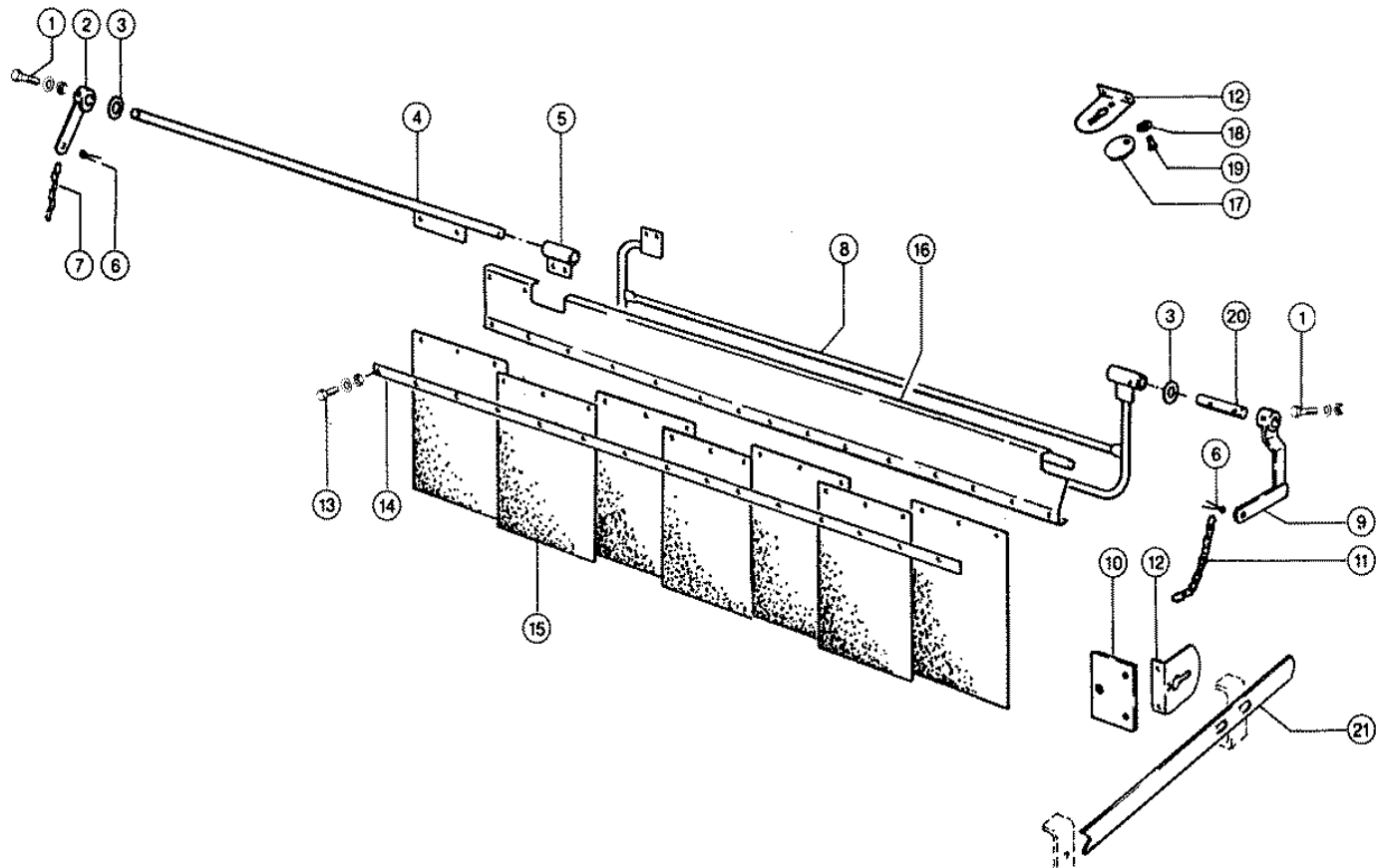
Characteristic: **AGITATOR - REAR**Illustration: **077**

| Pos. | Part-No. | Description | DIN | Dimension | Qty. | Remark |
|------|---------------|-------------------|---------|-----------------|------|--------|
| 1 | 000 605 319 0 | Guard cap | | 55x 60,3x55 | 1 | |
| 2 | 000 236 325 0 | Threaded pin | Iso4029 | m 8x10 | 1 | |
| 3 | 000 610 447 1 | Tension ring | | 30 Fa125/171 | 1 | |
| 4 | 000 216 336 0 | Metal flange | | Unlackiert | 1 | |
| 5 | 000 610 448 0 | Lock collar bear. | | Rä30nppbfa140/ | 1 | |
| 6 | 000 661 714 2 | Bearing | | | 1 | |
| 7 | 000 687 101 0 | Control shaft | | 1140 lang | 1 | |
| 8 | 000 236 200 0 | Hexagonal screw | Iso4017 | M08x20 | 4 | |
| 8 | 000 236 170 0 | Hexagonal nut | Iso4032 | M8 | 4 | |
| 8 | 000 239 387 0 | Contact washer | | A 8 | 4 | |
| 9 | 000 236 510 0 | Flat head bolt | Din603 | M10x 20x12 | 6 | |
| 9 | 000 236 171 0 | Hexagonal nut | Iso4032 | M10 | 6 | |
| 9 | 000 239 388 0 | Contact washer | | A10 | 6 | |
| 10 | 000 648 876 1 | Control arm | | | 5 | |
| 11 | 000 648 877 0 | Pin | | D30x50 | 5 | |
| 12 | 000 239 388 0 | Contact washer | | A10 | 5 | |
| 13 | 000 236 171 0 | Hexagonal nut | Iso4032 | M10 | 5 | |
| 14 | 000 648 868 0 | Tine | | | 5 | |
| 15 | 000 661 667 0 | Wood.bear. half | | 30x60x63 | 10 | |
| 18 | 000 661 676 0 | Crankshaft | | | 1 | |
| 22 | 000 610 446 0 | Metal flange | | Rb Y 206 | 1 | |
| 23 | 000 610 448 0 | Lock collar bear. | | Rä30nppbfa140/ | 1 | |
| 24 | 000 610 447 0 | Tension ring | | W.Ers.D.6104471 | 1 | |
| 25 | 000 236 325 0 | Threaded pin | Iso4029 | m 8x10 | 1 | |
| 26 | 000 661 636 1 | Compress.spring | | 2,5x 51x316 | 4 | |
| 27 | 000 661 635 1 | Compress.spring | | 2,5x 51x266 | 2 | |
| 28 | 000 661 715 1 | Spring sleeve | | 1,5x37x51,1 | 2 | |
| 29 | 000 661 712 2 | Spring retainer | | 1x58,6x58,6 | 10 | |
| 30 | 000 661 648 2 | Supporting plate | | | 5 | |
| 31 | 000 661 647 0 | Deflector | | 1x152x449,2 | 5 | |
| 32 | 000 239 387 0 | Contact washer | | A 8 | 20 | |
| 33 | 000 237 439 0 | Hexagonal screw | Iso4017 | M08x16 | 20 | |
| 34 | 000 661 714 2 | Bearing | | | 1 | |



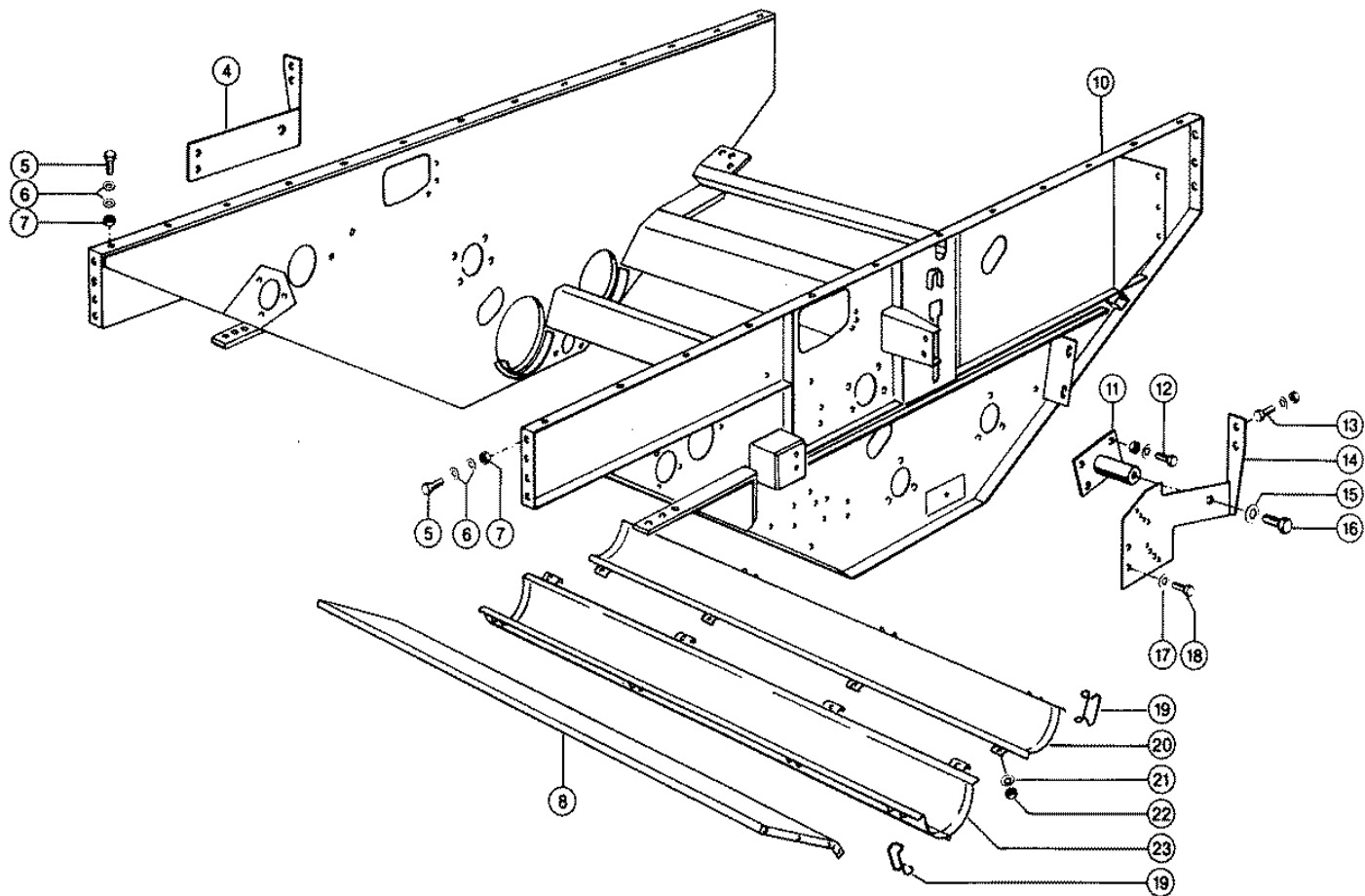
Characteristic: **WIND BOARD, DEFLECTOR CURTAIN**Illustration: **078**

| Pos. | Part-No. | Description | DIN | Dimension | Qty. | Remark |
|------|---------------|------------------|---------|----------------|------|--------|
| 1 | 000 236 948 0 | Washer | | 16,5x 28 X1,5 | 2 | |
| 2 | 000 235 662 0 | Tensioning pin | Iso8752 | 26 X 26 | 1 | |
| 3 | 000 684 898 1 | Lever | | | 1 | |
| 4 | 000 237 687 0 | Split pin | I1234 | 6,3x 18 | 1 | |
| 5 | 000 670 747 0 | Chain | D5685 | G 3x 16x 26gl | 1 | |
| 6 | 000 237 464 0 | Hexagonal screw | Iso4017 | M06x12 | 4 | |
| 6 | 000 236 169 0 | Hexagonal nut | Iso4032 | M6 | 4 | |
| 6 | 000 239 392 0 | Contact washer | | B 6 | 4 | |
| 7 | 000 785 019 0 | Starlock washer | | 6 | 2 | |
| 8 | 000 605 027 1 | Support | | 3x77x95 | 2 | |
| 9 | 000 684 072 1 | Safety glas | | 1,5xd41 | 2 | |
| 10 | 000 235 458 0 | 1/2 round rivet | D660 | 6 X10 | 2 | |
| 11 | 000 686 236 0 | Gasket | | 3x45x1314 11l | 1 | |
| 12 | 000 237 950 1 | Rivet | Iso1658 | 4,8x12 | 11 | |
| 13 | 000 686 235 0 | Ledge | | L4x15x0,9x1314 | 1 | |
| 14 | 000 686 414 0 | Angle r.h. | | | 1 | |
| 15 | 000 605 011 1 | Torsion bar | | | 1 | |
| 16 | 000 237 439 0 | Hexagonal screw | Iso4017 | M08x16 | 2 | |
| 16 | 000 236 170 0 | Hexagonal nut | Iso4032 | M8 | 2 | |
| 16 | 000 239 387 0 | Contact washer | | A 8 | 2 | |
| 17 | 000 237 983 0 | Securing nut | Iso7042 | M06 | 15 | |
| 18 | 000 236 180 0 | Washer | D9021 | 6,4 | 15 | |
| 19 | 000 237 465 0 | Hexagonal screw | Iso4017 | M06x16 | 15 | |
| 20 | 000 686 233 0 | Wind guide plate | | | 1 | |
| 21 | 000 236 912 2 | Washer | Din125 | 8,4 | 4 | |
| 22 | 000 238 132 0 | Securing nut | Iso7042 | M08 | 4 | |
| 23 | 000 686 413 1 | Angle | | | 1 | |
| 24 | 000 659 262 0 | Tension spring | | 2 X 20 X106 | 1 | |
| 25 | 000 670 437 0 | Flange | | 30x5x100 | 1 | |
| 26 | 000 605 520 0 | Deflector plate | | | 1 | |
| 27 | 000 684 895 1 | Ledge | | 2x16x1284 | 1 | |
| 28 | 000 684 205 2 | Deflector canvas | | 2 X210x 300 | 7 | |



Characteristic: **DEFLECTOR CURT. W. STOP, MAIZE MULTI-CROP CONCAVE**Illustration: **079**

| Pos. | Part-No. | Description | DIN | Dimension | Qty. | Remark |
|------|---------------|------------------|---------|---------------|------|------------------------|
| 1 | 000 237 333 0 | Hexagonal screw | Iso4014 | M06x35 | 3 | |
| 1 | 000 236 169 0 | Hexagonal nut | Iso4032 | M6 | 3 | |
| 1 | 000 239 386 0 | Contact washer | | A 6 | 3 | |
| 2 | 000 684 898 1 | Lever | | | 1 | |
| 3 | 000 236 948 0 | Washer | | 16,5x28 X1,5 | 2 | |
| 4 | 000 617 949 0 | Torsion bar | | | 1 | |
| 5 | 000 617 852 0 | Tube | | | 1 | |
| 6 | 000 237 687 0 | Split pin | I1234 | 6,3x 18 | 2 | |
| 7 | 000 670 747 0 | Chain | D5685 | G 3x 16x 26gl | 1 | |
| 8 | 000 617 951 1 | Deflector stop | | | 1 | |
| 9 | 000 617 955 1 | Angle lever | | | 1 | |
| 10 | 000 617 958 0 | Plate | | 60x6x77 | 1 | |
| 11 | 000 050 772 1 | Chain | D5685 | G 3x 16x 47gl | 1 | |
| 12 | 000 605 027 1 | Support | | 3x77x95 | 4 | |
| 13 | 000 237 465 0 | Hexagonal screw | Iso4017 | M06x16 | 15 | |
| 13 | 000 237 983 0 | Securing nut | Iso7042 | M06 | 15 | |
| 13 | 000 236 180 0 | Washer | D9021 | 6,4 | 15 | |
| 14 | 000 684 895 1 | Ledge | | 2x16x1284 | 1 | |
| 15 | 000 684 205 2 | Deflector canvas | | 2 X210x 300 | 7 | |
| 16 | 000 617 947 0 | Deflector plate | | | 1 | |
| 17 | 000 684 072 1 | Safety glas | | 1,5xd41 | 2 | |
| 18 | 000 785 019 0 | Starlock washer | | 6 | 2 | |
| 19 | 000 235 458 0 | 1/2 round rivet | D660 | 6 X10 | 2 | |
| 20 | 000 617 954 0 | Shaft | | D15x84 | 1 | |
| 21 | 000 639 689 0 | Strip | | 4x30x450 | 1 | impact protection left |



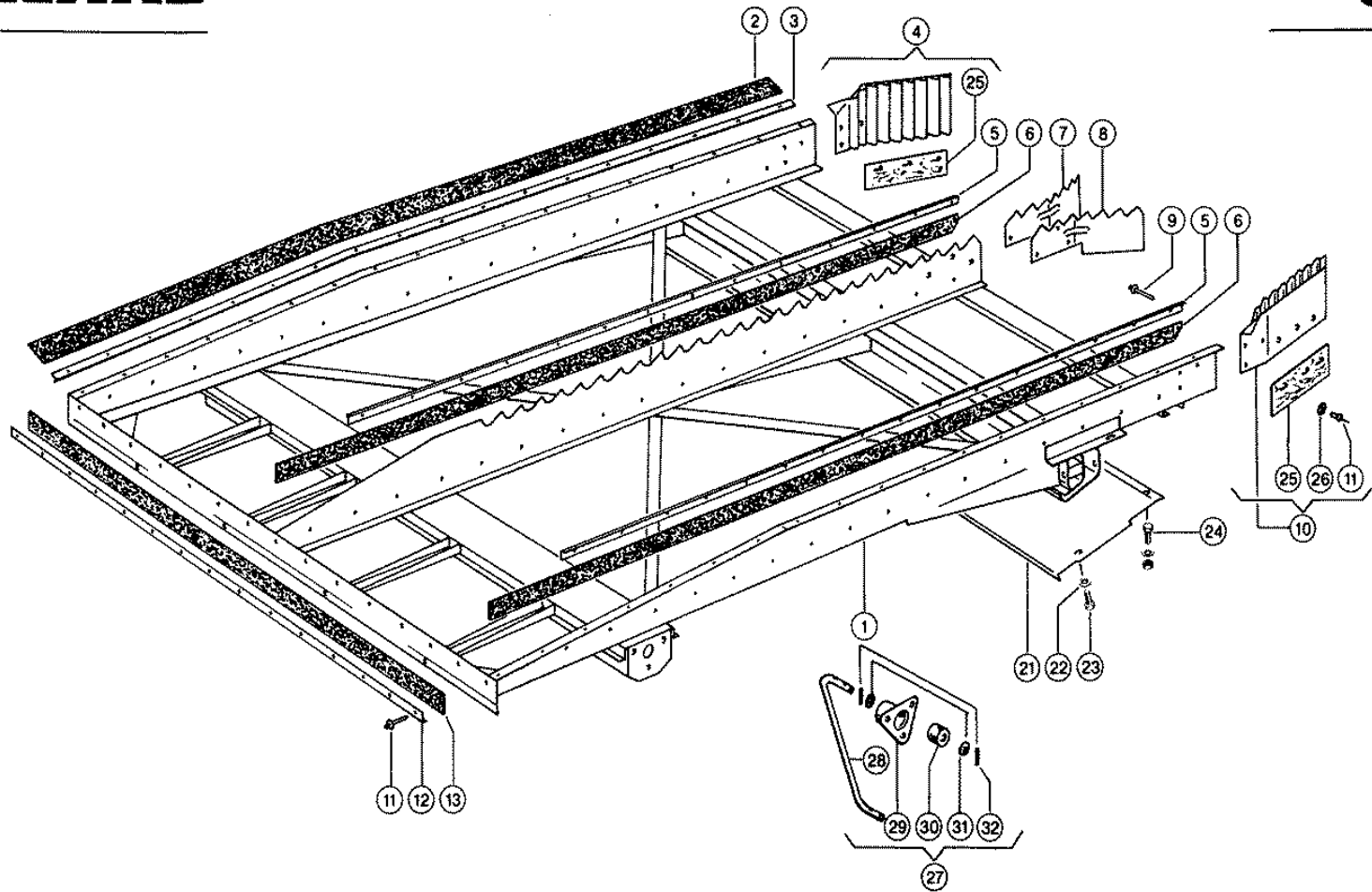
CLAAS SPARE PARTS LIST

05.09.2008
Sheet 1
DOMINATOR 98 VX

Characteristic: **THROUG**

Illustration: **080**

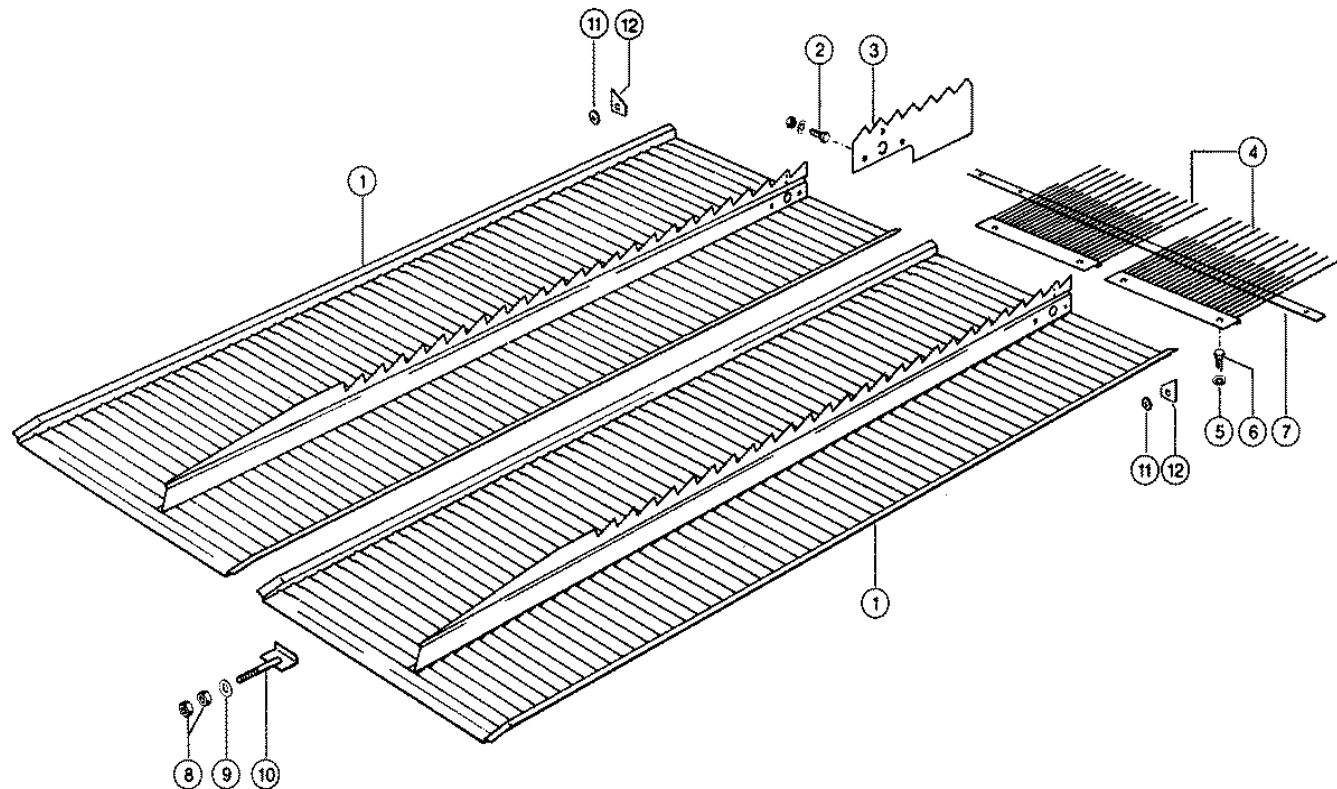
| Pos. | Part-No. | Description | DIN | Dimension | Qty. | Remark |
|------|---------------|-----------------|---------|-----------|------|----------|
| 4 | 000 600 783 2 | Support | | | 1 | |
| 5 | 000 237 383 0 | Hexagonal screw | Iso4017 | M10x25 | 40 | |
| 6 | 000 239 388 0 | Contact washer | | A10 | 76 | |
| 7 | 000 236 171 0 | Hexagonal nut | Iso4032 | M10 | 36 | |
| 8 | 000 687 516 0 | Cross plate | | | 1 | |
| 10 | 000 687 509 0 | Trough | | S | 1 | |
| 11 | 000 647 451 2 | Bearing | | | 2 | |
| 12 | 000 237 382 0 | Hexagonal screw | Iso4017 | M10x20 | 8 | |
| 12 | 000 236 171 0 | Hexagonal nut | Iso4032 | M10 | 8 | |
| 12 | 000 239 388 0 | Contact washer | | A10 | 8 | |
| 13 | 000 237 383 0 | Hexagonal screw | Iso4017 | M10x25 | 4 | |
| 13 | 000 236 171 0 | Hexagonal nut | Iso4032 | M10 | 4 | |
| 13 | 000 239 388 0 | Contact washer | | A10 | 4 | |
| 14 | 000 605 954 1 | Support | | | 1 | |
| 15 | 000 239 391 0 | Contact washer | | A16 | 2 | |
| 16 | 000 235 585 0 | Hexagonal screw | Iso4017 | M16x45 | 2 | |
| 17 | 000 239 388 0 | Contact washer | | A10 | 4 | |
| 18 | 000 237 383 0 | Hexagonal screw | Iso4017 | M10x25 | 4 | |
| 19 | 000 687 439 0 | Clamp | | | 8 | |
| 20 | 000 687 512 0 | Return trough | | | 1 | |
| 20 | 000 687 942 0 | Return trough | | | 1 | optional |
| 21 | 000 239 387 0 | Contact washer | | A 8 | 8 | |
| 22 | 000 238 132 0 | Securing nut | Iso7042 | M08 | 8 | |
| 23 | 000 687 514 0 | Grain trough | | | 1 | |
| 23 | 000 687 940 0 | Grain trough | | | 1 | optional |



Characteristic: **PREPARATION FLOOR**

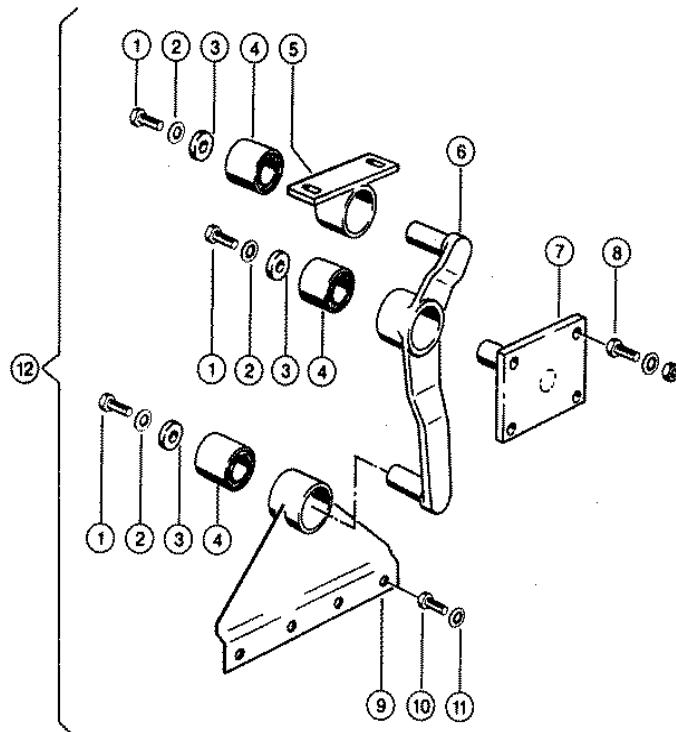
Illustration: **081**

| Pos. | Part-No. | Description | DIN | Dimension | Qty. | Remark |
|------|---------------|-----------------|----------|---------------|------|--------|
| 1 | 000 662 242 0 | Conveyor floor | | | 1 | |
| 2 | 000 600 084 2 | Sealing profile | | 3x60x1970 | 2 | |
| 3 | 000 600 083 0 | Rail | | 1940 lang | 2 | |
| 4 | 000 623 503 0 | Deflector r.h. | | | 1 | |
| 5 | 000 600 077 0 | Clamp rail | | 0,9x4x15x1700 | 4 | |
| 6 | 000 607 544 0 | Strip | | 3 X 40x1892 | 4 | |
| 7 | 000 647 974 0 | Deflector r.h. | | 1,5x107x333 | 1 | |
| 8 | 000 647 973 0 | Deflector l.h. | | 1,5x107x333 | 1 | |
| 9 | 000 237 853 0 | Rivet | D7337 | A 4,8x10 | 17 | |
| 10 | 000 623 502 0 | Deflector l.h. | | | 1 | |
| 11 | 000 237 950 1 | Rivet | Iso16584 | 4,8x12 | 54 | |
| 12 | 000 600 460 1 | Clamp strip | | 2x30x1300 | 1 | |
| 13 | 000 600 461 2 | Rubber gasket | | 3x60x1310 | 1 | |
| 21 | 000 662 246 0 | Nozzle sheet | | 1,5x375x1298 | 1 | |
| 22 | 000 239 387 0 | Contact washer | | A 8 | 5 | |
| 23 | 000 236 200 0 | Hexagonal screw | Iso4017 | M08x20 | 5 | |
| 24 | 000 237 439 0 | Hexagonal screw | Iso4017 | M08x16 | 10 | |
| 24 | 000 236 170 0 | Hexagonal nut | Iso4032 | M8 | 10 | |
| 24 | 000 239 387 0 | Contact washer | | A 8 | 10 | |
| 25 | 000 623 944 2 | Sealing tape | | 3 X 80x 210 | 2 | |
| 26 | 000 244 897 0 | Washer | D9021 | 5,3 | 6 | |
| 27 | 000 678 638 0 | Rock shaft cpl. | | S | 2 | |
| 28 | 000 678 637 0 | Swing | | | 2 | |
| 29 | 000 673 082 2 | Housing | | | 4 | |
| 30 | 000 619 342 0 | Rubber bushing | | 44x13x35 | 4 | |
| 31 | 000 233 130 0 | Washer | | 18,5x 28 X3 | 8 | |
| 32 | 000 235 648 2 | Tensioning pin | Iso87525 | 25 X 28-N | 8 | |



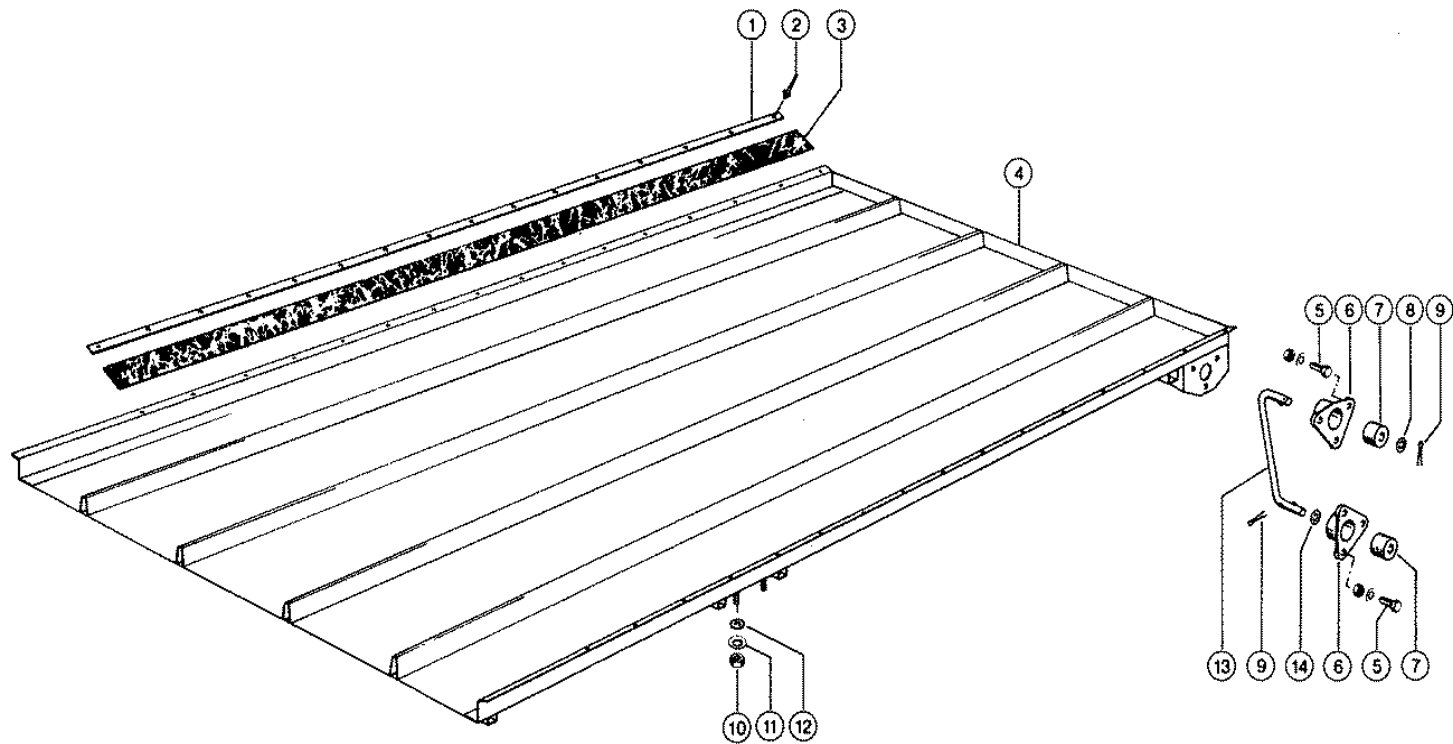
Characteristic: **PREPARATION FLOOR**Illustration: **082**

| Pos. | Part-No. | Description | DIN | Dimension | Qty. | Remark |
|------|---------------|-----------------|---------|-------------|------|--------|
| 1 | 000 662 248 0 | Step plate | | | 2 | |
| 2 | 000 237 877 0 | Hexagonal screw | Iso4017 | m 6x10 | 6 | |
| 2 | 000 236 169 0 | Hexagonal nut | Iso4032 | M6 | 6 | |
| 2 | 000 239 392 0 | Contact washer | | B 6 | 6 | |
| 3 | 000 647 972 0 | Guide plate | | 1,5x147x350 | 2 | |
| 4 | 000 600 492 1 | Rake | | | 4 | |
| 5 | 000 239 393 1 | Contact washer | | B 8 | 8 | |
| 6 | 000 237 438 0 | Hexagonal screw | Iso4017 | m 8x12 | 8 | |
| 7 | 000 678 241 0 | Clamp strip | | 16x2x1240 | 1 | |
| 8 | 000 236 171 0 | Hexagonal nut | Iso4032 | M10 | 8 | |
| 9 | 000 234 326 0 | Washer | | 11 X 26 X3 | 4 | |
| 10 | 000 600 440 0 | Hook | | | 4 | |
| 11 | 000 236 910 2 | Washer | D125 | 5,3 | 2 | |
| 12 | 000 662 203 0 | Gasket | | 17x19,8x3 | 2 | |
| - | 000 237 950 1 | Rivet | Iso1658 | 4,8x12 | 2 | |



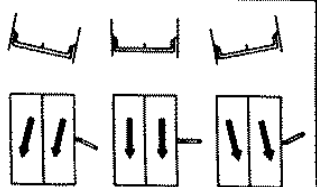
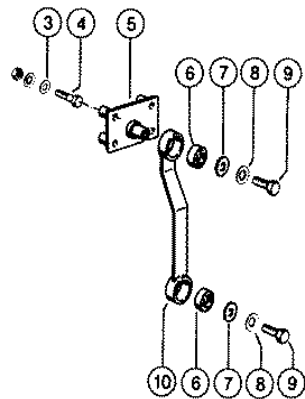
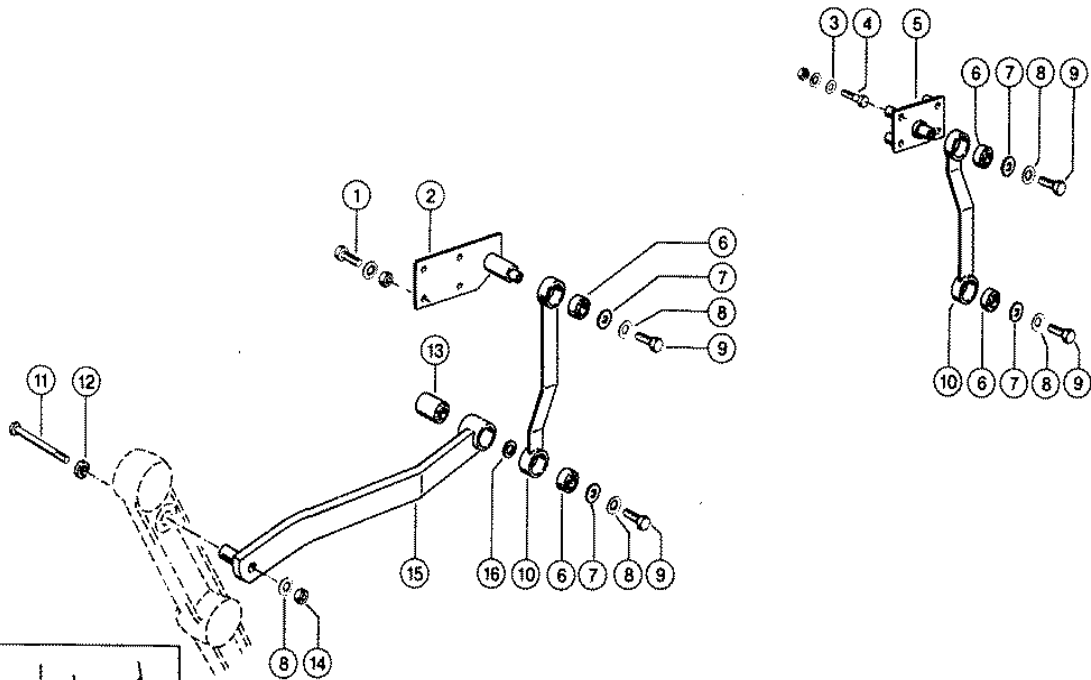
Characteristic: **ROCKER ARM**Illustration: **083**

| Pos. | Part-No. | Description | DIN | Dimension | Qty. | Remark |
|------|---------------|-------------------|---------|-----------|------|------------------|
| 1 | 000 237 453 0 | Hexagonal screw | Iso4017 | M10x30 | 6 | |
| 2 | 000 239 388 0 | Contact washer | | A10 | 6 | |
| 3 | 000 684 663 0 | Washer | | D32x9 | 6 | |
| 4 | 000 647 429 0 | Megu bushing | | 25x50x50 | 6 | |
| 5 | 000 647 427 0 | Bearing support | | | 2 | |
| 6 | 000 662 627 0 | Rocker arm l.h. | | | 1 | |
| 6 | 000 662 628 0 | Swing right | | | 1 | |
| 7 | 000 662 626 1 | Bearing support | | | 2 | |
| 8 | 000 237 383 0 | Hexagonal screw | Iso4017 | M10x25 | 8 | |
| 8 | 000 236 171 0 | Hexagonal nut | Iso4032 | M10 | 4 | |
| 8 | 000 239 388 0 | Contact washer | | A10 | 8 | |
| 9 | 000 662 631 0 | Bearing plate l.h | | | 1 | |
| 9 | 000 662 632 0 | Bearing plate r.h | | | 1 | |
| 10 | 000 236 200 0 | Hexagonal screw | Iso4017 | M08x20 | 8 | |
| 11 | 000 239 387 0 | Contact washer | | A 8 | 8 | |
| 12 | 000 636 800 0 | Swing Left | | Mega | 1 | with Item 1 - 11 |
| 12 | 000 636 801 0 | Swing Right | | Mega | 1 | with Item 1 - 11 |



Characteristic: **RETURN PAN**Illustration: **084**

| Pos. | Part-No. | Description | DIN | Dimension | Qty. | Remark |
|------|---------------|-----------------|---------|---------------|------|--------|
| 1 | 000 684 859 0 | Rail | | 15x4x0,9x1830 | 2 | |
| 2 | 000 237 853 0 | Rivet | D7337 | A 4,8x10 | 32 | |
| 3 | 000 678 468 1 | Sealing tape | | 3 X 60x1830 | 2 | |
| 4 | 000 686 810 0 | Return floor | | | 1 | |
| 5 | 000 236 200 0 | Hexagonal screw | Iso4017 | M08x20 | 12 | |
| 5 | 000 236 170 0 | Hexagonal nut | Iso4032 | M8 | 12 | |
| 5 | 000 239 387 0 | Contact washer | | A 8 | 12 | |
| 6 | 000 673 082 2 | Housing | | | 4 | |
| 7 | 000 619 342 0 | Rubber bushing | | 44x13x35 | 4 | |
| 8 | 000 236 948 0 | Washer | | 16,5x 28 X1,5 | 2 | |
| 9 | 000 235 089 0 | Split pin | I1234 | 4 X 22 | 4 | |
| 10 | 000 236 171 0 | Hexagonal nut | Iso4032 | M10 | 4 | |
| 11 | 000 239 388 0 | Contact washer | | A10 | 4 | |
| 12 | 000 236 913 2 | Washer | Din125 | 10,50 | 4 | |
| 13 | 000 673 081 1 | Swing | | D16x332 | 2 | |
| 14 | 000 619 348 0 | Washer | | 16,5x28x1,5 | 2 | |

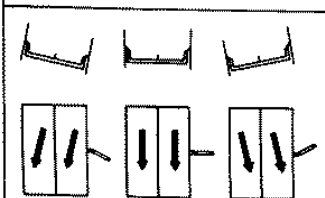
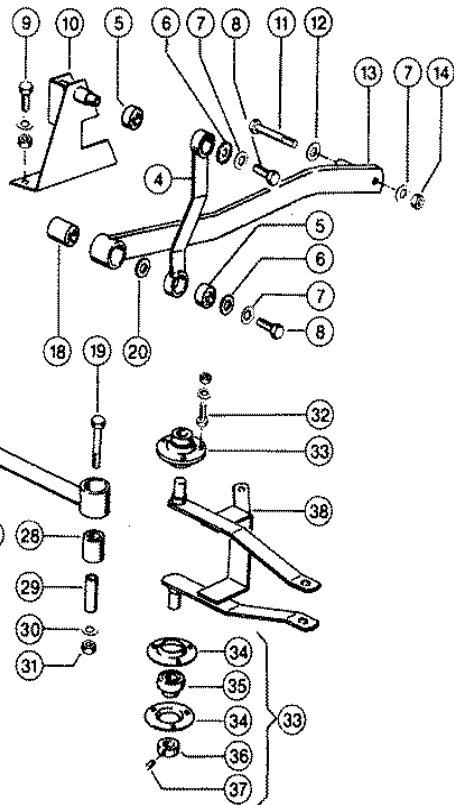
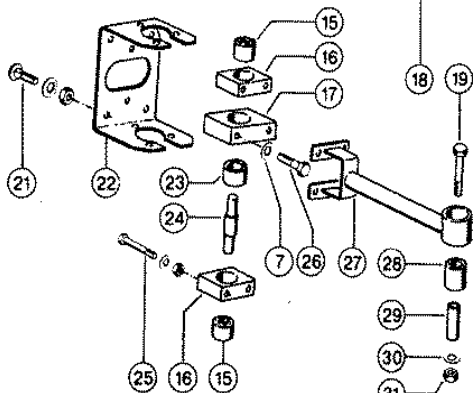
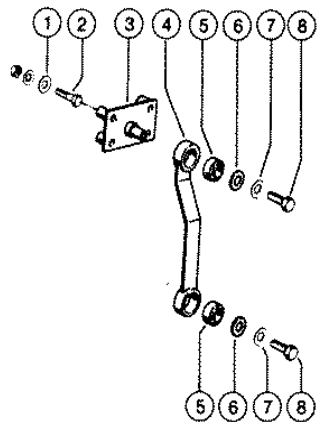


119663

Characteristic: **SIEVE FRAME SUSPENSION, L. H.**

Illustration: **085**

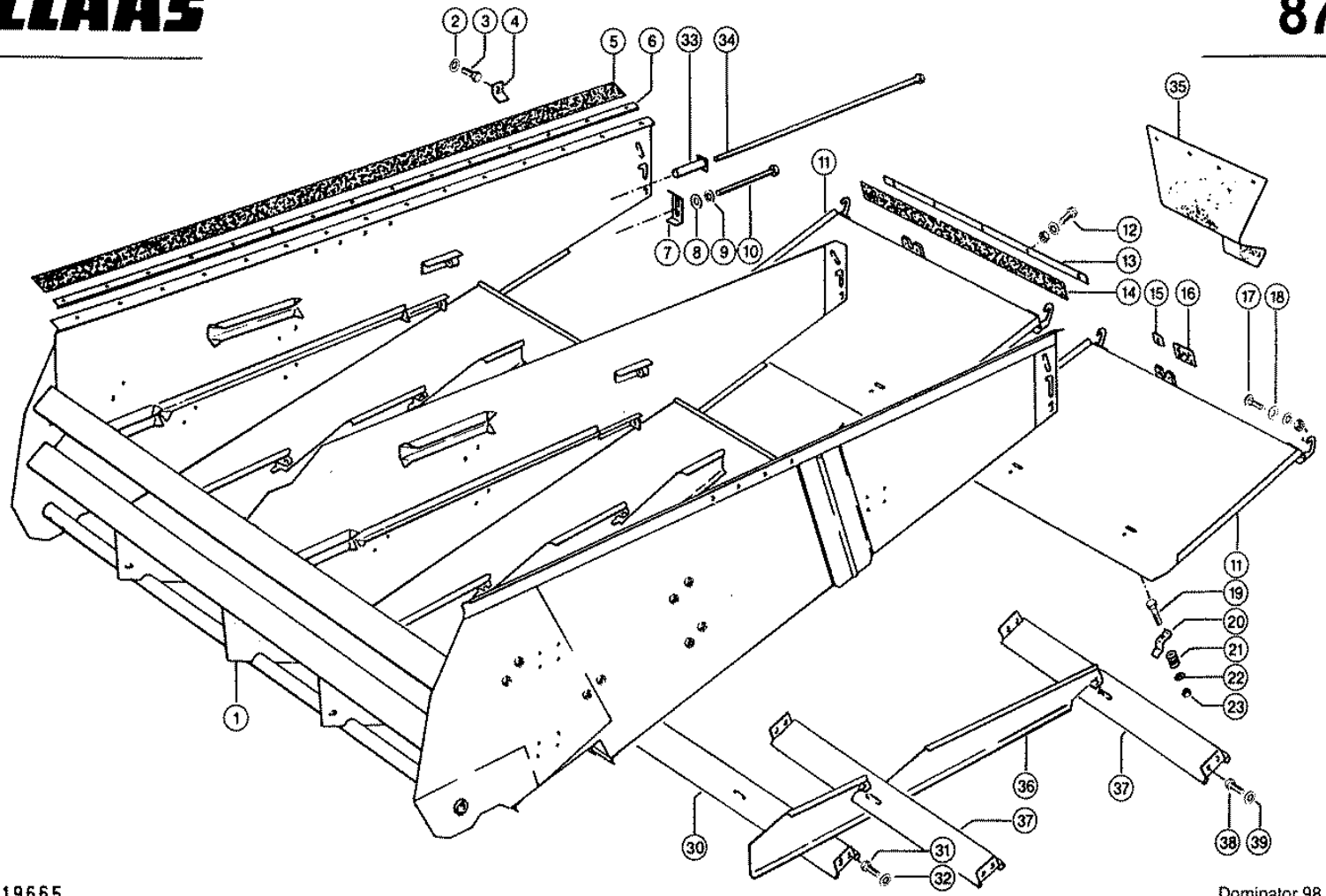
| Pos. | Part-No. | Description | DIN | Dimension | Qty. | Remark |
|------|---------------|-----------------|---------|------------|------|--------|
| 1 | 000 237 874 0 | Hexagonal screw | Iso4017 | M10x35 | 4 | |
| 1 | 000 236 171 0 | Hexagonal nut | Iso4032 | M10 | 4 | |
| 1 | 000 239 388 0 | Contact washer | | A10 | 4 | |
| 2 | 000 647 571 0 | Support | | | 1 | |
| 3 | 000 236 828 0 | Washer | | 8,5x 30 X2 | 4 | |
| 4 | 000 237 341 0 | Hexagonal screw | Iso4014 | m 8x45 | 4 | |
| 4 | 000 236 170 0 | Hexagonal nut | Iso4032 | M8 | 4 | |
| 4 | 000 239 387 0 | Contact washer | | A 8 | 4 | |
| 5 | 000 647 578 0 | Support | | | 1 | |
| 6 | 000 647 464 0 | Megu bushing | | 16x32x17 | 4 | |
| 7 | 000 234 364 0 | Washer | | 11 X 26 X4 | 4 | |
| 8 | 000 239 388 0 | Contact washer | | A10 | 5 | |
| 9 | 000 237 382 0 | Hexagonal screw | Iso4017 | M10x20 | 4 | |
| 10 | 000 647 582 0 | Control arm | | | 2 | |
| 11 | 000 235 542 0 | Hexagonal screw | Iso4014 | M10x90 | 1 | |
| 12 | 000 238 786 0 | Washer | | 11 X 26 X5 | 1 | |
| 13 | 000 647 465 0 | Megu bushing | | 18x34x42 | 1 | |
| 14 | 000 236 171 0 | Hexagonal nut | Iso4032 | M10 | 1 | |
| 15 | 000 647 657 0 | Thrust rod l.h. | | | 1 | |
| 16 | 000 233 340 0 | Washer | | 17 X 26 X3 | 1 | |



119664

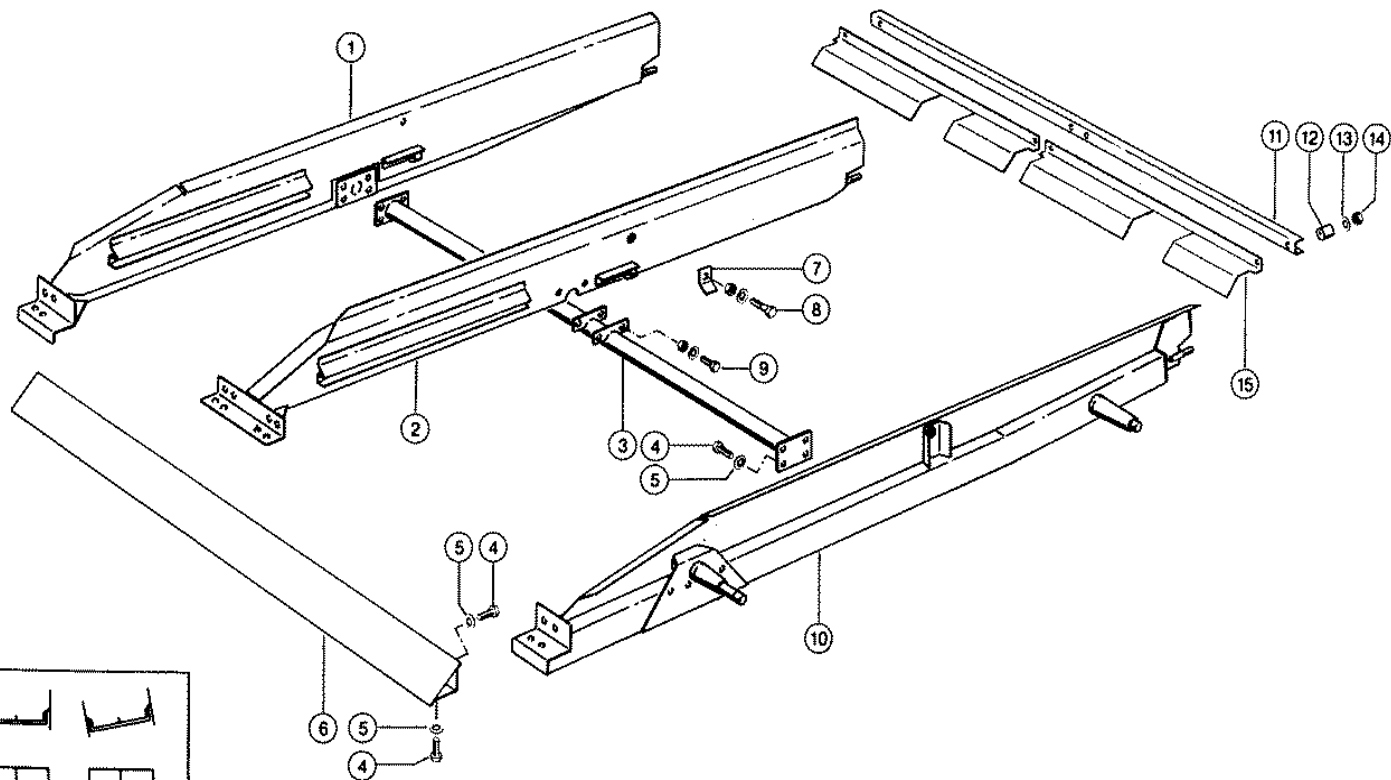
Characteristic: **SIEVE FRAME SUSPENSION, R. L.**Illustration: **086**

| Pos. | Part-No. | Description | DIN | Dimension | Qty. | Remark |
|------|---------------|-------------------|---------|-----------------|------|--------|
| 1 | 000 236 828 0 | Washer | | 8,5x 30 X2 | 4 | |
| 2 | 000 237 341 0 | Hexagonal screw | Iso4014 | m 8x45 | 4 | |
| 2 | 000 236 170 0 | Hexagonal nut | Iso4032 | M8 | 4 | |
| 2 | 000 239 387 0 | Contact washer | | A 8 | 4 | |
| 3 | 000 647 578 0 | Support | | | 1 | |
| 4 | 000 647 582 0 | Control arm | | | 2 | |
| 5 | 000 647 464 0 | Megu bushing | | 16x32x17 | 4 | |
| 6 | 000 234 364 0 | Washer | | 11 X 26 X4 | 4 | |
| 7 | 000 239 388 0 | Contact washer | | A10 | 7 | |
| 8 | 000 237 382 0 | Hexagonal screw | Iso4017 | M10x20 | 4 | |
| 9 | 000 237 453 0 | Hexagonal screw | Iso4017 | M10x30 | 3 | |
| 9 | 000 236 171 0 | Hexagonal nut | Iso4032 | M10 | 3 | |
| 9 | 000 239 388 0 | Contact washer | | A10 | 3 | |
| 10 | 000 647 574 0 | Support | | | 1 | |
| 11 | 000 235 542 0 | Hexagonal screw | Iso4014 | M10x90 | 1 | |
| 12 | 000 238 786 0 | Washer | | 11 X 26 X5 | 1 | |
| 13 | 000 647 658 0 | Thrust Rod R.H. | | | 1 | |
| 14 | 000 236 171 0 | Hexagonal nut | Iso4032 | M10 | 1 | |
| 15 | 000 647 466 0 | Megu bushing | | 14x35x32 | 2 | |
| 16 | 000 647 615 0 | Bearing | | | 2 | |
| 17 | 000 647 613 0 | Bearing | | | 1 | |
| 18 | 000 647 465 0 | Megu bushing | | 18x34x42 | 1 | |
| 19 | 000 235 563 0 | Hexagonal screw | Iso4014 | M12x100 | 1 | |
| 20 | 000 233 340 0 | Washer | | 17 X 26 X3 | 1 | |
| 21 | 000 236 514 0 | Flat head bolt | Din603 | M10x 30 | 6 | |
| 21 | 000 236 171 0 | Hexagonal nut | Iso4032 | M10 | 6 | |
| 21 | 000 239 388 0 | Contact washer | | A10 | 6 | |
| 22 | 000 647 603 0 | Support | | 6x120x379 | 1 | |
| 23 | 000 647 468 0 | Megu bushing | | 20x45x30 | 1 | |
| 24 | 000 647 617 0 | Pin | | D20x96 | 1 | |
| 25 | 000 235 521 0 | Hexagonal screw | Iso4014 | M08x60 | 4 | |
| 25 | 000 236 170 0 | Hexagonal nut | Iso4032 | M8 | 4 | |
| 25 | 000 239 387 0 | Contact washer | | A 8 | 4 | |
| 26 | 000 235 538 0 | Hexagonal screw | Iso4014 | M10x70 | 2 | |
| 27 | 000 647 604 0 | Cross stabilizer | | | 1 | |
| 28 | 000 647 467 0 | Megu bushing | | 25x40x40 | 1 | |
| 29 | 000 647 611 0 | Sleeve | | D25x60 | 1 | |
| 30 | 000 239 389 0 | Contact washer | | A12 | 1 | |
| 31 | 000 238 234 0 | Securing nut | Iso7042 | M12 | 1 | |
| 32 | 000 237 442 0 | Hexagonal screw | Iso4017 | M08x25 | 6 | |
| 32 | 000 236 170 0 | Hexagonal nut | Iso4032 | M8 | 6 | |
| 32 | 000 239 387 0 | Contact washer | | A 8 | 6 | |
| 33 | 000 619 285 0 | Flange bearing | | Pea 204 | 2 | |
| 34 | 000 619 288 0 | Metal flange | | Rb Y 204 | 4 | |
| 35 | 000 619 286 0 | Lock collar bear. | | Yen 204 | 2 | |
| 36 | 000 619 287 0 | Tension ring | | W.Ers.D.6192871 | 2 | |
| 37 | 000 236 551 1 | Threaded pin | Iso4029 | m 6x 6 | 2 | |
| 38 | 000 647 597 0 | Swing yoke | | | 1 | |



Characteristic: **SIEVE PAN**Illustration: **087**

| Pos. | Part-No. | Description | DIN | Dimension | Qty. | Remark |
|------|---------------|-----------------|---------|---------------|------|--------|
| 1 | 000 662 234 1 | Sieve box ass. | | | 1 | |
| 2 | 000 239 388 0 | Contact washer | | A10 | 4 | |
| 3 | 000 237 383 0 | Hexagonal screw | Iso4017 | M10x25 | 2 | |
| 3 | 000 237 453 0 | Hexagonal screw | Iso4017 | M10x30 | 1 | |
| 4 | 000 646 029 0 | Clamping piece | | | 4 | |
| 5 | 000 600 911 1 | Sealing tape | | 3 X 60x1710 | 2 | |
| 6 | 000 600 077 0 | Clamp rail | | 0,9x4x15x1700 | 2 | |
| - | 000 211 233 0 | Rivet | | B 4,8x 9,80 | 30 | |
| 7 | 000 600 919 1 | Sieve support | | 30x8x100 | 4 | |
| 8 | 000 234 326 0 | Washer | | 11 X 26 X3 | 4 | |
| 9 | 000 239 388 0 | Contact washer | | A10 | 4 | |
| 10 | 000 237 796 0 | Hexagonal screw | Iso4017 | M10x180 | 4 | |
| 11 | 000 687 168 0 | Chaff door | | | 2 | |
| 12 | 000 237 465 0 | Hexagonal screw | Iso4017 | M06x16 | 14 | |
| 12 | 000 236 169 0 | Hexagonal nut | Iso4032 | M6 | 14 | |
| 12 | 000 239 386 0 | Contact washer | | A 6 | 14 | |
| 13 | 000 605 696 0 | Rail | | 2x16x616 | 2 | |
| 14 | 000 605 695 1 | Sealing tape | | 3 X 45x 624 | 2 | |
| 15 | 000 687 177 0 | Plate | | 2x20x20 | 4 | |
| 16 | 000 687 170 0 | Guide | | 3 X 42x 55 | 2 | |
| 17 | 000 502 511 0 | Flat head bolt | Din603 | M10x25-F=3 | 3 | |
| 17 | 000 236 171 0 | Hexagonal nut | Iso4032 | M10 | 3 | |
| 17 | 000 239 388 0 | Contact washer | | A10 | 3 | |
| 18 | 000 234 326 0 | Washer | | 11 X 26 X3 | 3 | |
| 19 | 000 235 505 0 | Hexagonal screw | Iso4014 | M06x30 | 4 | |
| 20 | 000 704 551 0 | Clamp strip | | | 4 | |
| 21 | 000 002 155 0 | Compress.spring | | 2 X 11 X 21 | 4 | |
| 22 | 000 236 180 0 | Washer | D9021 | 6,4 | 4 | |
| 23 | 000 237 983 0 | Securing nut | Iso7042 | M06 | 4 | |
| 30 | 000 662 269 0 | Guide plate | | 1x141,5x675 | 4 | |
| 31 | 000 237 464 0 | Hexagonal screw | Iso4017 | M06x12 | 8 | |
| 32 | 000 239 386 0 | Contact washer | | A 6 | 8 | |
| 33 | 000 609 661 0 | Angle | | | 4 | |
| 34 | 000 609 663 0 | Screw | | M10x700 | 4 | |
| 35 | 000 608 176 0 | Rubber flap | | 3x390x400 | 1 | |
| 36 | 000 662 616 0 | Guide plate | | 1x104,9x908 | 2 | |
| 37 | 000 662 620 0 | Cross plate | | | 4 | |
| 38 | 000 237 465 0 | Hexagonal screw | Iso4017 | M06x16 | 16 | |
| 39 | 000 239 386 0 | Contact washer | | A 6 | 20 | |
| - | 000 236 169 0 | Hexagonal nut | Iso4032 | M6 | 8 | |

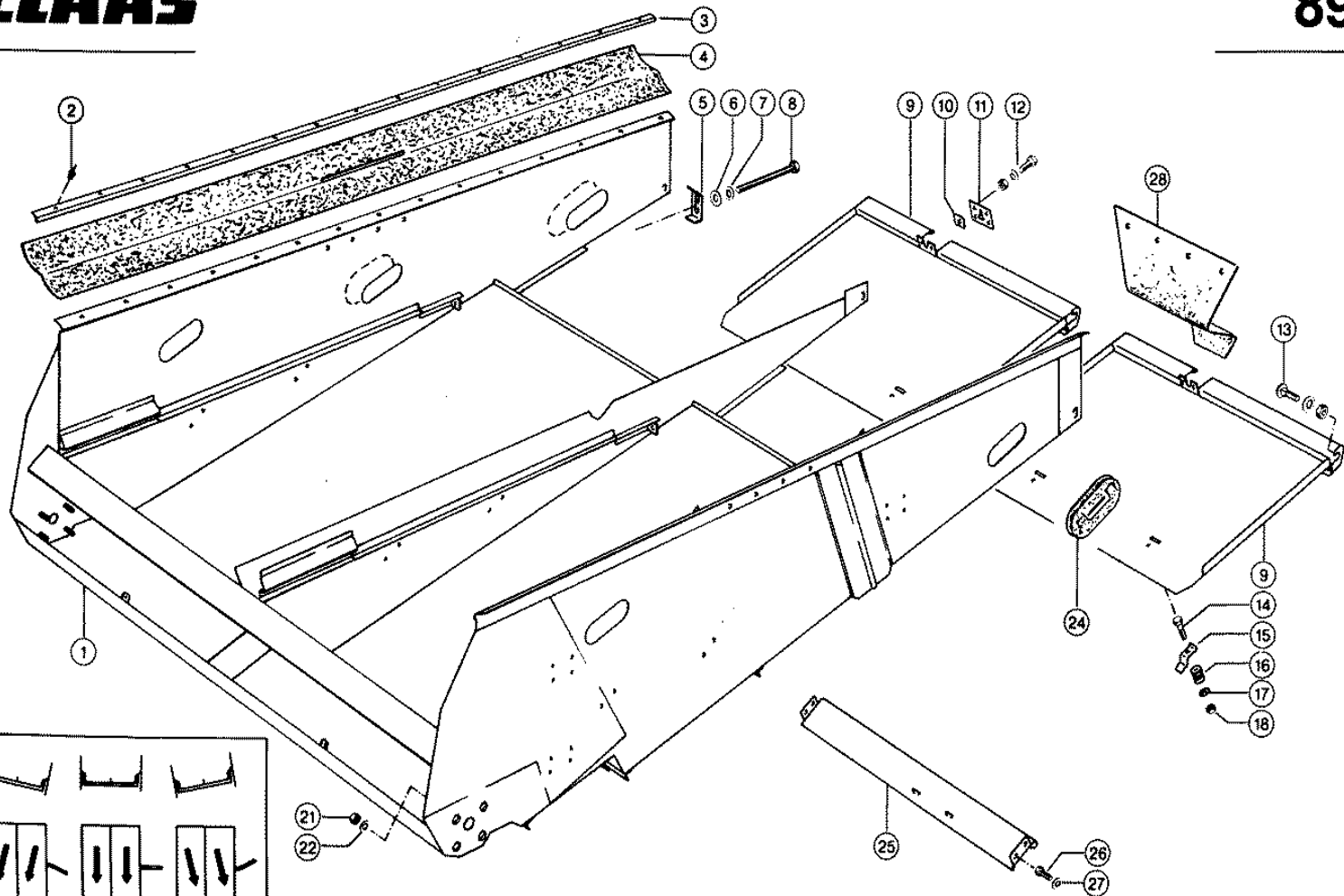


119666

Dominador 98 VX

Characteristic: **SIEVE FRAM**Illustration: **088**

| Pos. | Part-No. | Description | DIN | Dimension | Qty. | Remark |
|------|---------------|-------------------|---------|---------------|------|--------|
| 1 | 000 647 518 1 | Strainercheek rh. | | S | 1 | |
| 2 | 000 647 544 1 | Strain.cheek cent | | S | 1 | |
| 3 | 000 647 565 1 | Cross connection | | | 1 | |
| 4 | 000 236 200 0 | Hexagonal screw | Iso4017 | M08x20 | 24 | |
| 5 | 000 239 387 0 | Contact washer | | A 8 | 24 | |
| 6 | 000 647 561 0 | Cross profile | | | 1 | |
| 7 | 000 646 029 0 | Clamping piece | | | 4 | |
| 8 | 000 237 383 0 | Hexagonal screw | Iso4017 | M10x25 | 2 | |
| 8 | 000 237 842 1 | Hexagonal screw | Iso4017 | M10x65 | 1 | |
| 8 | 000 236 171 0 | Hexagonal nut | Iso4032 | M10 | 1 | |
| 8 | 000 239 388 0 | Contact washer | | A10 | 3 | |
| 9 | 000 236 200 0 | Hexagonal screw | Iso4017 | M08x20 | 4 | |
| 9 | 000 236 170 0 | Hexagonal nut | Iso4032 | M8 | 4 | |
| 9 | 000 239 387 0 | Contact washer | | A 8 | 4 | |
| 10 | 000 647 517 1 | Strainercheek lh. | | S | 4 | |
| 11 | 000 647 569 1 | U-beam | | 4x106x1224 | 1 | |
| 12 | 000 809 080 1 | Spacer tube | | R17,2x27,5 | 4 | |
| 13 | 000 215 006 0 | Contact washer | | Ers.D.2393890 | 4 | |
| 14 | 000 236 172 0 | Hexagonal nut | Iso4032 | M12 | 4 | |
| 15 | 000 617 618 0 | Guide plate | | 1,5x136x603 | 2 | |



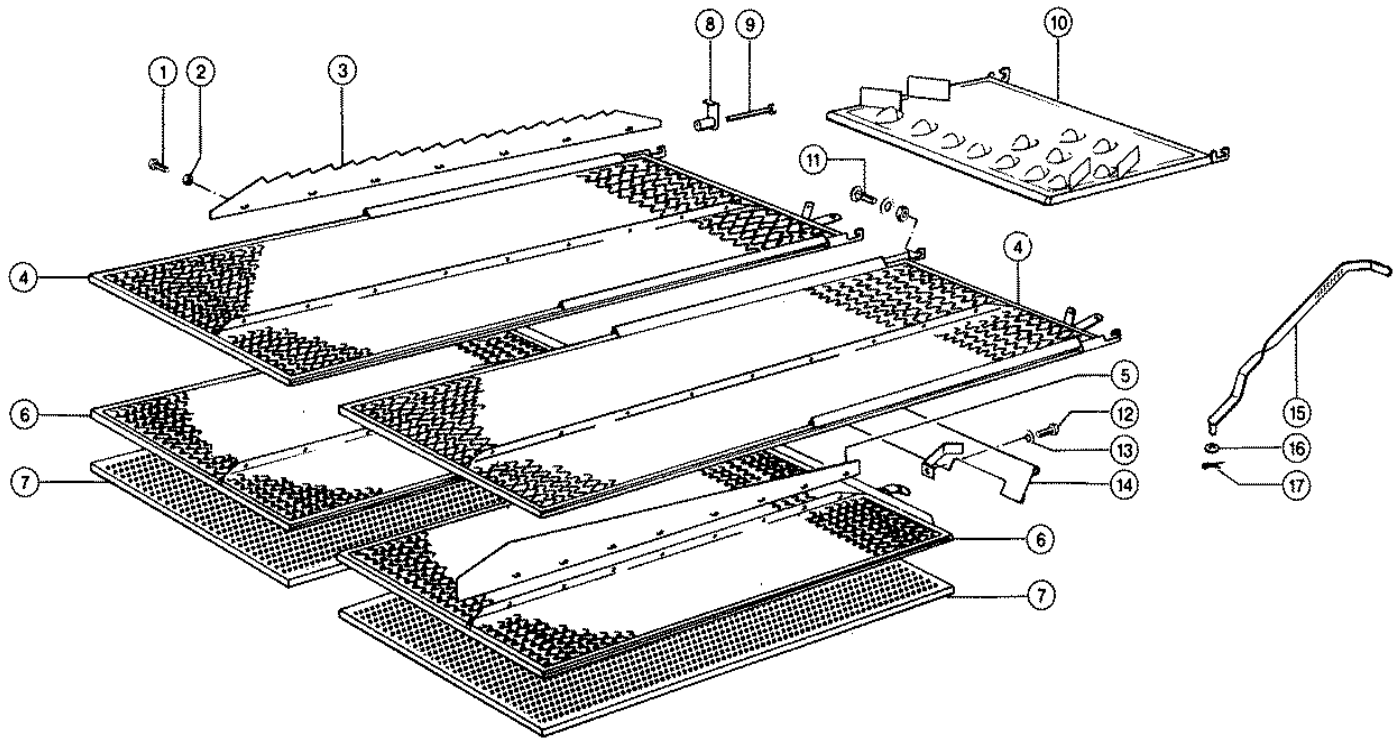
119667

Dominator 98 VX

Characteristic: **SIEVE PAN**

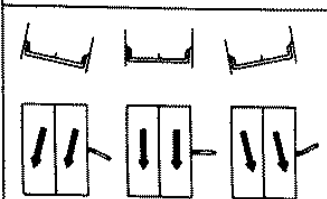
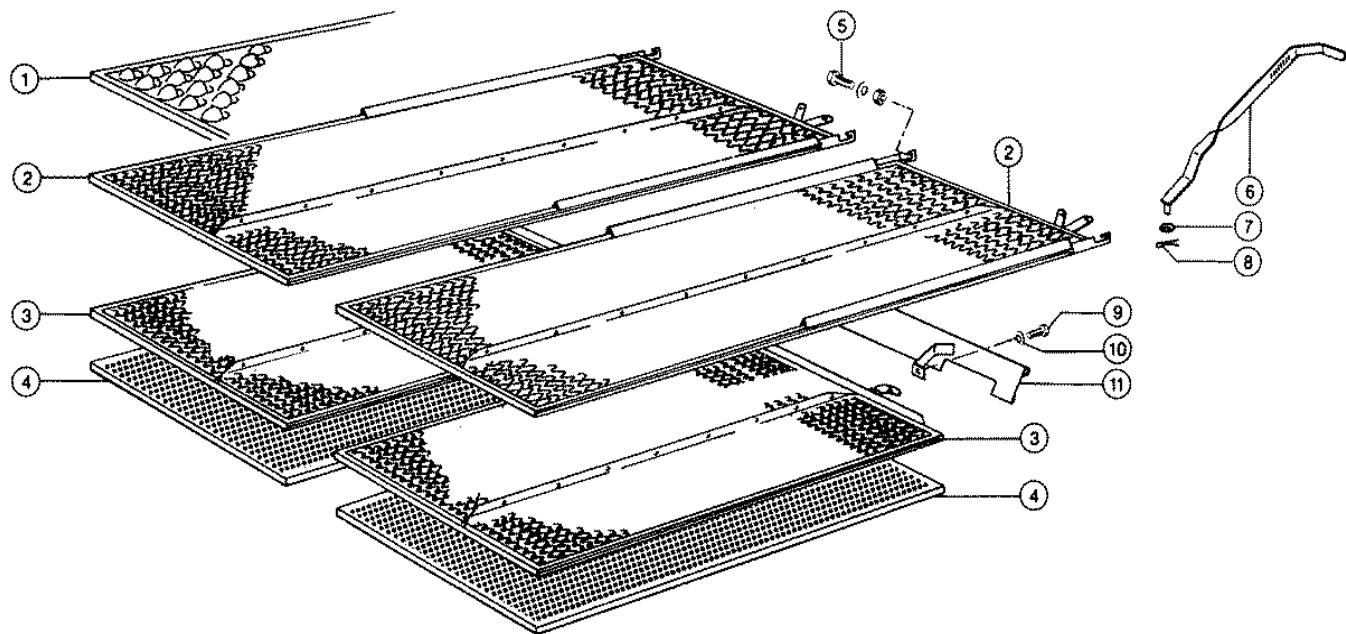
Illustration: **089**

| Pos. | Part-No. | Description | DIN | Dimension | Qty. | Remark |
|------|---------------|-----------------|----------|---------------|------|--------|
| 1 | 000 647 556 1 | Sieve box | | 3-D S | 1 | |
| 2 | 000 237 950 1 | Rivet | Iso16584 | 8x12 | 28 | |
| 3 | 000 647 502 0 | Rail r.h. | | 1710x35x2 | 1 | |
| 3 | 000 647 501 0 | Rail l.h. | | 1710x35x2 | 1 | |
| 4 | 000 647 450 0 | Gasket | | 1710x225x3 | 2 | |
| 5 | 000 600 919 1 | Sieve support | | 30x8x100 | 4 | |
| 6 | 000 234 326 0 | Washer | | 11 X 26 X3 | 7 | |
| 7 | 000 239 388 0 | Contact washer | | A10 | 4 | |
| 8 | 000 237 796 0 | Hexagonal screw | Iso4017 | M10x180 | 4 | |
| 9 | 000 647 643 2 | Chaff door | | | 2 | |
| 10 | 000 687 177 0 | Plate | | 2x20x20 | 4 | |
| 11 | 000 687 170 0 | Guide | | 3 X 42x 55 | 2 | |
| 12 | 000 237 465 0 | Hexagonal screw | Iso4017 | M06x16 | 4 | |
| 12 | 000 236 169 0 | Hexagonal nut | Iso4032 | M6 | 4 | |
| 12 | 000 239 386 0 | Contact washer | | A 6 | 4 | |
| 13 | 000 502 511 0 | Flat head bolt | Din603 | M10x25-F=3 | 3 | |
| 13 | 000 236 171 0 | Hexagonal nut | Iso4032 | M10 | 3 | |
| 13 | 000 239 388 0 | Contact washer | | A10 | 3 | |
| 14 | 000 235 505 0 | Hexagonal screw | Iso4014 | M06x30 | 4 | |
| 15 | 000 704 551 0 | Clamp strip | | | 4 | |
| 16 | 000 002 155 0 | Compress.spring | | 2 X 11 X 21 | 4 | |
| 17 | 000 236 180 0 | Washer | D9021 | 6,4 | 4 | |
| 18 | 000 237 983 0 | Securing nut | Iso7042 | M06 | 4 | |
| 21 | 000 236 172 0 | Hexagonal nut | Iso4032 | M12 | 8 | |
| 22 | 000 215 006 0 | Contact washer | | Ers.D.2393890 | 8 | |
| 24 | 000 687 999 0 | Gasket | | | 3 | |
| 25 | 000 662 269 0 | Guide plate | | 1x141,5x675 | 4 | |
| 26 | 000 237 464 0 | Hexagonal screw | Iso4017 | M06x12 | 8 | |
| 27 | 000 239 386 0 | Contact washer | | A 6 | 8 | |
| 28 | 000 608 176 0 | Rubber flap | | 3x390x400 | 1 | |



Characteristic: **SIEVES**Illustration: **090**

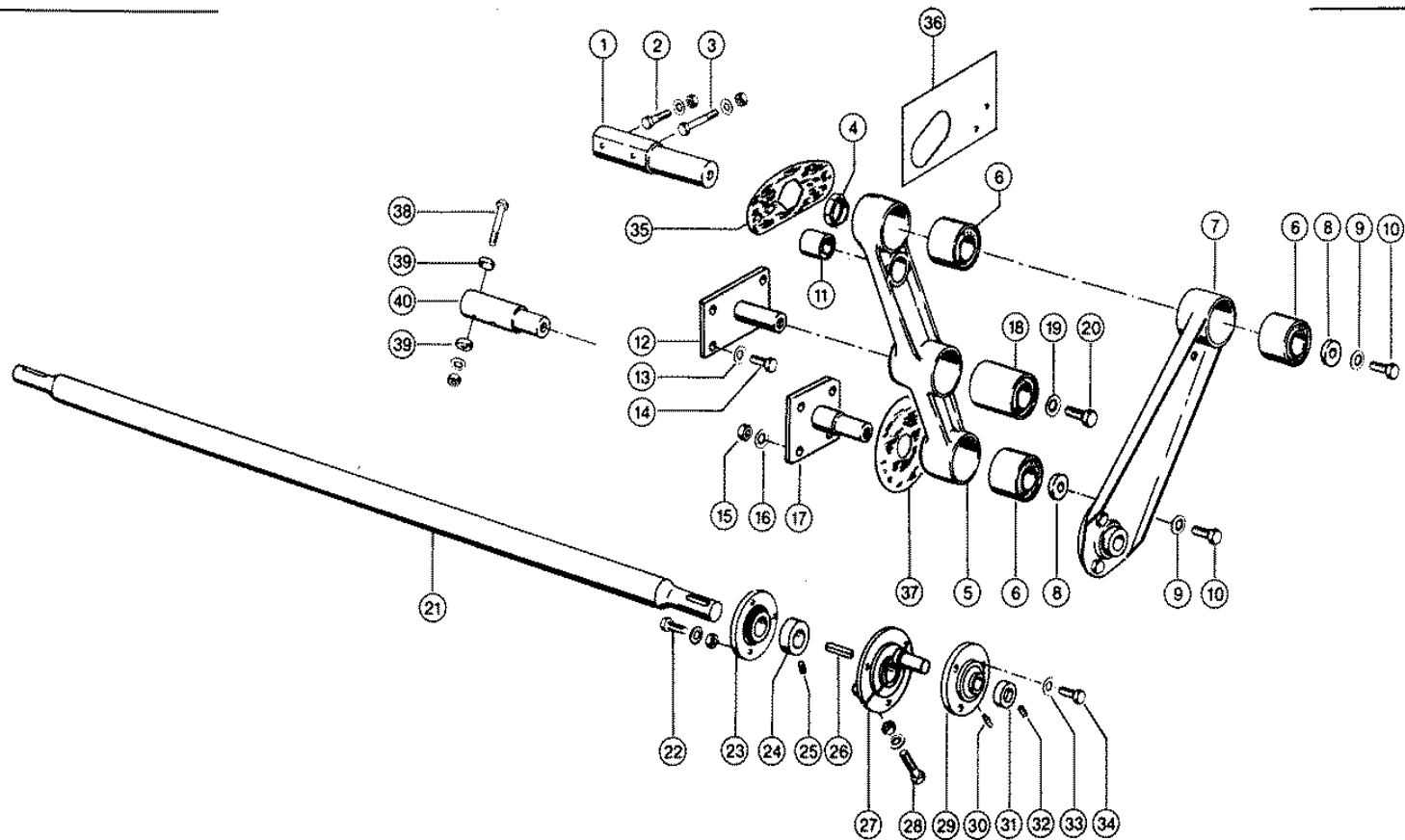
| Pos. | Part-No. | Description | DIN | Dimension | Qty. | Remark |
|------|---------------|------------------|---------|-------------|------|-------------------|
| 1 | 000 239 012 0 | Hexagonal screw | Iso4017 | m 5x12 | 16 | |
| 2 | 000 215 407 0 | Comby c-nut | | M05 | 16 | |
| 3 | 000 600 969 2 | Guide plate | | 1,5x75x1330 | 2 | |
| 4 | 000 646 097 0 | Frogmouthsieve | | 1739x 632 | 2 | |
| 4 | 000 647 673 1 | Frogmouthsieve | | 1739x 635 | 2 | deep toothed |
| - | 000 176 138 1 | Long segment kit | | Langlippig | N.B | |
| - | 000 176 518 0 | Adjusting lever | | | 2 | |
| 6 | 000 646 098 2 | Frogmouthsieve | | 632x1275 | 2 | |
| - | 000 176 139 1 | Disc | | Kurzlippig | N.B | |
| - | 000 176 517 0 | Adjusting lever | | | 2 | |
| 7 | 000 600 129 0 | Sieve bottom | | 632x1275 | 2 | optional |
| 7 | 000 600 128 0 | Sieve bottom | | 632x1275 | 2 | optional |
| 7 | 000 600 127 0 | Sieve bottom | | 632x1275 | 2 | optional |
| 7 | 000 600 126 0 | Sieve bottom | | 632x1275 | 2 | optional |
| 7 | 000 600 125 0 | Sieve bottom | | 632x1275 | 2 | optional |
| 7 | 000 608 827 0 | Sieve bottom | | 632x1275 | 2 | optional |
| 7 | 000 608 831 0 | Sieve bottom | | 632x1275 | 2 | optional |
| 7 | 000 608 834 0 | Sieve bottom | | 632x1275 | 2 | optional |
| 7 | 000 686 808 1 | Sieve bottom | | 632x1275 | 2 | optional |
| 7 | 000 686 940 1 | Graepel sieve | | 557x1275 | 2 | optional |
| 7 | 000 686 782 1 | Graepel sieve | | 632x1275 | 2 | optional |
| 8 | 000 686 795 0 | Support | | | 4 | for corn thresher |
| 9 | 000 237 796 0 | Hexagonal screw | Iso4017 | M10x180 | 4 | for corn thresher |
| 10 | 000 686 773 2 | Sieve extension | | 80 mm.ccm | 2 | optional |
| 10 | 000 686 947 0 | Sieve extension | | NL 32 | 2 | optional |
| 10 | 000 686 944 0 | Sieve extension | | 20r | 2 | optional |
| 11 | 000 502 511 0 | Flat head bolt | Din603 | M10x25-F=3 | 3 | |
| 11 | 000 236 171 0 | Hexagonal nut | Iso4032 | M10 | 3 | |
| 11 | 000 239 394 1 | Contact washer | | B10 | 3 | |
| 12 | 000 237 439 0 | Hexagonal screw | Iso4017 | M08x16 | 4 | |
| 13 | 000 239 387 0 | Contact washer | | A 8 | 4 | |
| 14 | 000 605 928 2 | Guide plate | | | 2 | |
| 15 | 000 687 171 0 | Linkage | | | 2 | |
| 16 | 000 236 912 2 | Washer | Din125 | 8,4 | 2 | |
| 17 | 000 235 110 0 | Split pin | I1234 | 2 X 18 | 2 | |



119669

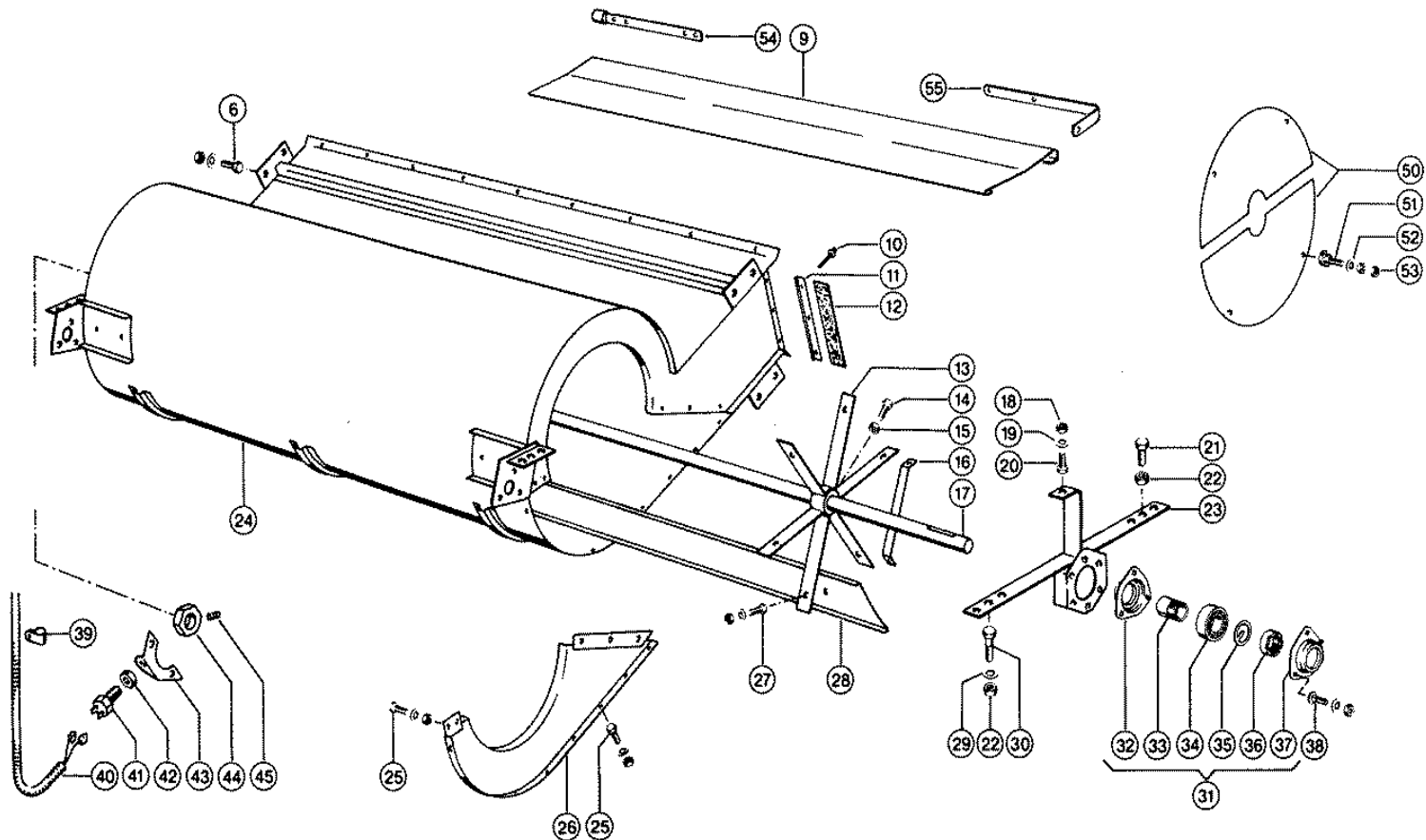
Characteristic: **SIEVES**Illustration: **091**

| Pos. | Part-No. | Description | DIN | Dimension | Qty. | Remark |
|------|---------------|------------------|---------|------------|------|--------------|
| 1 | 000 647 645 1 | Graepel sieve | | 564x1739 | 2 | for c.c.m. |
| 2 | 000 647 126 1 | Frogmouthsieve | | 1739x 564 | 2 | |
| 2 | 000 647 674 1 | Frogmouthsieve | | 561x1739 | 2 | deep toothed |
| - | 000 176 138 1 | Long segment kit | | Langlippig | N.B | |
| - | 000 176 518 0 | Adjusting lever | | | 2 | |
| - | 000 647 667 1 | Sieve | | 564x1739 | 2 | optional |
| - | 000 647 668 1 | Sieve top | | 564x1739 | 2 | optional |
| - | 000 647 669 1 | Sieve top | | 564x1739 | 2 | optional |
| 3 | 000 646 098 2 | Frogmouthsieve | | 632x1275 | 2 | |
| - | 000 176 139 1 | Disc | | Kurzlippig | N.B | |
| - | 000 176 517 0 | Adjusting lever | | | 2 | |
| 4 | 000 600 129 0 | Sieve bottom | | 632x1275 | 2 | optional |
| 4 | 000 600 128 0 | Sieve bottom | | 632x1275 | 2 | optional |
| 4 | 000 600 127 0 | Sieve bottom | | 632x1275 | 2 | optional |
| 4 | 000 600 126 0 | Sieve bottom | | 632x1275 | 2 | optional |
| 4 | 000 600 125 0 | Sieve bottom | | 632x1275 | 2 | optional |
| 4 | 000 608 827 0 | Sieve bottom | | 632x1275 | 2 | optional |
| 4 | 000 608 831 0 | Sieve bottom | | 632x1275 | 2 | optional |
| 4 | 000 608 834 0 | Sieve bottom | | 632x1275 | 2 | optional |
| 4 | 000 686 808 1 | Sieve bottom | | 632x1275 | 2 | optional |
| 4 | 000 686 940 1 | Graepel sieve | | 557x1275 | 2 | optional |
| 4 | 000 686 782 1 | Graepel sieve | | 632x1275 | 2 | optional |
| 5 | 000 237 842 1 | Hexagonal screw | Iso4017 | M10x65 | 1 | |
| 5 | 000 237 383 0 | Hexagonal screw | Iso4017 | M10x25 | 2 | |
| 5 | 000 236 171 0 | Hexagonal nut | Iso4032 | M10 | 3 | |
| 5 | 000 239 388 0 | Contact washer | | A10 | 3 | |
| 6 | 000 687 171 0 | Linkage | | | 2 | |
| 7 | 000 236 912 2 | Washer | Din125 | 8,4 | 2 | |
| 8 | 000 235 110 0 | Split pin | I1234 | 2 X 18 | 2 | |
| 9 | 000 237 439 0 | Hexagonal screw | Iso4017 | M08x16 | 4 | |
| 10 | 000 239 387 0 | Contact washer | | A 8 | 4 | |
| 11 | 000 605 928 2 | Guide plate | | | 2 | |



Characteristic: **ROCKER ARM DRIVE**Illustration: **092**

| Pos. | Part-No. | Description | DIN | Dimension | Qty. | Remark |
|------|---------------|-------------------|---------|-----------------|------|---------------------|
| 1 | 000 662 187 0 | Trunnion | | D 50x263 | 2 | with "3-D" |
| 2 | 000 235 558 0 | Hexagonal screw | Iso4014 | M12x70 | 2 | |
| 2 | 000 236 172 0 | Hexagonal nut | Iso4032 | M12 | 2 | |
| 2 | 000 239 389 0 | Contact washer | | A12 | 4 | |
| 3 | 000 242 380 0 | Hexagonal screw | Iso4014 | M12x120 | 2 | |
| 3 | 000 236 172 0 | Hexagonal nut | Iso4032 | M12 | 2 | |
| 3 | 000 239 389 0 | Contact washer | | A12 | 4 | |
| 4 | 000 605 228 2 | Washer | | 6kt 50x10,5 | 2 | |
| 5 | 000 647 438 1 | Swing ass. | | | 2 | |
| 5 | 000 647 655 0 | Swing | | | 2 | at "3-D" design |
| 6 | 000 647 430 0 | Megu bushing | | 36x70x65 | 6 | |
| 7 | 000 647 440 1 | Crank rod | | | 2 | with Item 29 - 34 |
| 8 | 000 712 415 0 | Washer | | 12,5x 45 X10 | 4 | |
| 9 | 000 239 389 0 | Contact washer | | A12 | 4 | |
| 10 | 000 233 244 0 | Hexagonal screw | Iso4017 | M12x40-Mkl | 4 | from no. 09308610 |
| 10 | 000 237 572 0 | Hexagonal screw | Iso4017 | M12x35 | 4 | to No. 09308609 |
| 11 | 000 647 465 0 | Megu bushing | | 18x34x42 | 2 | at "3-D" design |
| 12 | 000 647 451 2 | Bearing | | | 2 | |
| 13 | 000 239 388 0 | Contact washer | | A10 | 8 | |
| 14 | 000 237 382 0 | Hexagonal screw | Iso4017 | M10x20 | 8 | |
| 15 | 000 236 172 0 | Hexagonal nut | Iso4032 | M12 | 8 | at "3-D" design |
| 16 | 000 215 006 0 | Contact washer | | Ers.D.2393890 | 8 | at "3-D" design |
| 17 | 000 647 454 3 | Bearing support | | | 2 | at "3-D" design |
| 18 | 000 647 431 0 | Megu bushing | | 36x70x90 | 2 | |
| 19 | 000 239 391 0 | Contact washer | | A16 | 2 | |
| 20 | 000 235 585 0 | Hexagonal screw | Iso4017 | M16x45 | 2 | |
| 21 | 000 605 000 6 | Shaft | | D 48x1495 | 1 | |
| 22 | 000 237 453 0 | Hexagonal screw | Iso4017 | M10x30 | 6 | |
| 22 | 000 236 171 0 | Hexagonal nut | Iso4032 | M10 | 6 | |
| 22 | 000 239 388 0 | Contact washer | | A10 | 6 | |
| 23 | 000 603 144 0 | Bearing unit | | | 2 | |
| 24 | 000 616 067 0 | Tension ring | | W.Ers.D.6160671 | 2 | |
| 25 | 000 236 325 0 | Threaded pin | Iso4029 | m 8x10 | 2 | |
| 26 | 000 238 212 0 | Parallel key | D6885 | A 10x 8x 45 | 2 | |
| 27 | 000 600 791 1 | Eccentric Hub Lh. | | | 1 | |
| 27 | 000 600 790 1 | Eccentric Hub Rh. | | | 1 | |
| 28 | 000 235 533 0 | Hexagonal screw | Iso4014 | M10x45 | 2 | |
| 28 | 000 236 171 0 | Hexagonal nut | Iso4032 | M10 | 2 | |
| 28 | 000 239 388 0 | Contact washer | | A10 | 2 | |
| 29 | 000 662 624 1 | Bearing unit | | Pea 206 B-25 | 2 | |
| 30 | 000 236 942 0 | Grease nipple | D71412 | As 6x1 | 2 | |
| 31 | 000 610 447 0 | Tension ring | | W.Ers.D.6104471 | 2 | |
| 32 | 000 236 325 0 | Threaded pin | Iso4029 | m 8x10 | 2 | |
| 33 | 000 239 388 0 | Contact washer | | A10 | 6 | |
| 34 | 000 237 382 0 | Hexagonal screw | Iso4017 | M10x20 | 6 | |
| 35 | 000 634 933 0 | Gasket | | 3x100x204 | 2 | |
| 36 | 000 634 931 1 | Sealed plate | | 1,5x163x250 | 2 | |
| 37 | 000 634 934 0 | Sealing washer | | 40,5x150x3 | 2 | |
| 38 | 000 237 808 0 | Hexagonal screw | Iso4014 | M10x75 | 4 | with "3-D" |
| 38 | 000 236 171 0 | Hexagonal nut | Iso4032 | M10 | 4 | with "3-D" |
| 38 | 000 239 388 0 | Contact washer | | A10 | 4 | with "3-D" |
| 39 | 000 662 189 0 | Washer | | D 25x8,5 | 8 | not at "3-D" design |
| 40 | 000 662 188 1 | Pin | | D 40x186 | 2 | not at "3-D" design |



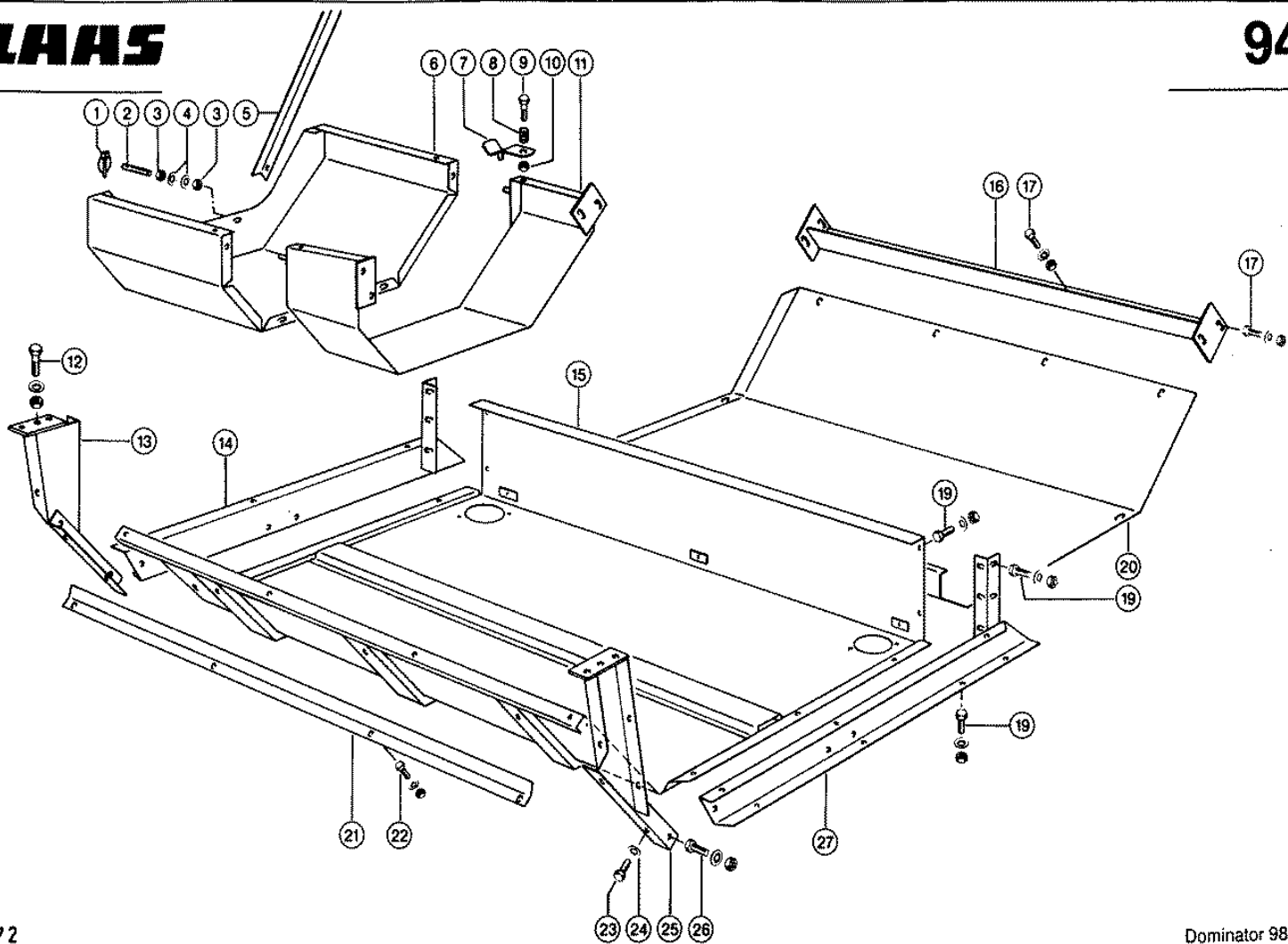
CLAAS SPARE PARTS LIST

05.09.2008
Sheet 1
DOMINATOR 98 VX

Characteristic: **FAN**

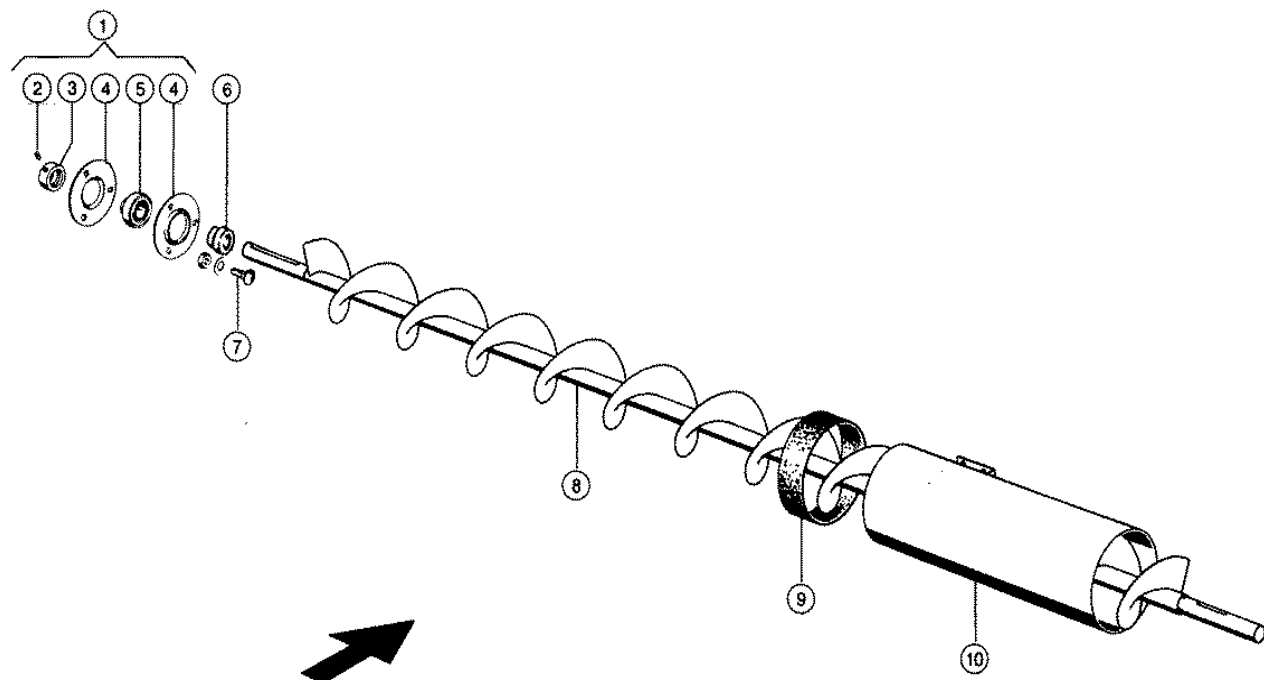
Illustration: **093**

| Pos. | Part-No. | Description | DIN | Dimension | Qty. | Remark |
|------|---------------|-------------------|---------|----------------|------|----------|
| 6 | 000 237 383 0 | Hexagonal screw | Iso4017 | M10x25 | 10 | |
| 6 | 000 236 171 0 | Hexagonal nut | Iso4032 | M10 | 10 | |
| 6 | 000 239 388 0 | Contact washer | | A10 | 10 | |
| 9 | 000 662 262 0 | Wind guide plate | | 2x250x1240 | 2 | |
| 10 | 000 237 950 1 | Rivet | Iso1658 | 4,8x12 | 6 | |
| 11 | 000 605 045 0 | Rail | | 0,8x280 | 2 | |
| 12 | 000 605 044 1 | Sealing tape | | 3 X 30 X 320 | 2 | |
| 13 | 000 684 837 1 | Fan star | | 6-teilig | 3 | |
| 14 | 000 237 454 0 | Hexagonal screw | Iso4017 | M10x30-Cp-Sw13 | 3 | |
| 15 | 000 236 171 0 | Hexagonal nut | Iso4032 | M10 | 3 | |
| 16 | 000 684 839 0 | Brace | | | 18 | |
| 17 | 000 671 190 8 | Fan shaft | | D30x1737 | 1 | |
| 18 | 000 237 947 0 | Securing nut | Iso7042 | M10 | 2 | |
| 19 | 000 239 388 0 | Contact washer | | A10 | 8 | |
| 20 | 000 237 383 0 | Hexagonal screw | Iso4017 | M10x25 | 2 | |
| 21 | 000 237 572 0 | Hexagonal screw | Iso4017 | M12x35 | 6 | |
| 22 | 000 238 234 0 | Securing nut | Iso7042 | M12 | 12 | |
| 23 | 000 678 288 0 | Suspension l.h. | | | 1 | |
| 23 | 000 678 289 0 | Suspension R.H. | | | 1 | |
| 24 | 000 605 048 1 | Fan housing | | | 1 | |
| 25 | 000 237 465 0 | Hexagonal screw | Iso4017 | M06x16 | 13 | |
| 25 | 000 236 169 0 | Hexagonal nut | Iso4032 | M6 | 13 | |
| 25 | 000 239 386 0 | Contact washer | | A 6 | 13 | |
| 26 | 000 600 502 0 | Side part l.h. | | | 1 | |
| 27 | 000 237 466 0 | Hexagonal screw | Iso4017 | M06x20 | 18 | |
| 27 | 000 236 169 0 | Hexagonal nut | Iso4032 | M6 | 18 | |
| 27 | 000 239 386 0 | Contact washer | | A 6 | 18 | |
| 28 | 000 605 047 0 | Fan blade | | 0,88x122x1230 | 6 | |
| 29 | 000 239 389 0 | Contact washer | | A12 | 6 | |
| 30 | 000 237 875 0 | Hexagonal screw | Iso4017 | M12x45 | 6 | |
| 31 | 000 505 320 0 | Bearing cpl. | | Montiert | 2 | |
| 32 | 000 500 874 0 | Bearing shell | | | 2 | |
| - | 000 177 309 0 | Felt strip | Din6120 | 66x 7x1400 | N.B | 140 long |
| 33 | 000 500 832 1 | Taper lock sleeve | | 30 | 2 | |
| 34 | 000 235 952 0 | S.al.ball bearing | Din630 | 1207 K/C3 | 2 | |
| 35 | 000 500 894 0 | Locking plate | | 35 | 2 | |
| 36 | 000 500 892 1 | Slotted nut | | m 35x1,5 | 2 | |
| 37 | 000 779 242 0 | Bearing shell | | | 2 | |
| - | 000 177 308 0 | Felt strip | Din6120 | 66x 5x1400 | N.B | 165 long |
| 38 | 000 234 953 0 | Flat head bolt | Din603 | m 8x 20x13 | 6 | |
| 38 | 000 236 170 0 | Hexagonal nut | Iso4032 | M8 | 6 | |
| 38 | 000 239 387 0 | Contact washer | | A 8 | 6 | |
| 39 | 000 215 403 0 | Pipe clamp | Din3016 | A1-12x20-8,4 | 5 | |
| 40 | 000 012 638 0 | Wiring loom | | Kanal | 1 | |
| 41 | 000 676 835 0 | Magnetic pick up | | | 1 | |
| 42 | 000 766 588 0 | Hexagonal nut | Iso8675 | M18x1,5-M=5 | 2 | |
| 43 | 000 647 871 0 | Support | | 4x144x80 | 1 | |
| 44 | 000 647 869 0 | Cam wheel | | D78x15 | 1 | |
| 45 | 000 238 503 0 | Threaded pin | Iso4029 | m 8x12 | 2 | |
| 50 | 000 609 596 0 | Segment | | D468x2 | 4 | |
| 51 | 000 609 597 1 | Hook bolt | | M6-50lang | 8 | |
| 52 | 000 239 386 0 | Contact washer | | A 6 | 8 | |
| 53 | 000 236 169 0 | Hexagonal nut | Iso4032 | M6 | 16 | |
| 54 | 000 729 517 0 | Bearing strip | | | 2 | |



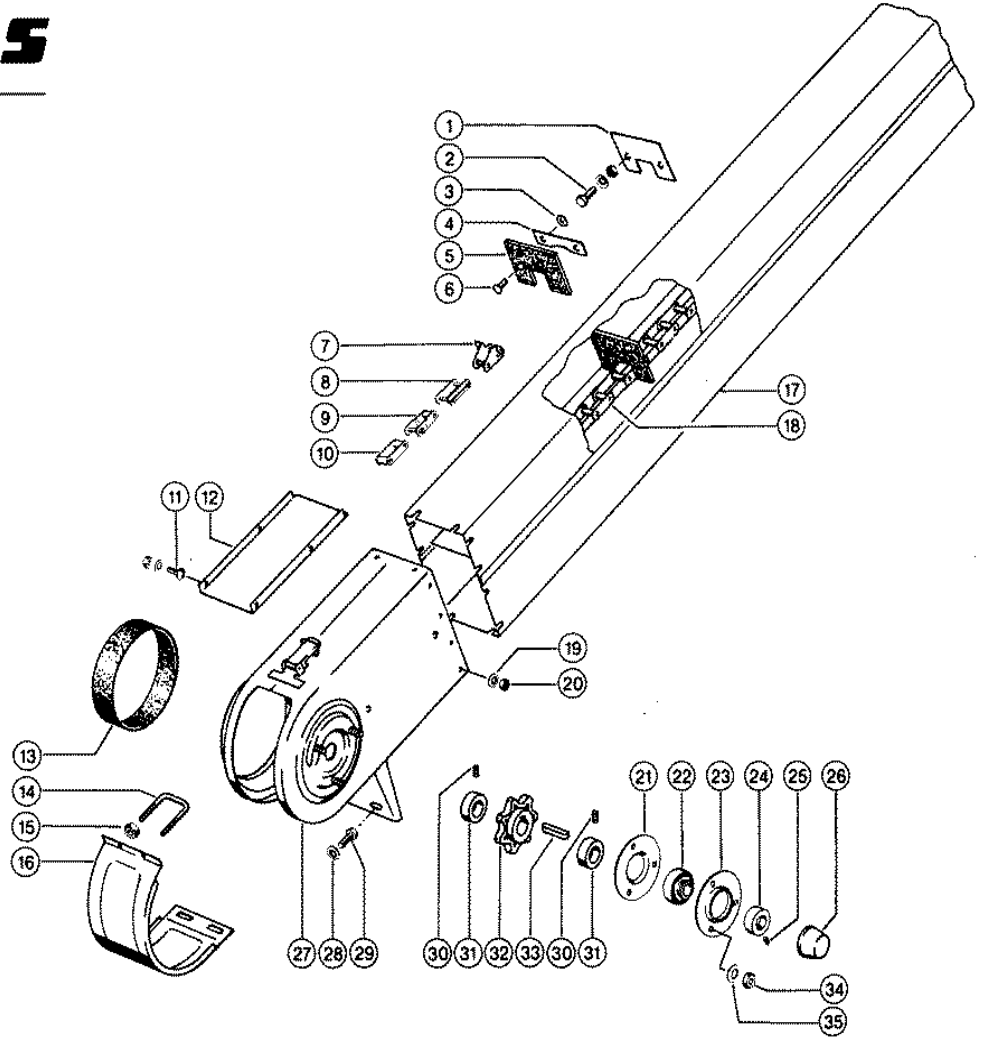
Characteristic: **FAN AND ELEVATOR GUARDS**Illustration: **094**

| Pos. | Part-No. | Description | DIN | Dimension | Qty. | Remark |
|------|---------------|------------------|---------|-------------|------|--------|
| 1 | 000 941 002 2 | Cover spring pin | | 5x32 | 2 | |
| 2 | 000 687 414 0 | Pin | | 12h9x55 | 2 | |
| 3 | 000 236 172 0 | Hexagonal nut | Iso4032 | M12 | 4 | |
| 4 | 000 239 389 0 | Contact washer | | A12 | 4 | |
| 5 | 000 687 415 0 | Brace | | 30x4x920 | 1 | |
| 6 | 000 687 406 1 | Elevator guard | | S | 1 | |
| 7 | 000 687 412 0 | Lock | | | 2 | |
| 8 | 000 923 056 0 | Compress.spring | | 3 X 15 X 25 | 2 | |
| 9 | 000 235 533 0 | Hexagonal screw | Iso4014 | M10x45 | 2 | |
| 10 | 000 237 947 0 | Securing nut | Iso7042 | M10 | 4 | |
| 11 | 000 687 401 1 | Elevator guard | | S | 1 | |
| 12 | 000 242 455 0 | Hexagonal screw | Iso4017 | M12x60 | 6 | |
| 12 | 000 236 172 0 | Hexagonal nut | Iso4032 | M12 | 6 | |
| 12 | 000 239 389 0 | Contact washer | | A12 | 6 | |
| 13 | 000 687 388 0 | Support r.h. | | | 1 | |
| 14 | 000 687 383 0 | Support r.h. | | | 1 | |
| 15 | 000 687 377 0 | Fan guard | | | 1 | |
| 16 | 000 687 398 0 | Cross support | | | 1 | |
| 17 | 000 237 383 0 | Hexagonal screw | Iso4017 | M10x25 | 14 | |
| 17 | 000 236 171 0 | Hexagonal nut | Iso4032 | M10 | 14 | |
| 17 | 000 239 388 0 | Contact washer | | A10 | 14 | |
| 19 | 000 237 382 0 | Hexagonal screw | Iso4017 | M10x20 | 14 | |
| 19 | 000 236 171 0 | Hexagonal nut | Iso4032 | M10 | 14 | |
| 19 | 000 239 388 0 | Contact washer | | A10 | 14 | |
| 20 | 000 687 395 0 | Troughguard | | | 1 | |
| 21 | 000 687 417 0 | Angle | | 1,5x70x1310 | 1 | |
| 22 | 000 237 439 0 | Hexagonal screw | Iso4017 | M08x16 | 4 | |
| 22 | 000 236 170 0 | Hexagonal nut | Iso4032 | M8 | 4 | |
| 22 | 000 239 387 0 | Contact washer | | A 8 | 4 | |
| 23 | 000 237 382 0 | Hexagonal screw | Iso4017 | M10x20 | 4 | |
| 24 | 000 239 388 0 | Contact washer | | A10 | 4 | |
| 25 | 000 687 387 0 | Support l.h. | | | 1 | |
| 26 | 000 236 056 0 | Hexagonal screw | Iso4017 | M12x25 | 2 | |
| 26 | 000 236 172 0 | Hexagonal nut | Iso4032 | M12 | 2 | |
| 26 | 000 239 389 0 | Contact washer | | A12 | 2 | |
| 27 | 000 687 382 0 | Support l.h. | | | 1 | |



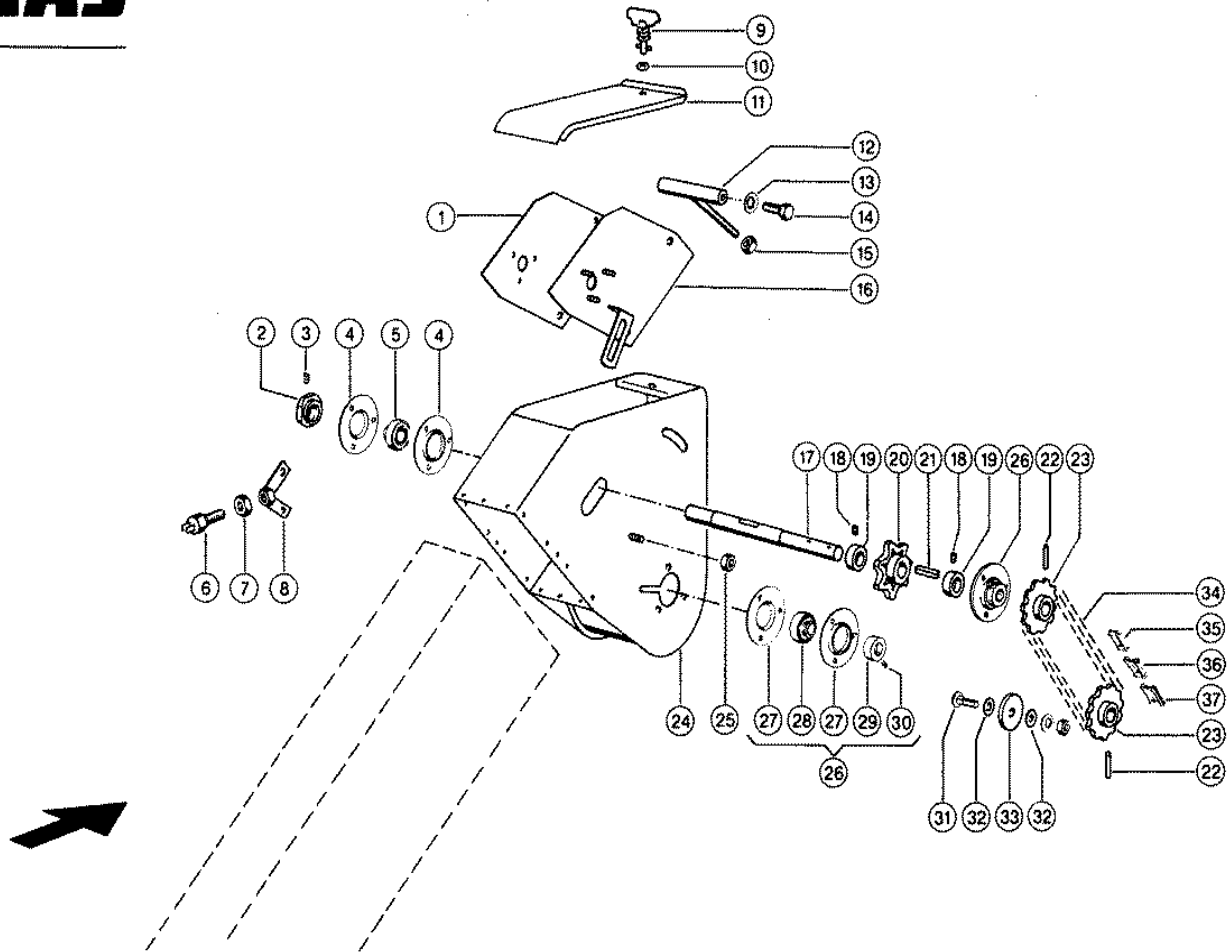
Characteristic: **GRAIN AUGERS**Illustration: **095**

| Pos. | Part-No. | Description | DIN | Dimension | Qty. | Remark |
|------|---------------|-------------------|---------|-----------------|------|--------|
| 1 | 000 610 449 0 | Flange bearing | | Bfa 30 | 1 | |
| 2 | 000 236 325 0 | Threaded pin | Iso4029 | m 8x10 | 1 | |
| 3 | 000 610 447 0 | Tension ring | | W.Ers.D.6104471 | 1 | |
| 4 | 000 610 446 0 | Metal flange | | Rb Y 206 | 2 | |
| 5 | 000 610 448 0 | Lock collar bear. | | Rä30nppbfa140/ | 1 | |
| 6 | 000 662 271 0 | Spacer ring | | D45x15 | 1 | |
| 7 | 000 236 510 0 | Flat head bolt | Din603 | M10x 20x12 | 3 | |
| 7 | 000 236 171 0 | Hexagonal nut | Iso4032 | M10 | 3 | |
| 7 | 000 239 388 0 | Contact washer | | A10 | 3 | |
| 8 | 000 663 501 0 | Returns auger | | D 150x1910x2233 | 1 | |
| 9 | 000 607 997 1 | Rubber bandage | | 150x60 | 1 | |
| 10 | 000 647 916 0 | Returns tube | | | 1 | |



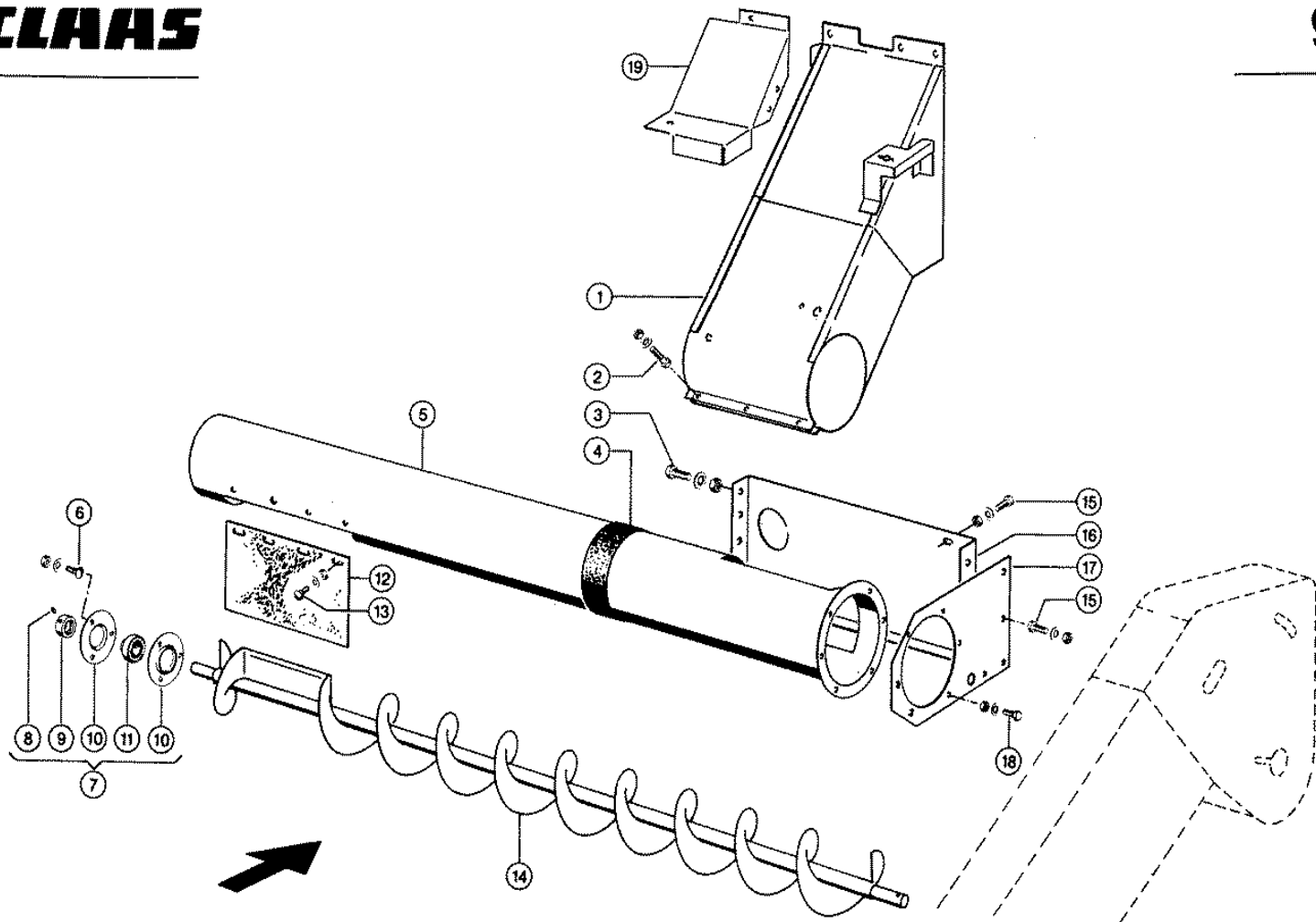
Characteristic: **RETURNS ELEVATEUR**Illustration: **096**

| Pos. | Part-No. | Description | DIN | Dimension | Qty. | Remark |
|------|---------------|-------------------|---------|-----------------|------|------------|
| 1 | 000 671 252 0 | Conveyor plate | | 3x77x102 | 1 | |
| 2 | 000 237 438 0 | Hexagonal screw | Iso4017 | m 8x12 | 2 | |
| 2 | 000 236 170 0 | Hexagonal nut | Iso4032 | M8 | 2 | |
| 2 | 000 239 387 0 | Contact washer | | A 8 | 2 | |
| 3 | 000 237 816 0 | Washer | D9021 | 8,4 | 66 | |
| 4 | 000 636 208 2 | Shim | | 2x30x82 | 33 | |
| 5 | 000 619 298 2 | Conveyor plate | | 107 X 80 X 9 | 33 | |
| - | 000 619 279 0 | Chain end | | 3gl 38,4tlg | N.B | |
| 6 | 000 235 779 1 | Tube rivet | D7340 | B 8 X1 X22 | 66 | |
| 7 | 000 687 545 1 | Angular strap | | 38,4 Tlg | N.B | |
| - | 000 003 052 0 | Lock wire | | 1,8x60 | N.B | |
| 8 | 000 002 860 0 | Chain Lock Str. | | 38,40x19 | N.B | |
| - | 000 003 052 0 | Lock wire | | 1,8x60 | N.B | |
| 9 | 000 002 861 0 | Chain Lock Bend. | | 38,40x19 | N.B | |
| 10 | 000 002 866 0 | Chain inner link | | 38,4x19,0x6,92 | N.B | |
| 11 | 000 215 429 0 | Flat head bolt | Din603 | m 6x12x6 | 4 | |
| 11 | 000 236 169 0 | Hexagonal nut | Iso4032 | M6 | 4 | |
| 11 | 000 239 386 0 | Contact washer | | A 6 | 4 | |
| 12 | 000 647 912 0 | Divider plate | | 1,5x152x245 | 1 | |
| 12 | 000 654 941 0 | Divider plate | | 1,5x152x245 | 1 | for rice |
| 13 | 000 607 997 1 | Rubber bandage | | 150x60 | 1 | |
| 14 | 000 684 184 0 | Locking yoke | | D8 | 1 | |
| 15 | 000 238 132 0 | Securing nut | Iso7042 | M08 | 2 | |
| 16 | 000 647 896 0 | Lock cover | | 2x138x394 | 1 | |
| 16 | 000 687 914 0 | Lock cover | | 2x138x394 | 1 | perforated |
| 16 | 000 654 942 0 | Lock cover | | 2x138x394 | 1 | for rice |
| 17 | 000 647 903 0 | Elevator housing | | | 1 | |
| 18 | 000 678 448 0 | Elevator chain cp | | 38,4 134gl 33pl | 1 | |
| 19 | 000 239 392 0 | Contact washer | | B 6 | 12 | |
| 20 | 000 236 169 0 | Hexagonal nut | Iso4032 | M6 | 12 | |
| 21 | 000 610 446 0 | Metal flange | | Rb Y 206 | 1 | |
| 22 | 000 610 448 0 | Lock collar bear. | | Rä30nppbfa140/ | 1 | |
| 23 | 000 216 336 0 | Metal flange | | Unlackiert | 1 | |
| 24 | 000 610 447 0 | Tension ring | | W.Ers.D.6104471 | 1 | |
| 25 | 000 236 325 0 | Threaded pin | Iso4029 | m 8x10 | 1 | |
| 26 | 000 818 081 0 | Guard cap | | 55x60,5x35 | 1 | |
| 27 | 000 647 907 0 | Elevator foot | | | 1 | |
| 27 | 000 654 938 0 | Elevator foot | | 5cr S | 1 | for rice |
| 28 | 000 239 393 1 | Contact washer | | B 8 | 2 | |
| 29 | 000 236 200 0 | Hexagonal screw | Iso4017 | M08x20 | 2 | |
| 30 | 000 236 552 0 | Threaded pin | Iso4029 | M10x 8 | 2 | |
| 31 | 000 500 309 2 | Adjusting ring | | A30e8x45x15/M10 | 2 | |
| 32 | 000 674 143 4 | Sprocket | | 38,4 Tlg 7z | 1 | |
| 33 | 000 665 260 0 | Parallel key | D6885 | A 10x 8x 30 | 1 | |
| 34 | 000 236 171 0 | Hexagonal nut | Iso4032 | M10 | 3 | |
| 35 | 000 239 388 0 | Contact washer | | A10 | 3 | |



Characteristic: **RETURNS ELEVATEUR**Illustration: **097**

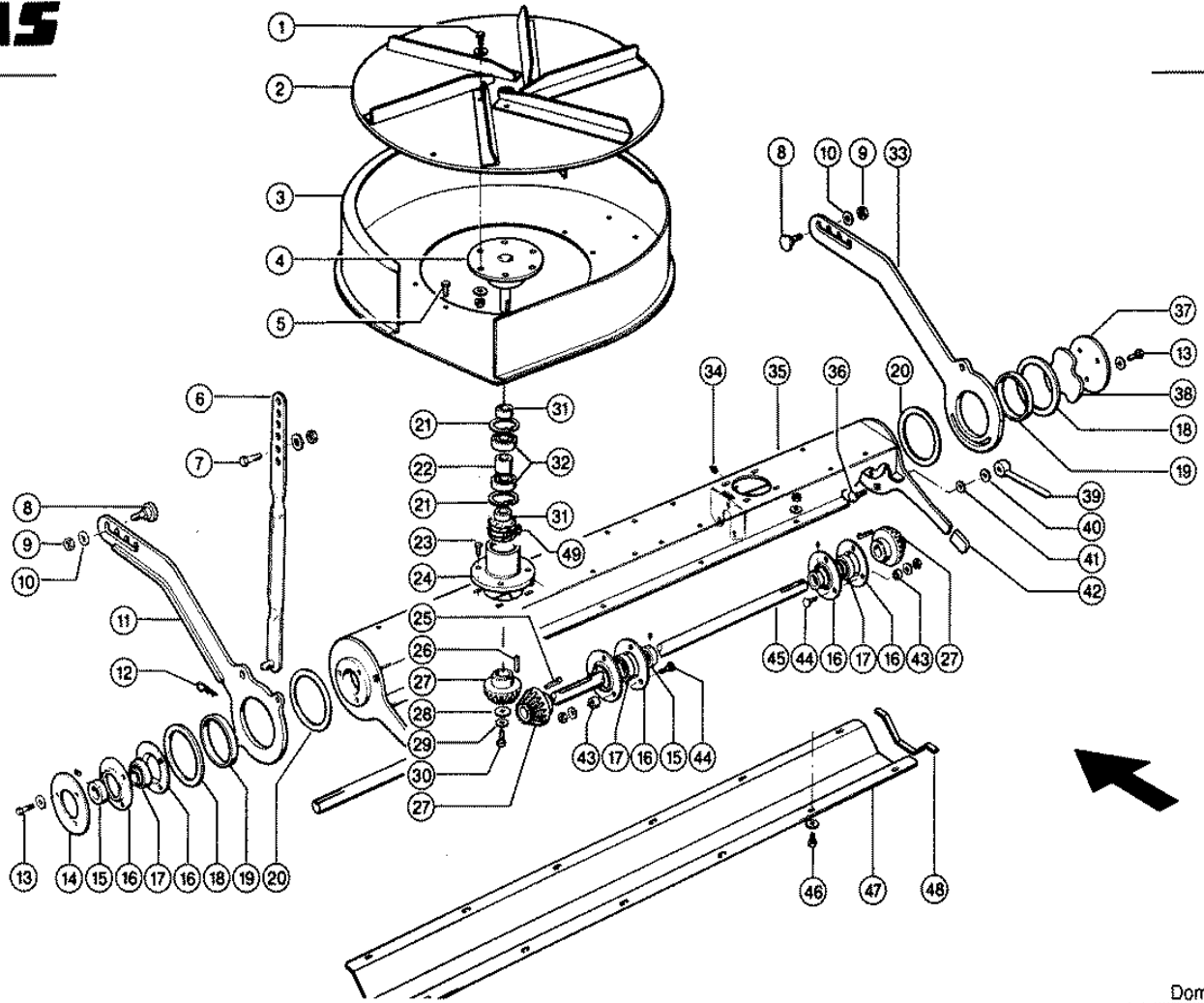
| Pos. | Part-No. | Description | DIN | Dimension | Qty. | Remark |
|------|---------------|-------------------|---------|-----------------|------|--------|
| 1 | 000 600 972 1 | Chain Adjuster Lh | | | 1 | |
| 2 | 000 647 762 1 | Cam wheel | | D25x13,5 | 1 | |
| 3 | 000 236 551 1 | Threaded pin | Iso4029 | m 6x 6 | 1 | |
| 4 | 000 636 343 0 | Metal flange | | Rb Y 205 | 2 | |
| 5 | 000 636 341 0 | Lock collar bear. | | Yen 205 | 1 | |
| 6 | 000 676 835 0 | Magnetic pick up | | | 1 | |
| 7 | 000 766 588 0 | Hexagonal nut | Iso8675 | M18x1,5-M=5 | 1 | |
| 8 | 000 658 606 0 | Support | | | 1 | |
| 9 | 000 606 674 0 | Locking pin | | 3,17- 3,92kl-L | 1 | |
| 10 | 000 601 243 0 | Support washer | | 10,8x25x0,6 | 1 | |
| 11 | 000 600 929 1 | Cover | | 1,5x145x270 | 1 | |
| 12 | 000 600 970 0 | Chain tensioner | | | 1 | |
| 13 | 000 239 389 0 | Contact washer | | A12 | 2 | |
| 14 | 000 236 056 0 | Hexagonal screw | Iso4017 | M12x25 | 2 | |
| 15 | 000 238 234 0 | Securing nut | Iso7042 | M12 | 1 | |
| 16 | 000 600 971 1 | Chain Adjuster Rh | | | 1 | |
| 17 | 000 600 641 0 | Shaft | | 297,0 Lg | 1 | |
| 18 | 000 236 552 0 | Threaded pin | Iso4029 | M10x 8 | 2 | |
| 19 | 000 500 310 2 | Adjusting ring | | A26e8x40x15m10 | 2 | |
| 20 | 000 678 856 2 | Sprocket | | 38,4 Tlg 7z | 1 | |
| 21 | 000 633 020 0 | Parallel key | D6885 | A 8x 7x 30 | 1 | |
| 22 | 000 235 666 2 | Tensioning pin | Iso8752 | 6 X 40-N | 2 | |
| 23 | 000 600 967 1 | Sprocket | | 11z 25,4tlg | 2 | |
| 24 | 000 725 475 1 | Elevator head | | | 1 | |
| 25 | 000 238 234 0 | Securing nut | Iso7042 | M12 | 2 | |
| 26 | 000 636 340 0 | Flange bearing | | Bfa 25 | 2 | |
| 27 | 000 636 343 0 | Metal flange | | Rb Y 205 | 4 | |
| 28 | 000 636 341 0 | Lock collar bear. | | Yen 205 | 2 | |
| 29 | 000 636 342 0 | Tension ring | | W.Ers.D.6363421 | 2 | |
| 30 | 000 213 823 0 | Threaded pin | Iso4029 | m 6x0,75x6 | 2 | |
| 31 | 000 244 247 0 | Flat head bolt | Din603 | M10x 35 | 1 | |
| 31 | 000 236 171 0 | Hexagonal nut | Iso4032 | M10 | 1 | |
| 31 | 000 239 388 0 | Contact washer | | A10 | 1 | |
| 32 | 000 176 820 0 | Washer | | 10,5x 30 X1,5 | 4 | |
| 33 | 000 678 440 2 | Tensioning block | | 11x61,3x6 | 1 | |
| 34 | 000 600 981 0 | Roller chain | D8181 | 208ax 34 E | 1 | |
| 35 | 000 684 793 0 | Inner link | D8181 | B-208a | N.B | |
| 36 | 000 686 755 0 | Chian Offset Link | D8181 | L-208a | N.B | |
| 37 | 000 684 794 0 | Chain Lock Str. | D8181 | S-208a | N.B | |



Characteristic: **RETURN OUTLET**

Illustration: **098**

| Pos. | Part-No. | Description | DIN | Dimension | Qty. | Remark |
|------|---------------|-------------------|---------|-----------------|------|------------------------|
| 1 | 000 541 163 0 | Control box | | | 1 | |
| 2 | 000 242 442 0 | Hexagonal screw | Iso4017 | m 6x30 | 3 | |
| 2 | 000 236 169 0 | Hexagonal nut | Iso4032 | M6 | 3 | |
| 2 | 000 239 386 0 | Contact washer | | A 6 | 3 | |
| 3 | 000 237 383 0 | Hexagonal screw | Iso4017 | M10x25 | 3 | |
| 3 | 000 236 171 0 | Hexagonal nut | Iso4032 | M10 | 3 | |
| 3 | 000 239 388 0 | Contact washer | | A10 | 3 | |
| 4 | 000 607 997 1 | Rubber bandage | | 150x60 | 1 | |
| 5 | 000 662 552 0 | Outlet pipe | | | 1 | |
| 6 | 000 610 098 1 | Flat head bolt | | m 8x 20 | 3 | |
| 6 | 000 236 170 0 | Hexagonal nut | Iso4032 | M8 | 3 | |
| 6 | 000 239 387 0 | Contact washer | | A 8 | 3 | |
| 7 | 000 636 340 0 | Flange bearing | | Bfa 25 | 1 | |
| 8 | 000 213 823 0 | Threaded pin | Iso4029 | m 6x0,75x6 | 1 | fine thread (m 6X0.75) |
| 8 | 000 236 551 1 | Threaded pin | Iso4029 | m 6x 6 | 1 | normal thread (m6X1) |
| 9 | 000 636 342 1 | Tension ring | | 25 | 1 | |
| 10 | 000 636 343 0 | Metal flange | | Rb Y 205 | 2 | |
| 11 | 000 636 341 0 | Lock collar bear. | | Yen 205 | 1 | |
| 12 | 000 605 897 0 | A.wrapp.guard | | 3 X170x 280 | 1 | |
| 13 | 000 665 564 1 | Flat head bolt | | m 6x 12 | 4 | |
| 13 | 000 236 169 0 | Hexagonal nut | Iso4032 | M6 | 4 | |
| 13 | 000 239 392 0 | Contact washer | | B 6 | 4 | |
| 14 | 000 687 173 1 | Returns auger | | D150x120x1719,5 | 1 | |
| 15 | 000 236 200 0 | Hexagonal screw | Iso4017 | M08x20 | 5 | |
| 15 | 000 236 170 0 | Hexagonal nut | Iso4032 | M8 | 5 | |
| 15 | 000 239 393 1 | Contact washer | | B 8 | 5 | |
| 16 | 000 605 326 8 | Support plate | | 3,0x0285x0577 | 1 | |
| 17 | 000 600 636 3 | Support | | 3x250x319 | 1 | |
| 18 | 000 237 465 0 | Hexagonal screw | Iso4017 | M06x16 | 6 | |
| 18 | 000 236 169 0 | Hexagonal nut | Iso4032 | M6 | 6 | |
| 18 | 000 239 386 0 | Contact washer | | A 6 | 6 | |
| 19 | 000 541 168 0 | Intermed.plate | | Geschw. | 1 | |

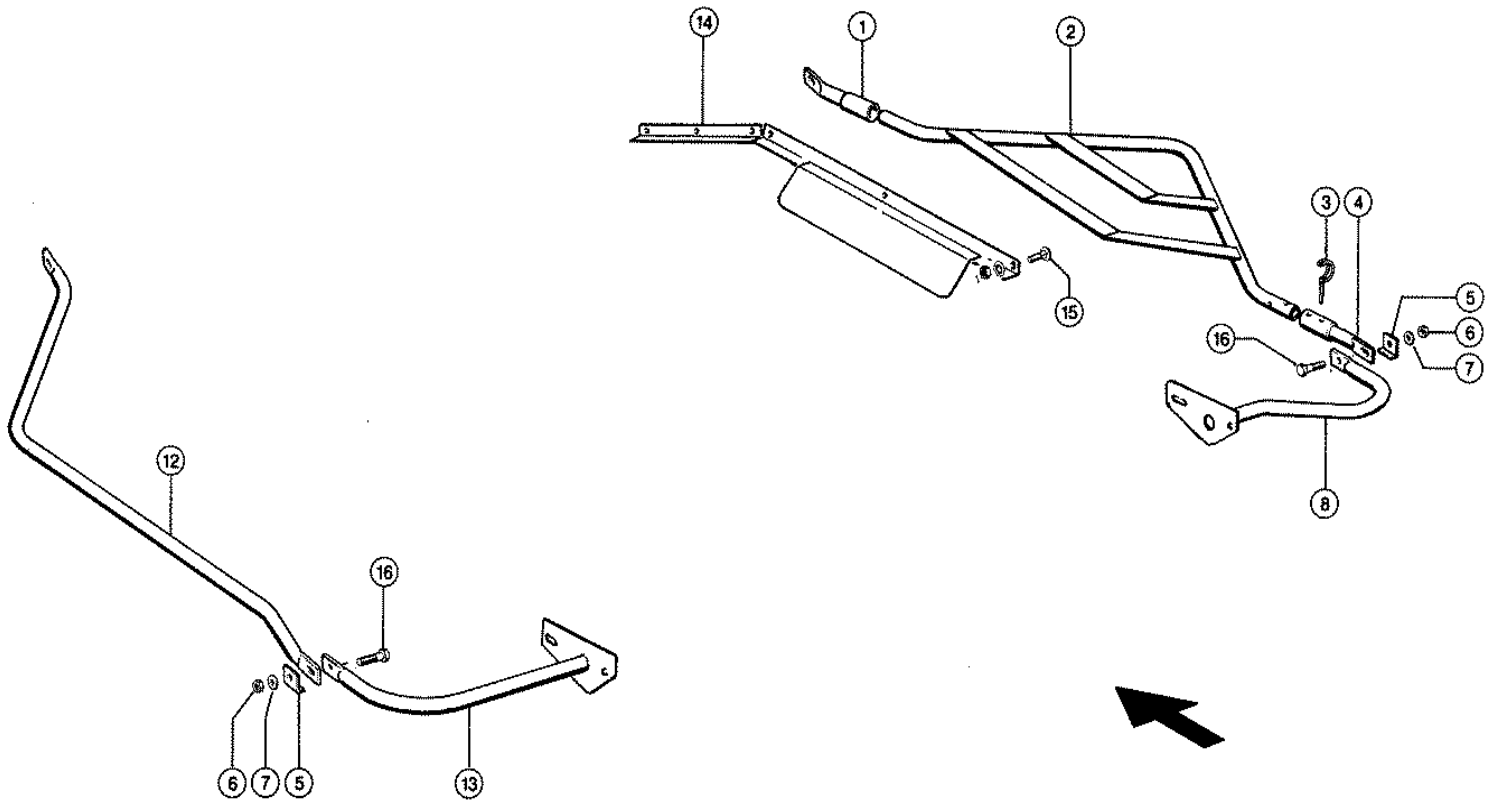


Characteristic: **CHAFF SPREADER**Illustration: **099**

| Pos. | Part-No. | Description | DIN | Dimension | Qty. | Remark |
|------|---------------|-------------------|---------|---------------|------|-----------------------|
| 1 | 000 237 466 0 | Hexagonal screw | Iso4017 | M06x20 | 12 | |
| 1 | 000 235 131 1 | Spring washer | | 6 | 12 | |
| 1 | 000 239 386 0 | Contact washer | | A 6 | 24 | |
| 1 | 000 237 983 0 | Securing nut | Iso7042 | M06 | 12 | |
| 2 | 000 538 313 1 | Fan wheel l.h. | | D 594 mm | 1 | |
| 2 | 000 538 314 1 | Fan Wheel R.H. | | D 594 mm | 1 | |
| 3 | 000 538 769 0 | Screen plate | | Li | 1 | |
| 3 | 000 538 770 0 | Screen plate | | Re | 1 | |
| 4 | 000 538 215 2 | Washer | | | 2 | |
| 5 | 000 237 465 0 | Hexagonal screw | Iso4017 | M06x16 | 16 | |
| 5 | 000 239 386 0 | Contact washer | | A 6 | 16 | |
| 5 | 000 236 169 0 | Hexagonal nut | Iso4032 | M6 | 16 | |
| 6 | 000 538 376 1 | Bracket | | | 2 | |
| 7 | 000 235 529 0 | Hexagonal screw | Iso4017 | M10x25 | 2 | |
| 7 | 000 239 388 0 | Contact washer | | A10 | 2 | |
| 7 | 000 236 171 0 | Hexagonal nut | Iso4032 | M10 | 2 | |
| 8 | 000 538 214 1 | Pin | | D30x46 | 2 | |
| 9 | 000 236 172 0 | Hexagonal nut | Iso4032 | M12 | 2 | |
| 10 | 000 239 395 1 | Contact washer | | B12 | 2 | |
| 11 | 000 538 242 2 | Bearing | | Geschw. | 1 | |
| 12 | 000 665 666 0 | Spring clip | | 3 X 77 | 2 | |
| 13 | 000 236 200 0 | Hexagonal screw | Iso4017 | M08x20 | 6 | |
| 13 | 000 239 387 0 | Contact washer | | A 8 | 6 | |
| 14 | 000 538 256 1 | Washer | | D120x2 | 1 | |
| 15 | 000 636 342 1 | Tension ring | | 25 | 3 | |
| 15 | 000 213 823 0 | Threaded pin | Iso4029 | m 6x0,75x6 | 3 | fine thread (m6X0.75) |
| 15 | 000 236 551 1 | Threaded pin | Iso4029 | m 6x 6 | 3 | normal thread (m6X1) |
| 16 | 000 636 343 0 | Metal flange | | Rb Y 205 | 6 | |
| 17 | 000 939 036 0 | Lock collar bear. | | Yen 205-S | 3 | |
| 18 | 000 538 281 1 | Thrust washer | | Rd 118x11x3,9 | 2 | |
| 19 | 000 538 260 1 | Synthetic bush | | D104x100x10 | 2 | |
| 20 | 000 538 259 1 | Thrust washer | | Rd 124x10x2 | 2 | |
| 21 | 000 235 181 0 | Circlip | D472 | 47x1,75 | 4 | |
| 22 | 000 538 213 1 | Spacer ring | | D30x2x21 | 2 | |
| 23 | 000 237 442 0 | Hexagonal screw | Iso4017 | M08x25 | 8 | |
| 23 | 000 239 387 0 | Contact washer | | A 8 | 8 | |
| 23 | 000 236 170 0 | Hexagonal nut | Iso4032 | M8 | 8 | |
| 24 | 000 538 210 1 | Housing | | Geschw. | 2 | |
| - | 000 538 783 0 | Metal spacer | | 0,75x60x130 | 2 | |
| 25 | 000 007 605 0 | Gib-head key | D6887 | 8x 7x 36 | 2 | |
| 26 | 000 766 546 0 | Parallel key | D6885 | A 8x 7x 32 | 2 | |
| 27 | 000 050 113 0 | Bevel gear | | 16 Zähne | 4 | |
| 28 | 000 538 294 0 | Washer | | 8,6x35,2x4,65 | 2 | |
| 29 | 000 235 132 1 | Spring washer | | 8 | 2 | |
| 30 | 000 244 378 0 | Hexagonal screw | Iso4017 | m 8x25 | 2 | |
| 31 | 000 538 280 1 | Spacer tube | | D30x2x7 | 4 | |
| 32 | 000 237 713 0 | Grvd.ball bearing | | 6005-2rs* | 4 | |
| 33 | 000 538 204 2 | Bearing | | | 1 | |
| 34 | 000 236 942 0 | Grease nipple | D71412 | As 6x1 | 2 | |
| 35 | 000 538 766 1 | Channel | | | 1 | |
| 36 | 000 237 462 0 | Hexagonal screw | Iso4017 | M12x40 | 1 | |
| 37 | 000 538 257 1 | Cover | | Rd 118x2 | 1 | |
| 38 | 000 538 335 1 | Retention plate | | D95x4 | 1 | |
| 39 | 000 504 504 0 | Toggle nut | D99 | N 100 M12 | 1 | |

Characteristic: **CHAFF SPREADER**Illustration: **099**

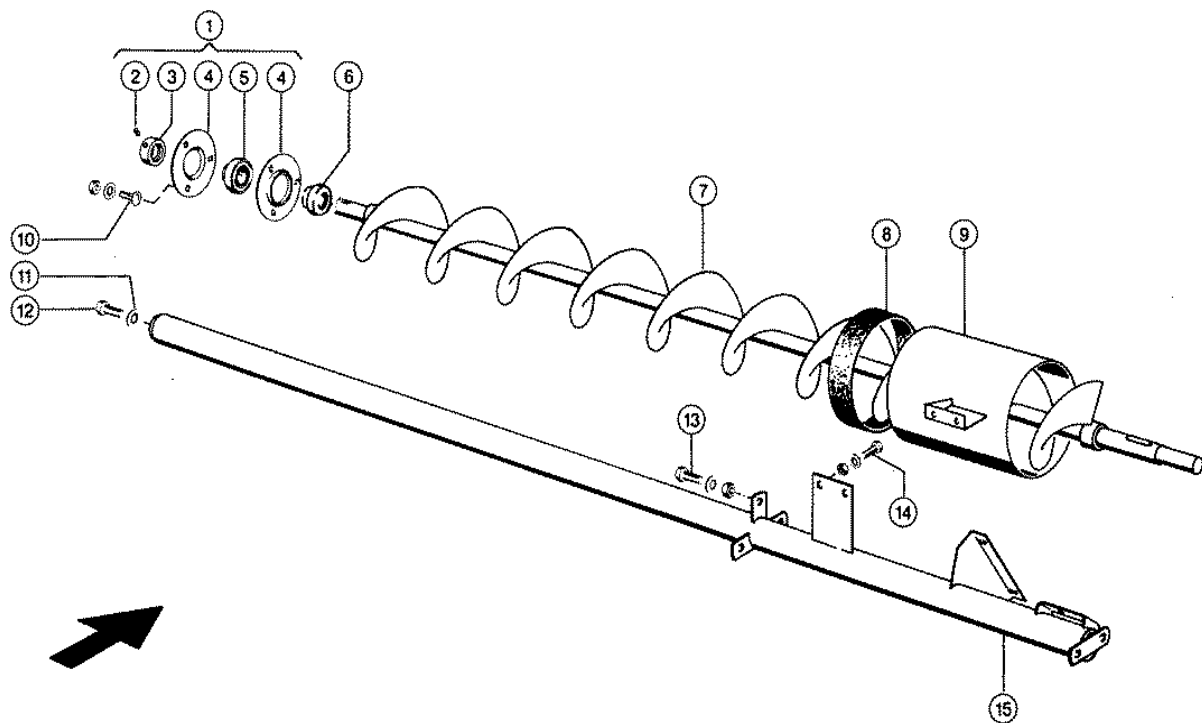
| Pos. | Part-No. | Description | DIN | Dimension | Qty. | Remark |
|------|---------------|-----------------|---------|-----------------|------|----------|
| 40 | 000 239 389 0 | Contact washer | | A12 | 1 | |
| 41 | 000 237 043 0 | Washer | Iso7092 | 212 | 1 | |
| 42 | 000 538 258 1 | Handle | | Kunststoff | 2 | |
| 43 | 000 538 305 0 | Spacer tube | | D16x8 | 6 | |
| 44 | 000 236 438 0 | Flat head bolt | Din603 | m 8x 16x10 | 6 | |
| 44 | 000 239 387 0 | Contact washer | | A 8 | 6 | |
| 44 | 000 236 170 0 | Hexagonal nut | Iso4032 | M8 | 6 | |
| 45 | 000 538 311 1 | Drive shaft | | Rd25x1075 | 1 | |
| 46 | 000 237 465 0 | Hexagonal screw | Iso4017 | M06x16 | 12 | |
| 46 | 000 236 911 2 | Washer | D125 | 6,4 | 12 | |
| 46 | 000 239 386 0 | Contact washer | | A 6 | 12 | |
| 46 | 000 236 169 0 | Hexagonal nut | Iso4032 | M6 | 12 | |
| 47 | 000 538 324 1 | Cover | | 1,25x212,4x1316 | 1 | |
| 48 | 000 200 706 0 | Edge protector | | Hellgrau | 2 | 215 long |
| 49 | 000 408 561 1 | Hose clamp | D3017 | W.Ers.D.4085612 | 2 | |
| 49 | 000 538 224 0 | Rubber strip | | 3x25x225 | 2 | |



Characteristic: **CHAFF SPREADER, PROTECTIVE TUBE**

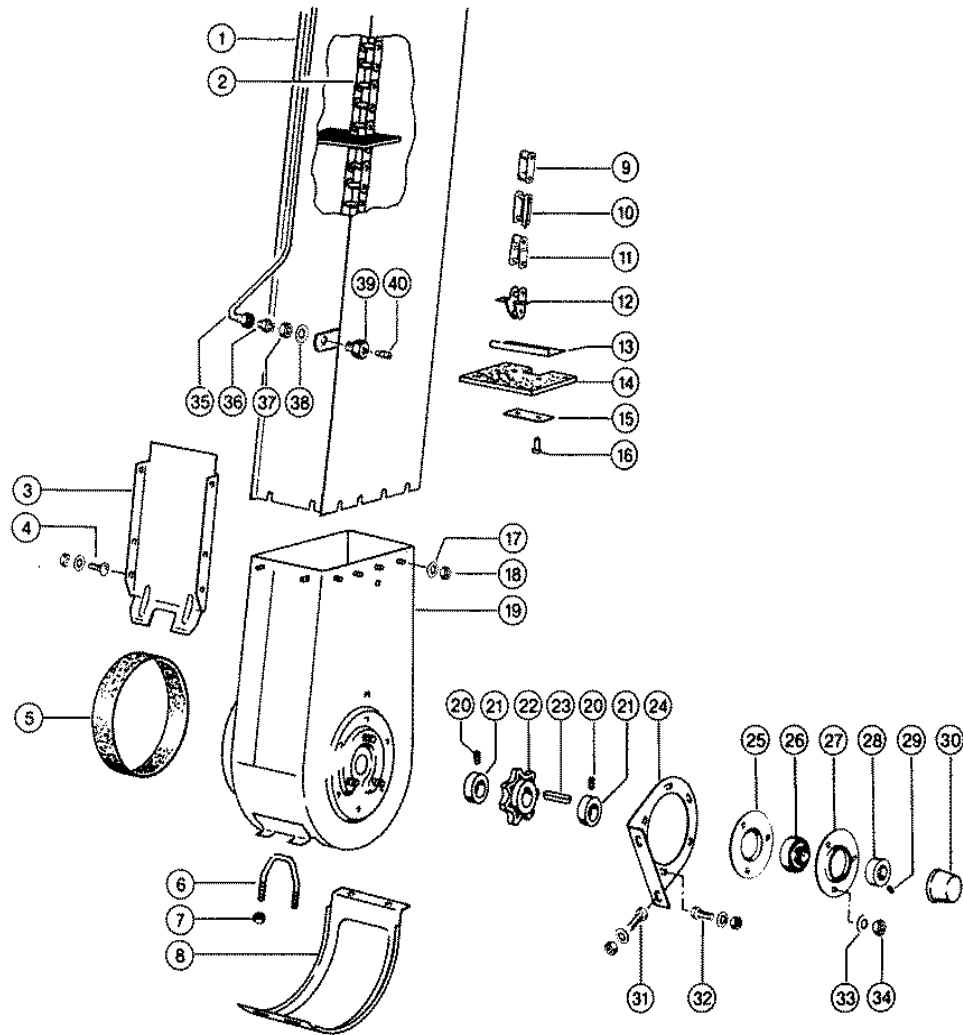
Illustration: **100**

| Pos. | Part-No. | Description | DIN | Dimension | Qty. | Remark |
|------|---------------|------------------|---------|-----------------|------|--------|
| 1 | 000 538 351 1 | Bushing | | 27,5 mm | 1 | |
| 2 | 000 538 535 1 | Tube | | 27,5 mm | 1 | |
| 3 | 000 941 005 7 | Cover spring pin | | 8x30 | 1 | |
| 4 | 000 538 350 0 | End piece | | 26 mm | 1 | |
| 5 | 000 538 374 1 | Bracket | | 3x40x49,3 | 2 | |
| 6 | 000 236 170 0 | Hexagonal nut | Iso4032 | M8 | 2 | |
| 7 | 000 239 393 1 | Contact washer | | B 8 | 2 | |
| 8 | 000 538 709 1 | Protective tube | | | 1 | |
| 12 | 000 538 357 1 | Tube | | D26,9x2x1820 | 1 | |
| 13 | 000 538 708 1 | Protective tube | | | 1 | |
| 14 | 000 538 380 1 | Angle | | | 1 | |
| 15 | 000 610 097 1 | Flat head bolt | | m 8x 16 | 8 | |
| 15 | 000 236 170 0 | Hexagonal nut | Iso4032 | M8 | 8 | |
| 15 | 000 235 132 1 | Spring washer | | 8 | 8 | |
| 16 | 000 237 442 0 | Hexagonal screw | Iso4017 | M08x25 | 4 | |
| - | 000 514 815 0 | Sticker | | Finger Trap | 2 | |
| - | 000 538 640 1 | Sticker | | Schmierhinweis | 1 | |
| - | 000 514 825 0 | Sticker | | laufendem Motor | 2 | |
| - | 000 514 839 0 | Sticker | | Verletzungsgef. | 2 | |



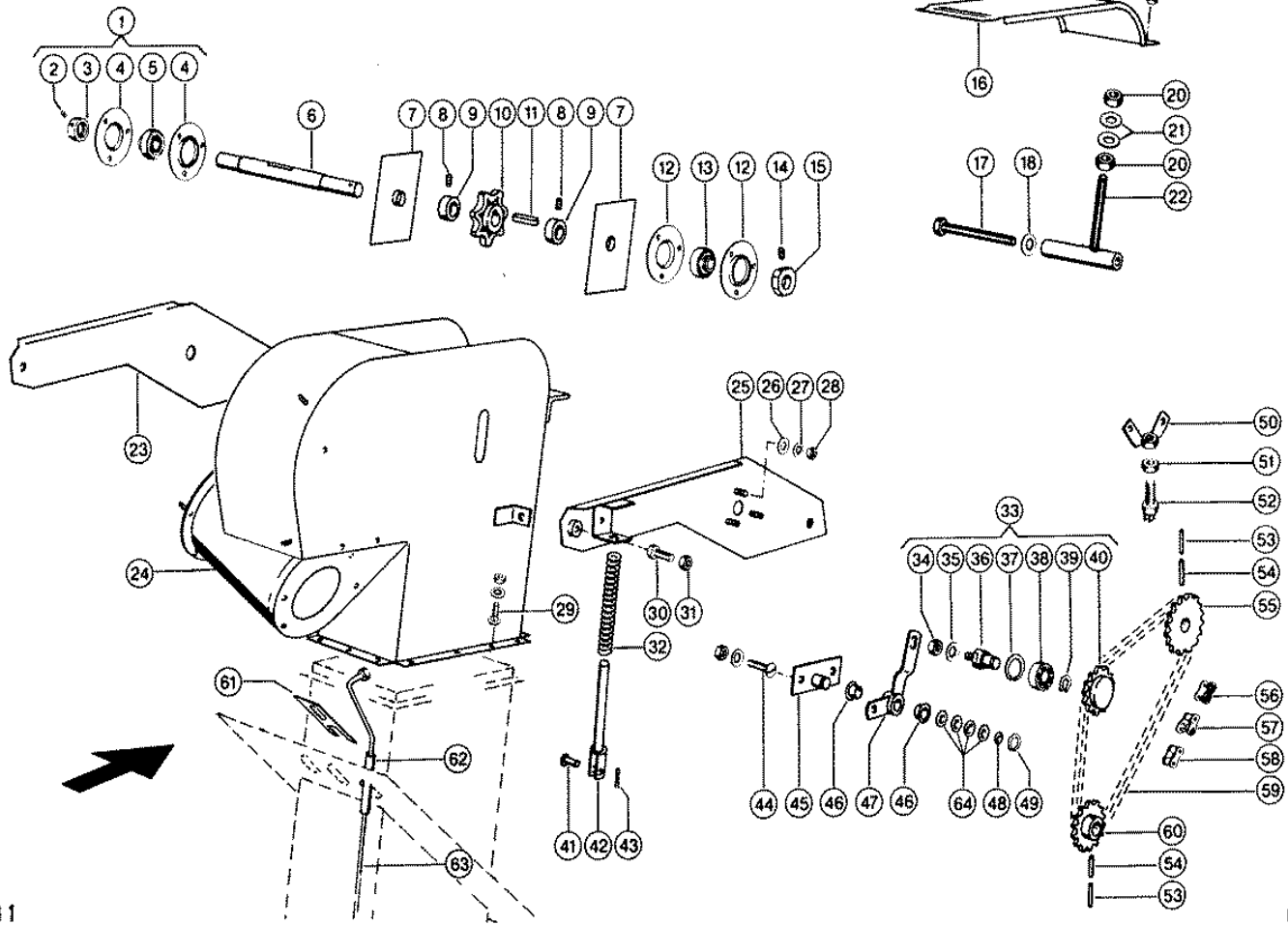
Characteristic: **GRAIN AUGERS**Illustration: **101**

| Pos. | Part-No. | Description | DIN | Dimension | Qty. | Remark |
|------|---------------|-------------------|---------|-----------------|------|--------|
| 1 | 000 610 449 0 | Flange bearing | | Bfa 30 | 1 | |
| 2 | 000 236 325 0 | Threaded pin | Iso4029 | m 8x10 | 1 | |
| 3 | 000 610 447 0 | Tension ring | | W.Ers.D.6104471 | 1 | |
| 4 | 000 610 446 0 | Metal flange | | Rb Y 206 | 2 | |
| 5 | 000 610 448 0 | Lock collar bear. | | Rä30nppbfa140/ | 1 | |
| 6 | 000 662 271 0 | Spacer ring | | D45x15 | 1 | |
| 7 | 000 663 500 1 | Grain auger | | D 180x1543x1924 | 1 | |
| 8 | 000 636 327 1 | Rubber bandage | | 180x60 | 1 | |
| 9 | 000 647 736 0 | Socket | | | 1 | |
| 10 | 000 236 510 0 | Flat head bolt | Din603 | M10x 20x12 | 3 | |
| 10 | 000 236 171 0 | Hexagonal nut | Iso4032 | M10 | 3 | |
| 10 | 000 239 388 0 | Contact washer | | A10 | 3 | |
| 11 | 000 239 394 1 | Contact washer | | B10 | 1 | |
| 12 | 000 237 383 0 | Hexagonal screw | Iso4017 | M10x25 | 1 | |
| 13 | 000 237 382 0 | Hexagonal screw | Iso4017 | M10x20 | 3 | |
| 13 | 000 236 171 0 | Hexagonal nut | Iso4032 | M10 | 3 | |
| 13 | 000 239 388 0 | Contact washer | | A10 | 3 | |
| 14 | 000 236 200 0 | Hexagonal screw | Iso4017 | M08x20 | 2 | |
| 14 | 000 236 170 0 | Hexagonal nut | Iso4032 | M8 | 2 | |
| 14 | 000 239 387 0 | Contact washer | | A 8 | 2 | |
| 15 | 000 648 704 1 | Support | | | 1 | |



Characteristic: **CLEAN GRAIN ELEVATOR**Illustration: **102**

| Pos. | Part-No. | Description | DIN | Dimension | Qty. | Remark |
|------|---------------|-------------------|---------|-----------------|------|--------------------------------|
| 1 | 000 647 719 1 | Elevator housing | | | 1 | |
| 1 | 000 682 780 1 | Elevator housing | | | 1 | at Maxi |
| 2 | 000 607 906 0 | Elevator chain | | S | 1 | |
| 2 | 000 682 796 0 | Conveyor chain | | S | 1 | at Maxi |
| 3 | 000 647 711 0 | Divider plate | | 3x208x313 | 1 | |
| 3 | 000 654 904 0 | Divider plate | | 3x208x313 | 1 | for rice |
| 4 | 000 236 438 0 | Flat head bolt | Din603 | m 8x 16x10 | 4 | |
| 4 | 000 236 170 0 | Hexagonal nut | Iso4032 | M8 | 4 | |
| 4 | 000 239 387 0 | Contact washer | | A 8 | 4 | |
| 5 | 000 636 327 1 | Rubber bandage | | 180x60 | 1 | |
| 6 | 000 684 194 1 | Locking yoke | | D 8x 196 | 1 | |
| 7 | 000 238 132 0 | Securing nut | Iso7042 | M08 | 2 | |
| 8 | 000 647 713 0 | Lock cover | | 2x187x389 | 1 | |
| 8 | 000 687 950 0 | Lock cover | | 2x187x394 | 1 | optional |
| 9 | 000 002 866 0 | Chain inner link | | 38,4x19,0x6,92 | N.B | |
| 10 | 000 002 860 0 | Chain Lock Str. | | 38,40x19 | N.B | |
| - | 000 003 052 0 | Lock wire | | 1,8x 60 | N.B | |
| 11 | 000 002 861 0 | Chain Lock Bend. | | 38,40x19 | N.B | |
| 12 | 000 687 545 1 | Angular strap | | 38,4 Tlg | N.B | |
| - | 000 003 052 0 | Lock wire | | 1,8x 60 | N.B | |
| 13 | 000 672 631 1 | Shim plate | | 30x15x2x110 | 34 | (36 at Maxi) |
| 14 | 000 672 630 2 | Conveyor plate | | 154 X 78 X 9 | 34 | (36 at Maxi) |
| - | 000 618 335 0 | Conveyor plate | | 3x71x150 | 4 | optional |
| 15 | 000 676 770 0 | Plate | | 75x20x2 | 34 | (36 at Maxi) |
| 16 | 000 235 779 1 | Tube rivet | D7340 | B 8 X1 X22 | 68 | (72 at Maxi) |
| 17 | 000 239 392 0 | Contact washer | | B 6 | 12 | |
| 18 | 000 236 169 0 | Hexagonal nut | Iso4032 | M6 | 12 | |
| 19 | 000 647 715 0 | Elevator foot | | S | 1 | |
| 20 | 000 236 552 0 | Threaded pin | Iso4029 | M10x 8 | 2 | |
| 21 | 000 503 414 1 | Adjusting ring | | A35e8x50x15/M10 | 2 | |
| 22 | 000 674 406 1 | Sprocket | | 38,4 Tlg 7z | 1 | |
| 23 | 000 665 260 0 | Parallel key | D6885 | A 10x 8x 30 | 1 | |
| 24 | 000 647 742 1 | Support | | 3x166x197 | 1 | |
| 25 | 000 610 446 0 | Metal flange | | Rb Y 206 | 1 | |
| 26 | 000 610 448 0 | Lock collar bear. | | Rä30nppbfa140/ | 1 | |
| 27 | 000 216 336 0 | Metal flange | | Unlackiert | 1 | |
| 28 | 000 610 447 0 | Tension ring | | W.Ers.D.6104471 | 1 | |
| 29 | 000 236 325 0 | Threaded pin | Iso4029 | m 8x10 | 1 | |
| 30 | 000 818 081 0 | Guard cap | | 55x60,5x35 | 1 | |
| 31 | 000 236 200 0 | Hexagonal screw | Iso4017 | M08x20 | 2 | |
| 31 | 000 236 170 0 | Hexagonal nut | Iso4032 | M8 | 2 | |
| 31 | 000 239 393 1 | Contact washer | | B 8 | 2 | |
| 32 | 000 236 475 0 | Flat head bolt | Din603 | m 6x 16x10 | 6 | |
| 32 | 000 236 169 0 | Hexagonal nut | Iso4032 | M6 | 6 | |
| 32 | 000 239 386 0 | Contact washer | | A 6 | 6 | |
| 33 | 000 239 388 0 | Contact washer | | A10 | 3 | |
| 34 | 000 236 171 0 | Hexagonal nut | Iso4032 | M10 | 3 | |
| 35 | 000 618 582 0 | Grease pipe | | | 1 | see illustration plate 103+104 |
| - | 000 408 613 0 | Olive | D3861 | LI4 | 2 | |
| - | 000 233 331 0 | Union nut | D3870 | All 4 | 2 | |
| 36 | 000 233 330 0 | Screw-in union | Din3900 | LI 4-M8x1 Keg | 1 | |
| 37 | 000 211 112 0 | Hexagonal nut | Iso4035 | M14 | 1 | |
| 38 | 000 239 390 0 | Contact washer | | A14 | 1 | |
| 39 | 000 618 586 0 | Union | | 6kt 19x20 | 1 | |



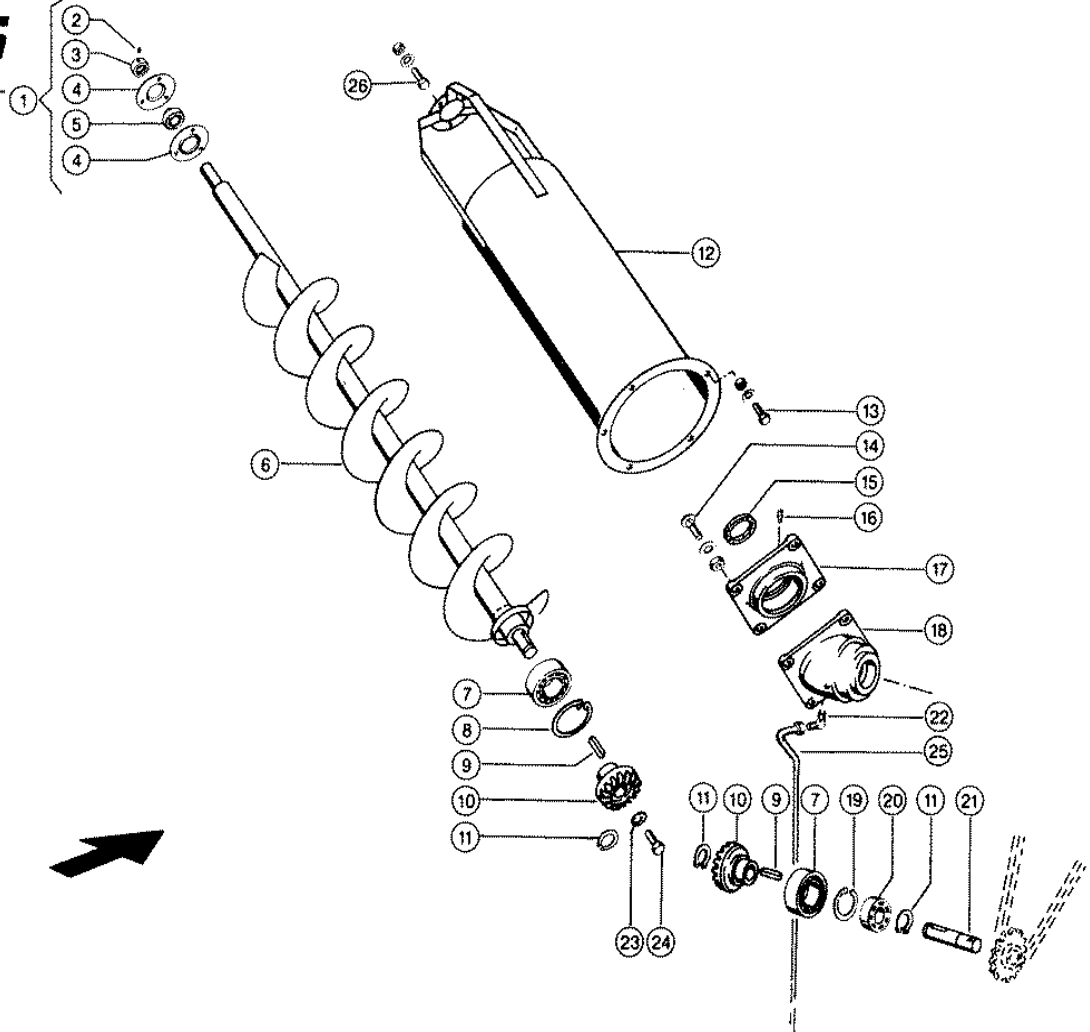
Characteristic: **CLEAN GRAIN ELEVATEUR HEAD**Illustration: **103**

| Pos. | Part-No. | Description | DIN | Dimension | Qty. | Remark |
|------|---------------|-------------------|---------|-----------------|------|--------|
| 1 | 000 636 340 0 | Flange bearing | | Bfa 25 | 1 | |
| 2 | 000 236 551 1 | Threaded pin | Iso4029 | m 6x 6 | 1 | |
| 3 | 000 636 342 0 | Tension ring | | W.Ers.D.6363421 | 1 | |
| 4 | 000 636 343 0 | Metal flange | | Rb Y 205 | 2 | |
| 5 | 000 636 341 0 | Lock collar bear. | | Yen 205 | 1 | |
| 6 | 000 605 127 3 | Shaft | | D 26x293 | 1 | |
| 7 | 000 605 448 1 | Sealing plate | | 1,5x80x160 | 2 | |
| 8 | 000 236 552 0 | Threaded pin | Iso4029 | M10x 8 | 2 | |
| 9 | 000 500 310 2 | Adjusting ring | | A26e8x40x15m10 | 2 | |
| 10 | 000 678 856 2 | Sprocket | | 38,4 Tlg 7z | 1 | |
| 11 | 000 633 020 0 | Parallel key | D6885 | A 8x 7x 30 | 1 | |
| 12 | 000 636 343 0 | Metal flange | | Rb Y 205 | 2 | |
| 13 | 000 636 341 0 | Lock collar bear. | | Yen 205 | 1 | |
| 14 | 000 213 823 0 | Threaded pin | Iso4029 | m 6x0,75x6 | 1 | |
| 15 | 000 647 762 1 | Cam wheel | | D25x13,5 | 1 | |
| 16 | 000 605 133 2 | Cover | | 1,5x205x442 | 1 | |
| 17 | 000 244 244 0 | Hexagonal screw | Iso4014 | M16x190 | 1 | |
| 18 | 000 239 391 0 | Contact washer | | A16 | 1 | |
| 19 | 000 236 200 0 | Hexagonal screw | Iso4017 | M08x20 | 2 | |
| 19 | 000 236 170 0 | Hexagonal nut | Iso4032 | M8 | 2 | |
| 19 | 000 239 393 1 | Contact washer | | B 8 | 2 | |
| 20 | 000 236 173 0 | Hexagonal nut | Iso4032 | M16 | 2 | |
| 21 | 000 235 127 2 | Washer | D125 | 17 | 2 | |
| 22 | 000 605 888 1 | Tube | | Spanner für | 1 | |
| 23 | 000 605 885 1 | Fixing plate l.h. | | | 1 | |
| 24 | 000 608 687 1 | Elevator head | | | 1 | |
| 25 | 000 605 886 2 | Fixing plate r.h. | | | 1 | |
| 26 | 000 236 912 2 | Washer | Din125 | 8,4 | 12 | |
| 27 | 000 239 387 0 | Contact washer | | A 8 | 6 | |
| 28 | 000 236 170 0 | Hexagonal nut | Iso4032 | M8 | 6 | |
| 29 | 000 236 475 0 | Flat head bolt | Din603 | m 6x 16x10 | 14 | |
| 29 | 000 236 169 0 | Hexagonal nut | Iso4032 | M6 | 14 | |
| 29 | 000 239 386 0 | Contact washer | | A 6 | 14 | |
| 30 | 000 237 453 0 | Hexagonal screw | Iso4017 | M10x30 | 2 | |
| 31 | 000 237 947 0 | Securing nut | Iso7042 | M10 | 2 | |
| 32 | 000 628 206 2 | Compress.spring | | 2,8 X 22,8x180 | 1 | |
| 33 | 000 809 052 1 | Chain pinion cpl. | | 16 Z. | 1 | |
| 34 | 000 236 172 0 | Hexagonal nut | Iso4032 | M12 | 1 | |
| 35 | 000 239 389 0 | Contact washer | | A12 | 1 | |
| 36 | 000 772 620 0 | Pin | | M12x20j6x 56 | 1 | |
| 37 | 000 235 181 0 | Circlip | D472 | 47x1,75 | 1 | |
| 38 | 000 235 911 0 | Grvd.ball bearing | D625 | 6204 Z | 1 | |
| 39 | 000 235 155 0 | Circlip | D471 | 20x1,2 | 1 | |
| 40 | 000 809 053 0 | Chain pinion | | 16 Z. | 1 | |
| 41 | 000 632 133 0 | Pin | | B10a12x 28 | 1 | |
| 42 | 000 608 699 0 | Tube | | | 1 | |
| 43 | 000 235 089 0 | Split pin | I1234 | 4 X 22 | 1 | |
| 44 | 000 610 098 1 | Flat head bolt | | m 8x 20 | 2 | |
| 44 | 000 236 170 0 | Hexagonal nut | Iso4032 | M8 | 2 | |
| 44 | 000 239 393 1 | Contact washer | | B 8 | 2 | |
| 45 | 000 605 121 1 | Plate | | | 1 | |
| 46 | 000 008 514 0 | Bushing | | 20 X 23 X14 | 2 | |
| 47 | 000 608 711 0 | Support preass. | | | 1 | |
| 48 | 000 238 312 0 | Back-up washer | Din988 | S 20x28 | 1 | |

Characteristic: **CLEAN GRAIN ELEVATEUR HEAD**

Illustration: **103**

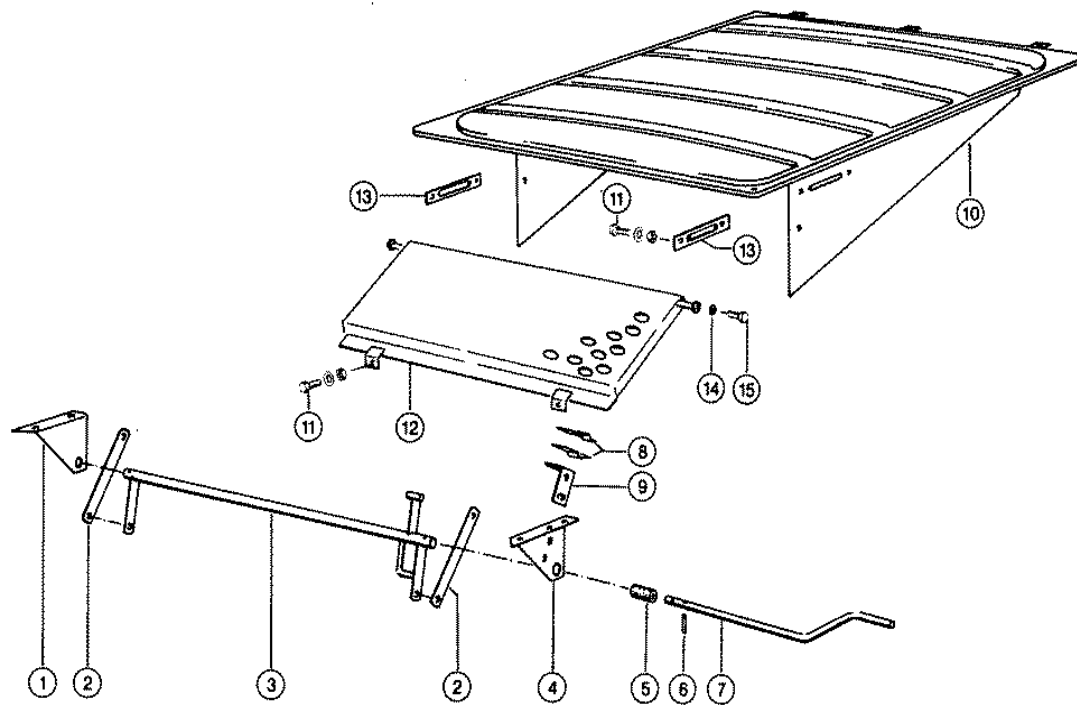
| Pos. | Part-No. | Description | DIN | Dimension | Qty. | Remark |
|------|---------------|------------------|---------|-------------|------|--------------------------------|
| 49 | 000 235 155 0 | Circlip | D471 | 20x1,2 | 1 | |
| 50 | 000 658 606 0 | Support | | | 1 | |
| 51 | 000 766 588 0 | Hexagonal nut | Iso8675 | M18x1,5-M=5 | 1 | |
| 52 | 000 676 835 0 | Magnetic pick up | | | 1 | |
| 53 | 000 235 651 2 | Tensioning pin | Iso8752 | 25 X 40-N | 2 | |
| 54 | 000 235 680 3 | Tensioning pin | Iso8752 | 28 X 40 | 2 | |
| 55 | 000 605 421 1 | Sprocket | | 20z S | 1 | |
| 56 | 000 233 581 0 | Chain Lock Str. | D8188 | E-10a-1 | N.B | |
| 57 | 000 809 403 0 | Chain Lock Bend. | D8188 | L-10a-1 | N.B | |
| 58 | 000 920 207 1 | Chain inner link | D8188 | B-10a-1 | N.B | |
| 59 | 000 608 745 0 | Roller chain | D8188 | 10a-1x71 C | 1 | |
| 60 | 000 605 134 1 | Sprocket | | 17z | 1 | |
| 61 | 000 618 584 0 | Cover plate | | 2x20x78 | 1 | |
| 62 | 000 200 673 0 | Pvc-hose | | A 5x9 | N.B | |
| 63 | 000 618 582 0 | Grease pipe | | | 1 | see illustration plate 102+104 |
| 63 | 000 408 613 0 | Olive | D3861 | L14 | 2 | |
| 63 | 000 233 331 0 | Union nut | D3870 | All 4 | 2 | |
| 64 | 000 234 234 0 | Washer | | 21 X 34 X1 | 4 | |



Characteristic: **GRAIN TANK FILLING AUGER**

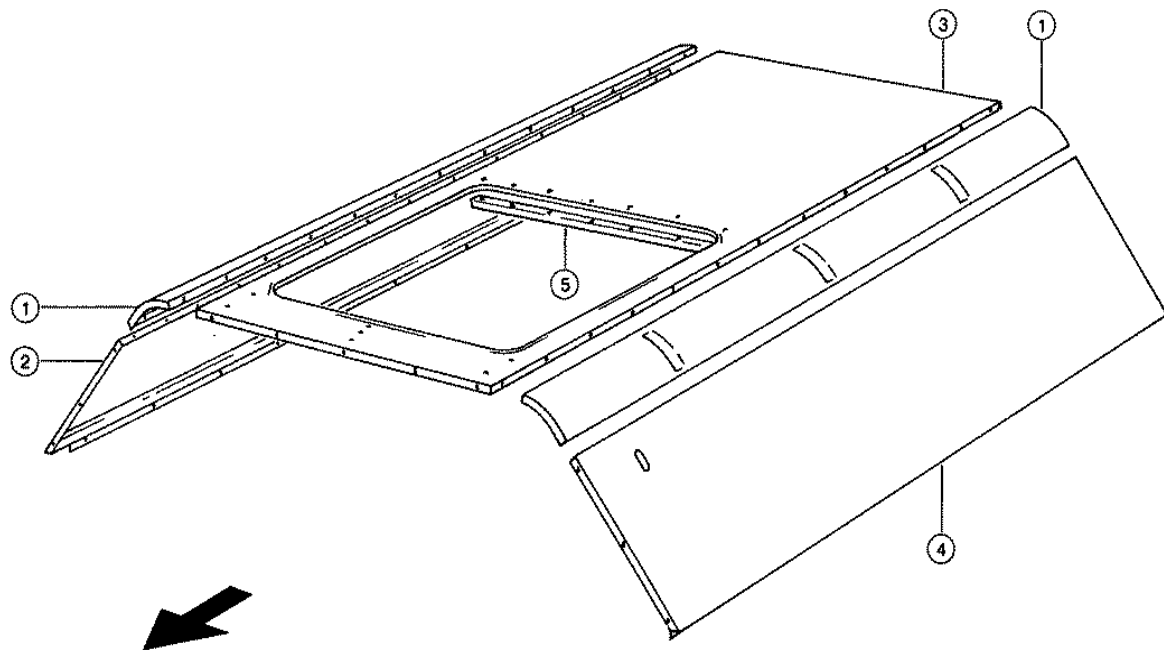
Illustration: **104**

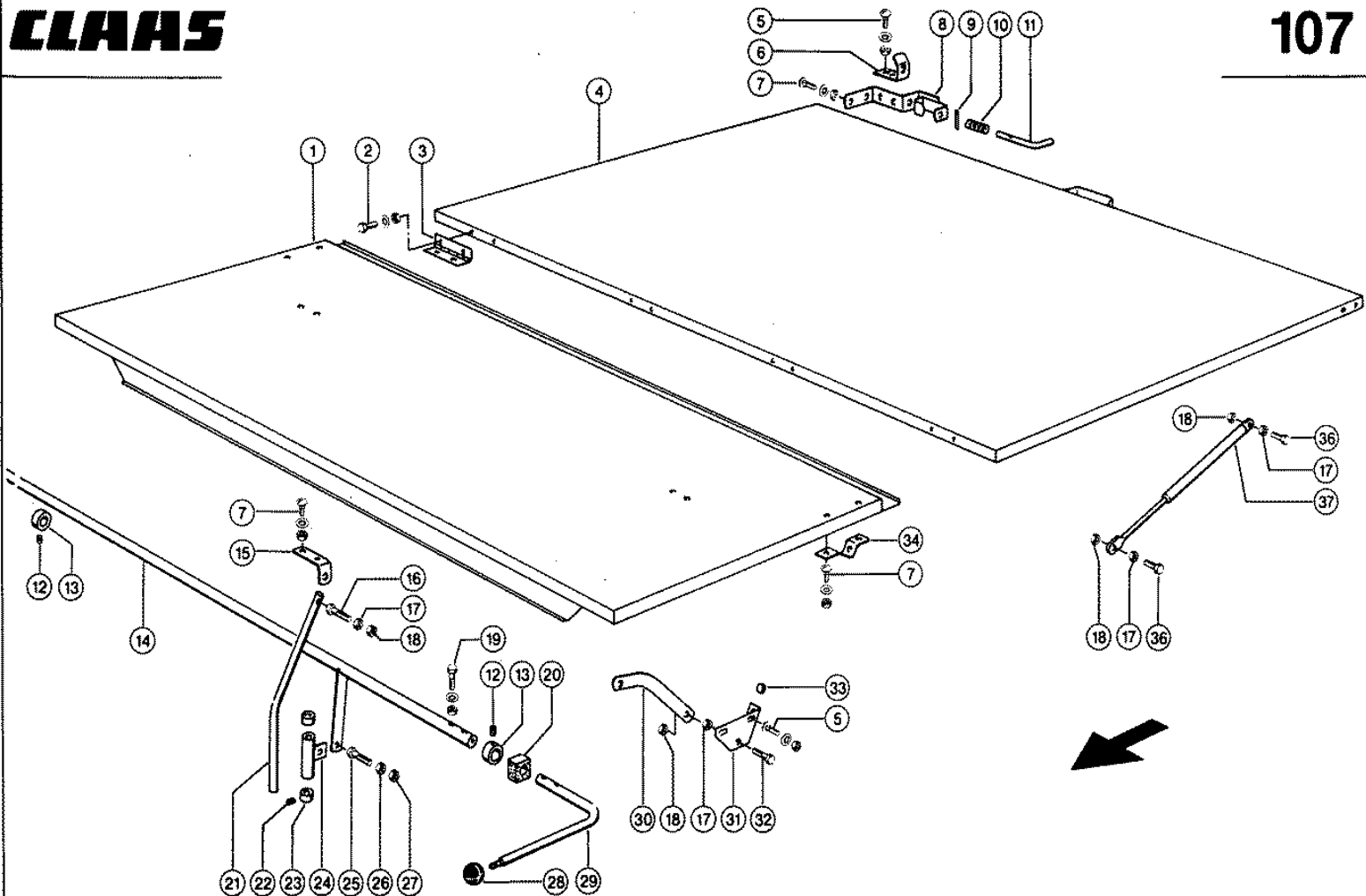
| Pos. | Part-No. | Description | DIN | Dimension | Qty. | Remark |
|------|---------------|-------------------|---------|-----------------|------|--------------------------------|
| 1 | 000 636 340 0 | Flange bearing | | Bfa 25 | 1 | from No. 09308410 |
| 2 | 000 213 823 0 | Threaded pin | Iso4029 | m 6x0,75x6 | 1 | from No. 09308410 |
| 3 | 000 636 342 1 | Tension ring | | 25 | 1 | from No. 09308410 |
| 4 | 000 636 343 0 | Metal flange | | Rb Y 205 | 2 | from No. 09308410 |
| 4 | 000 785 469 0 | Metal flange | | Bfn 47 | 1 | to No. 09308409 |
| 4 | 000 619 288 0 | Metal flange | | Rb Y 204 | 1 | to No. 09308409 |
| 5 | 000 636 341 0 | Lock collar bear. | | Yen 205 | 1 | from No. 09308410 |
| 5 | 000 678 949 0 | Adjusting bearing | | 25 X 47 | 1 | to No. 09308409 |
| 6 | 000 543 096 0 | Conveyor auger | | D 220x1146x1355 | 1 | from No. 09308410 |
| | | | | | | with Item 17 |
| 6 | 000 682 795 2 | Conveyor auger | | D 220x1146x1345 | 1 | to No. 09308409 |
| | | | | | | with Item 17 |
| 6 | 000 543 098 0 | Filler auger | | aus 543096.0 | 1 | from No. 09308410 |
| | | | | | | coated |
| 6 | 000 635 930 0 | Filler auger | | aus 682795.2 | 1 | to No. 09308409 |
| | | | | | | coated |
| 7 | 000 238 504 0 | Grvd.ball bearing | | 6208-2rs* | 2 | |
| 8 | 000 236 318 0 | Circlip | Din472 | 80x2,5 | 1 | |
| 9 | 000 633 020 0 | Parallel key | D6885 | A 8x 7x 30 | 2 | |
| 10 | 000 605 791 1 | Bevel gear | | 16z. | 2 | |
| 11 | 000 235 160 0 | Circlip | Din471 | 25x1,2 | 2 | |
| 12 | 000 543 097 0 | Filler tube | | | 1 | from No. 09308410 |
| 12 | 000 682 786 0 | Filler tube | | | 1 | to No. 09308409 |
| 13 | 000 237 439 0 | Hexagonal screw | Iso4017 | M08x16 | 6 | |
| 13 | 000 236 170 0 | Hexagonal nut | Iso4032 | M8 | 6 | |
| 13 | 000 239 393 1 | Contact washer | | B 8 | 6 | |
| 14 | 000 505 759 0 | Flat head bolt | Din603 | M10x 40 | 4 | |
| 14 | 000 236 171 0 | Hexagonal nut | Iso4032 | M10 | 4 | |
| 14 | 000 239 388 0 | Contact washer | | A10 | 4 | |
| 15 | 000 215 372 0 | Felt ring | D5419 | 48 | 1 | |
| 16 | 000 236 942 0 | Grease nipple | D71412 | As 6x1 | 1 | |
| 17 | 000 647 510 1 | Flange | | | 1 | |
| 18 | 000 605 164 3 | Housing | | | 1 | |
| 19 | 000 235 181 0 | Circlip | D472 | 47x1,75 | 1 | |
| 20 | 000 237 713 0 | Grvd.ball bearing | | 6005-2rs* | 1 | |
| 21 | 000 605 729 0 | Shaft | | D25x105 | 1 | |
| 22 | 000 211 184 0 | Angle union | D3903 | L14m | 1 | |
| 23 | 000 215 685 0 | Washer | | 10,5x 35 X5 | 1 | |
| 24 | 000 233 000 0 | Hexagonal screw | Iso4017 | M10x25-Mkl | 1 | |
| 25 | 000 618 582 0 | Grease pipe | | | 1 | see illustration plate 102+103 |
| 25 | 000 408 613 0 | Olive | D3861 | L14 | 1 | |
| 25 | 000 233 331 0 | Union nut | D3870 | All 4 | 1 | |
| 26 | 000 244 138 0 | Hexagonal screw | Iso4017 | m 8x18 | 3 | |
| 26 | 000 236 170 0 | Hexagonal nut | Iso4032 | M8 | 3 | |
| 26 | 000 239 387 0 | Contact washer | | A 8 | 3 | |



Characteristic: **GRAIN TANK ROOF**Illustration: **105**

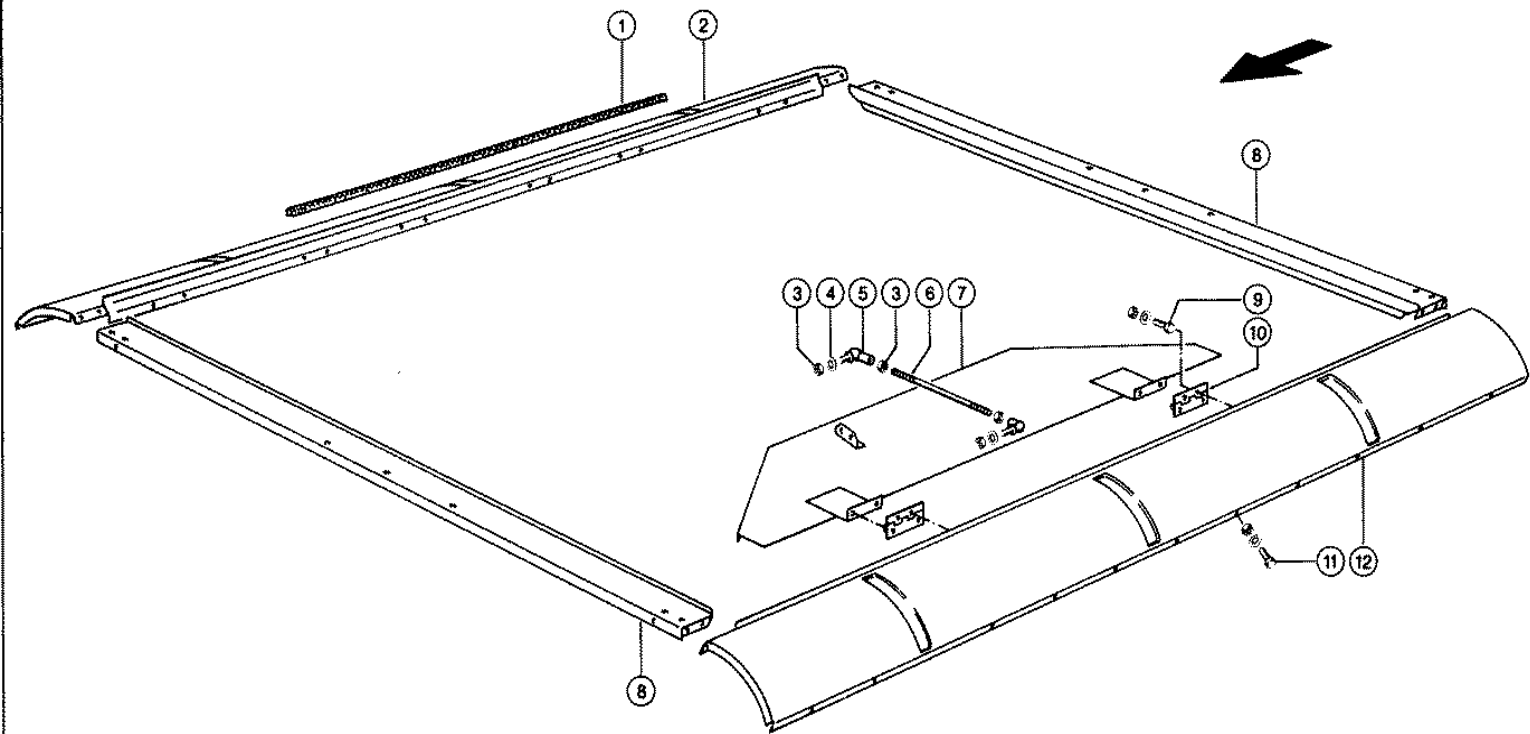
| Pos. | Part-No. | Description | DIN | Dimension | Qty. | Remark |
|------|---------------|-------------------|---------|------------|------|--------|
| 1 | 000 604 859 0 | Bearing plate r.h | | 3x181x190 | 1 | |
| 2 | 000 604 861 0 | Strip | | 3x25x290 | 2 | |
| 3 | 000 604 851 1 | Lifting shaft | | | 1 | |
| 4 | 000 604 857 0 | Bearing plate l.h | | | 1 | |
| 5 | 000 604 863 0 | Seal | | 16x60 | 1 | |
| 6 | 000 235 662 0 | Tensioning pin | Iso8752 | 26 X 26 | 2 | |
| 7 | 000 604 862 1 | Crank | | D15,7x669 | 1 | |
| 8 | 000 061 452 0 | Clamp spring | | | 2 | |
| 9 | 000 604 860 0 | Angle | | 40x5x120 | 1 | |
| 10 | 000 604 837 2 | Grain tank cover | | | 1 | |
| 11 | 000 236 200 0 | Hexagonal screw | Iso4017 | M08x20 | 6 | |
| 11 | 000 236 170 0 | Hexagonal nut | Iso4032 | M8 | 6 | |
| 11 | 000 239 387 0 | Contact washer | | A 8 | 6 | |
| 12 | 000 634 941 0 | Guard | | | 1 | |
| 13 | 000 634 943 0 | Strip | | | 1 | |
| 14 | 000 236 913 2 | Washer | Din125 | 10,50 | 1 | |
| 15 | 000 233 396 0 | Hexagonal screw | Iso4017 | M10x30-Mkl | 1 | |





Characteristic: **GRAIN TANK ROOF**Illustration: **107**

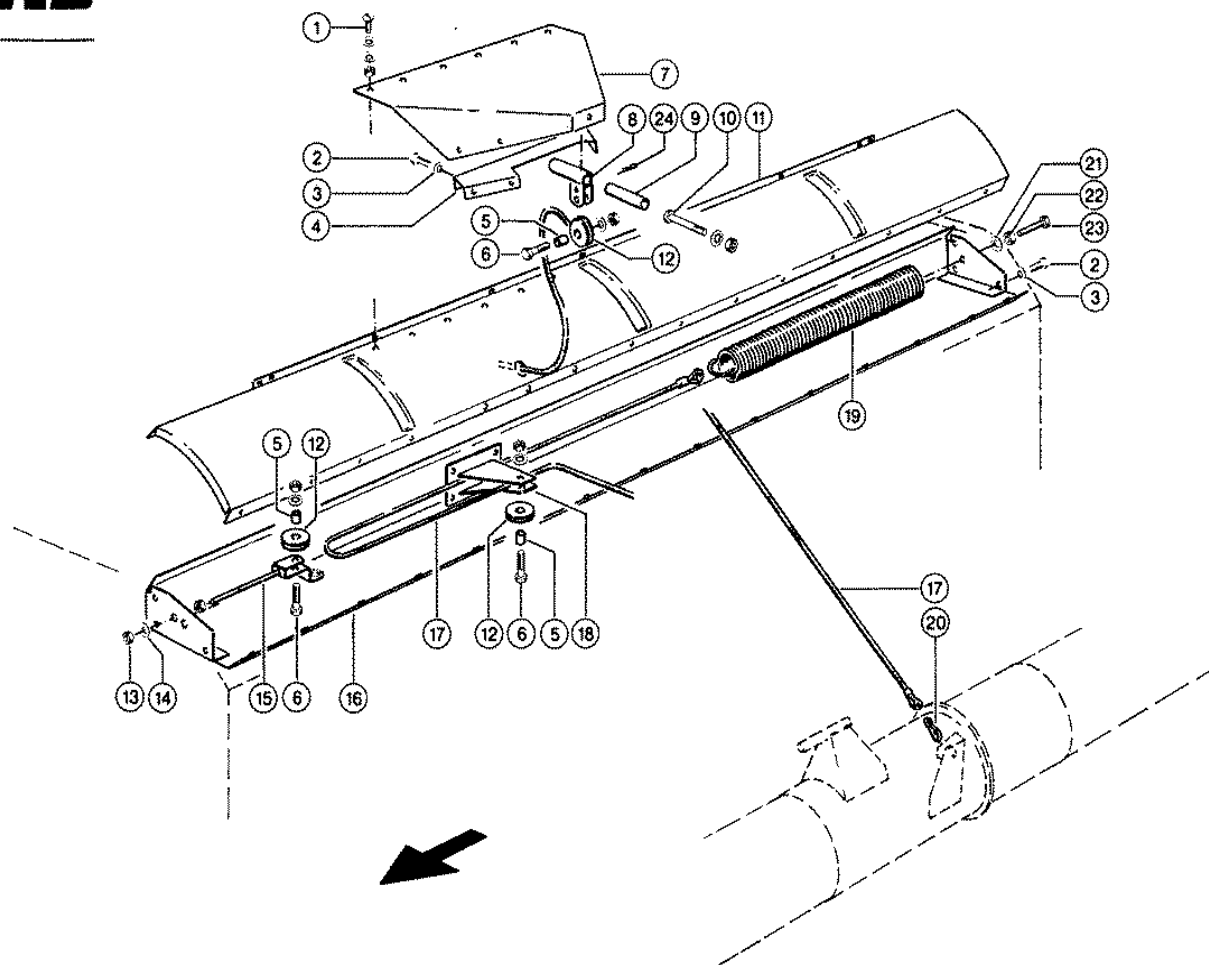
| Pos. | Part-No. | Description | DIN | Dimension | Qty. | Remark |
|------|---------------|-------------------|---------|-----------------|------|--------|
| 1 | 000 663 220 1 | Grain tank cover | | | 1 | |
| 2 | 000 237 465 0 | Hexagonal screw | Iso4017 | M06x16 | 16 | |
| 2 | 000 236 169 0 | Hexagonal nut | Iso4032 | M6 | 16 | |
| 2 | 000 239 386 0 | Contact washer | | A 6 | 16 | |
| 3 | 000 606 737 1 | Hinge | | 60x101 | 4 | |
| 4 | 000 663 230 0 | Grain tank cover | | | 1 | |
| 5 | 000 610 097 1 | Flat head bolt | | m 8x 16 | 8 | |
| 5 | 000 236 170 0 | Hexagonal nut | Iso4032 | M8 | 8 | |
| 5 | 000 239 387 0 | Contact washer | | A 8 | 8 | |
| 6 | 000 663 212 0 | Locator | | 30x5x106,2 | 2 | |
| 7 | 000 636 792 1 | Flat head bolt | | m 6x 16 | 16 | |
| 7 | 000 236 169 0 | Hexagonal nut | Iso4032 | M6 | 16 | |
| 7 | 000 239 386 0 | Contact washer | | A 6 | 16 | |
| 8 | 000 682 945 0 | Lock | | | 2 | |
| 9 | 000 236 961 2 | Tensioning pin | Iso8752 | 3 X 30-N | 2 | |
| 10 | 000 807 852 1 | Compress.spring | | 1,7 X 15 X 62 | 2 | |
| 11 | 000 678 188 0 | Hook | | | 2 | |
| 12 | 000 236 552 0 | Threaded pin | Iso4029 | M10x 8 | 2 | |
| 13 | 000 500 309 2 | Adjusting ring | | A30e8x45x15/M10 | 2 | |
| 14 | 000 682 937 0 | Shaft | | | 1 | |
| 15 | 000 682 803 0 | Screw-on angle | | 30x5x114 | 2 | |
| 16 | 000 238 125 0 | Hexagonal screw | Iso4017 | m 8x40 | 2 | |
| 17 | 000 236 170 0 | Hexagonal nut | Iso4032 | M8 | 10 | |
| 18 | 000 239 426 0 | Securing nut | Iso7042 | M08 | 10 | |
| 19 | 000 238 125 0 | Hexagonal screw | Iso4017 | m 8x40 | 2 | |
| 19 | 000 236 170 0 | Hexagonal nut | Iso4032 | M8 | 2 | |
| 19 | 000 239 387 0 | Contact washer | | A 8 | 2 | |
| 20 | 000 623 954 0 | Sealing | | 15x35x18 | 1 | |
| 21 | 000 682 940 0 | Control arm | | D18x555,5 | 2 | |
| 22 | 000 236 325 0 | Threaded pin | Iso4029 | m 8x10 | 4 | |
| 23 | 000 672 854 0 | Adjusting ring | | A18x30,2x15/M8 | 4 | |
| 24 | 000 682 941 0 | Tube | | | 2 | |
| 25 | 000 235 220 1 | Hexagonal screw | Iso4017 | M10x55 | 2 | |
| 26 | 000 236 171 0 | Hexagonal nut | Iso4032 | M10 | 4 | |
| 27 | 000 237 947 0 | Securing nut | Iso7042 | M10 | 2 | |
| 28 | 000 631 752 0 | Ball knob | D319 | C 50 | 1 | |
| 29 | 000 682 943 0 | Crank | | D20x522 | 1 | |
| 30 | 000 682 944 0 | Lever | | 5x30x232 | 2 | |
| 31 | 000 663 228 0 | Bearing plate l.h | | 2,0x0065x0185 | 1 | |
| 31 | 000 663 229 0 | Bearing plate r.h | | 2,0x0065x0185 | 1 | |
| 32 | 000 237 370 0 | Hexagonal screw | Iso4017 | M08x30 | 4 | |
| 33 | 000 821 583 0 | Buffer bolt | | D18x16 | 4 | |
| 34 | 000 682 932 0 | Bearing plate | | 3x30x147,4 | 2 | |
| 36 | 000 237 442 0 | Hexagonal screw | Iso4017 | M08x25 | 4 | |
| 37 | 000 682 960 0 | Gas spring | | | 2 | |



Characteristic: **GRAIN TANK ROOF**

Illustration: **108**

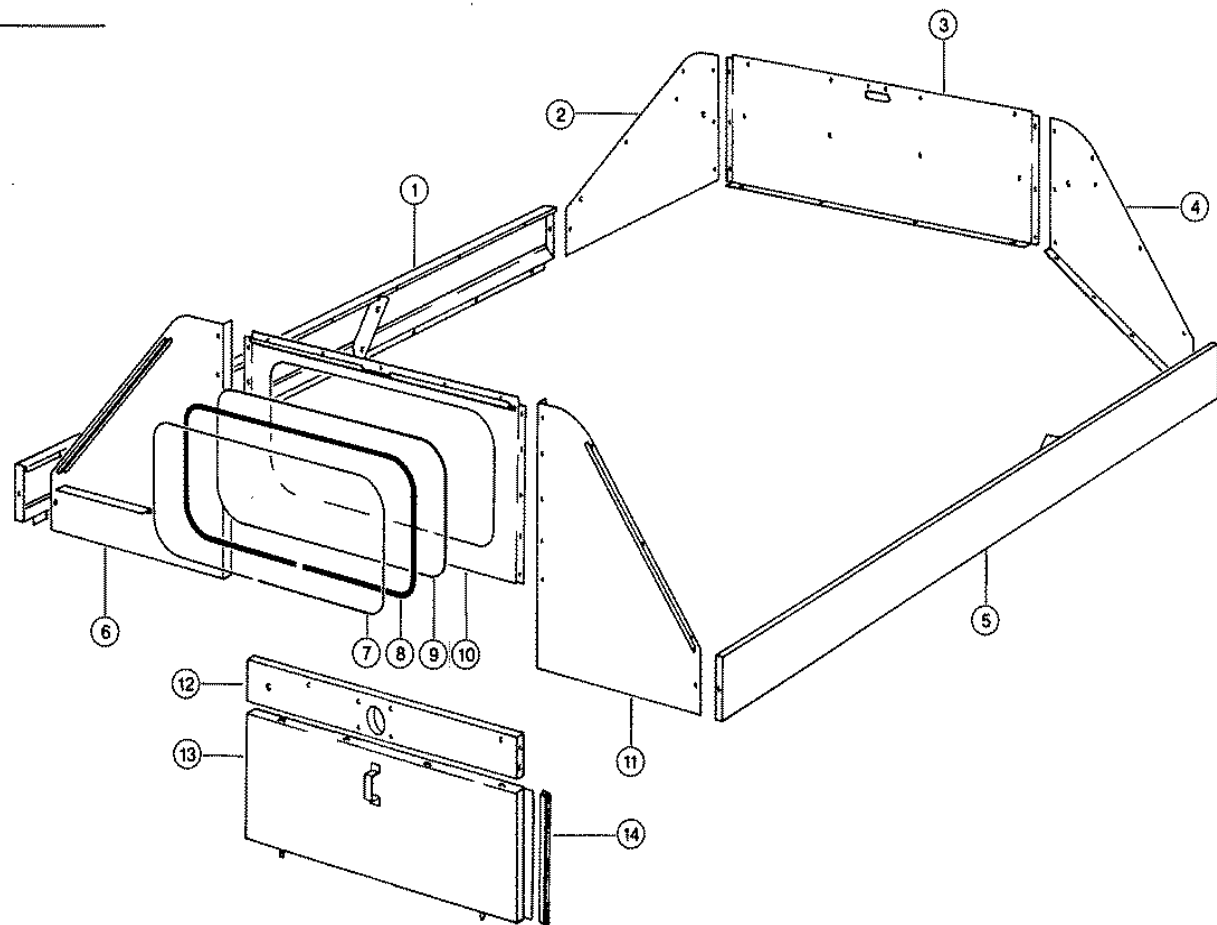
| Pos. | Part-No. | Description | DIN | Dimension | Qty. | Remark |
|------|---------------|-----------------|---------|-----------------|------|--|
| 1 | 000 200 706 0 | Edge protector | | Hellgrau | N.B | 2 X 1200 long |
| 2 | 000 663 237 1 | Roof edge | | | 1 | |
| 3 | 000 236 170 0 | Hexagonal nut | Iso4032 | M8 | 8 | |
| 4 | 000 239 387 0 | Contact washer | | A 8 | 4 | |
| 5 | 000 244 964 1 | Angular joint | D71802 | CS 13 | 4 | |
| 6 | 000 663 239 0 | Threaded rod | | D8x255 | 2 | |
| 7 | 000 663 235 0 | Side Door L.H. | | | 1 | |
| 7 | 000 663 236 0 | Side Door R.H. | | | 1 | |
| 8 | 000 682 922 1 | Roof plate | | | 2 | |
| 9 | 000 237 465 0 | Hexagonal screw | Iso4017 | M06x16 | 16 | |
| 9 | 000 236 169 0 | Hexagonal nut | Iso4032 | M6 | 16 | |
| 9 | 000 239 386 0 | Contact washer | | A 6 | 16 | |
| 10 | 000 606 737 1 | Hinge | | 60x101 | 4 | |
| 11 | 000 237 439 0 | Hexagonal screw | Iso4017 | M08x16 | 22 | |
| 11 | 000 236 170 0 | Hexagonal nut | Iso4032 | M8 | 22 | |
| 11 | 000 239 393 1 | Contact washer | | B 8 | 22 | |
| 12 | 000 663 237 1 | Roof edge | | | 1 | at 4780 mm long grain tank unloading auger tube |
| 12 | 000 639 675 1 | Roof edge | | | 1 | at 5775 mm long grain tank unloading auger tube |
| - | 000 514 006 0 | Sticker | | Einsch.-Hinweis | 1 | switch on sign |
| - | 000 201 843 0 | Silicone-rubber | | Lichtgrau 300ml | N.B | to the seal |



Characteristic: **UNLOADING TUBE SUSPENSION**

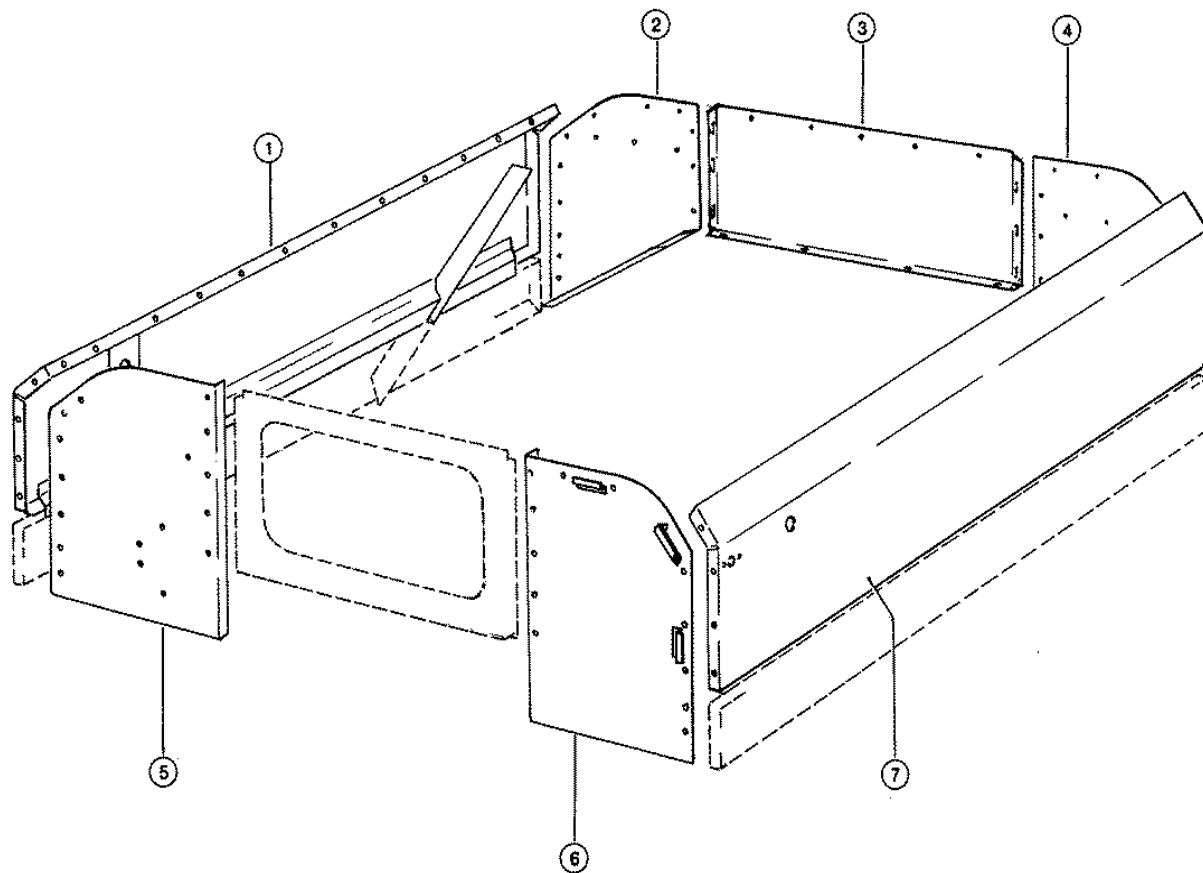
Illustration: **109**

| Pos. | Part-No. | Description | DIN | Dimension | Qty. | Remark |
|------|---------------|------------------|---------|-----------------|------|--------|
| 1 | 000 239 442 0 | Flat head bolt | | m 8x 12 | 6 | |
| 1 | 000 236 170 0 | Hexagonal nut | Iso4032 | M8 | 6 | |
| 1 | 000 239 393 1 | Contact washer | | B 8 | 12 | |
| 2 | 000 236 200 0 | Hexagonal screw | Iso4017 | M08x20 | 13 | |
| 3 | 000 239 393 1 | Contact washer | | B 8 | 13 | |
| 4 | 000 617 649 2 | Support | | | 1 | |
| 5 | 000 617 648 0 | Spacer tube | | D16x2x16 | 3 | |
| 6 | 000 237 874 0 | Hexagonal screw | Iso4017 | M10x35 | 3 | |
| 6 | 000 236 171 0 | Hexagonal nut | Iso4032 | M10 | 3 | |
| 6 | 000 239 388 0 | Contact washer | | A10 | 3 | |
| 7 | 000 755 530 0 | Jib | | | 1 | |
| 8 | 000 755 532 0 | Roller holder | | | 1 | |
| 9 | 000 755 536 0 | Bushing | | D18xd13x101 | 1 | |
| 10 | 000 242 381 0 | Hexagonal screw | Iso4017 | M12x130 | 1 | |
| 10 | 000 238 234 0 | Securing nut | Iso7042 | M12 | 1 | |
| 10 | 000 239 389 0 | Contact washer | | A12 | 1 | |
| 11 | 000 639 675 1 | Roof edge | | | 1 | |
| - | 000 514 006 0 | Sticker | | Einsch.-Hinweis | 1 | |
| 12 | 000 755 517 0 | Cable roller | | | 3 | |
| 13 | 000 236 171 0 | Hexagonal nut | Iso4032 | M10 | 2 | |
| 14 | 000 233 177 0 | Washer | | 11 X 40 X4 | 1 | |
| 15 | 000 617 662 1 | Tens.roll holder | | | 1 | |
| 16 | 000 663 213 0 | Drawbar | | | 1 | |
| 17 | 000 755 510 0 | Tow rope | | 4x4536 Lg | 1 | |
| 18 | 000 617 658 0 | Bearing support | | | 1 | |
| 19 | 000 617 667 0 | Tension spring | | 9 X 75 X599 | 1 | |
| 20 | 000 410 484 0 | Clip | D5299 | C 100 X 10 | 1 | |
| 21 | 000 234 330 0 | Washer | | 13 X 37 X3 | 1 | |
| 22 | 000 236 172 0 | Hexagonal nut | Iso4032 | M12 | 1 | |
| 23 | 000 238 151 0 | Hexagonal screw | Iso4017 | M12x75 | 1 | |
| 24 | 000 235 097 0 | Split pin | I1234 | 5 X 36 | 1 | |



Characteristic: **GRAIN TANK EXTENSION**Illustration: **110**

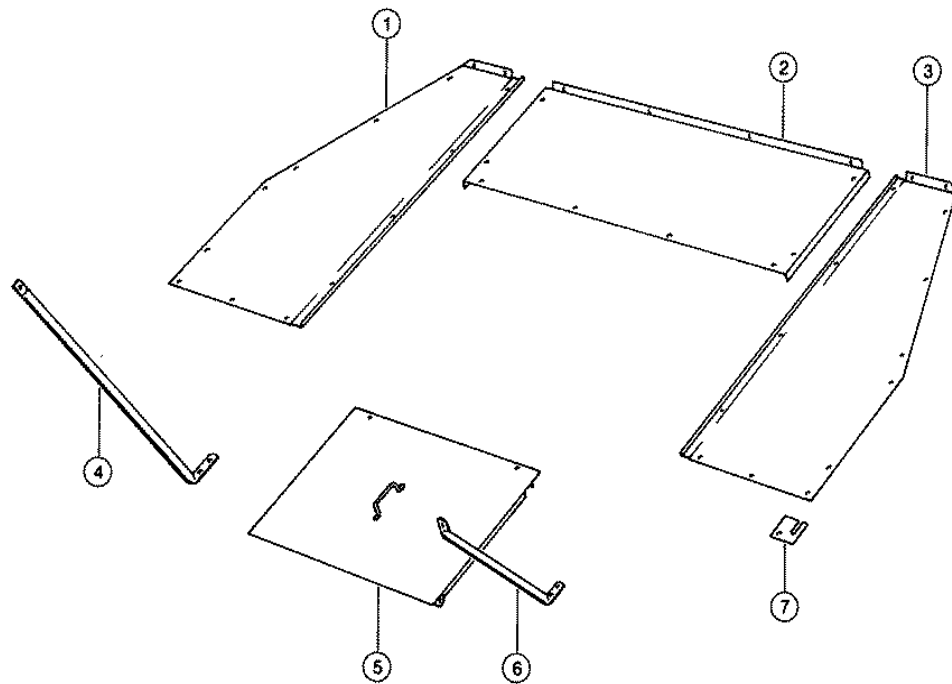
| Pos. | Part-No. | Description | DIN | Dimension | Qty. | Remark |
|------|---------------|------------------|-----|--------------|------|-------------------|
| 1 | 000 604 708 1 | Side part r.h. | | | 1 | |
| 2 | 000 617 855 0 | Back panel r.h. | | | 1 | |
| 3 | 000 604 741 4 | Rear panel | | 1,5x523x1310 | 1 | |
| 4 | 000 604 739 2 | Back panel l.h. | | | 1 | |
| 5 | 000 604 707 2 | Side part l.h. | | | 1 | |
| 6 | 000 604 734 5 | Front cover r.h. | | | 1 | |
| 7 | 000 201 420 0 | Filling profile | | | N.B | 2760 long |
| 8 | 000 205 093 0 | Clamp profile | | | N.B | 2760 long |
| 9 | 000 604 730 0 | Window pane | | | 1 | |
| 10 | 000 604 729 6 | Front ext. plate | | 1,5x678x1200 | 1 | |
| 11 | 000 604 731 1 | Front cover l.h. | | | 1 | |
| 12 | 000 541 273 1 | Front plate | | | 1 | |
| 13 | 000 541 271 0 | Cover | | | 1 | |
| 14 | 000 201 354 0 | Seal strip | | 1,0-3,5 | 2 | 375 long |
| 14 | 000 201 354 0 | Seal strip | | 1,0-3,5 | 1 | 1060 long (lower) |



Characteristic: **GRAIN TANK EXTENSION - MAXI**

Illustration: **111**

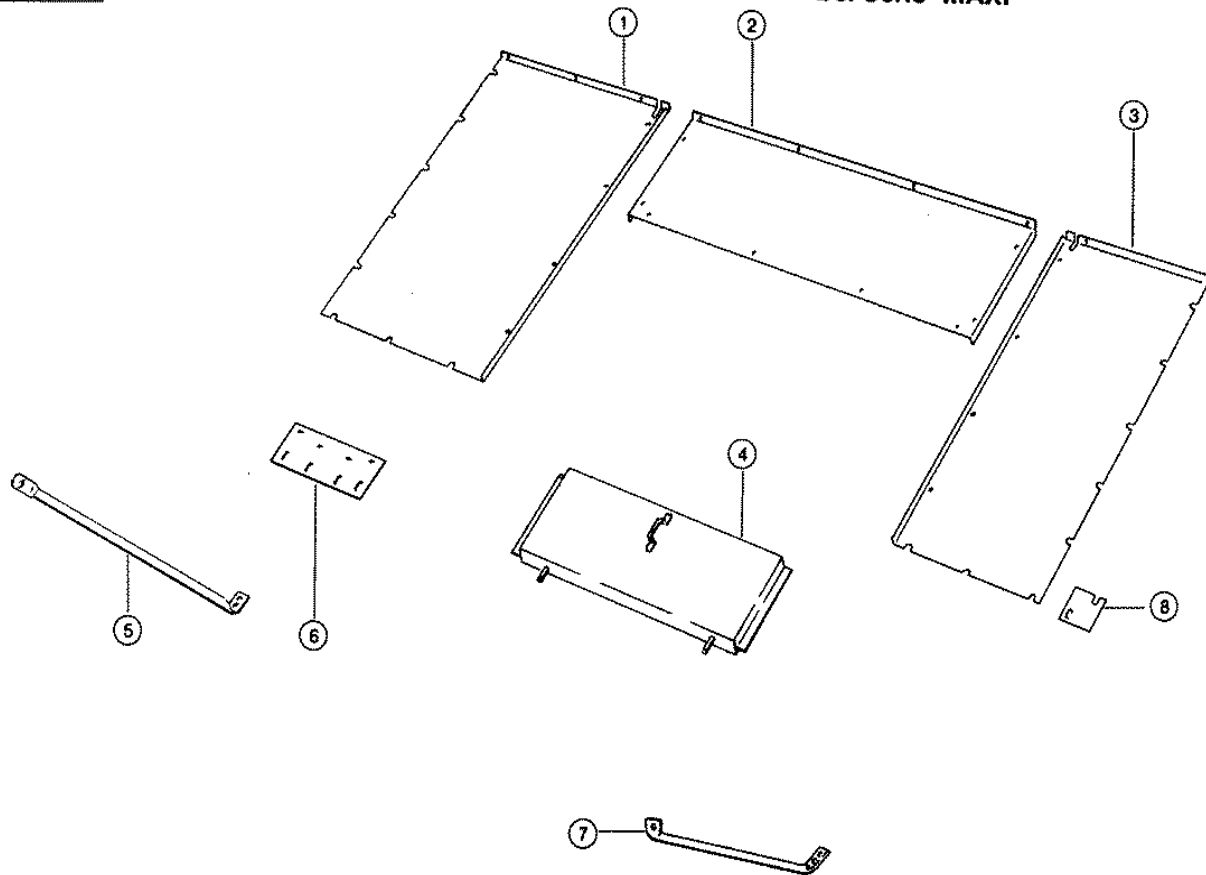
| Pos. | Part-No. | Description | DIN | Dimension | Qty. | Remark |
|------|---------------|-------------------|-----|---------------|------|--|
| 1 | 000 682 913 0 | Side wall | | | 1 | |
| 2 | 000 682 906 0 | Back panel r.h. | | | 1 | |
| 3 | 000 682 925 0 | Back panel, mid. | | 1,5x523x1310 | 1 | |
| 4 | 000 682 905 0 | Back panel l.h. | | 1,5x0608x0938 | 1 | at 4780 mm long grain tank unloading auger tube |
| 4 | 000 639 683 0 | Rear panel | | 1,5x0608x0938 | 1 | at 5775 mm long grain tank unloading auger tube |
| 5 | 000 682 903 3 | Front cover r.h. | | | 1 | |
| 6 | 000 662 514 1 | Front Plate Ext.L | | | 1 | at 4780 mm unloading auger tube |
| 6 | 000 639 677 0 | Front ext. plate | | | 1 | at 5775 mm unloading auger tube |
| 7 | 000 662 512 0 | Side wall l.h. | | | 1 | |



Characteristic: **GRAIN TANK**Illustration: **112**

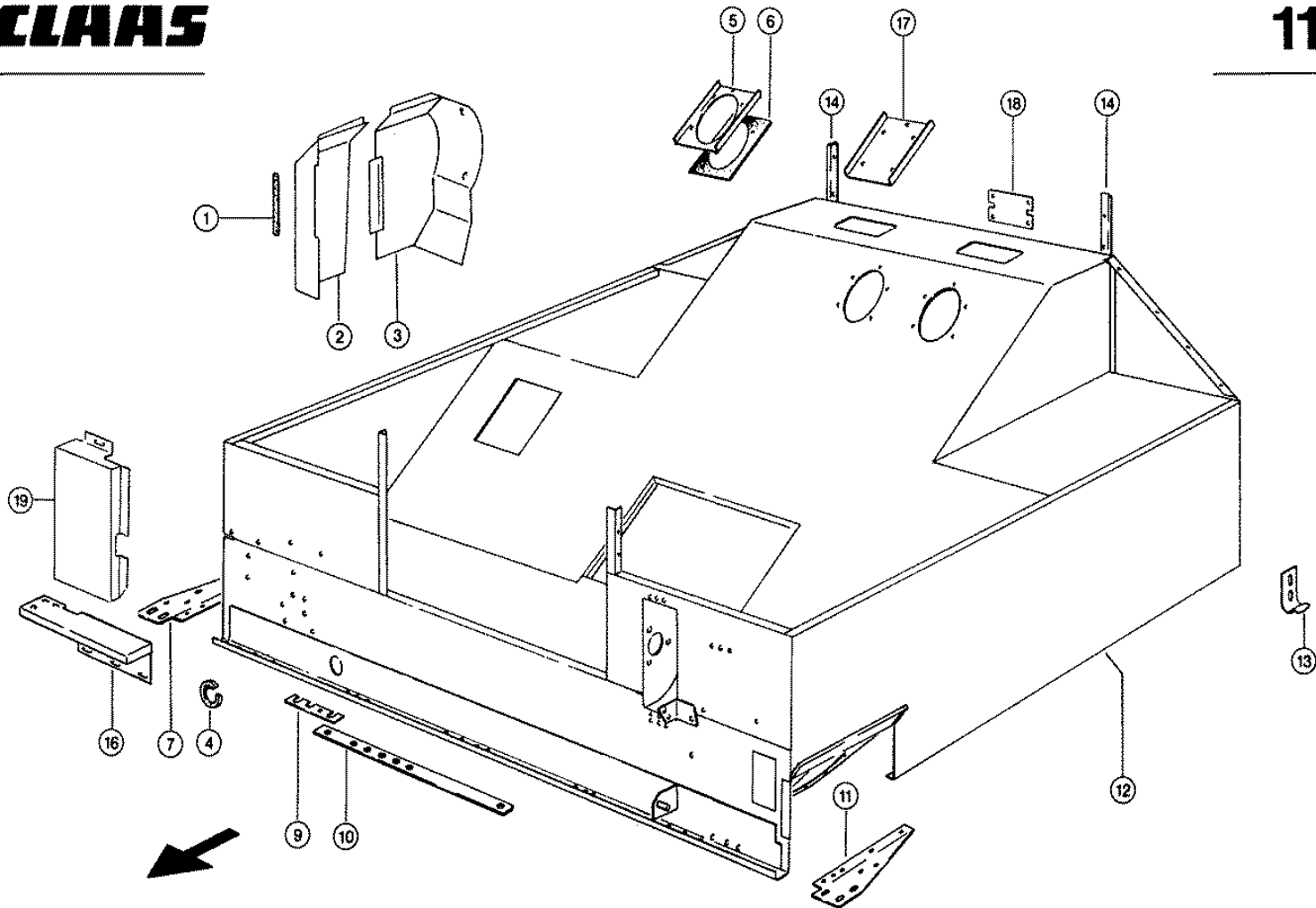
| Pos. | Part-No. | Description | DIN | Dimension | Qty. | Remark |
|------|---------------|------------------|-----|---------------|------|--------|
| 1 | 000 604 743 1 | Floor plate r.h. | | 1,5x0615x1315 | 1 | |
| 2 | 000 604 677 0 | Floor plate | | | 1 | |
| 3 | 000 604 742 1 | Floor plate,l.h | | 1,5x0575x1315 | 1 | |
| 4 | 000 604 760 1 | Support | | 26,9x2x1048 | 1 | |
| 5 | 000 604 628 3 | Cover | | | 1 | |
| 6 | 000 604 649 0 | Tube stay | | 26,9x2x612 | 1 | |
| 7 | 000 604 678 2 | Sealing plate | | 1,5x100x120 | 2 | |

bei Serie "MAXI"



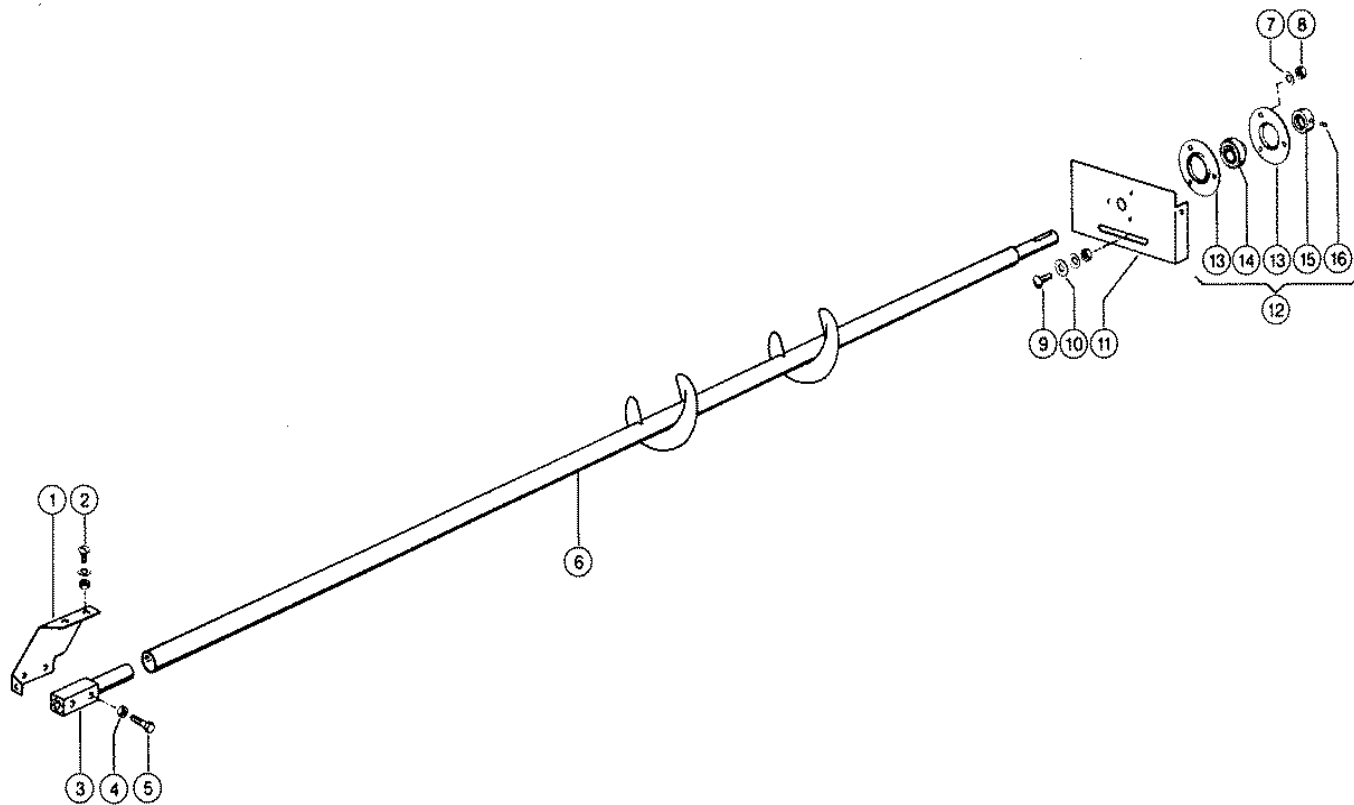
Characteristic: **GRAIN TANK - MAXI**Illustration: **113**

| Pos. | Part-No. | Description | DIN | Dimension | Qty. | Remark |
|------|---------------|------------------|-----|-----------------|------|--------|
| 1 | 000 682 918 1 | Floor plate r.h. | | 1,5x630,3x1318 | 1 | |
| 2 | 000 604 677 0 | Floor plate | | | 1 | |
| 3 | 000 682 917 0 | Floor plate | | 1,5x590,3x1318, | 1 | |
| 4 | 000 604 628 3 | Cover | | | 1 | |
| 5 | 000 604 760 1 | Support | | 26,9x2x1048 | 1 | |
| 6 | 000 682 798 0 | Cover | | 3x170x290 | 1 | |
| 7 | 000 693 233 0 | Support | | 26,9x2x574 | 1 | |
| 8 | 000 604 678 2 | Sealing plate | | 1,5x100x120 | 2 | |



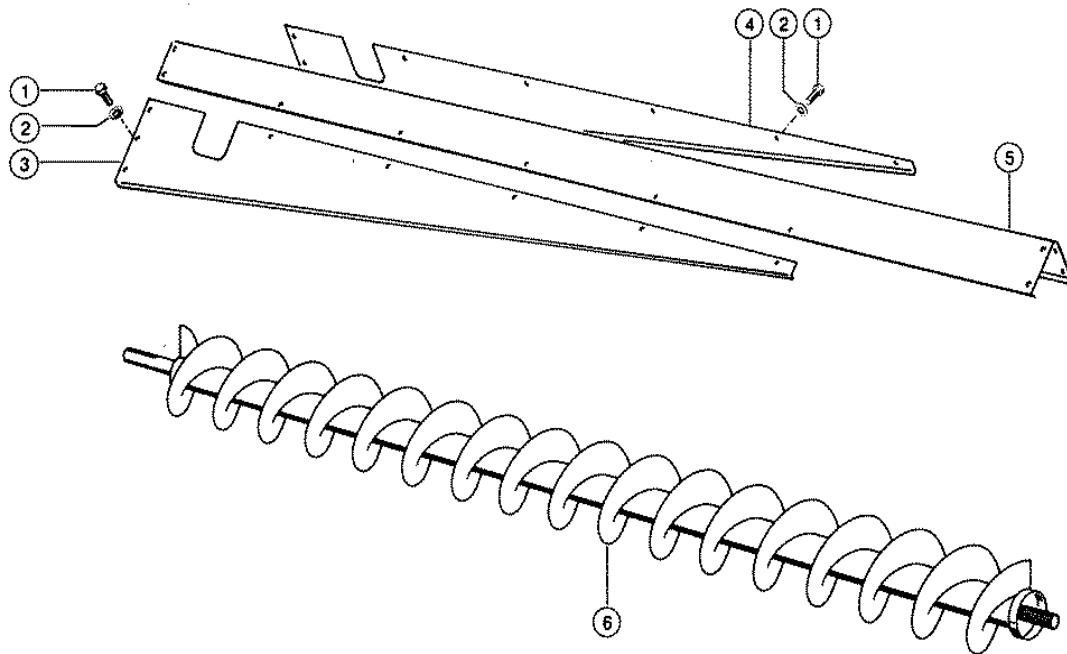
Characteristic: **BOTTOM PART OF GRAIN TANK**Illustration: **114**

| Pos. | Part-No. | Description | DIN | Dimension | Qty. | Remark |
|------|---------------|-------------------|-----|---------------|------|--------|
| 1 | 000 605 182 1 | Sealing profile | | 220 Lg | 1 | |
| 2 | 000 605 884 0 | Cover | | 1,5x276x583 | 1 | |
| 3 | 000 608 705 0 | Cover | | | 1 | |
| 4 | 000 605 706 0 | Cover | | D120x2 | 1 | |
| 5 | 000 604 747 0 | Sealed plate | | 1,5198x280 | 1 | |
| 6 | 000 604 748 0 | Seal element | | 160x280 | 1 | |
| 7 | 000 604 631 1 | Gusset plate r.h. | | 4x165x503 | 1 | |
| 9 | 000 682 968 0 | Toothed bar | | 30x6x176 | 1 | |
| 10 | 000 682 969 1 | Strip | | 35x10x1000 | 1 | |
| 11 | 000 604 630 3 | Gusset plate l.h. | | 4x165x499 | 1 | |
| 12 | 000 682 963 2 | Grain tank lower | | S | 1 | |
| 13 | 000 605 087 3 | Support | | 60x8x206 | 1 | |
| 14 | 000 604 627 0 | Ledge | | 3x35x800 | 2 | |
| 16 | 000 663 265 0 | Rest rear | | | 1 | |
| 17 | 000 663 899 0 | Sealed plate | | | 1 | |
| 18 | 000 662 522 0 | Flange | | 2x164x200 | 1 | |
| 19 | 000 663 267 0 | Sealed plate | | 1,0x0294x0584 | 1 | |



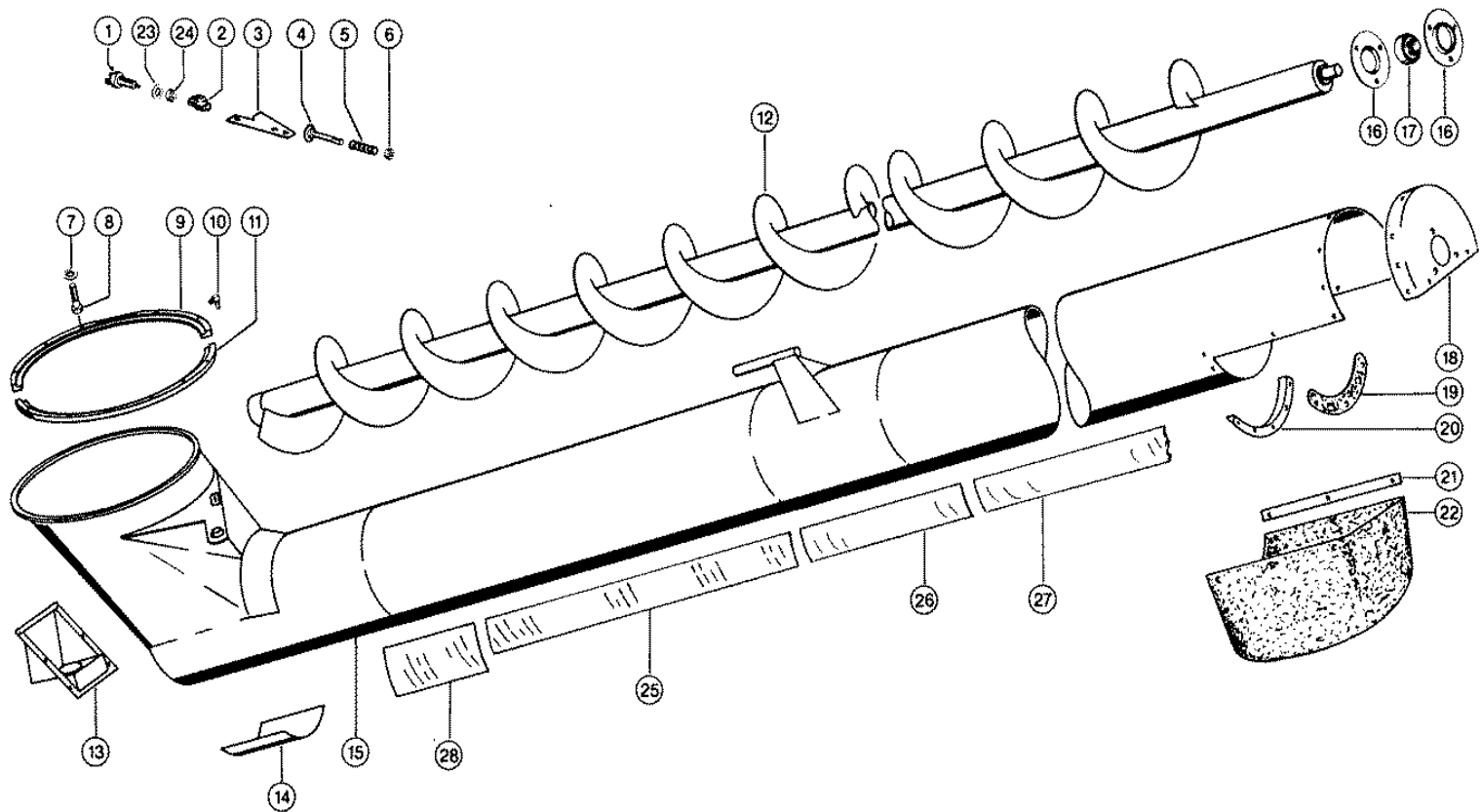
Characteristic: **LEVELLING AUGER**Illustration: **115**

| Pos. | Part-No. | Description | DIN | Dimension | Qty. | Remark |
|------|---------------|-------------------|---------|-----------------|------|--------|
| 1 | 000 605 657 1 | Support | | 2x110x195 | 1 | |
| 2 | 000 665 564 1 | Flat head bolt | | m 6x 12 | 3 | |
| 2 | 000 236 169 0 | Hexagonal nut | Iso4032 | M6 | 3 | |
| 2 | 000 239 386 0 | Contact washer | | A 6 | 3 | |
| 3 | 000 605 658 0 | Bearing | | 30x30x165 | 1 | |
| 4 | 000 237 983 0 | Securing nut | Iso7042 | M6 | 2 | |
| 5 | 000 237 553 1 | Hexagonal screw | Iso4017 | m 6x45 | 2 | |
| 6 | 000 605 750 3 | Spreader auger | | D 110x 120x2300 | 1 | |
| 7 | 000 239 387 0 | Contact washer | | A 8 | 3 | |
| 8 | 000 236 170 0 | Hexagonal nut | Iso4032 | M8 | 3 | |
| 9 | 000 234 953 0 | Flat head bolt | Din603 | m 8x 20x13 | 3 | |
| 9 | 000 236 170 0 | Hexagonal nut | Iso4032 | M8 | 3 | |
| 9 | 000 239 393 1 | Contact washer | | B 8 | 3 | |
| 10 | 000 237 957 0 | Washer | | 8,5x30x3 | 3 | |
| 11 | 000 605 659 0 | Plate | | | 1 | |
| 12 | 000 636 340 0 | Flange bearing | | Bfa 25 | 1 | |
| 13 | 000 636 343 0 | Metal flange | | Rb Y 205 | 2 | |
| 14 | 000 636 341 0 | Lock collar bear. | | Yen 205 | 1 | |
| 15 | 000 636 342 0 | Tension ring | | W.Ers.D.636342 | 1 | |
| 16 | 000 236 551 1 | Threaded pin | Iso4029 | m 6x 6 | 1 | |



Characteristic: **GRAIN TANK UNLOADING**Illustration: **116**

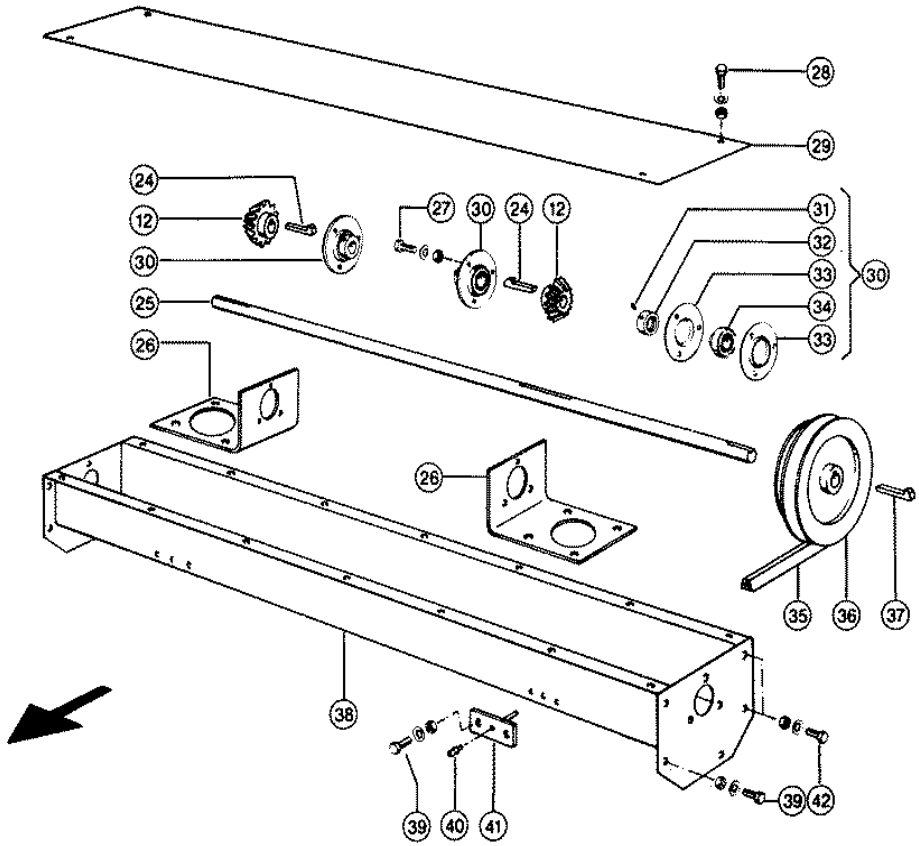
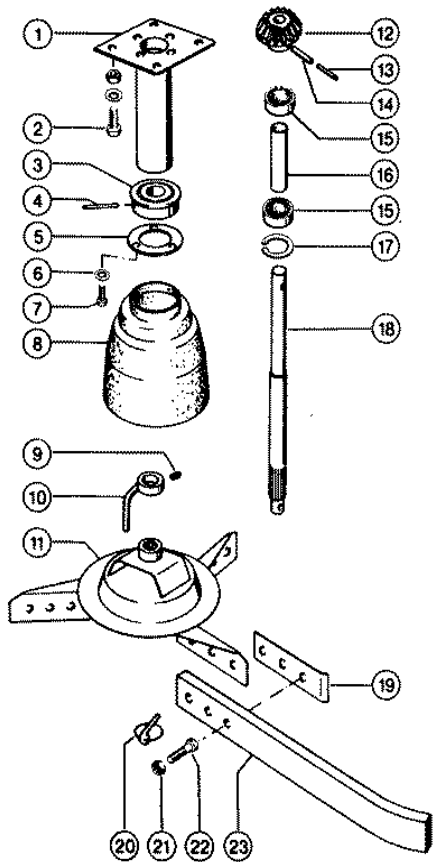
| Pos. | Part-No. | Description | DIN | Dimension | Qty. | Remark |
|------|---------------|------------------|---------|------------|------|--------|
| 1 | 000 239 238 0 | Hexagonal screw | Iso4017 | M10x25-Sc | 22 | |
| 2 | 000 239 394 1 | Contact washer | | B10 | 22 | |
| 3 | 000 604 984 2 | Cover plate l.h. | | 3x252x1855 | 1 | |
| 4 | 000 604 985 2 | Cover Plate R.H. | | 3x252x1855 | 1 | |
| 5 | 000 604 971 0 | Cover | | | 1 | |
| 6 | 000 608 538 2 | Conveyor auger | | 2400 lang | 1 | |



Characteristic: **GRAIN TANK UNLOADING TUBE SPECIAL**

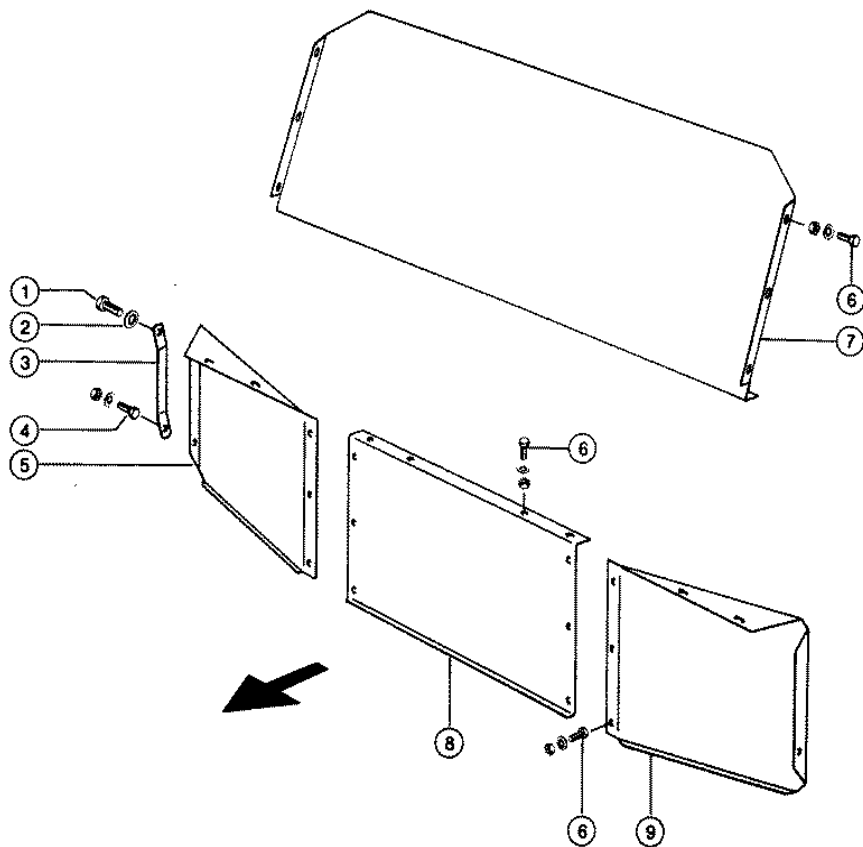
Illustration: **117**

| Pos. | Part-No. | Description | DIN | Dimension | Qty. | Remark |
|------|---------------|-------------------|---------|-----------------|------|--------|
| 1 | 000 215 357 0 | Switch/brake Line | | | 1 | |
| 2 | 000 236 455 0 | Hexagonal nut | Iso8675 | M12x1,5 | 1 | |
| 3 | 000 647 957 1 | Support | | 3x60x152 | 1 | |
| 4 | 000 647 958 0 | Screw | | | 1 | |
| 5 | 000 656 042 0 | Compress.spring | | 0,85x 7 X 41 | 1 | |
| 6 | 000 237 983 0 | Securing nut | Iso7042 | M06 | 1 | |
| 7 | 000 239 388 0 | Contact washer | | A10 | 9 | |
| 8 | 000 238 875 1 | Hexagonal screw | Iso4014 | M10x40 | 7 | |
| 8 | 000 216 003 0 | Hex.Head Bolt | Iso4017 | M10x50 | 2 | |
| 8 | 000 236 227 0 | Socket head screw | Iso4762 | M10x 30 | 1 | |
| 9 | 000 642 955 1 | Revolting gear | | | 1 | |
| 10 | 000 236 944 0 | Grease nipple | Din7141 | 2S 6x1 | 4 | |
| 11 | 000 642 955 1 | Revolting gear | | | 1 | |
| 12 | 000 609 527 1 | Auger | | D 275x4313x4788 | 1 | |
| 13 | 000 604 981 4 | Sealing plate | | | 1 | |
| 14 | 000 663 065 1 | Slide | | | 1 | |
| 15 | 000 609 530 6 | Grain Tank Tube | | | 1 | |
| 16 | 000 610 446 0 | Metal flange | | Rb Y 206 | 2 | |
| 17 | 000 610 448 0 | Lock collar bear. | | Rä30nppbfa140/ | 1 | |
| 18 | 000 605 606 2 | Cover | | | 1 | |
| 19 | 000 605 371 1 | Sealing | | 3 X 77x 211 | 1 | |
| 20 | 000 684 449 0 | Angle plate | | 190lg | 1 | |
| 21 | 000 678 704 2 | Attaching Strip | | 2x20x400 | 2 | |
| 22 | 000 687 174 0 | Outlet spout | | 2x407x1314 | 1 | |
| 23 | 000 237 043 0 | Washer | Iso7092 | 12 | 1 | |
| 24 | 000 744 122 0 | Water Spray Guard | | | 1 | |
| 25 | 000 515 358 0 | Sticker | | | 1 | |
| 26 | 000 515 359 0 | Sticker | | | 1 | |
| 27 | 000 514 677 1 | Sticker | | | 1 | |
| 28 | 000 515 353 0 | Sticker | | | 1 | "vx" |



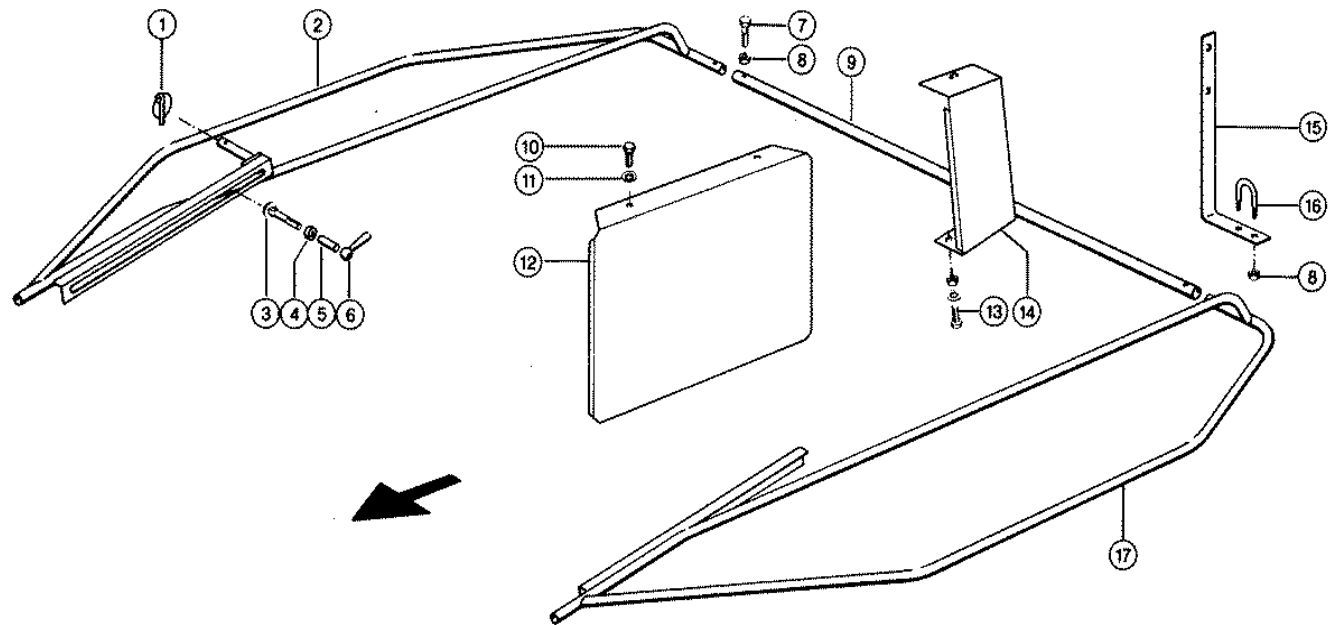
Characteristic: **STRAW SPREADER**Illustration: **118**

| Pos. | Part-No. | Description | DIN | Dimension | Qty. | Remark |
|------|---------------|-------------------|---------|--------------|------|---------------|
| 1 | 000 050 131 1 | Bearing housing | | | 2 | |
| 2 | 000 237 453 0 | Hexagonal screw | Iso4017 | M10x30 | 8 | |
| 2 | 000 236 171 0 | Hexagonal nut | Iso4032 | M10 | 8 | |
| 2 | 000 239 388 0 | Contact washer | | A10 | 8 | |
| 3 | 000 050 259 0 | Hub | | D90x25 | 2 | |
| 4 | 000 237 607 0 | Tensioning pin | Iso8752 | 26 X 65 | 2 | |
| 5 | 000 640 358 0 | Washer | | D100x3 | 2 | |
| 6 | 000 239 386 0 | Contact washer | | A 6 | 6 | |
| 7 | 000 237 464 0 | Hexagonal screw | Iso4017 | M06x12 | 6 | |
| 8 | 000 972 301 0 | Protect.funnel | | | 2 | |
| 9 | 000 236 552 0 | Threaded pin | Iso4029 | M10x 8 | 2 | |
| 10 | 000 050 144 0 | Support | | | 2 | |
| 11 | 000 050 148 0 | Plate | | | 2 | |
| 12 | 000 050 113 0 | Bevel gear | | 16 Zähne | 4 | |
| 13 | 000 235 628 2 | Tensioning pin | Iso8752 | 23,5x 45-N | 2 | |
| 14 | 000 235 667 2 | Tensioning pin | Iso8752 | 26 X 45-N | 2 | |
| 15 | 000 235 870 0 | Grvd.ball bearing | | 6205-2rs* | 4 | |
| 16 | 000 050 135 0 | Spacer tube | | D30x2,6x125 | 2 | |
| 17 | 000 235 182 0 | Circlip | D472 | 52x2 | 2 | |
| 18 | 000 050 134 2 | Shaft | | D30x432 | 2 | |
| 19 | 000 664 007 1 | Shim plate | | 3x40x160 | 6 | |
| 20 | 000 925 289 0 | Cover spring pin | | 10x55 | 2 | |
| 21 | 000 237 983 0 | Securing nut | Iso7042 | M06 | 18 | |
| 22 | 000 235 241 1 | Hexagonal screw | Iso4014 | M06x40 | 18 | |
| 23 | 000 050 154 1 | Spreader blades | | | 6 | |
| 24 | 000 007 605 0 | Gib-head key | D6887 | 8x 7x 36 | 2 | |
| 25 | 000 050 205 2 | Shaft | | D 25x1142 | 1 | |
| 26 | 000 050 136 0 | Angle | | 130x8x280 | 2 | |
| 27 | 000 237 442 0 | Hexagonal screw | Iso4017 | M08x25 | 6 | |
| 27 | 000 236 170 0 | Hexagonal nut | Iso4032 | M8 | 6 | |
| 27 | 000 239 387 0 | Contact washer | | A 8 | 6 | |
| 28 | 000 237 438 0 | Hexagonal screw | Iso4017 | m 8x12 | 7 | |
| 28 | 000 236 170 0 | Hexagonal nut | Iso4032 | M8 | 7 | |
| 28 | 000 239 387 0 | Contact washer | | A 8 | 7 | |
| 29 | 000 050 206 0 | Cover plate | | 1,5x216x1320 | 1 | |
| 30 | 000 636 340 0 | Flange bearing | | Bfa 25 | 3 | |
| 31 | 000 213 823 0 | Threaded pin | Iso4029 | m 6x0,75x6 | 3 | fine thread |
| 31 | 000 236 551 1 | Threaded pin | Iso4029 | m 6x 6 | 3 | normal thread |
| 32 | 000 636 342 1 | Tension ring | | 25 | 3 | |
| 33 | 000 636 343 0 | Metal flange | | Rb Y 205 | 6 | |
| 34 | 000 636 341 0 | Lock collar bear. | | Yen 205 | 3 | |
| 35 | 000 623 427 1 | V-belt | | | 1 | |
| 36 | 000 050 116 0 | V-belt pulley | | D 190/170 mm | 1 | |
| 37 | 000 007 605 0 | Gib-head key | D6887 | 8x 7x 36 | 1 | |
| 38 | 000 050 203 0 | Trough | | | 1 | |
| 39 | 000 237 439 0 | Hexagonal screw | Iso4017 | M08x16 | 8 | |
| 39 | 000 236 170 0 | Hexagonal nut | Iso4032 | M8 | 8 | |
| 39 | 000 239 387 0 | Contact washer | | A 8 | 8 | |
| 40 | 000 236 942 0 | Grease nipple | D71412 | As 6x1 | 2 | |
| 41 | 000 050 138 0 | Strip | | | 2 | |
| 42 | 000 237 370 0 | Hexagonal screw | Iso4017 | M08x30 | 6 | |
| 42 | 000 236 170 0 | Hexagonal nut | Iso4032 | M8 | 6 | |
| 42 | 000 239 387 0 | Contact washer | | A 8 | 6 | |



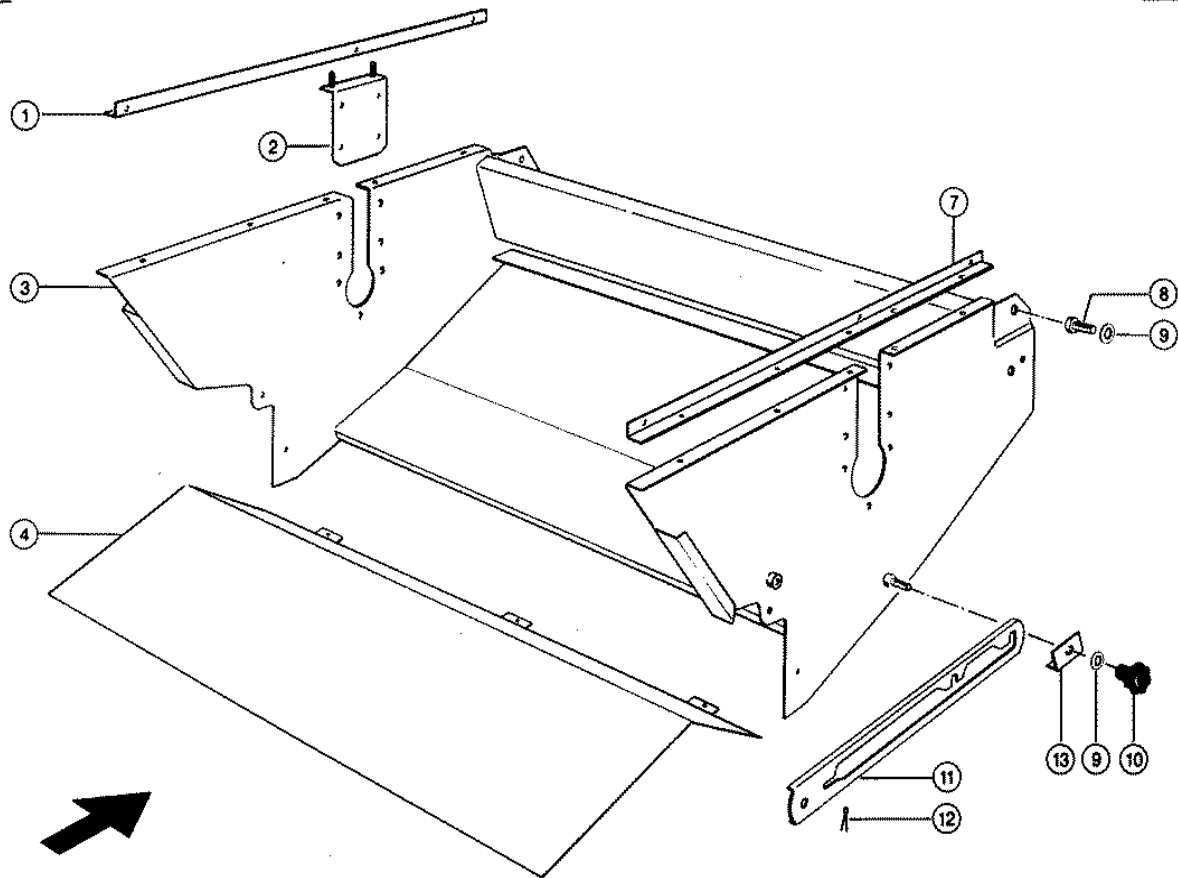
Characteristic: **STRAW SPREADER**Illustration: **119**

| Pos. | Part-No. | Description | DIN | Dimension | Qty. | Remark |
|------|---------------|------------------|---------|--------------|------|--------|
| 1 | 000 236 056 0 | Hexagonal screw | Iso4017 | M12x25 | 2 | |
| 2 | 000 239 389 0 | Contact washer | | A12 | 2 | |
| 3 | 000 050 262 0 | Brace | | 30x5x285 | 2 | |
| 4 | 000 237 382 0 | Hexagonal screw | Iso4017 | M10x20 | 2 | |
| 4 | 000 236 171 0 | Hexagonal nut | Iso4032 | M10 | 2 | |
| 4 | 000 239 394 1 | Contact washer | | B10 | 4 | |
| 5 | 000 050 261 0 | Guide plate r.h. | | 2,5x481x485 | 1 | |
| 6 | 000 237 439 0 | Hexagonal screw | Iso4017 | M08x16 | 33 | |
| 6 | 000 236 170 0 | Hexagonal nut | Iso4032 | M8 | 33 | |
| 6 | 000 239 387 0 | Contact washer | | A 8 | 33 | |
| 7 | 000 050 213 0 | Cover plate | | 1,5x630xu382 | 1 | |
| 8 | 000 050 264 0 | Baffle plate | | 2,5x455x628 | 1 | |
| 9 | 000 050 260 0 | Guide plate l.h. | | 2,5x481x485 | 1 | |



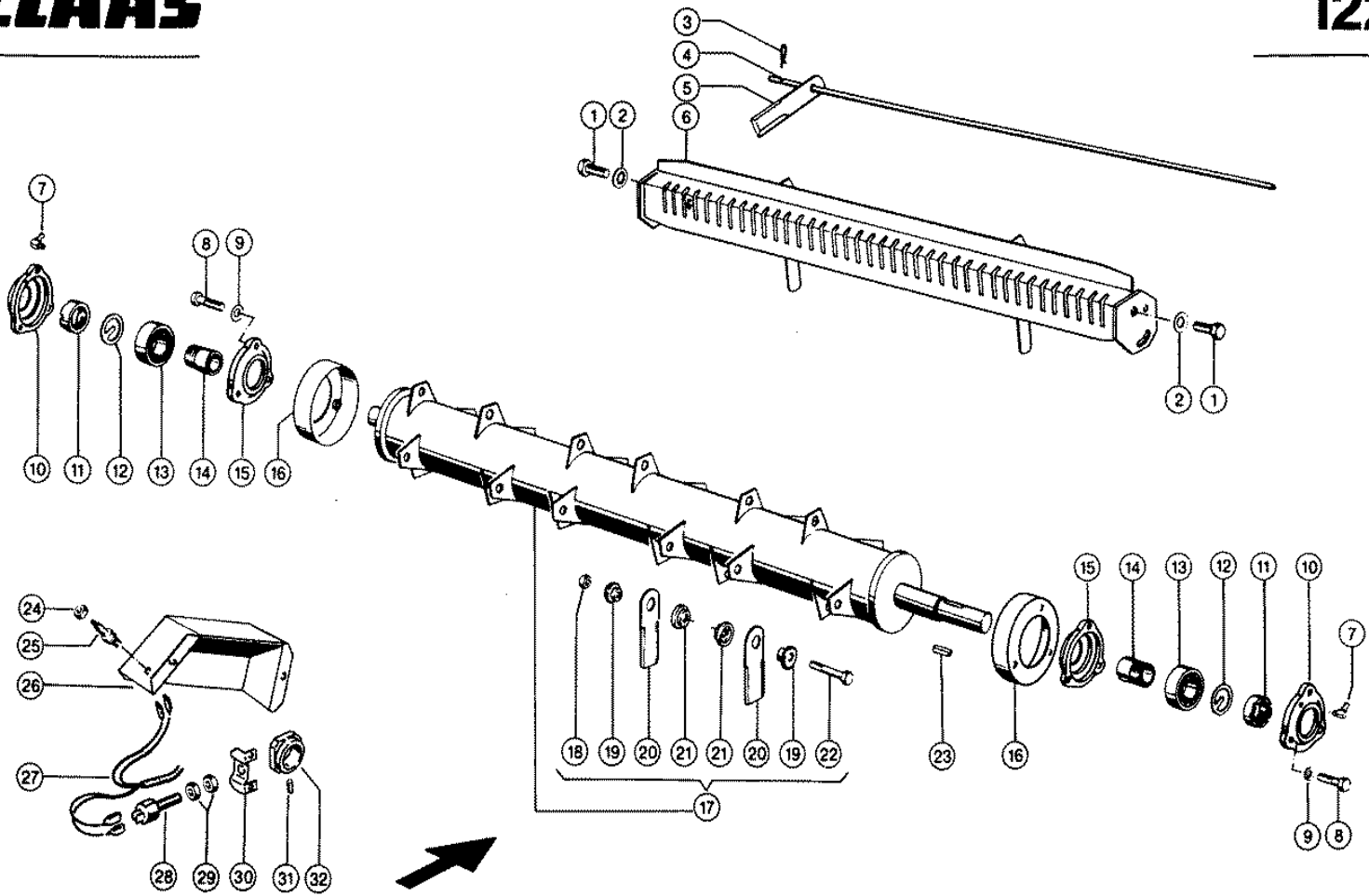
Characteristic: **STRAW SPREADER**Illustration: **120**

| Pos. | Part-No. | Description | DIN | Dimension | Qty. | Remark |
|------|---------------|------------------|---------|-----------------|------|--------|
| 1 | 000 925 289 0 | Cover spring pin | | 10x55 | 1 | |
| 2 | 000 050 161 0 | Bracket r.h. | | | 1 | |
| 3 | 000 237 810 0 | Flat head bolt | Din603 | M10x 90 | 2 | |
| 4 | 000 528 347 0 | Pin | | D 26x13 | 2 | |
| 5 | 000 718 051 1 | Bushing | | D17,2x2,35x45 | 2 | |
| 6 | 000 539 035 0 | Toggle nut | | N 80 M10 | 2 | |
| 7 | 000 237 341 0 | Hexagonal screw | Iso4014 | m 8x45 | 2 | |
| 8 | 000 238 132 0 | Securing nut | Iso7042 | M08 | 6 | |
| 9 | 000 050 166 0 | Tube | | D33,7x3,25x1460 | 1 | |
| 10 | 000 239 235 0 | Hexagonal screw | Iso4017 | m 8x16-Sc | 4 | |
| 11 | 000 239 387 0 | Contact washer | | A 8 | 4 | |
| 12 | 000 050 189 0 | Guard plate | | 1x537x600 | 1 | |
| 13 | 000 237 439 0 | Hexagonal screw | Iso4017 | M08x16 | 2 | |
| 13 | 000 236 170 0 | Hexagonal nut | Iso4032 | M8 | 2 | |
| 13 | 000 239 387 0 | Contact washer | | A 8 | 2 | |
| 14 | 000 050 200 0 | Guard plate | | 1,5x162x542 | 1 | |
| 15 | 000 050 159 0 | Support | | 30x10x518 | 2 | |
| 16 | 000 050 168 0 | Bracket | | D12x138 | 2 | |
| 17 | 000 050 160 0 | Bracket l.h. | | | 1 | |



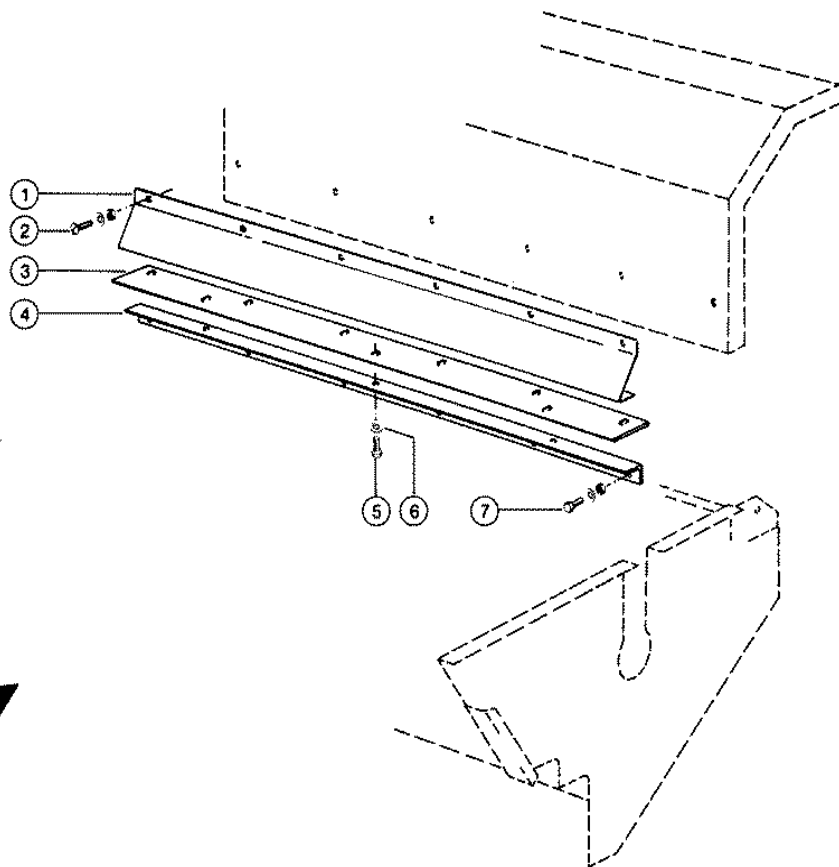
Characteristic: **STRAW CHOPPER; BODY**Illustration: **121**

| Pos. | Part-No. | Description | DIN | Dimension | Qty. | Remark |
|------|---------------|-----------------|---------|-------------|------|--------|
| 1 | 000 061 448 0 | Angle l.h. | | 3x54x815 | 1 | |
| 2 | 000 061 406 0 | Support | | | 2 | |
| 3 | 000 061 500 1 | Body | | | 1 | |
| 4 | 000 061 514 0 | Feed plate | | | 1 | |
| 7 | 000 061 449 0 | Angle r.h. | | 3x54x815 | 1 | |
| 8 | 000 237 458 0 | Hexagonal screw | Iso4017 | M12x20 | 2 | |
| 9 | 000 239 389 0 | Contact washer | | A12 | 4 | |
| 10 | 000 238 056 0 | Control knob | D6336 | K 63 M12 | 2 | |
| 11 | 000 062 059 1 | Adjusting plate | | | 2 | |
| 12 | 000 235 090 0 | Split pin | I1234 | 4 X 28 | 2 | |
| 13 | 000 654 958 0 | Angle | | 1,5x50x59,3 | 1 | |



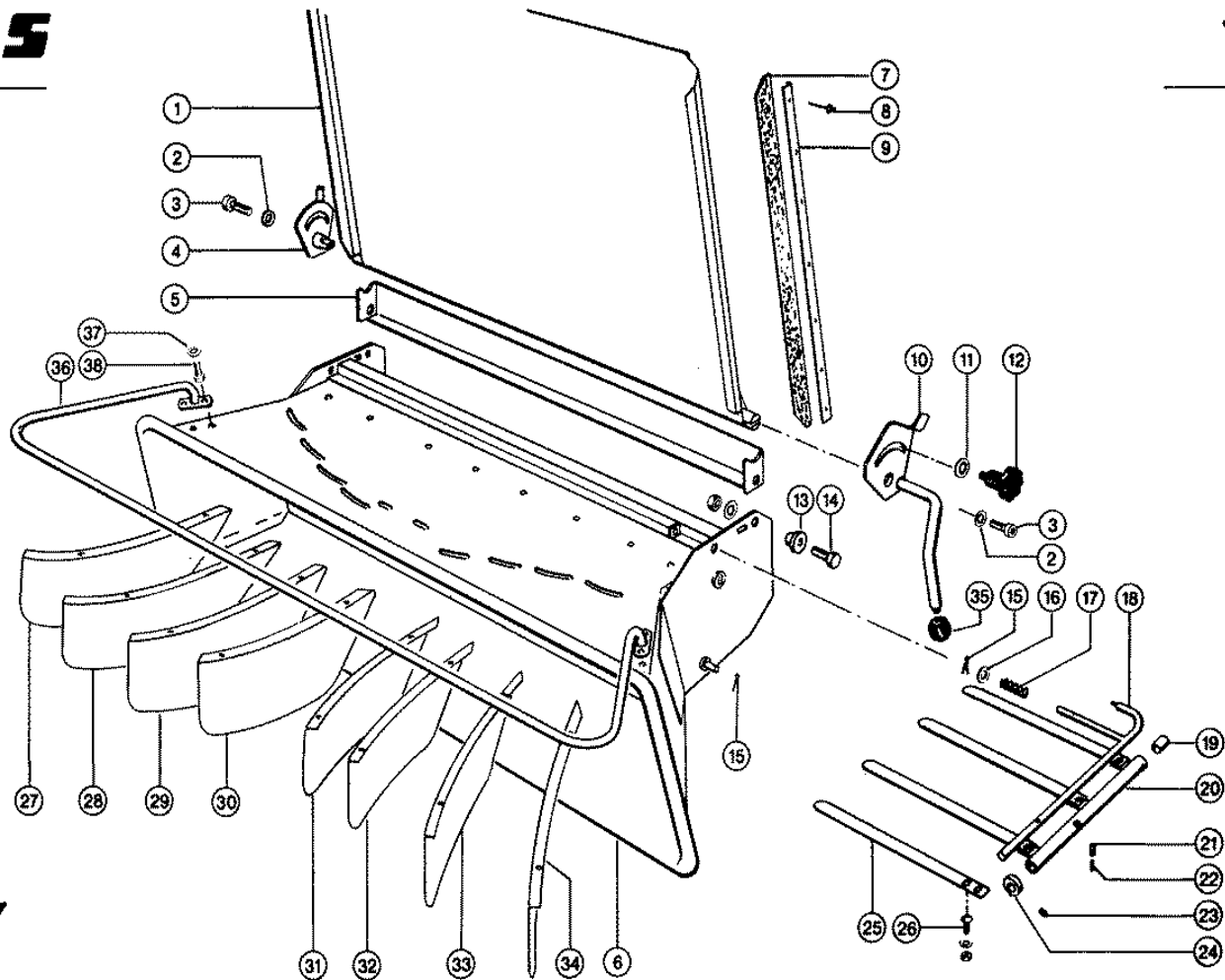
Characteristic: **STRAW CHOPPER; KNIFE DRUM**Illustration: **122**

| Pos. | Part-No. | Description | DIN | Dimension | Qty. | Remark |
|------|---------------|-------------------|---------|-----------------|------|-------------------|
| 1 | 000 237 376 0 | Hexagonal screw | Iso4017 | M16x30 | 2 | |
| 2 | 000 239 391 0 | Contact washer | | A16 | 2 | |
| 3 | 000 500 154 0 | Spring clip | | 3 X 48 | 1 | |
| 4 | 000 061 499 1 | Round rod | | D10x1324 | 1 | |
| 5 | 000 060 030 0 | Counter knife | | | 51 | at grain |
| 5 | 000 060 030 0 | Counter knife | | | 26 | at corn |
| 6 | 000 061 985 0 | Knife carrier | | | 1 | |
| 7 | 000 236 944 0 | Grease nipple | Din7141 | 2S 6x1 | 2 | |
| 8 | 000 216 303 0 | Hex.Head Bolt | Iso4014 | M12x60-KI | 6 | |
| 9 | 000 239 389 0 | Contact washer | | A12 | 6 | |
| 10 | 000 061 055 1 | Bearing shell | | | 2 | |
| - | 000 177 309 0 | Felt strip | Din6120 | 65x 7x1400 | N.B | 207 long |
| 11 | 000 500 891 1 | Slotted nut | | M45x1,5 | 2 | |
| 12 | 000 500 893 0 | Circlip | | 45 | 2 | |
| 13 | 000 239 223 0 | S.al.ball bearing | Din630 | 1309 K C3 | 2 | |
| 14 | 000 239 224 0 | Taper lock sleeve | D5415 | H2309 O.m.U.S. | 2 | |
| 15 | 000 061 410 1 | Bearing shell | | | 2 | |
| - | 000 177 309 0 | Felt strip | Din6120 | 65x 7x1400 | N.B | 165 long |
| 16 | 000 061 408 1 | Cover | | | 2 | |
| 17 | 000 061 493 0 | Cutting cylin.ass | | | 1 | for grain |
| 17 | 000 061 968 1 | Cutting cylin.ass | | | 1 | for corn |
| 18 | 000 216 411 0 | Securing nut | D980 | W.Ers.D.2380060 | 26 | from no. 0938610 |
| 18 | 000 238 006 0 | Securing nut | Iso7042 | M10 | 26 | to No. 09308609 |
| - | 000 515 485 0 | Sticker | | Anzugmomente | 1 | Starting torque |
| 19 | 000 065 295 0 | Bushing, outside | | | 52 | from no. 09308610 |
| | | | | | | for grain |
| 19 | 000 060 016 2 | Bushing, outside | | | 52 | to No. 09308609 |
| | | | | | | for grain |
| 19 | 000 061 196 0 | Bushing | | | 26 | for corn |
| 20 | 000 060 017 2 | Revolving knife | | | 52 | for grain |
| 20 | 000 065 641 0 | Revolving knife | | | 26 | for corn |
| 21 | 000 060 015 0 | Bushing inside | | | 52 | |
| 22 | 000 216 407 0 | Hexagonal screw | D931 | W.Ers.D.2335720 | 26 | from no. 09308610 |
| | | | | | | for grain |
| 22 | 000 238 010 0 | Hexagonal screw | Iso4014 | M10x50 | 26 | to No. 09308609 |
| | | | | | | for grain |
| 22 | 000 216 410 0 | Socket head screw | I4762 | W.Ers.D.2150980 | 26 | from no. 09308610 |
| | | | | | | for corn |
| 22 | 000 215 098 0 | Socket head screw | Iso4762 | M10x 40 | 26 | to No. 09308609 |
| | | | | | | for corn |
| 23 | 000 665 260 0 | Parallel key | D6885 | A 10x 8x 30 | 1 | |
| 24 | 000 236 455 0 | Hexagonal nut | Iso8675 | M12x1,5 | 1 | |
| 25 | 000 215 357 0 | Switch/brake Line | | | 1 | |
| 26 | 000 062 076 3 | Guard plate | | 1,5x267x511,5 | 1 | |
| 27 | 000 010 110 0 | Wiring loom | | | 1 | |
| 28 | 000 676 835 0 | Magnetic pick up | | | 1 | |
| 29 | 000 766 588 0 | Hexagonal nut | Iso8675 | M18x1,5-M=5 | 2 | |
| 30 | 000 061 657 1 | Support | | 2x63x102 | 1 | |
| 31 | 000 235 867 0 | Threaded pin | Iso4029 | m 8x 8 | 2 | |
| 32 | 000 647 760 0 | Cam wheel | | D 40 mm | 1 | for corn (4 cam) |
| - | 000 064 918 0 | Cam wheel | | | 1 | grain (2 cam) |

Getreide

Characteristic: **STRAW CHOPPER; CROSS BLADE**Illustration: **123**

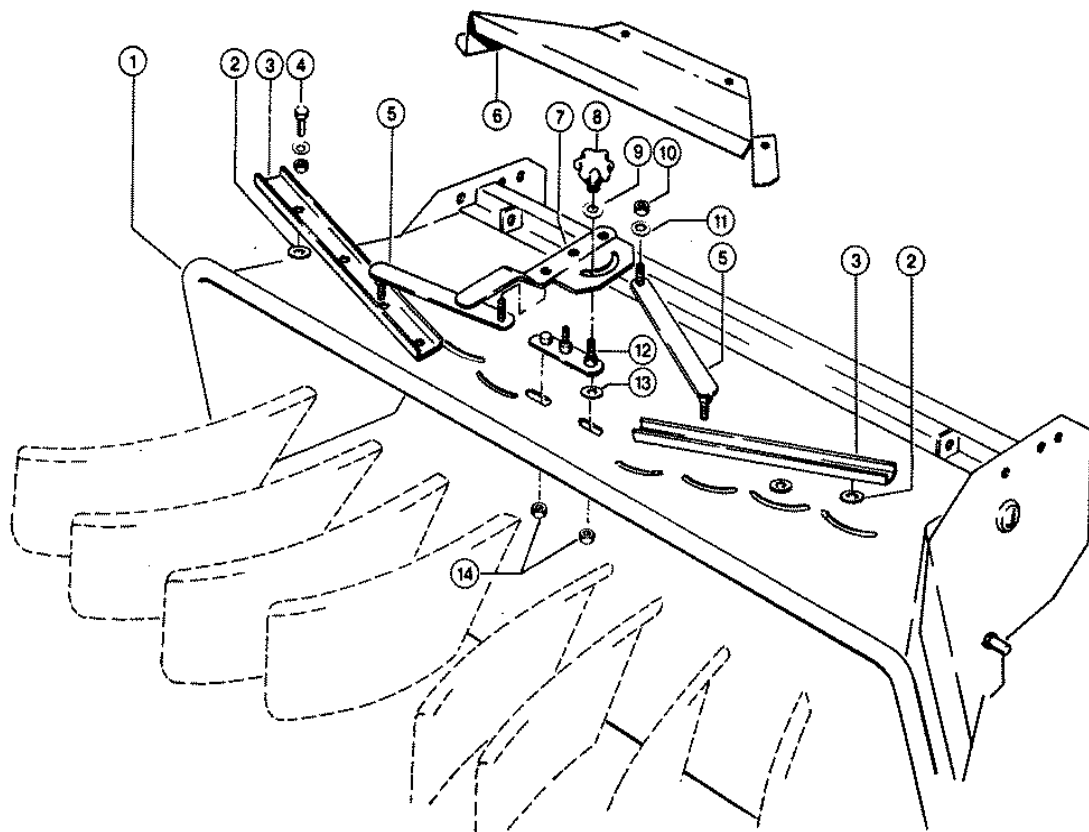
| Pos. | Part-No. | Description | DIN | Dimension | Qty. | Remark |
|------|---------------|-----------------|---------|--------------|------|--------|
| 1 | 000 062 097 0 | Support | | | 1 | |
| 2 | 000 610 097 1 | Flat head bolt | | m 8x 16 | 6 | |
| 2 | 000 236 170 0 | Hexagonal nut | Iso4032 | M8 | 6 | |
| 2 | 000 239 387 0 | Contact washer | | A 8 | 6 | |
| 3 | 000 062 100 0 | Cross knife | | | 1 | |
| 4 | 000 062 099 0 | Angle | | 50x40x5x1300 | 1 | |
| 5 | 000 237 383 0 | Hexagonal screw | Iso4017 | M10x25 | 3 | |
| 6 | 000 239 388 0 | Contact washer | | A10 | 3 | |
| 7 | 000 236 200 0 | Hexagonal screw | Iso4017 | M08x20 | 6 | |
| 7 | 000 236 170 0 | Hexagonal nut | Iso4032 | M8 | 6 | |
| 7 | 000 239 387 0 | Contact washer | | A 8 | 6 | |



Characteristic: **STRAW CHOPPER; GUIDE PLATE, SPREADING UNIT**

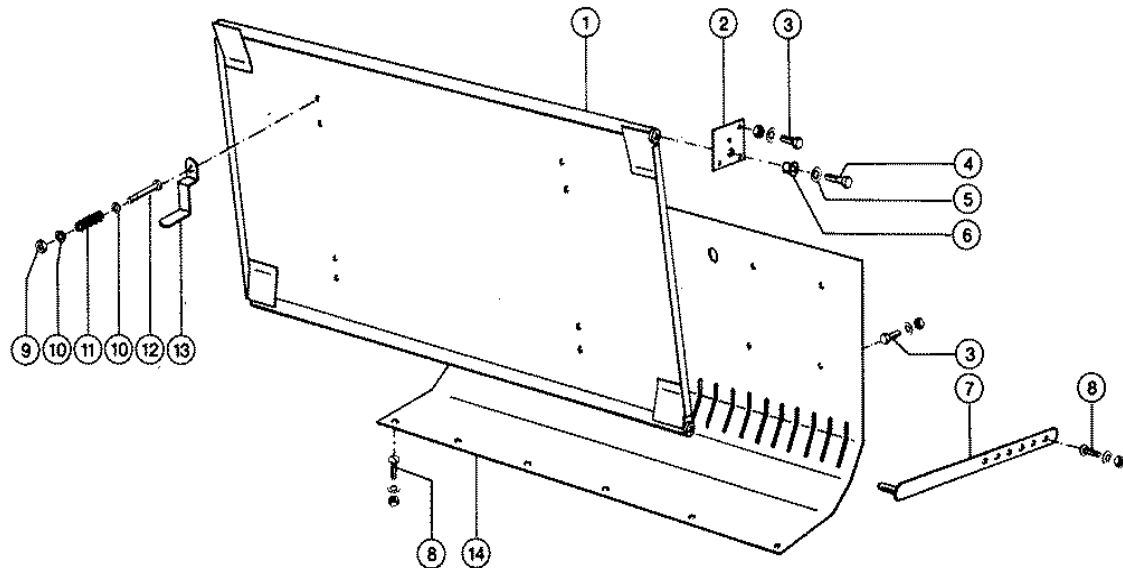
Illustration: **124**

| Pos. | Part-No. | Description | DIN | Dimension | Qty. | Remark |
|------|---------------|-------------------|----------|-----------------|------|--------------------|
| 1 | 000 061 653 0 | Cover | | | 1 | |
| 2 | 000 235 133 1 | Spring washer | | 10 | 2 | |
| 3 | 000 236 349 0 | Socket head screw | Iso4762 | M10x 55 | 2 | |
| 4 | 000 061 419 2 | Support | | | 1 | |
| 5 | 000 061 507 0 | Angle plate | | 2x86x1383 | 1 | |
| 6 | 000 064 904 0 | Spreader | | | 1 | |
| 7 | 000 061 488 0 | Sealing tape | | 3 X 60x 900 | 2 | |
| 8 | 000 237 950 1 | Rivet | Iso16584 | 4,8x12 | 14 | |
| 9 | 000 678 442 0 | Rail | | | 2 | |
| 10 | 000 061 422 3 | Lock | | | 1 | |
| 11 | 000 239 395 1 | Contact washer | | B12 | 2 | |
| 12 | 000 061 605 0 | Star knob | | L63/M12x20 | 2 | |
| 13 | 000 060 161 0 | Bushing | | 12,5x 20x 30x 1 | 2 | |
| 14 | 000 237 572 0 | Hexagonal screw | Iso4017 | M12x35 | 2 | |
| 14 | 000 236 172 0 | Hexagonal nut | Iso4032 | M12 | 2 | |
| 14 | 000 239 389 0 | Contact washer | | A12 | 4 | |
| 15 | 000 235 090 0 | Split pin | I1234 | 4 X 28 | 4 | |
| 16 | 000 234 291 0 | Washer | | 17 X 26 X2 | 2 | |
| 17 | 000 778 501 0 | Compress.spring | | 2,8 X 21 X 92 | 2 | |
| 18 | 000 061 592 0 | Adjusting lever | | | 2 | |
| 19 | 000 623 335 0 | Bushing | | 16 X 19 X25 | 4 | |
| 20 | 000 061 588 1 | Deflector | | | 2 | |
| 21 | 000 237 799 2 | Tensioning pin | Iso87526 | 26 X 30-N | 2 | |
| 22 | 000 244 067 0 | Tensioning pin | Iso87523 | 23,5x 30 | 2 | |
| 23 | 000 236 325 0 | Threaded pin | Iso4029 | m 8x10 | 4 | |
| 24 | 000 710 764 1 | Adjusting ring | | D30x12 | 4 | |
| 25 | 000 061 590 1 | Spring tines | | 30x3x655 | 6 | |
| 26 | 000 236 475 0 | Flat head bolt | Din603 | m 6x 16x10 | 12 | |
| 26 | 000 236 169 0 | Hexagonal nut | Iso4032 | M6 | 12 | |
| 26 | 000 239 386 0 | Contact washer | | A 6 | 12 | |
| 27 | 000 065 578 0 | Spreading plate l | | | 1 | |
| 27 | 000 061 444 4 | Spreading plate l | | 2,5x227x658 | 1 | for wide-spreading |
| 28 | 000 061 442 3 | Spreading plate l | | 2,5x227x504 | 1 | |
| 29 | 000 061 440 3 | Spreading plate l | | 2,5x227x460 | 1 | |
| 30 | 000 061 438 4 | Spreading plate l | | 2,5x227x416 | 1 | |
| 31 | 000 061 439 4 | Spreading plate r | | 2,5x227x416 | 1 | |
| 32 | 000 061 441 3 | Spreading plate r | | 2,5x227x460 | 1 | |
| 33 | 000 061 446 1 | Spreading plate r | | 2,5x227x504 | 1 | |
| 34 | 000 065 579 0 | Spreading plate r | | | 1 | |
| 35 | 000 215 298 0 | Ball knob | D319 | m 32x10 | 1 | |
| 36 | 000 065 327 1 | Guard rail | | | 1 | |
| 37 | 000 239 387 0 | Contact washer | | A 8 | 4 | |
| 38 | 000 233 390 0 | Hexagonal screw | Iso4017 | M08x16-Mkl | 4 | |
| - | 000 514 232 1 | Sticker | | Verteilerstell. | 1 | |



Characteristic: **DEFLECTOR ADJUSTMENT**Illustration: **125**

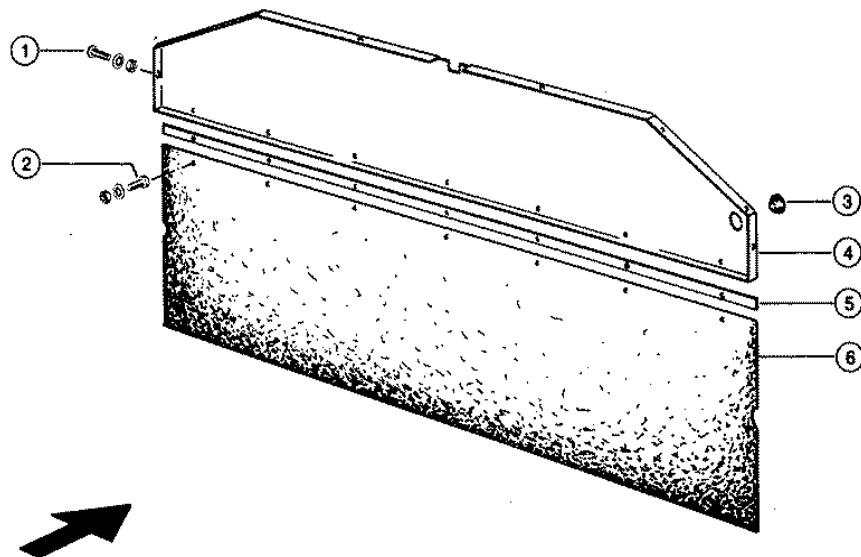
| Pos. | Part-No. | Description | DIN | Dimension | Qty. | Remark |
|------|---------------|-----------------|---------|---------------|------|--------|
| 1 | 000 064 904 0 | Spreader | | | 1 | |
| 2 | 000 065 699 0 | Washer | | 11 X 50 X3 | 8 | |
| 3 | 000 064 906 1 | Rail | | 2,5x60x435 | 2 | |
| 4 | 000 237 383 0 | Hexagonal screw | Iso4017 | M10x25 | 6 | |
| 4 | 000 237 947 0 | Securing nut | Iso7042 | M10 | 6 | |
| 4 | 000 236 913 2 | Washer | Din125 | 10,50 | 6 | |
| 5 | 000 064 878 0 | Link | | | 2 | |
| 6 | 000 064 881 0 | Cover plate | | 1,5x163,2x710 | 1 | |
| 7 | 000 064 871 0 | Lever | | | 1 | |
| 8 | 000 238 056 0 | Control knob | D6336 | K 63 M12 | 1 | |
| 9 | 000 239 395 1 | Contact washer | | B12 | 1 | |
| 10 | 000 237 947 0 | Securing nut | Iso7042 | M10 | 5 | |
| 11 | 000 236 913 2 | Washer | Din125 | 10,50 | 5 | |
| 12 | 000 064 893 0 | Strip | | | 1 | |
| 13 | 000 065 699 0 | Washer | | 11 X 50 X3 | 2 | |
| 14 | 000 237 947 0 | Securing nut | Iso7042 | M10 | 2 | |



Characteristic: **STRAW CHOPPER, EXTRA PARTS FOR MAIZE**

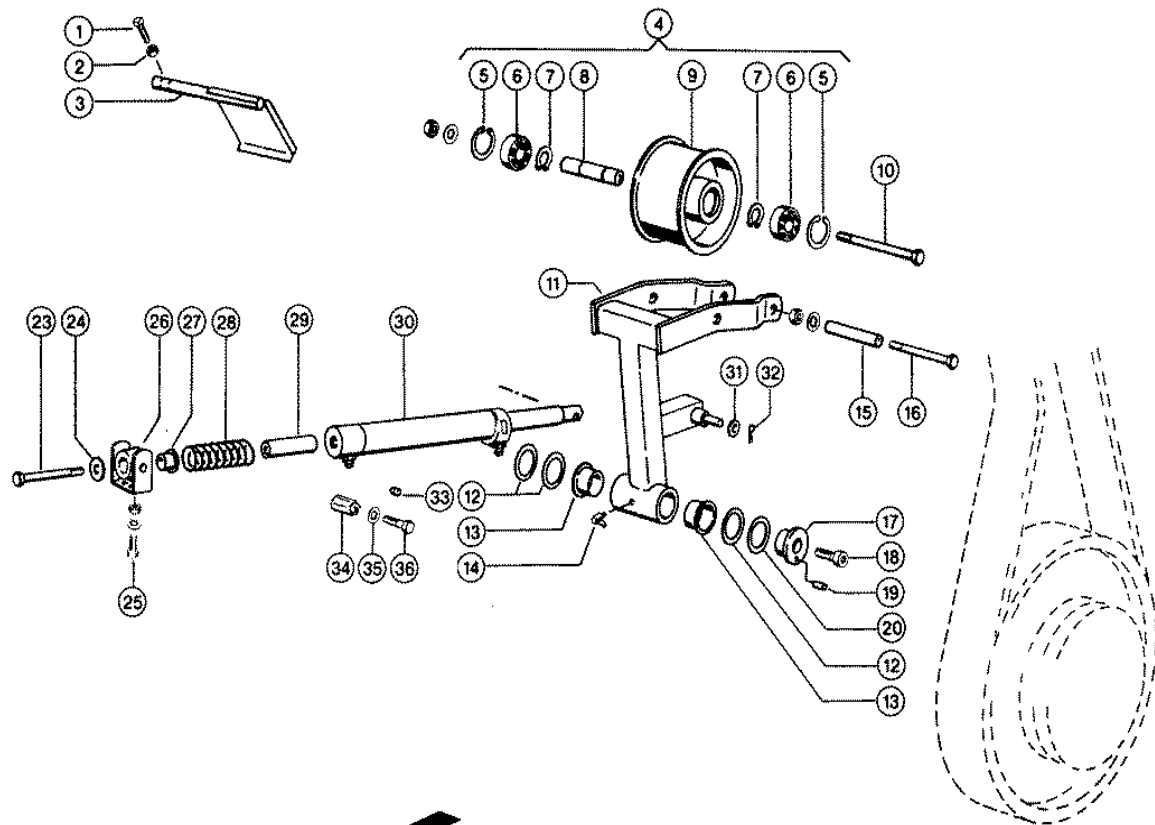
Illustration: **126**

| Pos. | Part-No. | Description | DIN | Dimension | Qty. | Remark |
|------|---------------|-----------------|---------|----------------|------|--------|
| 1 | 000 061 613 0 | Cover | | | 1 | |
| 2 | 000 061 617 0 | Support | | 4x105x120 | 2 | |
| 3 | 000 237 439 0 | Hexagonal screw | Iso4017 | M08x16 | 16 | |
| 3 | 000 236 170 0 | Hexagonal nut | Iso4032 | M8 | 16 | |
| 3 | 000 239 387 0 | Contact washer | | A 8 | 16 | |
| 4 | 000 237 874 0 | Hexagonal screw | Iso4017 | M10x35 | 2 | |
| 5 | 000 239 388 0 | Contact washer | | A10 | 2 | |
| 6 | 000 061 618 0 | Bushing | | D30,15x17 | 2 | |
| 7 | 000 061 619 0 | Lever | | | 2 | |
| 8 | 000 610 098 1 | Flat head bolt | | m 8x 20 | 8 | |
| 8 | 000 236 170 0 | Hexagonal nut | Iso4032 | M8 | 8 | |
| 8 | 000 239 387 0 | Contact washer | | A 8 | 8 | |
| 9 | 000 238 132 0 | Securing nut | Iso7042 | M08 | 2 | |
| 10 | 000 234 271 0 | Washer | | 8,4x 23 X2 | 4 | |
| 11 | 000 000 017 0 | Compress.spring | | 3,5 X 16,5x 30 | 2 | |
| 12 | 000 235 519 0 | Hexagonal screw | Iso4014 | M08x50 | 2 | |
| 13 | 000 605 207 0 | Lock | | 20x5x180 | 2 | |
| 14 | 000 061 608 2 | Guide plate | | 3x977x1318 | 1 | |

Mais

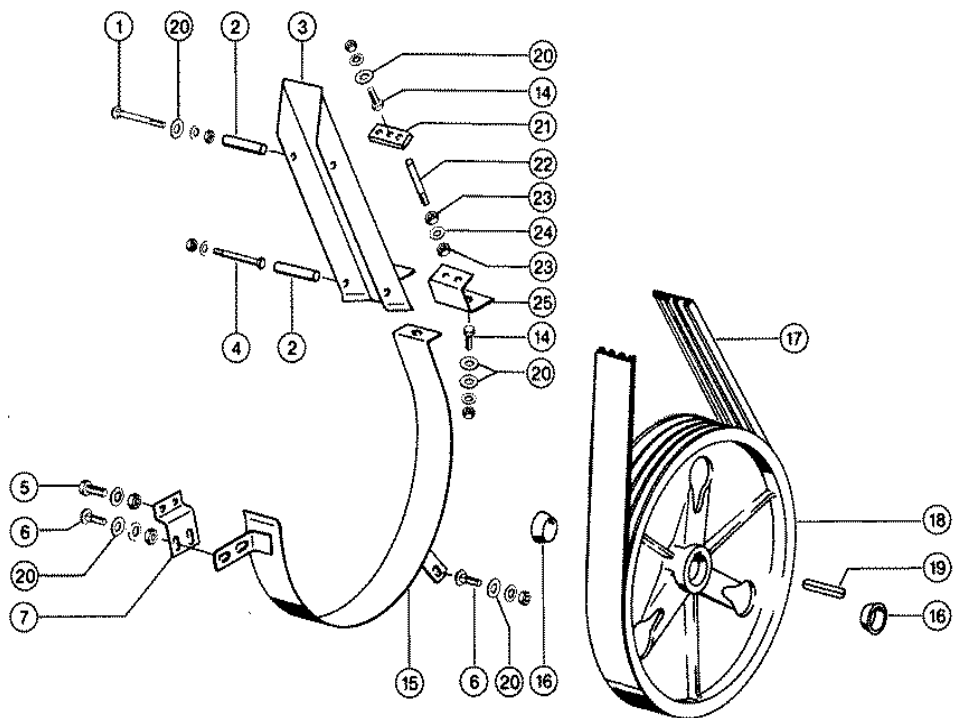
Characteristic: **STRAW CHOPPER, EXTRA PARTS FOR MAIZE**Illustration: **127**

| Pos. | Part-No. | Description | DIN | Dimension | Qty. | Remark |
|------|---------------|------------------|---------|---------------|------|--------|
| 1 | 000 665 564 1 | Flat head bolt | | m 6x 12 | 10 | |
| 1 | 000 236 169 0 | Hexagonal nut | Iso4032 | M6 | 10 | |
| 1 | 000 239 386 0 | Contact washer | | A 6 | 10 | |
| 2 | 000 237 465 0 | Hexagonal screw | Iso4017 | M06x16 | 7 | |
| 2 | 000 236 169 0 | Hexagonal nut | Iso4032 | M6 | 7 | |
| 2 | 000 239 386 0 | Contact washer | | A 6 | 7 | |
| 3 | 000 215 409 0 | Cable ring | | C10-18x30x1,5 | 1 | |
| 4 | 000 064 926 0 | Cross plate | | 1,5x309x1372 | 1 | |
| 5 | 000 604 964 1 | Clamp strip | | 2x20x1306 | 1 | |
| 6 | 000 061 993 0 | Deflector canvas | | 433x1320 | 1 | |



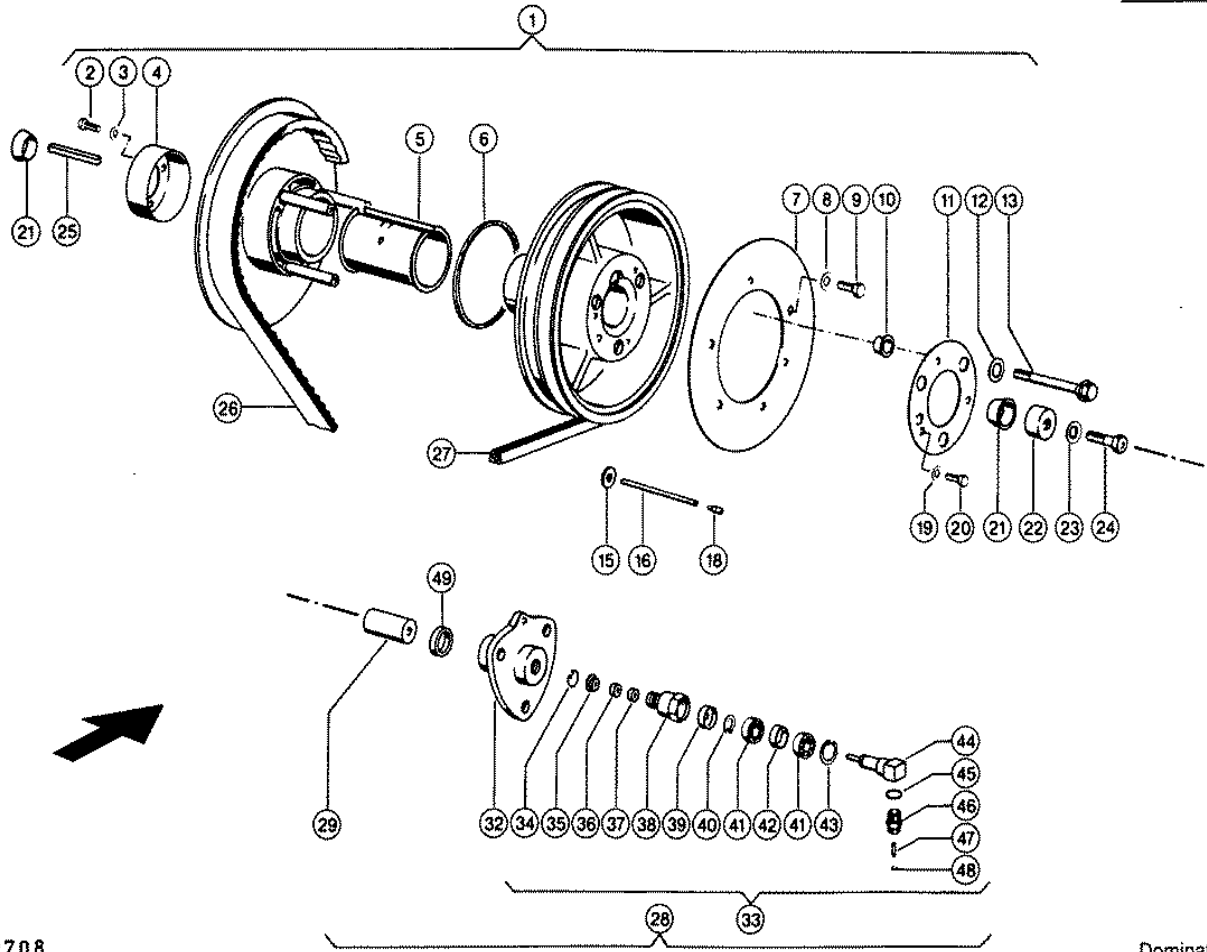
Characteristic: **TENSIONER FOR THRESHER DRIVE BELT**Illustration: **128**

| Pos. | Part-No. | Description | DIN | Dimension | Qty. | Remark |
|------|---------------|-------------------|---------|---------------|------|----------------------------|
| 1 | 000 237 759 1 | Hexagonal screw | Iso4017 | m 8x25-Cp | 2 | |
| 2 | 000 236 170 0 | Hexagonal nut | Iso4032 | M8 | 2 | |
| 3 | 000 609 835 0 | Support plate | | | 1 | |
| 4 | 000 642 266 1 | Tension roll | | D 178 mm | 1 | |
| 5 | 000 235 182 0 | Circlip | D472 | 52x2 | 2 | |
| 6 | 000 235 870 0 | Grvd.ball bearing | | 6205-2rs* | 2 | |
| 7 | 000 235 160 0 | Circlip | Din471 | 25x1,2 | 2 | |
| 8 | 000 642 265 0 | Pin | | D25x125 | 1 | |
| 9 | 000 642 264 3 | Tension roll | | 52x178 | 1 | |
| 10 | 000 239 145 0 | Hexagonal screw | Iso4014 | M12x160 | 1 | |
| 10 | 000 236 172 0 | Hexagonal nut | Iso4032 | M12 | 1 | |
| 10 | 000 239 389 0 | Contact washer | | A12 | 1 | |
| 11 | 000 544 072 0 | Coupling lever | | | 1 | |
| 12 | 000 238 948 0 | Washer | | 43 X 58 X3 | 3 | |
| 13 | 000 008 575 0 | Bushing | | 42 X 46 X22 | 2 | |
| 14 | 000 236 944 0 | Grease nipple | Din714 | 1/2 S 6x1 | 1 | |
| 15 | 000 644 049 0 | Spacer tube long | | D17,2x109 | 1 | |
| 16 | 000 237 426 0 | Hexagonal screw | Iso4014 | M10x140 | 1 | |
| 16 | 000 236 171 0 | Hexagonal nut | Iso4032 | M10 | 1 | |
| 16 | 000 239 388 0 | Contact washer | | A10 | 1 | |
| 17 | 000 629 082 0 | Washer | | 60x5 | 1 | |
| 18 | 000 237 828 0 | Countersunk bolt | Iso1064 | M10x 30 | 1 | |
| 19 | 000 237 793 0 | Tensioning pin | Iso8752 | 24x14 | 1 | |
| 20 | 000 238 947 0 | Washer | | 43 X 58 X1 | 1 | |
| 23 | 000 242 380 0 | Hexagonal screw | Iso4014 | M12x120 | 1 | |
| 24 | 000 234 330 0 | Washer | | 13 X 37 X3 | 1 | |
| 25 | 000 237 441 0 | Hexagonal screw | Iso4017 | m 8x20 | 2 | |
| 25 | 000 236 170 0 | Hexagonal nut | Iso4032 | M8 | 2 | |
| 25 | 000 239 387 0 | Contact washer | | A 8 | 2 | |
| 26 | 000 629 475 0 | Bearing eye | | | 1 | |
| 27 | 000 632 171 0 | Bushing | | 26 X 30x16,5 | 1 | |
| 28 | 000 661 094 0 | Compress.spring | | 5,6 X 36 X101 | 1 | |
| 29 | 000 629 477 0 | Guide tube | | D 25,15x95 | 1 | |
| 30 | 000 089 051 0 | Hydr. cylinder | | | 1 | see illustration plate 228 |
| 31 | 000 236 948 0 | Washer | | 16,5x 28 X1,5 | 1 | |
| 32 | 000 237 026 0 | Split pin | I1234 | 5 X 32 | 1 | |
| 33 | 000 236 552 0 | Threaded pin | Iso4029 | M10x 8 | 2 | |
| 34 | 000 544 073 0 | Stop | | | 1 | |
| 35 | 000 235 133 1 | Spring washer | | 10 | 1 | |
| 36 | 000 235 535 0 | Hexagonal screw | Iso4014 | M10x55 | 1 | |



Characteristic: **THRESHING MECHANISM DRIVE**Illustration: **129**

| Pos. | Part-No. | Description | DIN | Dimension | Qty. | Remark |
|------|---------------|-----------------|---------|-----------------|------|----------------------|
| 1 | 000 236 451 0 | Flat head bolt | Din603 | m 8x110 | 1 | |
| 1 | 000 236 170 0 | Hexagonal nut | Iso4032 | M8 | 1 | |
| 1 | 000 239 387 0 | Contact washer | | A 8 | 1 | |
| 2 | 000 629 018 0 | Spacer tube | | D12x84 | 2 | |
| 3 | 000 629 870 0 | Belt guide | | S | 1 | |
| 4 | 000 235 526 0 | Hexagonal screw | Iso4014 | m 8x100 | 1 | |
| 4 | 000 236 170 0 | Hexagonal nut | Iso4032 | M8 | 1 | |
| 4 | 000 239 387 0 | Contact washer | | A 8 | 1 | |
| 5 | 000 237 382 0 | Hexagonal screw | Iso4017 | M10x20 | 2 | |
| 5 | 000 236 171 0 | Hexagonal nut | Iso4032 | M10 | 2 | |
| 5 | 000 239 388 0 | Contact washer | | A10 | 2 | |
| 6 | 000 233 503 0 | Flat head bolt | Din603 | m 8x 25 | 4 | |
| 6 | 000 236 170 0 | Hexagonal nut | Iso4032 | M8 | 4 | |
| 6 | 000 239 393 1 | Contact washer | | B 8 | 4 | |
| 7 | 000 600 153 1 | Angle | | 5x50x105 | 1 | |
| 14 | 000 237 442 0 | Hexagonal screw | Iso4017 | M08x25 | 2 | |
| 14 | 000 236 170 0 | Hexagonal nut | Iso4032 | M8 | 2 | |
| 14 | 000 239 387 0 | Contact washer | | A 8 | 2 | |
| 15 | 000 661 171 0 | Bandage | | | 1 | |
| 16 | 000 629 047 2 | Tapered ring | | D 45 X13 | 2 | |
| 17 | 000 661 458 0 | Power band belt | | | 1 | |
| 18 | 000 629 053 4 | V-belt pulley | | D 500 mm | 1 | |
| 19 | 000 671 007 0 | Parallel key | D6885 | A 14x 9x 80 | 1 | |
| 20 | 000 237 816 0 | Washer | D9021 | 8,4 | 7 | |
| 21 | 000 653 528 0 | Guide plate | | | 1 | |
| 22 | 000 653 530 0 | Pin | | D 10x 80mm | 2 | |
| 23 | 000 236 171 0 | Hexagonal nut | Iso4032 | M10 | 4 | |
| 24 | 000 235 133 1 | Spring washer | | 10 | 2 | |
| 25 | 000 644 104 0 | Support assy. | | | 1 | |
| - | 000 205 097 0 | Spray can | | W.Ers.D.2050971 | N.B | for belt pred ection |

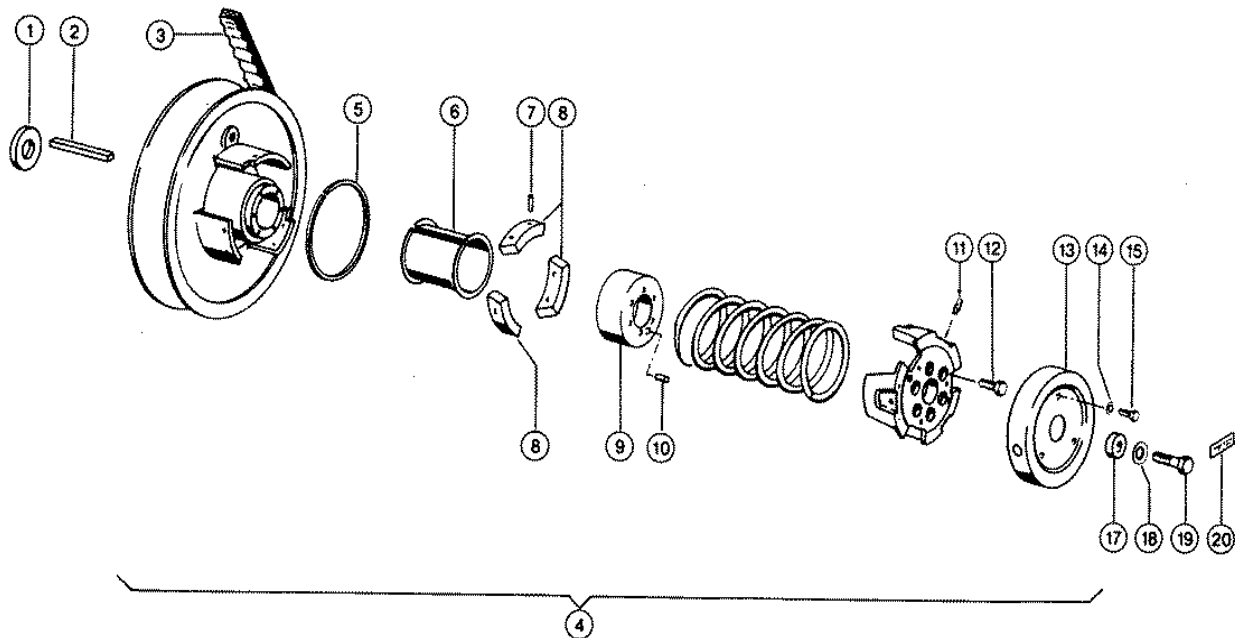


119708

Dominator 98 VX

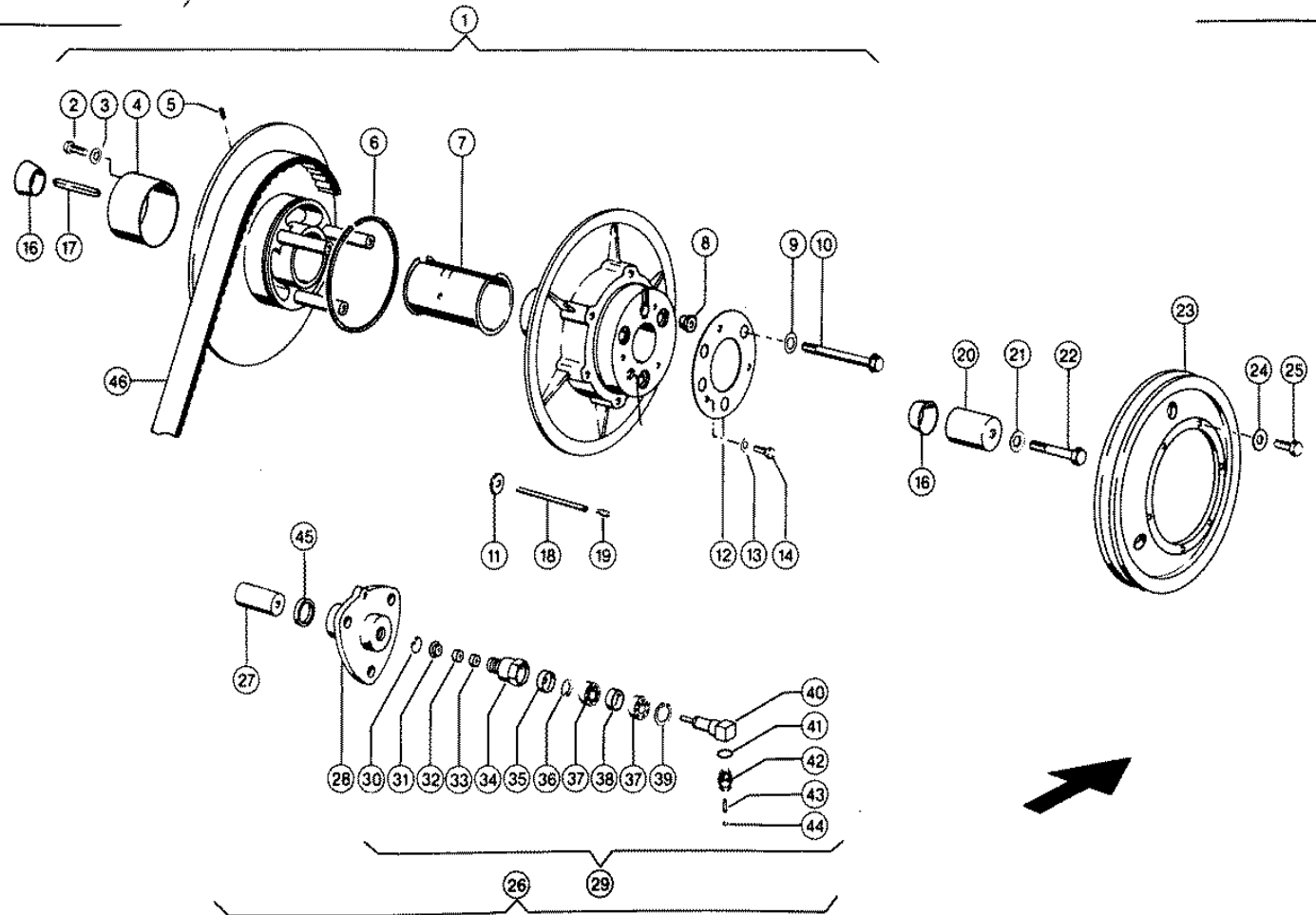
Characteristic: **DRUM VAR.SPEED DRIVE**Illustration: **130**

| Pos. | Part-No. | Description | DIN | Dimension | Qty. | Remark |
|------|---------------|-------------------|---------|---------------|------|-------------------|
| 1 | 000 628 609 1 | Drive assembly | | S | 1 | |
| 2 | 000 237 464 0 | Hexagonal screw | Iso4017 | M06x12 | 3 | |
| 3 | 000 235 131 1 | Spring washer | | 6 | 3 | |
| 4 | 000 603 397 1 | Cover | | D120x46,5 | 1 | |
| 5 | 000 628 601 0 | Sliding bushing | | 151 lang | 1 | |
| 6 | 000 177 309 0 | Felt strip | Din6120 | 6x 7x1400 | 1 | 578 long |
| 7 | 000 629 891 0 | Cover disc | | 1,5xd 366 | 1 | |
| 8 | 000 235 133 1 | Spring washer | | 10 | 3 | |
| 9 | 000 237 453 0 | Hexagonal screw | Iso4017 | M10x30 | 3 | |
| 10 | 000 008 543 0 | Bushing | | 25,1x 30 X15 | 3 | |
| 11 | 000 628 604 1 | Cover | | D 190x3 | 1 | |
| 12 | 000 233 515 0 | Shims | | 26 X 42 X3 | N.B | for slippage stop |
| 13 | 000 655 407 2 | Countersunk bolt | | M12x165 | 3 | |
| 15 | 000 629 847 0 | Sealing washer | | 6 X 25 X3 | 1 | |
| 16 | 000 603 289 0 | Grease pipe | | D 6x1x144 | 1 | |
| 18 | 000 236 942 0 | Grease nipple | D71412 | As 6x1 | 1 | |
| 19 | 000 239 387 0 | Contact washer | | A 8 | 3 | |
| 20 | 000 237 439 0 | Hexagonal screw | Iso4017 | M08x16 | 3 | |
| 21 | 000 629 047 2 | Tapered ring | | D 45 X13 | 2 | |
| 22 | 000 629 077 0 | Attachment pot | | D 55x24 | 1 | |
| 23 | 000 239 391 0 | Contact washer | | A16 | 1 | |
| 24 | 000 603 038 0 | Head Center.Screw | | M16x60 | 1 | |
| 25 | 000 239 338 0 | Parallel key | D6885 | A 14x 9x 90 | 1 | |
| 26 | 000 628 630 0 | V-belt, broad | | 50x22x 1905la | 1 | |
| 27 | 000 060 306 3 | V-belt | | | 1 | for straw chopper |
| 28 | 000 602 560 2 | Control cylin.cpl | | S | 1 | |
| 29 | 000 655 417 0 | Hydr.piston | | D 35x 79 | 1 | |
| 32 | 000 649 666 0 | Pressure flange | | | 1 | |
| 33 | 000 602 561 2 | Oil intake cpl | | | 1 | |
| 34 | 000 244 202 0 | Circlip | D472 | 12x1 | 1 | |
| 35 | 000 629 413 1 | Step drive pulley | | D11,9x8,5 | 1 | |
| 36 | 000 213 060 0 | Lip seal | | 4x10x 4,5 | 1 | |
| 37 | 000 712 361 2 | Back-up ring | | D10x6 | 1 | |
| 38 | 000 629 687 1 | Screw-in piece | | 6kt 32x 55 | 1 | |
| 39 | 000 630 207 0 | Thrust washer | | D25,9x6 | 1 | |
| 40 | 000 235 150 0 | Circlip | D471 | 10x1 | 1 | |
| 41 | 000 235 895 0 | Grvd.ball bearing | D625 | 6000 Z | 2 | |
| 42 | 000 630 206 0 | Spacer ring | | | 1 | |
| 43 | 000 235 843 0 | Circlip | D472 | 26x1,2 | 1 | |
| 44 | 000 630 203 0 | Trunnion | | | 1 | |
| 45 | 000 683 994 0 | Sealing ring | | 14 X 19 X4,5 | 1 | |
| 46 | 000 683 587 0 | Throttle ass. | | M14x1,5-L8 | 1 | |
| 47 | 000 683 942 1 | Panel | | | 1 | |
| 48 | 000 239 042 0 | Snap ring | D7993 | B 7 | 1 | |
| 49 | 000 239 404 0 | Lip seal | | 35x43x6 | 1 | |



Characteristic: **DRUM VAR.SPEED DRIVE**Illustration: **131**

| Pos. | Part-No. | Description | DIN | Dimension | Qty. | Remark |
|------|---------------|-----------------|---------|---------------|------|----------|
| 1 | 000 603 061 0 | Pressure ring | | D73x7 | 1 | |
| 2 | 000 239 337 0 | Parallel key | D6885 | A 12x 8x110 | 1 | |
| 3 | 000 628 630 0 | V-belt, broad | | 50x22x 1905la | 1 | |
| 4 | 000 628 617 2 | Driven pulley | | | 1 | |
| 5 | 000 177 309 0 | Felt strip | Din6120 | 65 x 7x1400 | 1 | 544 long |
| 6 | 000 628 602 0 | Sliding bushing | | | 1 | |
| 7 | 000 235 658 0 | Tensioning pin | Iso8752 | 26 X 16 | 6 | |
| 8 | 000 628 676 0 | Gliding shoe | | | 3 | |
| 9 | 000 628 616 0 | Cover | | D122,5x51x1,5 | 1 | |
| 10 | 000 237 879 0 | Tensioning pin | Iso8752 | 10 X 14 | 1 | |
| 11 | 000 236 942 0 | Grease nipple | D71412 | As 6x1 | 3 | |
| 12 | 000 215 473 0 | Hexagonal screw | Iso4017 | M10x30-Mkl | 6 | |
| 13 | 000 628 605 0 | Guard cap | | D202x40x2 | 1 | |
| 14 | 000 239 386 0 | Contact washer | | A 6 | 3 | |
| 15 | 000 237 464 0 | Hexagonal screw | Iso4017 | M06x12 | 3 | |
| 17 | 000 673 046 0 | Thrust washer | | D45x 15 | 1 | |
| 18 | 000 239 391 0 | Contact washer | | A16 | 1 | |
| 19 | 000 235 588 0 | Hexagonal screw | Iso4014 | M16x60 | 1 | |
| 20 | 000 514 064 0 | Sticker | | | 1 | |

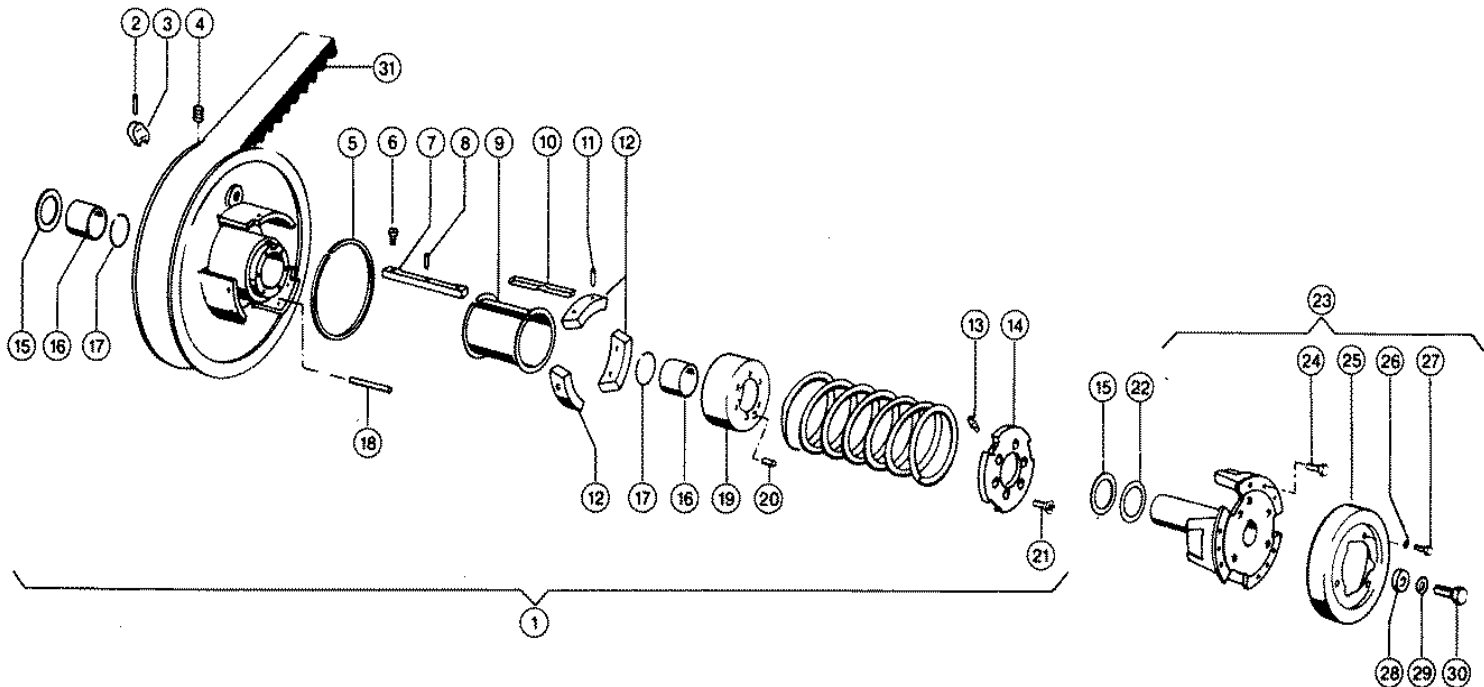


CLAAS SPARE PARTS LIST

Characteristic: **DRUM VAR.SPEED DRIVE**

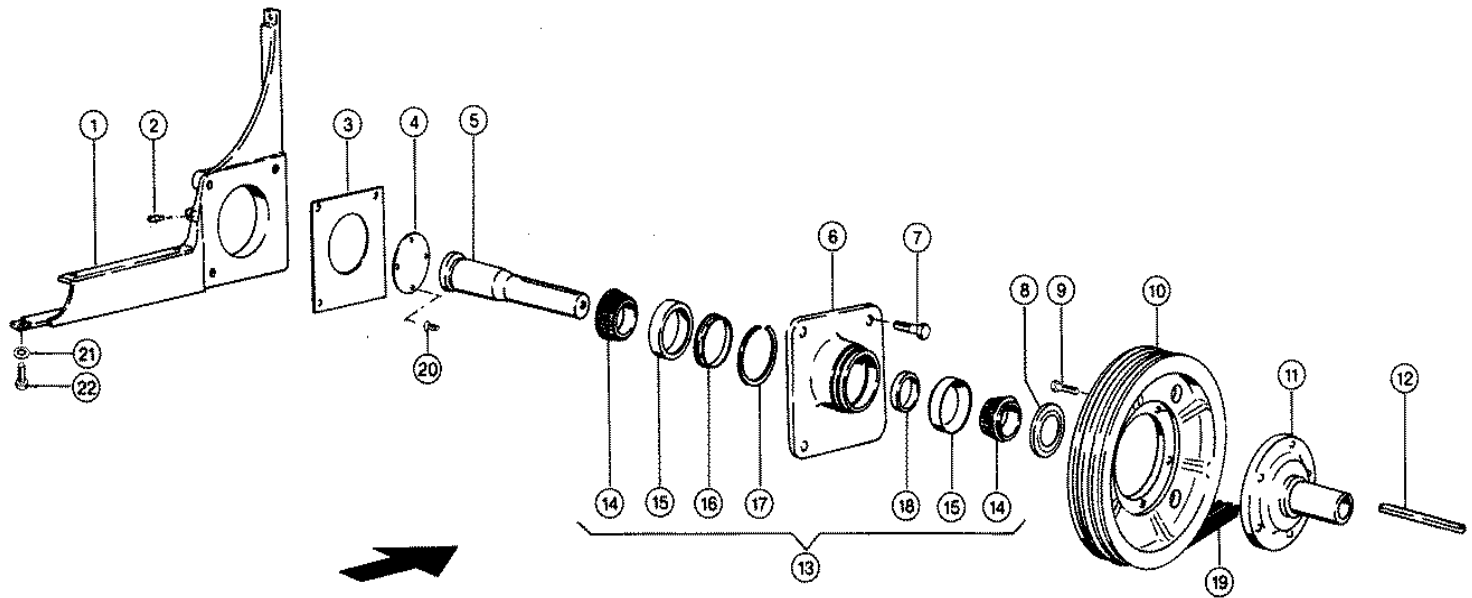
Illustration: **132**

| Pos. | Part-No. | Description | DIN | Dimension | Qty. | Remark |
|------|---------------|-------------------|---------|----------------|------|-------------------|
| 1 | 000 661 234 0 | Drive assembly | | | 1 | |
| 2 | 000 237 464 0 | Hexagonal screw | Iso4017 | M06x12 | 3 | |
| 3 | 000 239 386 0 | Contact washer | | A 6 | 3 | |
| 4 | 000 661 226 0 | Cover | | 1,5 X D 120 | 1 | |
| 5 | 000 237 848 0 | Threaded pin | Iso4026 | m 8x12 | 1 | |
| 6 | 000 177 309 0 | Felt strip | Din6120 | 6x 7x1400 | 1 | 620 long |
| 7 | 000 628 601 0 | Sliding bushing | | 151 lang | 1 | |
| 8 | 000 008 543 0 | Bushing | | 25,1x 30 X15 | 3 | |
| 9 | 000 233 515 0 | Shims | | 26 X 42 X3 | N.B | for slippage stop |
| 10 | 000 655 407 2 | Countersunk bolt | | M12x165 | 3 | |
| 11 | 000 629 847 0 | Sealing washer | | 6 X 25 X3 | 1 | |
| 12 | 000 661 227 0 | Cover | | 5xd190 | 1 | |
| 13 | 000 239 387 0 | Contact washer | | A 8 | 3 | |
| 14 | 000 236 200 0 | Hexagonal screw | Iso4017 | M08x20 | 3 | |
| 16 | 000 661 266 0 | Tapered ring | | D45xd56x18 | 2 | |
| 17 | 000 239 338 0 | Parallel key | D6885 | A 14x 9x 90 | 1 | |
| 18 | 000 629 846 0 | Grease pipe | | R6x160 | 1 | |
| 19 | 000 236 942 0 | Grease nipple | D71412 | As 6x1 | 1 | |
| 20 | 000 661 229 0 | Intermed.piece | | D16,5xd60h9x83 | 1 | |
| 21 | 000 239 391 0 | Contact washer | | A16 | 1 | |
| 22 | 000 661 230 0 | Hexagonal screw | Iso4014 | M16x120 | 1 | |
| 23 | 000 657 790 0 | V-belt pulley | | | 1 | |
| 24 | 000 235 134 1 | Spring washer | | 12 | 6 | |
| 25 | 000 237 572 0 | Hexagonal screw | Iso4017 | M12x35 | 6 | |
| 26 | 000 602 560 2 | Control cylin.cpl | | S | 1 | |
| 27 | 000 655 417 0 | Hydr.piston | | D 35x 79 | 1 | |
| 28 | 000 649 666 0 | Pressure flange | | | 1 | |
| 29 | 000 602 561 2 | Oil intake cpl | | | 1 | |
| 30 | 000 244 202 0 | Circlip | D472 | 12x1 | 1 | |
| 31 | 000 629 413 1 | Step drive pulley | | D11,9x8,5 | 1 | |
| 32 | 000 213 060 0 | Lip seal | | 4x10x 4,5 | 1 | |
| 33 | 000 712 361 2 | Back-up ring | | D10x6 | 1 | |
| 34 | 000 629 687 1 | Screw-in piece | | 6kt 32x 55 | 1 | |
| 35 | 000 630 207 0 | Thrust washer | | D25,9x6 | 1 | |
| 36 | 000 235 150 0 | Circlip | D471 | 10x1 | 1 | |
| 37 | 000 235 895 0 | Grvd.ball bearing | D625 | 6000 Z | 2 | |
| 38 | 000 630 206 0 | Spacer ring | | | 1 | |
| 39 | 000 235 843 0 | Circlip | D472 | 26x1,2 | 1 | |
| 40 | 000 630 203 0 | Trunnion | | | 1 | |
| 41 | 000 683 994 0 | Sealing ring | | 14 X 19 X4,5 | 1 | |
| 42 | 000 683 587 0 | Throttle ass. | | M14x1,5-L8 | 1 | |
| 43 | 000 683 942 1 | Panel | | | 1 | |
| 44 | 000 239 042 0 | Snap ring | D7993 | B 7 | 1 | |
| 45 | 000 239 404 0 | Lip seal | | 35x43x6 | 1 | |
| 46 | 000 609 823 0 | V-belt, broad | | | 1 | |



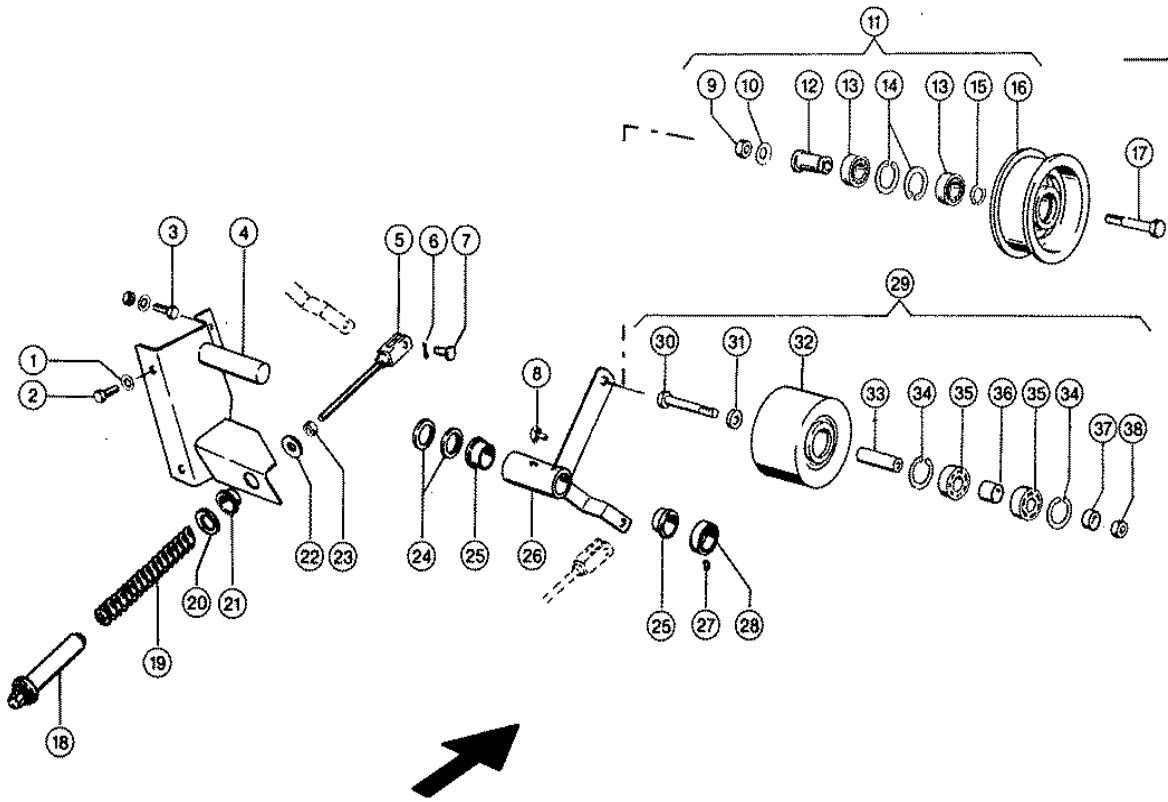
Characteristic: **DRUM VAR.SPEED DRIVE**Illustration: **133**

| Pos. | Part-No. | Description | DIN | Dimension | Qty. | Remark |
|------|---------------|-------------------|---------|-----------------|------|----------------|
| 1 | 000 644 171 0 | Driven pulley | | S | 1 | |
| 2 | 000 237 606 2 | Tensioning pin | Iso8752 | 25 X 30-N | 1 | |
| 3 | 000 603 379 0 | Locking window | | | 1 | |
| 4 | 000 237 047 0 | Screw plug | D906 | M12x1,5 | 1 | |
| 5 | 000 177 309 0 | Felt strip | Din6120 | 6x 7x1400 | 1 | 544 long |
| 6 | 000 603 825 1 | Socket head screw | Iso4762 | 2m 6x 13,8-Dk=9 | 2 | |
| 7 | 000 629 863 0 | Parallel key | | 12x14x160 | 1 | |
| 8 | 000 244 532 0 | Notched dowel | I8745 | 6x 20 | 1 | |
| 9 | 000 629 865 0 | Sliding bushing | | 96x110x113x106 | 1 | |
| 10 | 000 629 860 0 | Glide rail | | 1,8 mm | 1 | repair stage 1 |
| 10 | 000 629 861 0 | Glide rail | | 2,3 | 1 | repair stage 2 |
| 10 | 000 629 862 0 | Glide rail | | 2,8 | 1 | repair stage 3 |
| 11 | 000 235 658 0 | Tensioning pin | Iso8752 | 26 X 16 | 6 | |
| 12 | 000 603 016 0 | Gliding shoe | | | 3 | |
| 13 | 000 236 942 0 | Grease nipple | D71412 | As 6x1 | 6 | |
| 14 | 000 629 828 0 | Mounting flange | | D150x16 | 1 | |
| 15 | 000 603 270 0 | Thrust washer | | 56,5x74x2 | 2 | |
| 16 | 000 603 271 0 | Bearing bush | | | 2 | |
| 17 | 000 239 339 0 | Snap ring | | Sb 63 | 2 | |
| 18 | 000 215 213 0 | Tensioning pin | Iso1333 | 36x 80 | 3 | |
| 19 | 000 603 059 1 | Cover | | | 1 | |
| 20 | 000 237 879 0 | Tensioning pin | Iso8752 | 210 X 14 | 1 | |
| 21 | 000 237 828 0 | Countersunk bolt | Iso1064 | M110x 30 | 6 | |
| 22 | 000 234 414 0 | Shims | Din988 | 56x72x0,3 | N.B | |
| 22 | 000 234 425 0 | Shims | Din988 | 56x72x0,5 | N.B | |
| 23 | 000 661 210 0 | Thrust plate | | | 1 | |
| 24 | 000 233 259 0 | Hexagonal screw | Iso4017 | M08x20-Mkl | 9 | |
| 25 | 000 629 845 0 | Guard cap | | | 1 | |
| 26 | 000 239 386 0 | Contact washer | | A 6 | 3 | |
| 27 | 000 237 464 0 | Hexagonal screw | Iso4017 | M06x12 | 3 | |
| 28 | 000 603 129 0 | Washer | | D43x15 | 1 | |
| 29 | 000 239 391 0 | Contact washer | | A16 | 1 | |
| 30 | 000 235 587 0 | Hexagonal screw | Iso4014 | M16x55 | 1 | |
| 31 | 000 609 823 0 | V-belt, broad | | | 1 | |
| - | 000 514 064 0 | Sticker | | | 2 | |
| - | 000 178 965 0 | Adhesive | | Delo-MI 5328 | N.B | |



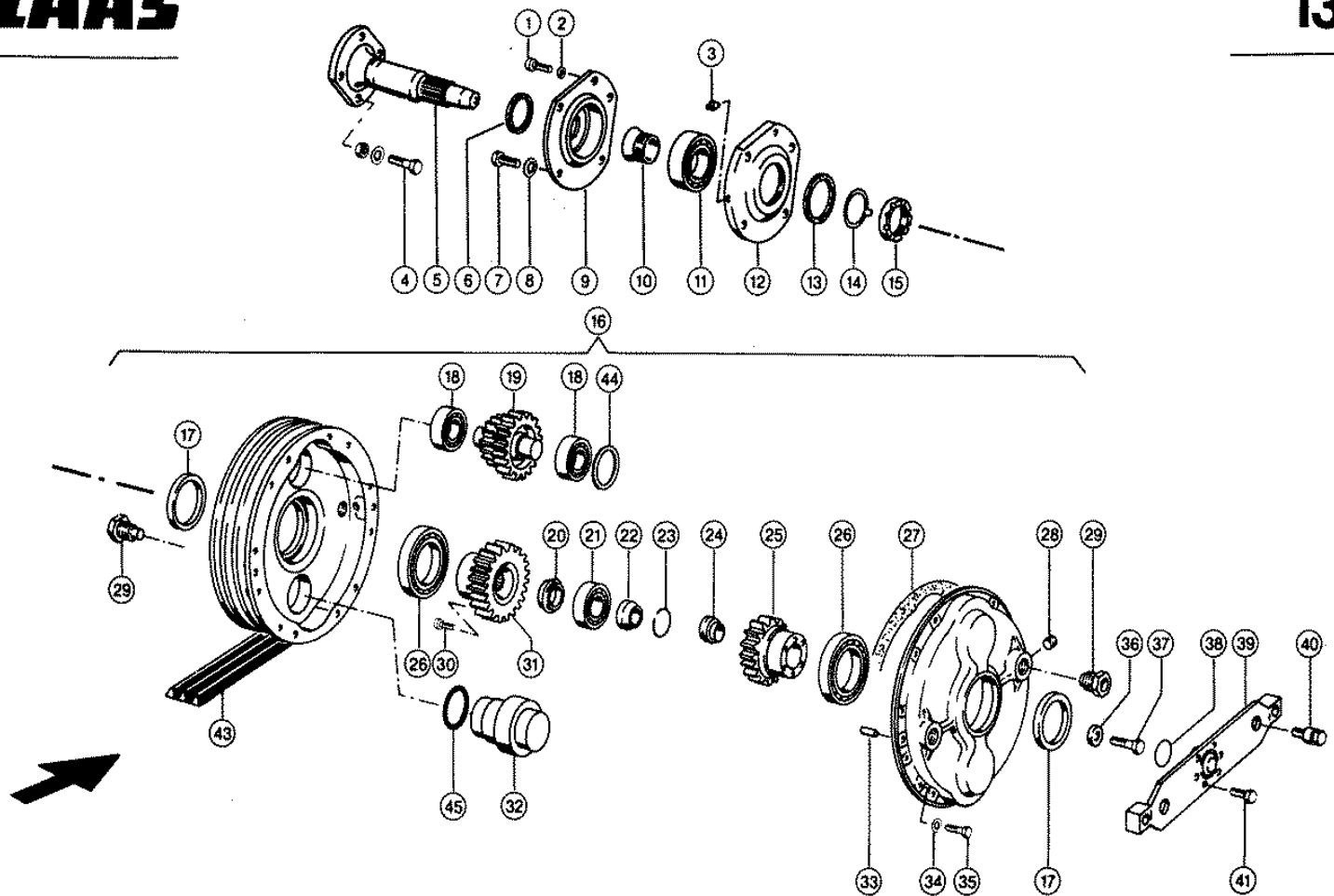
Characteristic: **DRUM VAR.SPEED DRIVE**Illustration: **134**

| Pos. | Part-No. | Description | DIN | Dimension | Qty. | Remark |
|------|---------------|-------------------|---------|-----------------|------|------------|
| 1 | 000 661 238 0 | Support | | | 1 | |
| 2 | 000 179 838 0 | Grease nipple | Din714 | 1/2 m 8x1 | 1 | |
| 3 | 000 661 303 0 | Distance plate | | 2,0x0190x0220 | 1 | |
| 4 | 000 661 304 1 | Washer | | 2xd124 | 1 | |
| 5 | 000 661 198 0 | Shaft | | D 65x257 | 1 | |
| 6 | 000 661 193 2 | Housing | | | 1 | |
| 7 | 000 233 583 0 | Hexagonal screw | Iso4017 | M16x35-Mkl | 3 | |
| 8 | 000 661 236 0 | Bearing seal ring | | Jm207049/010 Av | 1 | |
| 9 | 000 233 000 0 | Hexagonal screw | Iso4017 | M10x25-Mkl | 6 | |
| 10 | 000 661 194 0 | V-belt pulley | | D 352 mm | 1 | |
| 11 | 000 661 197 0 | Hub | | D 190x114 | 1 | |
| 12 | 000 661 213 0 | Parallel key | D6885 | A 12x 8x150 | 1 | |
| 13 | 000 661 237 0 | Bearing unit | | 55x95x64 | 1 | |
| 14 | 000 215 571 0 | Bear.inner ring | | Jm207049 | 2 | |
| 15 | 000 215 572 0 | Bear.outer ring | | Jm207010 | 2 | |
| 16 | 000 215 574 0 | Outer Spacering | | M207010es | 1 | |
| 17 | 000 215 575 0 | Snap ring | | D 95 (32012x) | 1 | |
| 18 | 000 215 573 0 | Spacing Ring Int. | | M207049xs | 1 | |
| 19 | 000 661 220 1 | Power band belt | | | 1 | 3 - groove |
| 20 | 000 211 075 0 | Countersunk bolt | D963 | m 6x12 | 4 | |
| 21 | 000 239 389 0 | Contact washer | | A12 | 5 | |
| 22 | 000 233 574 0 | Hexagonal screw | Iso4017 | M12x25-Mkl | 5 | |



Characteristic: **DRUM VAR.SPEED DRIVE**Illustration: **135**

| Pos. | Part-No. | Description | DIN | Dimension | Qty. | Remark |
|------|---------------|-------------------|---------|-----------------|------|-------------------|
| 1 | 000 239 388 0 | Contact washer | | A10 | 2 | |
| 2 | 000 237 382 0 | Hexagonal screw | Iso4017 | M10x20 | 2 | |
| 3 | 000 237 382 0 | Hexagonal screw | Iso4017 | M10x20 | 2 | |
| 3 | 000 236 171 0 | Hexagonal nut | Iso4032 | M10 | 2 | |
| 3 | 000 239 388 0 | Contact washer | | A10 | 2 | |
| 4 | 000 661 201 0 | Tension.trestle | | | 1 | |
| 5 | 000 629 571 0 | Threaded fork | | | 1 | |
| 6 | 000 235 089 0 | Split pin | I1234 | 4 X 22 | 1 | |
| 7 | 000 632 133 0 | Pin | | B10a12x 28 | 1 | |
| 8 | 000 236 944 0 | Grease nipple | Din7141 | 1/2S 6x1 | 1 | |
| 9 | 000 236 173 0 | Hexagonal nut | Iso4032 | M16 | 1 | to No. 09308610 |
| 10 | 000 239 391 0 | Contact washer | | A16 | 1 | to No. 09308610 |
| 11 | 000 603 446 3 | Tension roll | | D 175 mm | 1 | to No. 09308610 |
| 12 | 000 644 099 0 | Hollow bolt | | D35x56 | 1 | to No. 09308610 |
| 13 | 000 215 525 0 | Grvd.ball bearing | | 6006-2rs*/C3 | 2 | to No. 09308610 |
| 14 | 000 237 835 0 | Circlip | D472 | 55x2 | 2 | to No. 09308610 |
| 15 | 000 235 163 0 | Circlip | D471 | 30x1,5 | 1 | to No. 09308610 |
| 16 | 000 644 166 1 | Tension roll | | D 175 mm | 1 | to No. 09308610 |
| 17 | 000 235 593 0 | Hexagonal screw | Iso4014 | M16x90 | 1 | to No. 09308610 |
| 18 | 000 724 103 1 | Spring guide | | | 1 | |
| 19 | 000 629 579 0 | Compress.spring | | 5,6 X 36 X272 | 1 | |
| 20 | 000 661 302 1 | Pressure ring | | D50 X12,5 | 1 | |
| 21 | 000 673 665 0 | Bushing | | 30 X 34 X 6 | 1 | |
| 22 | 000 234 377 0 | Washer | | 13 X 40 X6 | 1 | |
| 23 | 000 236 172 0 | Hexagonal nut | Iso4032 | M12 | 1 | |
| 24 | 000 234 306 0 | Washer | | 30,5x 42 X2 | 2 | |
| 25 | 000 008 551 0 | Bushing | | 30 X 34 X30 | 2 | |
| 26 | 000 661 205 0 | Tens.roll holder | | | 1 | |
| 27 | 000 236 552 0 | Threaded pin | Iso4029 | M10x 8 | 1 | |
| 28 | 000 500 309 2 | Adjusting ring | | A30e8x45x15/M10 | 1 | |
| 29 | 000 749 816 0 | Tension roll ass | | | 1 | from no. 09308611 |
| 30 | 000 238 642 0 | Hexagonal screw | Iso4014 | M16x110 | 1 | from no. 09308611 |
| 31 | 000 629 026 1 | Spacer window | | 16,5x32,15x6 | 1 | from no. 09308611 |
| 32 | 000 629 022 2 | Tension roll | | D 163 mm | 1 | from no. 09308611 |
| 33 | 000 629 023 0 | Hollow bolt | | | 1 | from no. 09308611 |
| 34 | 000 235 182 0 | Circlip | D472 | 52x2 | 2 | from no. 09308611 |
| 35 | 000 215 517 0 | Grvd.ball bearing | | 6205-2rs*-C3 | 2 | from no. 09308611 |
| 36 | 000 629 024 2 | Spacer tube | | D33,7x25,2x25 | 1 | from no. 09308611 |
| 37 | 000 629 025 2 | Spacer ring | | 33,7x25,2x14 | 1 | from no. 09308611 |
| 38 | 000 238 047 0 | Securing nut | Iso7042 | M16 | 1 | from no. 09308611 |

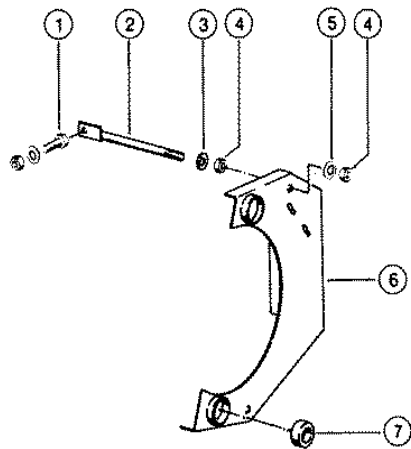


CLAAS SPARE PARTS LIST

Characteristic: **DRUM VAR.SPEED DRIVE**

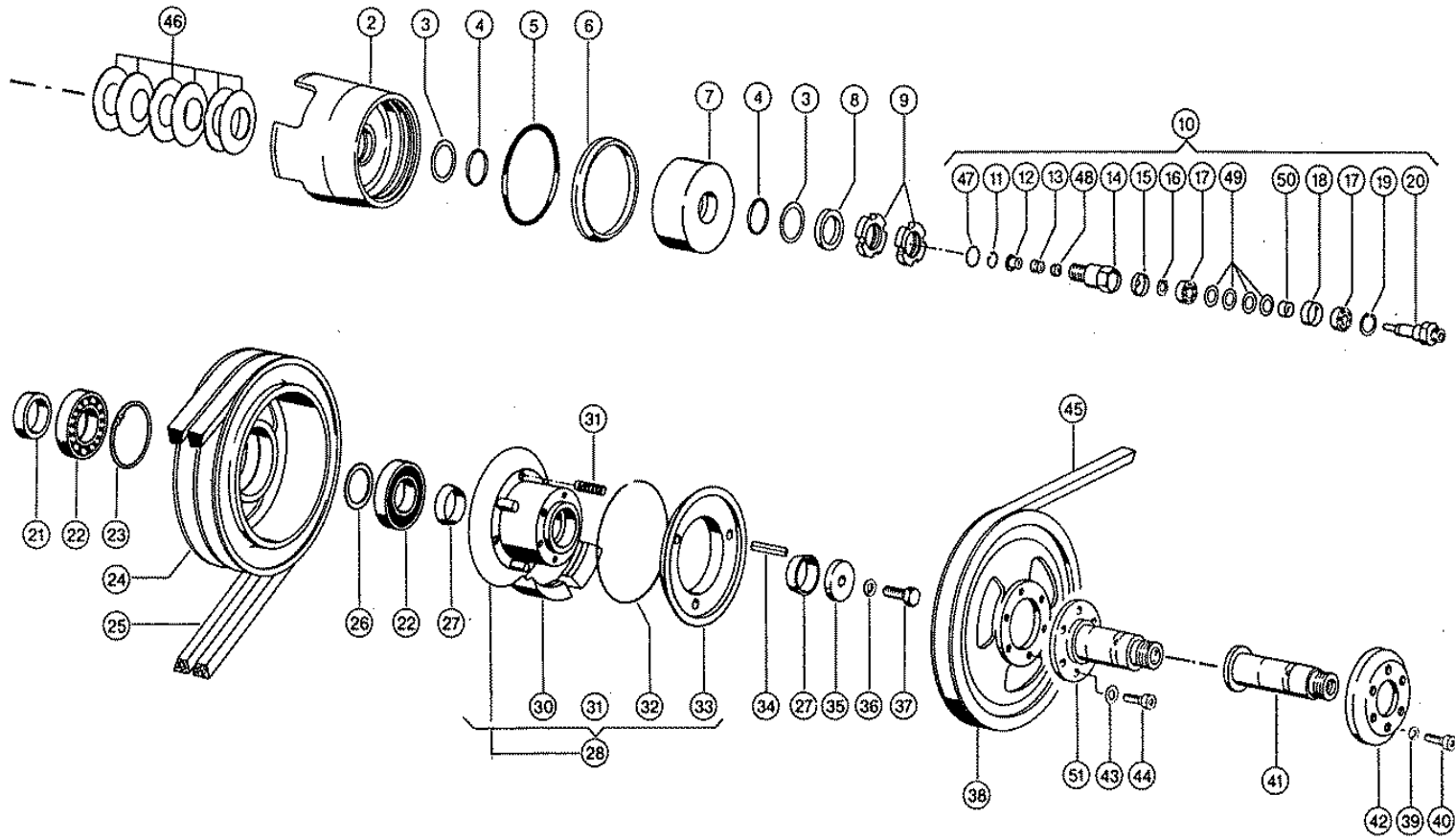
Illustration: **136**

| Pos. | Part-No. | Description | DIN | Dimension | Qty. | Remark |
|------|---------------|-------------------|---------|-----------------|------|---------------------------|
| 1 | 000 236 987 0 | Socket head screw | Iso4762 | m 8x 20 | 1 | |
| 2 | 000 236 431 1 | Circlip | | 8 | 1 | |
| 3 | 000 233 330 0 | Screw-in union | Din3900 | LI 4-M8x1 Keg | 1 | |
| 4 | 000 238 068 0 | Hexagonal screw | Iso4014 | M14x50 | 4 | |
| 4 | 000 235 601 0 | Hexagonal nut | Iso4032 | M14 | 4 | |
| 4 | 000 239 390 0 | Contact washer | | A14 | 4 | |
| 5 | 000 661 200 1 | Flange shaft | | D 150x240 | 1 | see illustration plate 69 |
| 6 | 000 244 654 0 | Felt ring | D5419 | 50 | 1 | |
| 7 | 000 236 056 0 | Hexagonal screw | Iso4017 | M12x25 | 4 | |
| 8 | 000 239 389 0 | Contact washer | | A12 | 4 | |
| 9 | 000 628 725 0 | Bearing shell | | D 214x38 | 1 | |
| 10 | 000 215 493 0 | Taper lock sleeve | D5415 | H 211 O.m.U.S. | 1 | |
| 11 | 000 215 492 0 | Spheric.roll.bear | 635 | 20211 K Tn9 C3 | 1 | |
| 12 | 000 628 726 0 | Bearing shell | | | 1 | |
| 13 | 000 215 491 0 | Felt ring | D5419 | 70 | 1 | |
| 14 | 000 642 367 1 | Locking plate | | 55 | 1 | |
| 15 | 000 642 366 0 | Slotted nut | | m 55x2 | 1 | |
| 16 | 000 628 724 1 | Planetary gear | | Vorm. S | 1 | |
| 17 | 000 233 932 0 | Shaft seal ring | Din3760 | As 80x100x10 | 2 | |
| 18 | 000 215 520 0 | Cy.Roller Bearing | D | Nj 2207 Ecma/C3 | 2 | |
| 19 | 000 628 691 0 | Step planet | | 29/17 Z. | 1 | |
| 20 | 000 628 707 0 | Tapered ring | | | 1 | |
| 21 | 000 243 436 0 | Cy.Roller Bearing | D5412 | Nj 207 E.Tvp2 | 1 | |
| 22 | 000 628 694 0 | Stepped sleeve | | | 1 | |
| 23 | 000 215 500 0 | Snap ring | | Br 45 / Sb 45 | 1 | |
| 24 | 000 215 523 1 | Needle bearing | | 28x45x17/20 | 1 | |
| 25 | 000 628 693 0 | Sun gear | | 27 Z. | 1 | |
| 26 | 000 215 524 0 | Grvd.ball bearing | D625 | 16016 C4 | 2 | |
| - | 000 234 109 0 | Shims | | 60 X 71,5x0,1 | 1 | |
| - | 000 234 121 0 | Shims | | 60 X 71,5x0,3 | 1 | |
| - | 000 234 141 0 | Shims | | 60 X 71,5x0,5 | 1 | |
| - | 000 211 514 0 | O-ring | D3771 | 65 X3 -N | 1 | |
| 27 | 000 628 717 1 | Gasket | | D322x394x0,3 | 1 | |
| 28 | 000 090 121 0 | Screw plug | D906 | M16x1,5 | 1 | |
| 29 | 000 628 689 0 | Threaded bolt | | | 4 | |
| 30 | 000 211 812 0 | Socket head screw | Din7984 | m 6x 12 | 2 | |
| 31 | 000 628 692 2 | Sun gear | | | 1 | |
| 32 | 000 628 696 1 | Balance weight | | | 1 | |
| 33 | 000 249 452 0 | Cylindrical pin | Iso8735 | 10x 28-A | 2 | |
| 34 | 000 239 387 0 | Contact washer | | A 8 | 12 | |
| 35 | 000 237 442 0 | Hexagonal screw | Iso4017 | M08x25 | 12 | |
| 36 | 000 628 705 0 | Washer | | D16,5xd32x5 | 1 | |
| 37 | 000 238 952 0 | Hexagonal screw | Iso4017 | M16x45-Mkl | 1 | |
| 38 | 000 943 228 0 | O-ring | D3771 | 45 X1,5 -N | 1 | |
| 39 | 000 628 687 1 | Support | | S | 1 | |
| 40 | 000 628 700 2 | Tapered screw | | | 2 | |
| 41 | 000 215 521 0 | Hexagonal screw | Iso4017 | M10x25-Mkl | 6 | |
| 43 | 000 661 220 1 | Power band belt | | | 1 | |
| 44 | 000 234 109 0 | Shims | | 60 X 71,5x0,1 | N.B | |
| 44 | 000 234 121 0 | Shims | | 60 X 71,5x0,3 | N.B | |
| 44 | 000 234 141 0 | Shims | | 60 X 71,5x0,5 | N.B | |
| 45 | 000 211 514 0 | O-ring | D3771 | 65 X3 -N | 1 | |



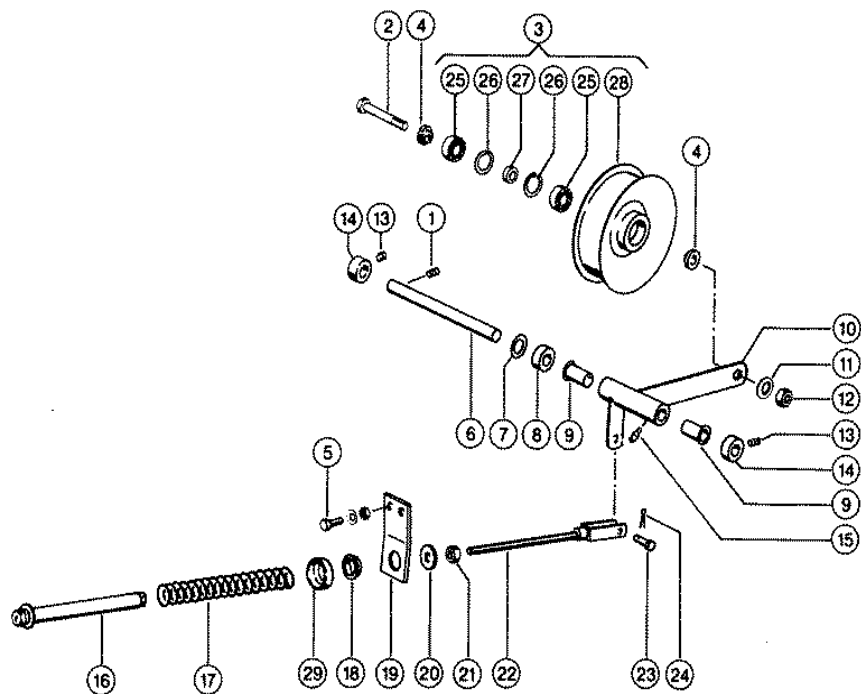
Characteristic: **SUPPORT (CHANGE SPEED)**Illustration: **137**

| Pos. | Part-No. | Description | DIN | Dimension | Qty. | Remark |
|------|---------------|-----------------|---------|------------|------|--------|
| 1 | 000 237 383 0 | Hexagonal screw | Iso4017 | M10x25 | 4 | |
| 1 | 000 236 171 0 | Hexagonal nut | Iso4032 | M10 | 4 | |
| 1 | 000 239 388 0 | Contact washer | | A10 | 4 | |
| 2 | 000 661 240 0 | Tension screw | | | 2 | |
| 3 | 000 234 326 0 | Washer | | 11 X 26 X3 | 4 | |
| 4 | 000 236 171 0 | Hexagonal nut | Iso4032 | M10 | 4 | |
| 5 | 000 239 388 0 | Contact washer | | A10 | 2 | |
| 6 | 000 661 222 1 | Support | | | 1 | |
| 7 | 000 634 952 0 | Megu bushing | | 25x40x20 | 2 | |



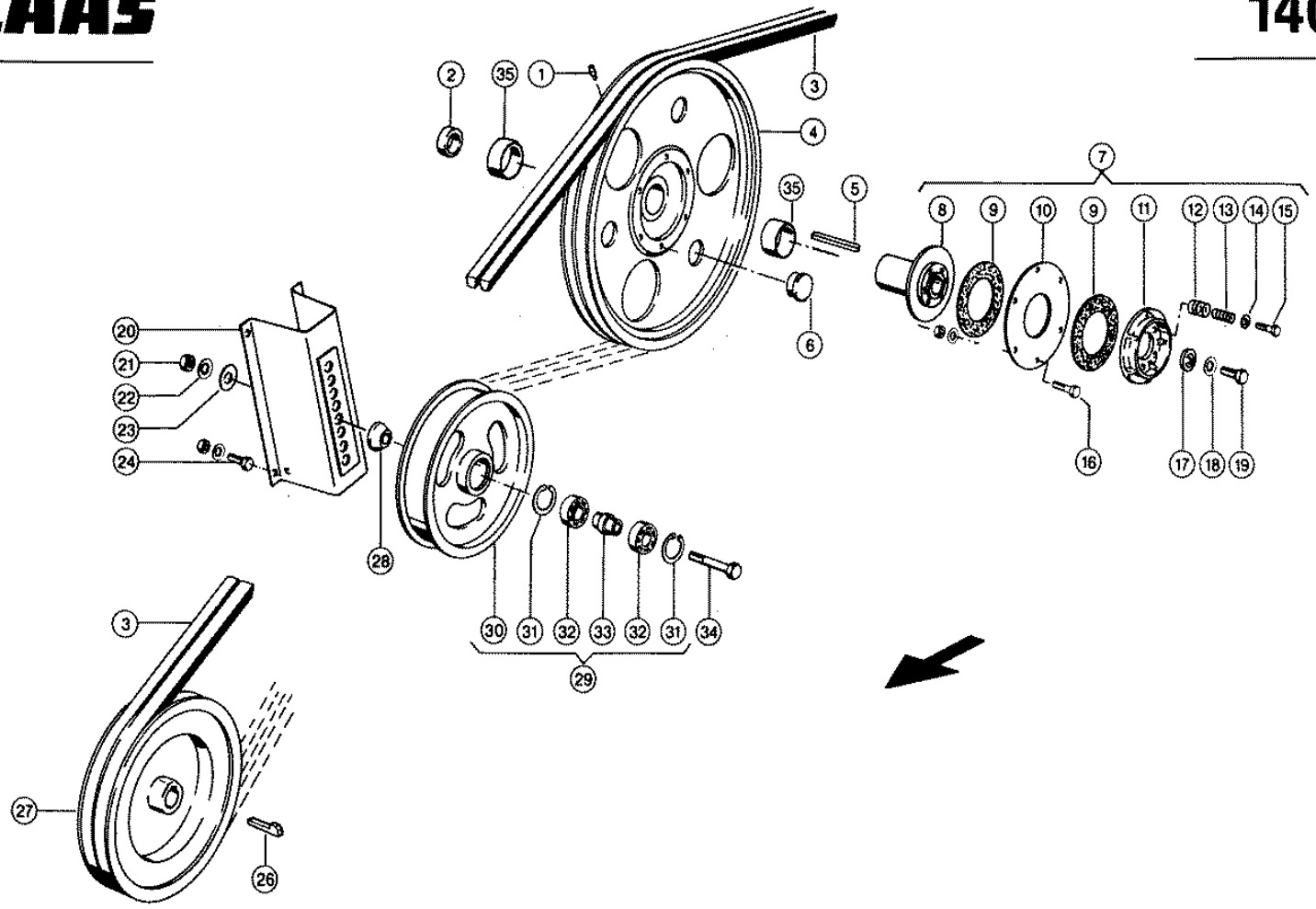
Characteristic: **CUTTERBAR CLUTCH**Illustration: **138**

| Pos. | Part-No. | Description | DIN | Dimension | Qty. | Remark |
|------|---------------|-------------------|---------|-----------------|------|-------------------|
| 2 | 000 656 885 1 | Cylinder | | | 1 | |
| 3 | 000 712 348 0 | Back-up ring | | 40 X45,5x1,5 | 2 | |
| 4 | 000 712 326 1 | O-ring | D3771 | 40,2 X3 -N | 2 | |
| 5 | 000 212 205 0 | O-ring | D3771 | 120,25x3,53-N | 1 | |
| 6 | 000 215 636 0 | Wiper seal | | 120x130,6x 7 P6 | 1 | |
| 7 | 000 656 886 0 | Plunger | | | 1 | |
| 8 | 000 712 414 0 | Back-up ring | | D35xd45x6 | 1 | |
| 9 | 000 631 694 0 | Slotted nut | D70852 | M35x1,5 | 2 | |
| 10 | 000 089 810 0 | Rotary connection | | M22x1,5/Or | 1 | from no. 09308611 |
| 10 | 000 649 282 1 | Rotary connection | | | 1 | to No. 09308610 |
| 11 | 000 244 202 0 | Circlip | D472 | 12x1 | 1 | |
| 12 | 000 629 413 1 | Step drive pulley | | D11,9x8,5 | 1 | |
| 13 | 000 213 060 0 | Lip seal | | 4x10x 4,5 | 1 | |
| 14 | 000 089 822 0 | Screw-in piece | D176 | 6kt 32x 55 | 1 | from no. 09308611 |
| 14 | 000 629 687 1 | Screw-in piece | | 6kt 32x 55 | 1 | to No. 09308610 |
| 15 | 000 630 207 0 | Thrust washer | | D25,9x6 | 1 | from no. 09308611 |
| 15 | 000 649 284 0 | Thrust washer | | D25,15x8,5 | 1 | to No. 09308610 |
| 16 | 000 235 150 0 | Circlip | D471 | 10x1 | 1 | |
| 17 | 000 235 895 0 | Grvd.ball bearing | D625 | 6000 Z | 2 | |
| 18 | 000 089 819 0 | Spacer ring | | Rd 25,6x10 | 1 | from no. 09308611 |
| 18 | 000 630 206 0 | Spacer ring | | | 1 | to No. 09308610 |
| 19 | 000 235 843 0 | Circlip | D472 | 26x1,2 | 1 | |
| 20 | 000 089 821 0 | Oil feeding | | Rd 20.13x66 | 1 | from no. 09308611 |
| 20 | 000 649 283 0 | Oil feeding | | D20x70 | 1 | to No. 09308610 |
| 21 | 000 629 072 0 | Spacer ring | | D40,2xd55x14 | 1 | |
| 22 | 000 952 004 7 | Grvd.ball bearing | | 6208-Rs* | 2 | |
| 23 | 000 236 318 0 | Circlip | Din472 | 80x2,5 | 1 | |
| 24 | 000 603 069 1 | Pulley | | D 256 mm | 1 | |
| 25 | 000 661 301 0 | V-belt | | | 2 | |
| 26 | 000 238 281 0 | Back-up washer | Din988 | S 40x50 | 1 | |
| 27 | 000 629 046 1 | Tapered ring | | D 40 X13 | 2 | |
| 28 | 000 667 327 0 | Clutch complete | | | 1 | |
| 30 | 000 667 329 0 | Friction ring | | C5-M129 mit Inn | 1 | with Item 32 |
| 31 | 000 720 777 0 | Compress.spring | | 14x2x50 | 6 | |
| 32 | 000 720 779 0 | Inner spring | | | 1 | |
| 33 | 000 629 288 0 | Plate glass | | | 1 | |
| 34 | 000 105 235 0 | Parallel key | D6885 | A 12x 8x 45 | 1 | |
| 35 | 000 629 071 1 | Washer | | D 48x10 | 1 | |
| 36 | 000 235 135 1 | Safety ring | Din128 | 16 | 1 | |
| 37 | 000 235 821 0 | Hexagonal screw | Iso4017 | M16x40 | 1 | |
| 38 | 000 675 909 1 | V-belt pulley | | D 274 mm | 1 | |
| 39 | 000 236 431 1 | Circlip | | 8 | 3 | to No. 09308610 |
| 40 | 000 235 488 1 | Socket head screw | Iso4762 | m 8x 25 | 3 | to No. 09308610 |
| 41 | 000 649 279 0 | Hydr.piston | | D58x119 | 1 | to No. 09308610 |
| 42 | 000 675 904 2 | Screw-on ring | | D100x15 | 1 | to No. 09308610 |
| 43 | 000 236 431 1 | Circlip | | 8 | 3 | |
| 44 | 000 236 983 0 | Socket head screw | Iso4762 | m 8x 35 | 3 | |
| 45 | 000 603 337 0 | V-belt | | | 1 | |
| 46 | 000 215 511 0 | Plate spring | | 80 X 41 X2 | 6 | |
| 47 | 000 215 922 0 | O-ring | I6149 | 19,3 X2,2 -N | 1 | from no. 09308611 |
| 48 | 000 712 361 2 | Back-up ring | | D10x6 | 1 | from no. 09308611 |
| 49 | 000 218 357 0 | Plate spring | | 18,8x10,2x0,35 | 4 | from no. 09308611 |
| 50 | 000 089 820 0 | Spacer ring | | Rd 15,1x8,5 | 1 | from no. 09308611 |
| 51 | 000 669 151 0 | Hydr.piston | | D 90x119 | 1 | from no. 09308611 |



Characteristic: **TENSIONER FOR CUTTERBAR DRIVE BELT**Illustration: **139**

| Pos. | Part-No. | Description | DIN | Dimension | Qty. | Remark |
|------|---------------|-------------------|---------|-----------------|------|--------|
| 1 | 000 238 978 0 | Threaded pin | Iso4029 | M12x20 | 1 | |
| 2 | 000 216 142 0 | Hex. Bolt | Din7968 | M16x85 | 1 | |
| 3 | 000 675 983 3 | Tension roll | | | 1 | |
| 4 | 000 624 352 0 | Spacer window | | D32x7 | 2 | |
| 5 | 000 237 370 0 | Hexagonal screw | Iso4017 | M08x30 | 2 | |
| 5 | 000 236 170 0 | Hexagonal nut | Iso4032 | M8 | 2 | |
| 5 | 000 239 387 0 | Contact washer | | A 8 | 2 | |
| 6 | 000 603 321 0 | Pin | | 22h9 X240 | 1 | |
| 7 | 000 236 957 0 | Washer | | 23 X 40 X3 | 1 | |
| 8 | 000 789 228 1 | Guide ring | | D42h9x 12 | 1 | |
| 9 | 000 008 524 0 | Bushing | | 22 X 26 X37 | 2 | |
| 10 | 000 661 275 0 | Support | | | 1 | |
| 11 | 000 239 391 0 | Contact washer | | A16 | 1 | |
| 12 | 000 236 173 0 | Hexagonal nut | Iso4032 | M16 | 1 | |
| 13 | 000 236 552 0 | Threaded pin | Iso4029 | M10x 8 | 2 | |
| 14 | 000 500 126 1 | Adjusting ring | | A22e8x40x15/M10 | 2 | |
| 15 | 000 236 942 0 | Grease nipple | D71412 | As 6x1 | 1 | |
| 16 | 000 629 999 0 | Spring guide | | | 1 | |
| 17 | 000 820 535 0 | Compress.spring | | 6,3 X 38 X270 | 1 | |
| 18 | 000 673 665 0 | Bushing | | 30 X 34 X 6 | 1 | |
| 19 | 000 661 347 0 | Support | | 50x8x140 | 1 | |
| 20 | 000 234 377 0 | Washer | | 13 X 40 X6 | 1 | |
| 21 | 000 236 172 0 | Hexagonal nut | Iso4032 | M12 | 1 | |
| 22 | 000 644 332 0 | Threaded fork | | | 1 | |
| 23 | 000 632 133 0 | Pin | | B10a12x 28 | 1 | |
| 24 | 000 235 089 0 | Split pin | I1234 | 4 X 22 | 1 | |
| 25 | 000 132 648 0 | Grvd.ball bearing | | 6303-2rs*-C3 | 2 | |
| 26 | 000 235 181 0 | Circlip | D472 | 47x1,75 | 2 | |
| 27 | 000 629 825 1 | Spacer ring | | D25x17,1x11 | 1 | |
| 28 | 000 675 931 2 | Tension roll | | D 200 | 1 | |
| 29 | 000 667 786 0 | Pressure ring | | D50x12.5 | 1 | |

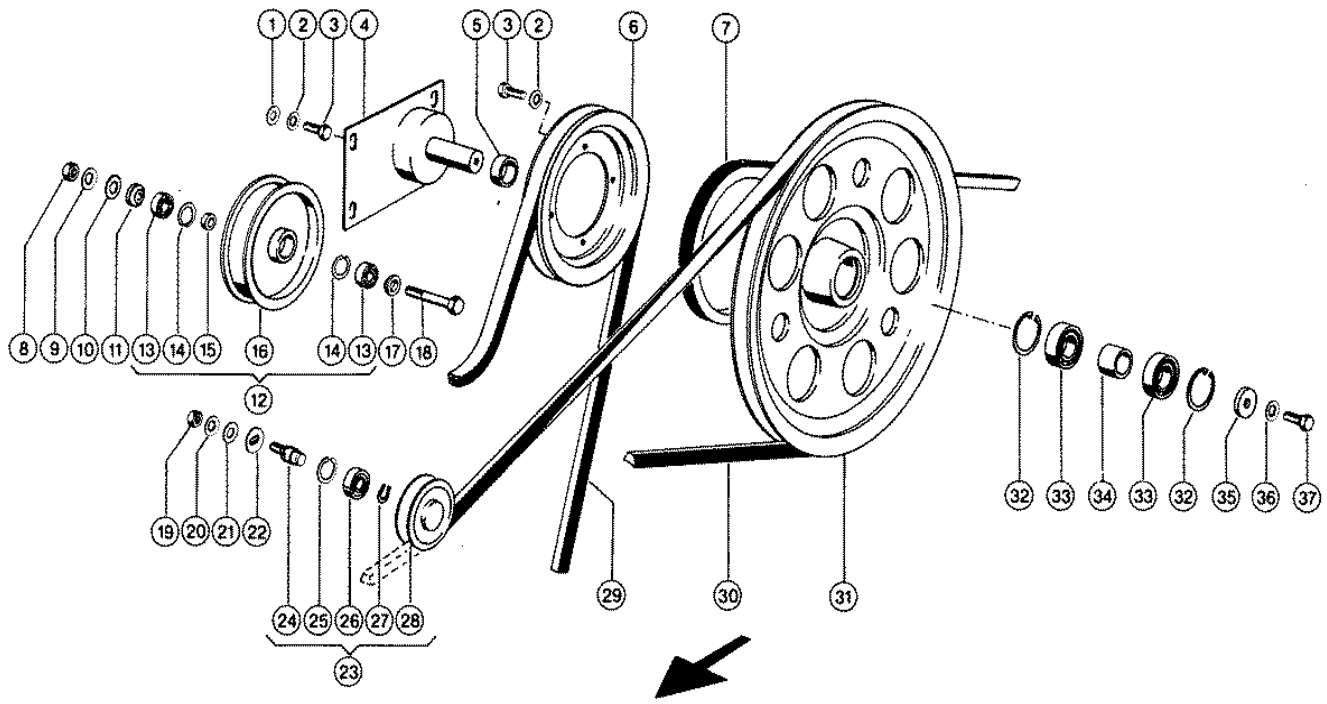


Characteristic: **CUTTERBAR DRIVE**Illustration: **140**

| Pos. | Part-No. | Description | DIN | Dimension | Qty. | Remark |
|------|---------------|-------------------|---------|-----------------|------|--------|
| 1 | 000 236 942 0 | Grease nipple | D71412 | As 6x1 | 1 | |
| 2 | 000 644 087 0 | Spacer ring | | 35,3x48x19 | 1 | |
| 3 | 000 661 301 0 | V-belt | | | 2 | |
| 4 | 000 629 827 2 | V-belt pulley | | D 554 mm | 1 | |
| 5 | 000 779 054 0 | Parallel key | D6885 | A 10x 8x100 | 1 | |
| 6 | 000 560 135 0 | Plug | | D51,5-F | 3 | |
| 7 | 000 670 598 4 | Slip clutch | | | 1 | |
| 8 | 000 644 327 0 | Clutch hub | | D 135x120 | 1 | |
| 9 | 000 619 510 1 | Brake lining | | | 2 | |
| 10 | 000 651 068 0 | Clutch plate | | D190x6 | 1 | |
| 11 | 000 670 128 0 | Cover | | | 1 | |
| 12 | 000 644 393 0 | Compress.spring | | 5,3x 19,9x22,1 | 6 | |
| 13 | 000 644 392 0 | Compress.spring | | 1,5 X 12 X 46 | 6 | |
| 14 | 000 236 831 0 | Washer | | 10,5x 25 X2 | 6 | |
| 15 | 000 215 527 0 | Hexagonal screw | Iso4014 | M10x50-Sk | 6 | |
| 16 | 000 237 341 0 | Hexagonal screw | Iso4014 | m 8x45 | 6 | |
| 16 | 000 236 170 0 | Hexagonal nut | Iso4032 | M8 | 6 | |
| 16 | 000 239 387 0 | Contact washer | | A 8 | 6 | |
| 17 | 000 671 079 0 | Washer | | D40x8 | 1 | |
| 18 | 000 235 134 1 | Spring washer | | 12 | 1 | |
| 19 | 000 237 572 0 | Hexagonal screw | Iso4017 | M12x35 | 1 | |
| 20 | 000 603 044 1 | Tens.roll holder | | Geschw | 1 | |
| 21 | 000 236 173 0 | Hexagonal nut | Iso4032 | M16 | 1 | |
| 22 | 000 235 135 1 | Safety ring | Din128 | 16 | 1 | |
| 23 | 000 233 325 0 | Washer | | 17 X 50 X4 | 1 | |
| 24 | 000 237 382 0 | Hexagonal screw | Iso4017 | M10x20 | 4 | |
| 24 | 000 236 171 0 | Hexagonal nut | Iso4032 | M10 | 4 | |
| 24 | 000 239 388 0 | Contact washer | | A10 | 4 | |
| 26 | 000 007 615 0 | Gib-head key | D6887 | 10x 8x 50 | 1 | |
| 27 | 000 608 041 1 | V-belt pulley | | D 384/35 mm | 1 | |
| 28 | 000 644 084 0 | Washer | | 25f8x55,15x19,5 | 1 | |
| 29 | 000 675 941 2 | Guide roller ass | | | 1 | |
| 30 | 000 629 607 2 | Return guide roll | | D 300 | 1 | |
| 31 | 000 235 184 0 | Circlip | D472 | 62x2 | 2 | |
| 32 | 000 215 536 0 | Grvd.ball bearing | | 6305-2rs*-C3 | 2 | |
| 33 | 000 629 640 0 | Hollow bolt | | 33 X 56 | 1 | |
| 34 | 000 235 593 0 | Hexagonal screw | Iso4014 | M16x90 | 1 | |
| 35 | 000 644 396 0 | Bearing bush | | 58x 63x 30 | 2 | |

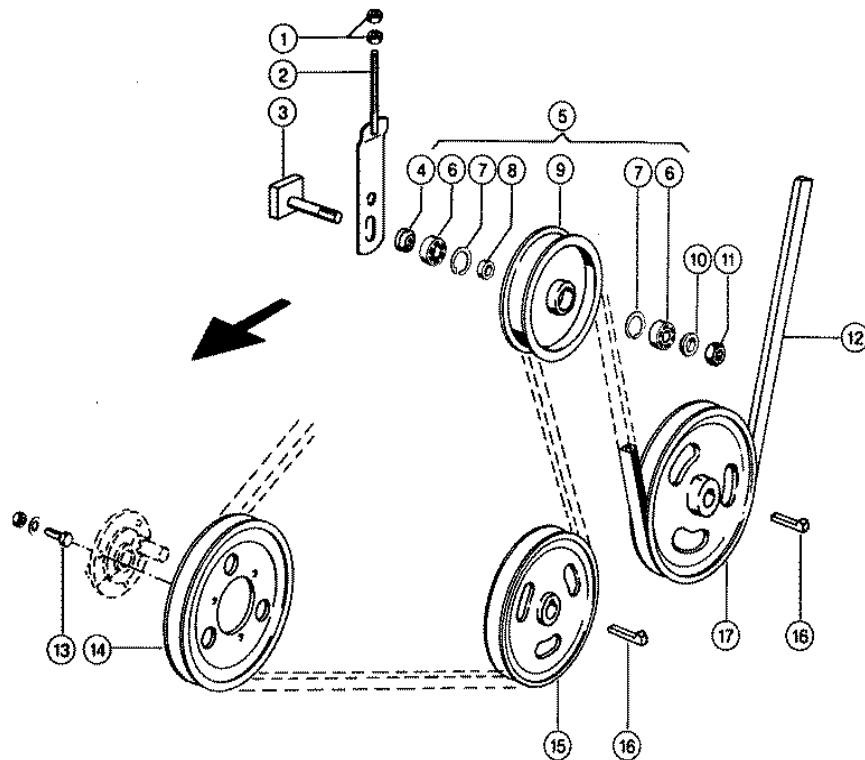
Characteristic: **STRAW WALKER DRIVE**Illustration: **141**

| Pos. | Part-No. | Description | DIN | Dimension | Qty. | Remark |
|------|---------------|-------------------|---------|----------------|------|-------------------|
| 1 | 000 644 447 0 | V-belt | | | 1 | |
| 2 | 000 629 725 1 | V-belt pulley | | D200xd30x40 | 1 | |
| 3 | 000 007 614 0 | Gib-head key | Din688 | 70x 8x 45 | 3 | |
| 4 | 000 772 170 2 | Tension roll ass | | D 174 mm | 1 | |
| 5 | 000 236 172 0 | Hexagonal nut | Iso4032 | M12 | 1 | |
| 6 | 000 239 395 1 | Contact washer | | B12 | 1 | |
| 7 | 000 772 620 0 | Pin | | M12x20j6x 56 | 1 | |
| 8 | 000 235 181 0 | Circlip | D472 | 47x1,75 | 2 | |
| 9 | 000 236 752 0 | Grvd.ball bearing | | 6204-2rs* | 1 | |
| 10 | 000 235 155 0 | Circlip | D471 | 20x1,2 | 1 | |
| 11 | 000 772 169 1 | Tension roll | | D 160 | 1 | |
| 12 | 000 661 354 0 | Tension screw | | | 1 | |
| 13 | 000 236 171 0 | Hexagonal nut | Iso4032 | M10 | 2 | |
| 14 | 000 802 931 0 | V-belt | | | 1 | |
| 15 | 000 605 756 1 | Db.Belt-Pulley | | D 200 | 1 | |
| 16 | 000 746 548 2 | Tension roll ass | | D 189,5 mm | 1 | |
| 17 | 000 772 620 0 | Pin | | M12x20j6x 56 | 1 | |
| 18 | 000 235 181 0 | Circlip | D472 | 47x1,75 | 2 | |
| 19 | 000 215 540 0 | Grvd.ball bearing | | 6204-2rs*-C3 | 1 | |
| 20 | 000 235 155 0 | Circlip | D471 | 20x1,2 | 1 | |
| 21 | 000 746 543 2 | Tension roll | | 16x189,5 | 1 | |
| 22 | 000 236 172 0 | Hexagonal nut | Iso4032 | M12 | 1 | |
| 23 | 000 239 395 1 | Contact washer | | B12 | 1 | |
| 24 | 000 629 731 2 | Angle | | 65x50x5x120 | 1 | |
| 25 | 000 235 133 1 | Spring washer | | 10 | 4 | |
| 26 | 000 237 383 0 | Hexagonal screw | Iso4017 | M10x25 | 4 | |
| 27 | 000 629 912 0 | Bracket | | | 1 | |
| 28 | 000 629 913 0 | Tension screw | | | 1 | |
| 29 | 000 236 171 0 | Hexagonal nut | Iso4032 | M10 | 2 | |
| 30 | 000 506 671 2 | V-belt | | | 1 | |
| 31 | 000 629 720 1 | V-belt pulley | | 2-Rillig | 1 | |
| 31 | 000 050 114 0 | V-belt pulley | | D 342/190 mm | 1 | at straw spreader |
| 32 | 000 000 364 0 | Spring | | 4,5 X 18,5x100 | 1 | |
| 33 | 000 236 831 0 | Washer | | 10,5x 25 X2 | 1 | |
| 34 | 000 661 357 0 | Tension roll ass | | | 1 | |
| 35 | 000 661 356 0 | Bearing bolt | | D30,15x28,5 | 1 | |
| 36 | 000 235 181 0 | Circlip | D472 | 47x1,75 | 2 | |
| 37 | 000 236 752 0 | Grvd.ball bearing | | 6204-2rs* | 1 | |
| 38 | 000 772 169 1 | Tension roll | | D 160 | 1 | |
| 39 | 000 233 138 0 | Washer | | 13x26x6 | 1 | |
| 40 | 000 215 006 0 | Contact washer | | Ers.D.2393890 | 1 | |
| 41 | 000 235 556 0 | Hexagonal screw | Iso4014 | M12x60 | 1 | |



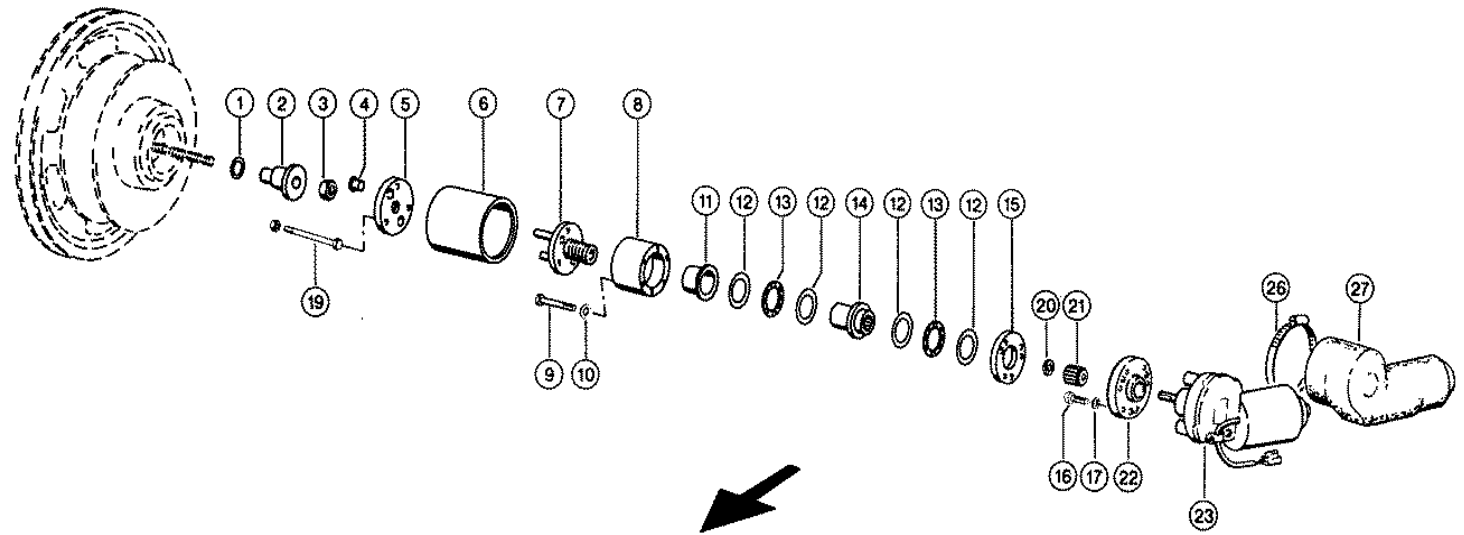
Characteristic: **INTERMEDATE DRIVE ASSMBLY**Illustration: **142**

| Pos. | Part-No. | Description | DIN | Dimension | Qty. | Remark |
|------|---------------|-------------------|---------|-----------------|------|-------------------|
| 1 | 000 237 592 0 | Washer | Din902 | 110,5 | 4 | |
| 2 | 000 239 388 0 | Contact washer | | A10 | 8 | |
| 3 | 000 237 383 0 | Hexagonal screw | Iso4017 | M10x25 | 8 | |
| 4 | 000 603 153 0 | Supporting plate | | | 1 | |
| 5 | 000 651 303 0 | Spacer ring | | 38x3,6x10 | 1 | |
| 6 | 000 629 533 0 | V-belt pulley | | D 305 mm | 1 | |
| 7 | 000 506 671 2 | V-belt | | | 1 | |
| 8 | 000 238 047 0 | Securing nut | Iso7042 | M16 | 1 | |
| 9 | 000 239 391 0 | Contact washer | | A16 | 1 | |
| 10 | 000 234 337 0 | Washer | | 17 X 42 X3 | 1 | |
| 11 | 000 603 148 0 | Clamping ring | | | 1 | |
| 12 | 000 629 278 1 | Tension roll ass | | D 221 mm | 1 | |
| 13 | 000 237 709 0 | Grvd.ball bearing | | 6203-2rs* | 2 | |
| 14 | 000 235 179 0 | Circlip | D472 | 40x1,75 | 2 | |
| 15 | 000 629 825 1 | Spacer ring | | D25x17,1x11 | 1 | |
| 16 | 000 720 792 1 | Tension roll | | D 200 | 1 | |
| 17 | 000 624 352 0 | Spacer window | | D32x7 | 1 | |
| 18 | 000 216 142 0 | Hex. Bolt | Din7968 | M16x85 | 1 | from No. 09308555 |
| 18 | 000 238 931 0 | Fitting screw | D7968 | W.Ers.D.2161420 | 1 | to No. 09308554 |
| 19 | 000 236 172 0 | Hexagonal nut | Iso4032 | M12 | 1 | |
| 20 | 000 239 389 0 | Contact washer | | A12 | 1 | |
| 21 | 000 236 841 0 | Washer | | 13 X 22 X1,5 | 1 | |
| 22 | 000 775 631 0 | Clamp disc | | D44x1,5 | 1 | |
| 23 | 000 773 232 0 | Tension roll cpl. | | D 112 mm | 1 | |
| 24 | 000 772 620 0 | Pin | | M12x20j6x 56 | 1 | |
| 25 | 000 235 181 0 | Circlip | D472 | 47x1,75 | 1 | |
| 26 | 000 235 911 0 | Grvd.ball bearing | D625 | 6204 Z | 1 | |
| 27 | 000 235 155 0 | Circlip | D471 | 20x1,2 | 1 | |
| 28 | 000 773 231 1 | Tension roll | | D 112 mm | 1 | |
| 29 | 000 603 017 3 | V-belt | | | 1 | |
| 30 | 000 603 336 1 | V-belt | | | 1 | |
| 31 | 000 603 145 3 | V-belt pulley | | | 1 | |
| 32 | 000 235 184 0 | Circlip | D472 | 62x2 | 2 | |
| 33 | 000 233 117 0 | Grvd.ball bearing | | 6206-2rs*-C4 | 2 | |
| 34 | 000 720 371 0 | Sleeve | | | 1 | |
| 35 | 000 060 915 0 | Washer | | 13 X 35 X10 | 1 | |
| 36 | 000 239 389 0 | Contact washer | | A12 | 1 | |
| 37 | 000 237 572 0 | Hexagonal screw | Iso4017 | M12x35 | 1 | |



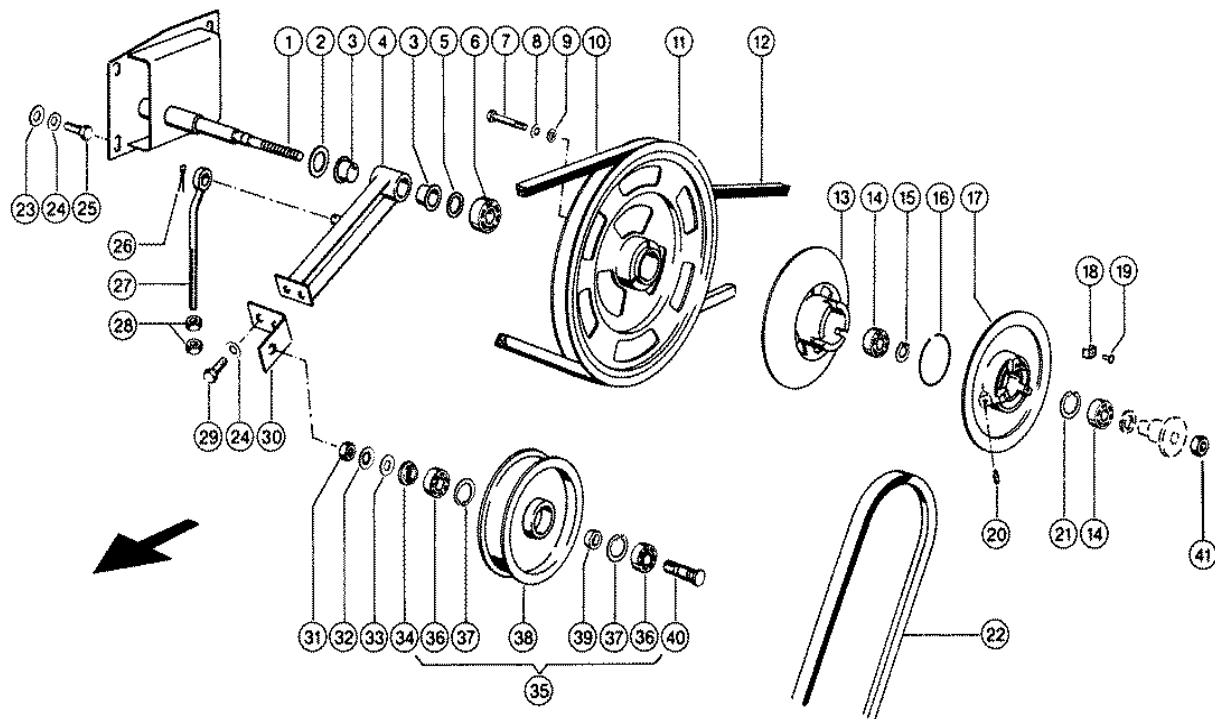
Characteristic: **SIEVE PAN AND AUGER DRIVE**Illustration: **143**

| Pos. | Part-No. | Description | DIN | Dimension | Qty. | Remark |
|------|---------------|-------------------|---------|-------------|------|--------|
| 1 | 000 236 171 0 | Hexagonal nut | Iso4032 | M10 | 2 | |
| 2 | 000 603 451 0 | Tension screw | | | 1 | |
| 3 | 000 603 323 0 | Clamping piece | | | 1 | |
| 4 | 000 603 148 0 | Clamping ring | | | 1 | |
| 5 | 000 629 278 1 | Tension roll ass | | D 221 mm | 1 | |
| 6 | 000 237 709 0 | Grvd.ball bearing | | 6203-2rs* | 2 | |
| 7 | 000 235 179 0 | Circlip | D472 | 40x1,75 | 2 | |
| 8 | 000 629 825 1 | Spacer ring | | D25x17,1x11 | 1 | |
| 9 | 000 720 792 1 | Tension roll | | D 200 | 1 | |
| 10 | 000 624 352 0 | Spacer window | | D32x7 | 1 | |
| 11 | 000 238 047 0 | Securing nut | Iso7042 | M16 | 1 | |
| 12 | 000 603 017 3 | V-belt | | | 1 | |
| 13 | 000 237 453 0 | Hexagonal screw | Iso4017 | M10x30 | 3 | |
| 13 | 000 236 171 0 | Hexagonal nut | Iso4032 | M10 | 3 | |
| 13 | 000 239 388 0 | Contact washer | | A10 | 3 | |
| 14 | 000 603 009 0 | V-belt pulley | | D 306 mm | 1 | |
| 15 | 000 644 298 0 | V-belt pulley | | D 250/30 mm | 1 | |
| 16 | 000 007 615 0 | Gib-head key | D6887 | 10x 8x 50 | 2 | |
| 17 | 000 724 246 0 | V-belt pulley | | D 306 mm | 1 | |



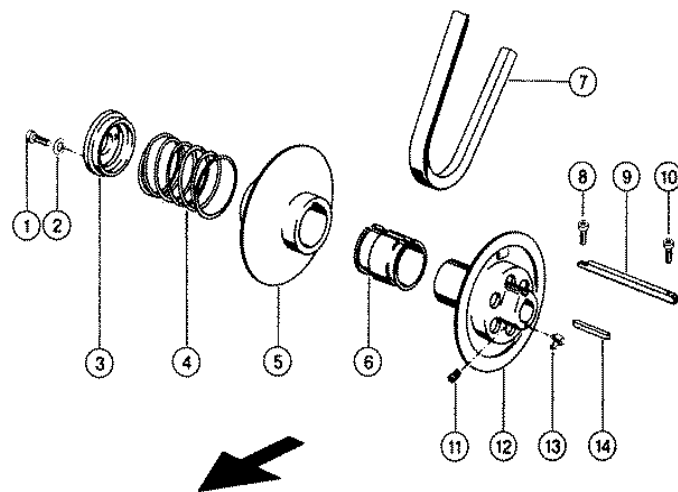
Characteristic: **ELECTRIC FAN SPEED ADJUSTMENT**Illustration: **144**

| Pos. | Part-No. | Description | DIN | Dimension | Qty. | Remark |
|------|---------------|-------------------|---------|-----------------|------|-------------------|
| 1 | 000 704 127 0 | Shims | Din988 | 20x28x0,5 | 2 | |
| 1 | 000 238 312 0 | Back-up washer | Din988 | S 20x28 | N.B | |
| 2 | 000 644 237 0 | Pressure sleeve | | D50,15x47 | 1 | |
| 3 | 000 238 928 0 | Hexagonal nut | Iso8673 | M16x1 | 1 | |
| 4 | 000 600 051 1 | Bushing | | 10 X 14 X11 | 2 | |
| 5 | 000 644 359 1 | Back-up washer | | | 1 | |
| 6 | 000 644 221 1 | Spacer tube | | D88,9x5,6x98 | 1 | |
| 7 | 000 644 233 0 | Thrust piece | | | 1 | |
| 8 | 000 644 236 0 | Clamping piece | | | 1 | |
| 9 | 000 237 800 0 | Hexagonal screw | Iso4014 | M06x60 | 3 | |
| 10 | 000 235 131 1 | Spring washer | | 6 | 3 | |
| 11 | 000 008 560 0 | Bushing | | 35 X 39 X22 | 1 | |
| 12 | 000 233 642 0 | Axial washer | Din5405 | A3 3552 | 4 | |
| 13 | 000 234 490 0 | Needle bearing | | Axk 3552 | 2 | |
| 14 | 000 644 222 0 | Adjusting nut | | D50x54 | 1 | |
| 15 | 000 644 218 0 | Ring | | D74x9 | 1 | |
| 16 | 000 211 431 0 | Socket head screw | Iso4762 | m 6x 16 | 3 | |
| 17 | 000 242 754 1 | Circlip | | 6 | 3 | |
| 19 | 000 249 072 0 | Socket head screw | Iso4762 | m 6x110 | 3 | |
| 19 | 000 236 169 0 | Hexagonal nut | Iso4032 | M6 | 3 | to No. 09308554 |
| 20 | 000 238 470 0 | Starlock washer | | 10 | 1 | |
| 21 | 000 644 454 0 | Coupler | | D 21,5x20 | 1 | |
| 22 | 000 644 481 0 | Flange | | D 83x12 | 1 | from No. 09308555 |
| 22 | 000 644 479 0 | Flange | | D83x12 | 1 | to No. 09308554 |
| 23 | 000 644 477 0 | D.c. motor | | | 1 | |
| 26 | 000 238 909 1 | Hose clamp | D3017 | W.Ers.D.2389092 | 1 | |
| 27 | 000 644 478 0 | Rubber cap | | | 1 | |



Characteristic: **FAN - VARIABLE SPEED DRIVE**Illustration: **145**

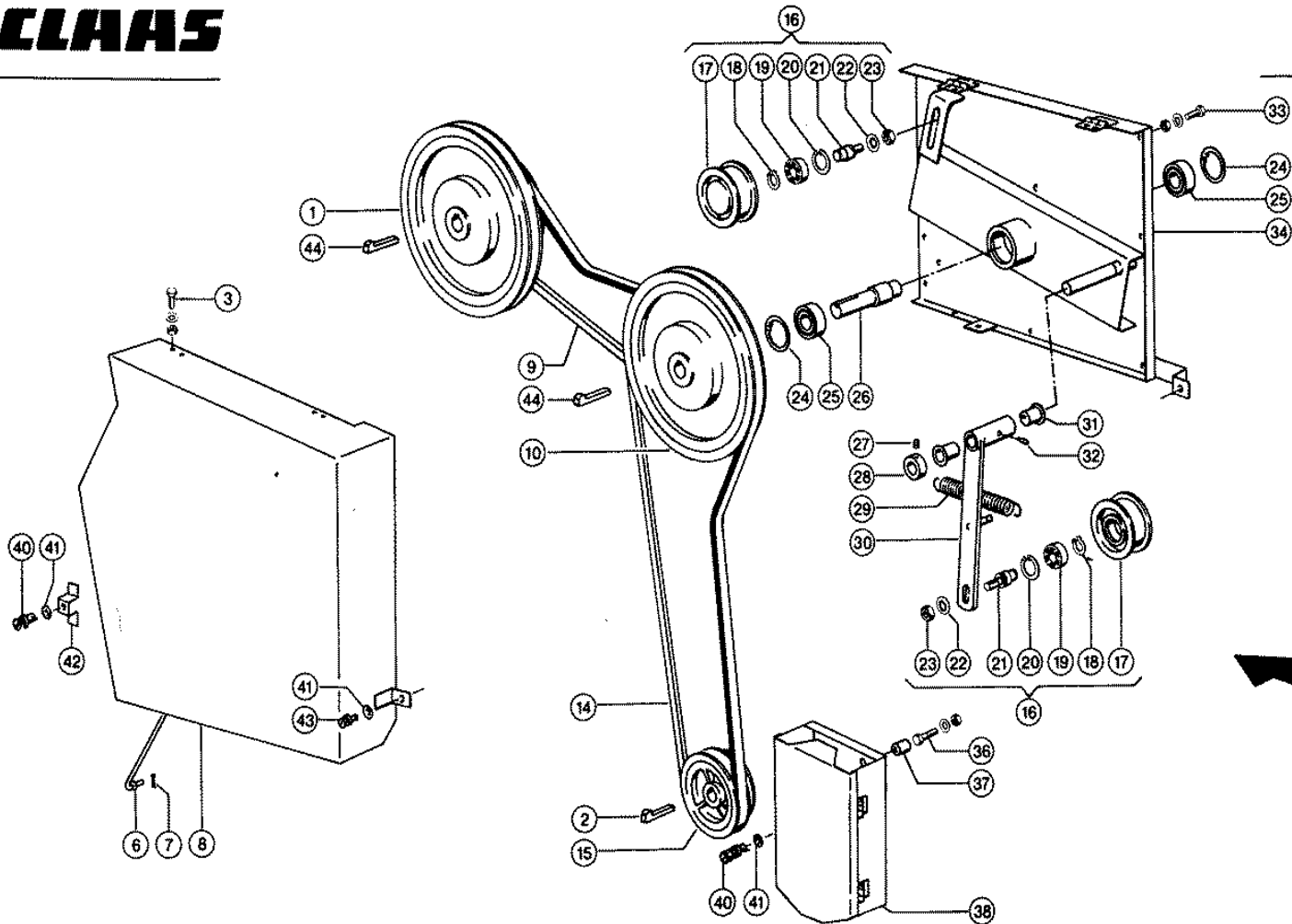
| Pos. | Part-No. | Description | DIN | Dimension | Qty. | Remark |
|------|---------------|-------------------|---------|---------------|------|-------------------|
| 1 | 000 603 126 1 | Bearing | | | 1 | |
| 2 | 000 233 664 0 | Shims | | 30,5x 52 X2 | 1 | |
| 3 | 000 008 550 0 | Bushing | | 30 X 34 X21 | 2 | |
| 4 | 000 629 623 0 | Tension roll arm | | | 1 | |
| 5 | 000 238 386 0 | Back-up washer | Din988 | S 25x35 | 1 | |
| 6 | 000 235 870 0 | Grvd.ball bearing | | 6205-2rs* | 1 | |
| 7 | 000 235 521 0 | Hexagonal screw | Iso4014 | M08x60 | 3 | |
| 8 | 000 239 387 0 | Contact washer | | A 8 | 3 | |
| 9 | 000 236 912 2 | Washer | Din125 | 8,4 | 3 | |
| 10 | 000 603 337 0 | V-belt | | | 1 | |
| 11 | 000 671 178 1 | V-belt pulley | | | 1 | |
| 12 | 000 603 336 1 | V-belt | | | 1 | |
| 13 | 000 629 268 0 | Control disc | | | 1 | |
| 14 | 000 236 752 0 | Grvd.ball bearing | | 6204-2rs* | 2 | |
| 15 | 000 235 155 0 | Circlip | D471 | 20x1,2 | 1 | |
| 16 | 000 751 041 0 | O-seal | | | 1 | |
| 17 | 000 629 267 0 | Controldisc loose | | Rmont | 1 | |
| 18 | 000 629 265 0 | Guide clamp | | | 3 | |
| 19 | 000 244 828 0 | Rivet | D7338 | C4x15 | 3 | |
| 20 | 000 236 942 0 | Grease nipple | D71412 | As 6x1 | 1 | |
| 21 | 000 235 181 0 | Circlip | D472 | 47x1,75 | 4 | |
| 22 | 000 671 209 0 | V-belt, broad | | | 1 | |
| 23 | 000 237 592 0 | Washer | Din902 | 110,5 | 4 | |
| 24 | 000 239 388 0 | Contact washer | | A10 | 6 | |
| 25 | 000 237 383 0 | Hexagonal screw | Iso4017 | M10x25 | 4 | |
| 26 | 000 235 089 0 | Split pin | I1234 | 4 X 22 | 2 | |
| 27 | 000 772 415 0 | Eye bolt | | M12x270 | 1 | |
| 28 | 000 236 172 0 | Hexagonal nut | Iso4032 | M12 | 2 | |
| 29 | 000 237 382 0 | Hexagonal screw | Iso4017 | M10x20 | 2 | |
| 30 | 000 603 332 0 | Angle | | 50x5x152 | 1 | |
| 31 | 000 236 173 0 | Hexagonal nut | Iso4032 | M16 | 1 | |
| 32 | 000 239 391 0 | Contact washer | | A16 | 1 | |
| 33 | 000 236 951 0 | Washer | | 16,5x 33 X3 | 1 | |
| 34 | 000 624 352 0 | Spacer window | | D32x7 | 1 | |
| 35 | 000 629 278 1 | Tension roll ass | | D 221 mm | 1 | |
| 36 | 000 237 709 0 | Grvd.ball bearing | | 6203-2rs* | 2 | |
| 37 | 000 235 179 0 | Circlip | D472 | 40x1,75 | 2 | |
| 38 | 000 720 792 1 | Tension roll | | D 200 | 1 | |
| 39 | 000 629 825 1 | Spacer ring | | D25x17,1x11 | 1 | |
| 40 | 000 624 354 0 | Pin | | M16x 17h9x 72 | 1 | |
| 41 | 000 644 984 0 | Cross hole nut | | M16x1 | 1 | from No. 09308555 |
| 41 | 000 238 928 0 | Hexagonal nut | Iso8673 | M16x1 | 1 | to No. 09308554 |



Characteristic: **FAN - VARIABLE SPEED DRIVE**

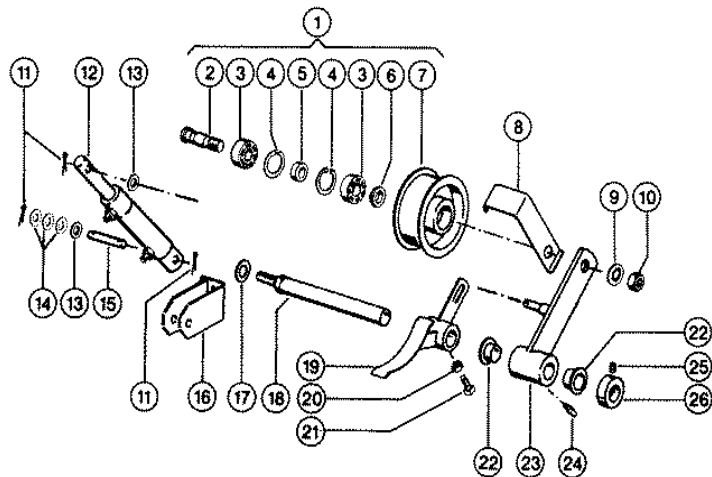
Illustration: **146**

| Pos. | Part-No. | Description | DIN | Dimension | Qty. | Remark |
|------|---------------|-------------------|---------|--------------|------|--------|
| 1 | 000 235 488 1 | Socket head screw | Iso4762 | m 8x 25 | 3 | |
| 2 | 000 239 387 0 | Contact washer | | A 8 | 3 | |
| 3 | 000 629 655 0 | Pressure plate | | | 1 | |
| 4 | 000 788 804 0 | Compress.spring | | 9 X114 X198 | 1 | |
| 5 | 000 629 654 0 | Controldisc loose | | | 1 | |
| 6 | 000 617 323 0 | Bushing | | 62 X 66 X100 | 1 | |
| 7 | 000 671 209 0 | V-belt, broad | | | 1 | |
| 8 | 000 239 050 0 | Socket head screw | | m 8x 12 | 1 | |
| 9 | 000 629 656 0 | Parallel key | | 12x10x157 | 1 | |
| 10 | 000 236 937 0 | Socket head screw | Din7984 | m 8x 20 | 1 | |
| 11 | 000 236 552 0 | Threaded pin | Iso4029 | M10x 8 | 2 | |
| 12 | 000 629 653 1 | Control disc | | | 1 | |
| 13 | 000 236 944 0 | Grease nipple | Din7141 | 2S 6x1 | 1 | |
| 14 | 000 631 115 0 | Parallel key | D6885 | A 8x 5x 75 | 1 | |



Characteristic: **CHAFF SPREADER DRIVE**Illustration: **147**

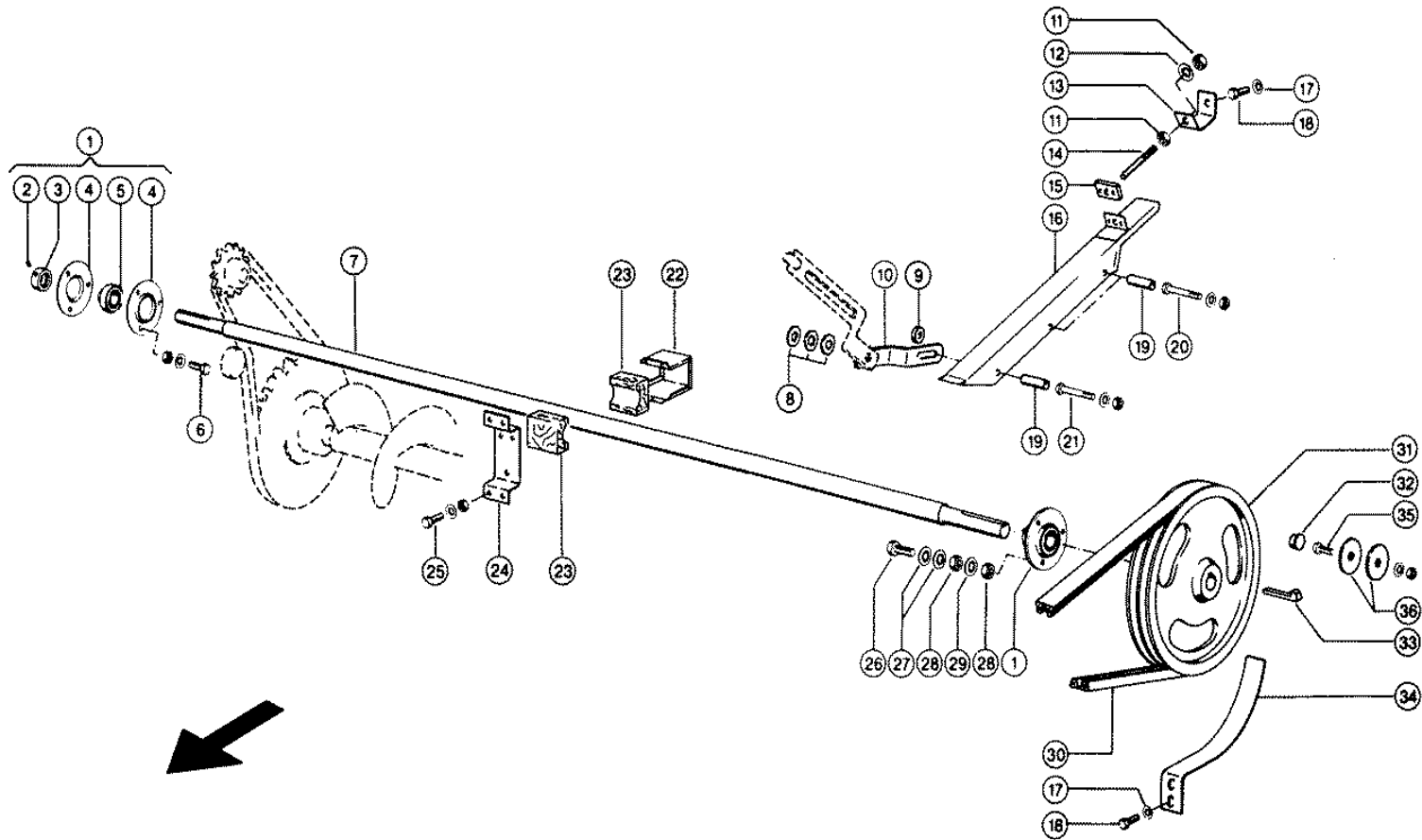
| Pos. | Part-No. | Description | DIN | Dimension | Qty. | Remark |
|------|---------------|-------------------|---------|-----------------|------|-------------------|
| 1 | 000 050 114 0 | V-belt pulley | | D 342/190 mm | 1 | |
| 2 | 000 007 605 0 | Gib-head key | D6887 | 8x 7x 36 | 3 | |
| 3 | 000 237 465 0 | Hexagonal screw | Iso4017 | M06x16 | 4 | |
| 3 | 000 239 386 0 | Contact washer | | A 6 | 4 | |
| 3 | 000 236 169 0 | Hexagonal nut | Iso4032 | M6 | 4 | |
| 6 | 000 538 377 1 | Linkage | | | 1 | |
| - | 000 652 433 0 | Clamp spring | | | 1 | |
| 7 | 000 235 110 0 | Split pin | l1234 | 2 X 18 | 1 | |
| 8 | 000 538 388 3 | Guard | | | 1 | |
| 9 | 000 755 070 1 | V-belt | | | 1 | |
| 10 | 000 050 114 0 | V-belt pulley | | D 342/190 mm | 1 | |
| 14 | 000 066 034 0 | V-belt | | | 1 | N=519 |
| 14 | 000 785 341 0 | V-belt | | | 1 | N=660 |
| 15 | 000 538 672 1 | V-belt pulley | | D150/D120 | 1 | |
| 16 | 000 772 616 1 | Tension roll ass | | S | 2 | |
| 17 | 000 772 617 0 | Tension roll | | D100x36 | 2 | |
| 18 | 000 235 155 0 | Circlip | D471 | 20x1,2 | 2 | |
| 19 | 000 235 872 0 | Grvd.ball bearing | | 6204-Rs* | 2 | |
| 20 | 000 235 181 0 | Circlip | D472 | 47x1,75 | 2 | |
| 21 | 000 772 620 0 | Pin | | M12x20j6x 56 | 2 | |
| 22 | 000 239 395 1 | Contact washer | | B12 | 2 | |
| 23 | 000 236 172 0 | Hexagonal nut | Iso4032 | M12 | 2 | |
| 24 | 000 235 184 0 | Circlip | D472 | 62x2 | 2 | |
| 25 | 000 235 830 0 | Grvd.ball bearing | | 6206-2rs* | 2 | |
| 26 | 000 538 245 1 | Shaft | | D 35x143 | 1 | |
| 27 | 000 244 372 0 | Threaded pin | Iso4029 | M10x12 | 1 | |
| 28 | 000 500 126 1 | Adjusting ring | | A22e8x40x15/M10 | 1 | |
| 29 | 000 960 317 1 | Tension spring | | 3,6 X 25 X207 | 1 | from No. 09308350 |
| 29 | 000 942 714 0 | Tension spring | | 4 X 28 X222 | 1 | to No. 09308349 |
| 30 | 000 538 272 1 | Support | | | 1 | |
| 31 | 000 008 524 0 | Bushing | | 22 X 26 X37 | 2 | |
| 32 | 000 236 942 0 | Grease nipple | D71412 | As 6x1 | 1 | |
| 33 | 000 236 200 0 | Hexagonal screw | Iso4017 | M08x20 | 7 | |
| 33 | 000 239 387 0 | Contact washer | | A 8 | 7 | |
| 33 | 000 236 170 0 | Hexagonal nut | Iso4032 | M8 | 7 | |
| 34 | 000 538 247 3 | Bracket | | | 1 | |
| - | 000 725 773 0 | Hinge | | 48x 45 | 2 | |
| 36 | 000 237 854 0 | Hexagonal screw | Iso4014 | m 8x55 | 2 | |
| 36 | 000 239 387 0 | Contact washer | | A 8 | 2 | |
| 36 | 000 236 170 0 | Hexagonal nut | Iso4032 | M8 | 2 | |
| 37 | 000 584 604 0 | Bushing | | D20x32,4 | 2 | |
| 38 | 000 538 675 3 | Guard | | | 1 | |
| 40 | 000 606 674 0 | Locking pin | | 3,17- 3,92kl-L | 2 | |
| 41 | 000 601 243 0 | Support washer | | 10,8x25x0,6 | 3 | |
| 42 | 000 538 511 3 | Bracket | | | 1 | |
| 43 | 000 601 608 0 | Locking pin | | 4,69- 5,45kl-L | 1 | |
| 44 | 000 007 614 0 | Gib-head key | Din6887 | 10x 8x 45 | 2 | |



Characteristic: **TENSIONER FOR GRAIN TANK DRIVE BELT**

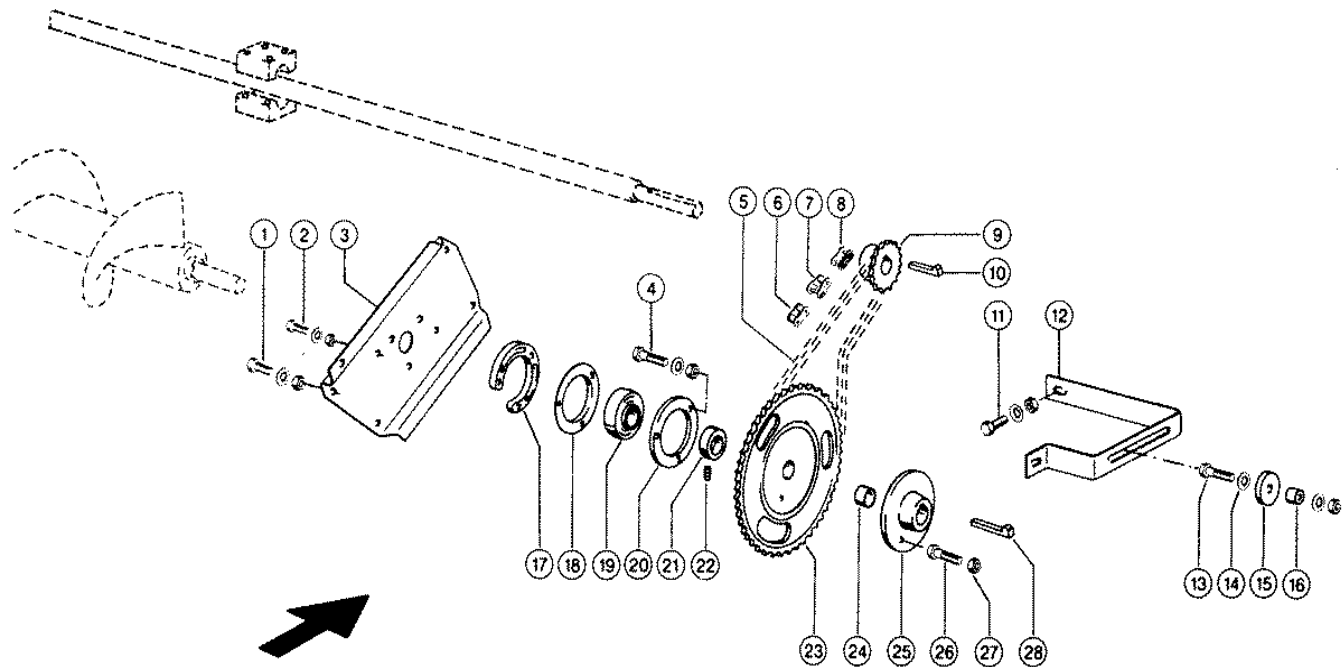
Illustration: **148**

| Pos. | Part-No. | Description | DIN | Dimension | Qty. | Remark |
|------|---------------|-------------------|---------|-----------------|------|---|
| 1 | 000 603 334 1 | Tension roll ass | | | 1 | |
| 2 | 000 624 354 0 | Pin | | M16x 17h9x 72 | 1 | |
| 3 | 000 239 463 0 | Grvd.ball bearing | | 6203-2rs*-C3 | 2 | |
| 4 | 000 235 179 0 | Circlip | D472 | 40x1,75 | 2 | |
| 5 | 000 629 825 1 | Spacer ring | | D25x17,1x11 | 1 | |
| 6 | 000 624 352 0 | Spacer window | | D32x7 | 1 | |
| 7 | 000 603 335 1 | Tension roll | | D 125 | 1 | |
| 8 | 000 629 771 0 | Belt hook | | 4x40x183 | 1 | |
| 9 | 000 235 135 1 | Safety ring | Din128 | 16 | 1 | |
| 10 | 000 236 173 0 | Hexagonal nut | Iso4032 | M16 | 1 | |
| 11 | 000 235 089 0 | Split pin | I1234 | 4 X 22 | 3 | |
| 12 | 000 089 164 0 | Hydr.cylinder | | | 1 | from no. 09308611 see illustration plate 229 A |
| 12 | 000 070 341 2 | Hydr.Cylinder Cpl | | S | 1 | to No. 09308610 see illustration plate 229 |
| 13 | 000 238 053 0 | Washer | | 10,5x22 X3 | 2 | |
| 14 | 000 238 292 0 | Washer | | 10,5x22 X1 | 3 | |
| 15 | 000 636 633 0 | Hinge pin | | D10x65 | 1 | |
| 16 | 000 661 459 0 | Fork | | | 1 | |
| 17 | 000 238 060 0 | Washer | | 21 X 35 X4 | 1 | |
| 18 | 000 629 789 0 | Bearing tube | | | 1 | |
| 19 | 000 673 630 0 | Belt guide | | | 1 | |
| 20 | 000 236 170 0 | Hexagonal nut | Iso4032 | M8 | 1 | |
| 21 | 000 237 759 1 | Hexagonal screw | Iso4017 | m 8x25-Cp | 1 | |
| 22 | 000 008 553 0 | Bushing | | 30 X 34 X14 | 2 | |
| 23 | 000 661 463 0 | Couplin.lever ass | | | 1 | |
| 24 | 000 236 942 0 | Grease nipple | D71412 | As 6x1 | 1 | |
| 25 | 000 236 552 0 | Threaded pin | Iso4029 | M10x 8 | 1 | |
| 26 | 000 500 309 2 | Adjusting ring | | A30e8x45x15/M10 | 1 | |



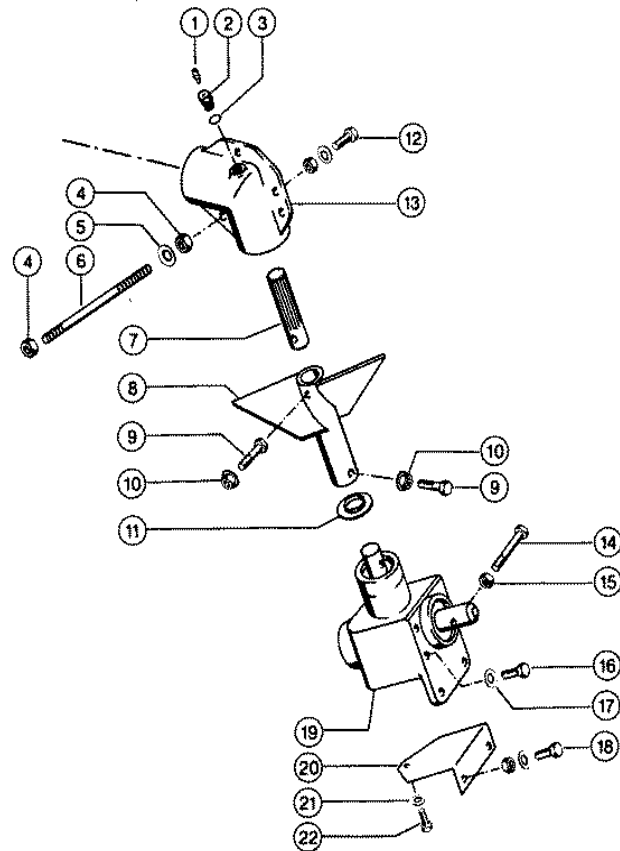
Characteristic: **GRAIN TANK INTERMEDIATE DRIVE**Illustration: **149**

| Pos. | Part-No. | Description | DIN | Dimension | Qty. | Remark |
|------|---------------|-------------------|---------|-----------------|------|--------|
| 1 | 000 610 449 0 | Flange bearing | | Bfa 30 | 2 | |
| 2 | 000 236 325 0 | Threaded pin | Iso4029 | m 8x10 | 2 | |
| 3 | 000 610 447 0 | Tension ring | | W.Ers.D.6104471 | 2 | |
| 4 | 000 610 446 0 | Metal flange | | Rb Y 206 | 4 | |
| 5 | 000 610 448 0 | Lock collar bear. | | Rä30nppbfa140/ | 2 | |
| 6 | 000 237 382 0 | Hexagonal screw | Iso4017 | M10x20 | 3 | |
| 6 | 000 236 171 0 | Hexagonal nut | Iso4032 | M10 | 3 | |
| 6 | 000 239 388 0 | Contact washer | | A10 | 3 | |
| 7 | 000 693 222 1 | Shaft | | D35x2230 | 1 | |
| 8 | 000 176 820 0 | Washer | | 10,5x 30 X1,5 | 3 | |
| 9 | 000 234 271 0 | Washer | | 8,4x 23 X2 | 4 | |
| 10 | 000 672 865 1 | Support | | 25x8x221 | 1 | |
| 11 | 000 236 171 0 | Hexagonal nut | Iso4032 | M10 | 2 | |
| 12 | 000 239 388 0 | Contact washer | | A10 | 2 | |
| 13 | 000 629 851 0 | Support assy. | | | 1 | |
| 14 | 000 653 530 0 | Pin | | D 10x 80mm | 1 | |
| 15 | 000 603 441 0 | Guide plate | | | 1 | |
| - | 000 239 255 0 | Rivet | D7338 | C5x18 | 2 | |
| 16 | 000 629 849 0 | Belt guide | | | 1 | |
| 17 | 000 239 387 0 | Contact washer | | A 8 | 3 | |
| 18 | 000 237 442 0 | Hexagonal screw | Iso4017 | M08x25 | 3 | |
| 19 | 000 672 860 0 | Spacer tube | | | 3 | |
| 20 | 000 235 521 0 | Hexagonal screw | Iso4014 | M08x60 | 2 | |
| 20 | 000 236 170 0 | Hexagonal nut | Iso4032 | M8 | 2 | |
| 20 | 000 239 387 0 | Contact washer | | A 8 | 2 | |
| 21 | 000 235 523 0 | Hexagonal screw | Iso4014 | M08x70 | 1 | |
| 21 | 000 236 170 0 | Hexagonal nut | Iso4032 | M8 | 1 | |
| 21 | 000 239 387 0 | Contact washer | | A 8 | 1 | |
| 22 | 000 600 047 0 | Housing | | 2x72x206 | 1 | |
| 23 | 000 687 106 0 | Wood.bear. half | | | 2 | |
| 24 | 000 661 982 0 | Support | | 70x3x234,2 | 1 | |
| 25 | 000 237 439 0 | Hexagonal screw | Iso4017 | M08x16 | 7 | |
| 25 | 000 236 170 0 | Hexagonal nut | Iso4032 | M8 | 7 | |
| 25 | 000 239 387 0 | Contact washer | | A 8 | 7 | |
| 26 | 000 237 453 0 | Hexagonal screw | Iso4017 | M10x30 | 3 | |
| 27 | 000 239 394 1 | Contact washer | | B10 | 6 | |
| 28 | 000 236 171 0 | Hexagonal nut | Iso4032 | M10 | 6 | |
| 29 | 000 239 388 0 | Contact washer | | A10 | 3 | |
| 30 | 000 629 769 1 | Power band belt | | | 1 | |
| 31 | 000 629 311 1 | V-belt pulley | | | 1 | |
| 33 | 000 007 615 0 | Gib-head key | D6887 | 10x 8x 50 | 1 | |
| 34 | 000 629 762 1 | Bandage | | 4x40x379 | 1 | |
| 35 | 000 237 382 0 | Hexagonal screw | Iso4017 | M10x20 | 1 | |
| 35 | 000 236 171 0 | Hexagonal nut | Iso4032 | M10 | 1 | |
| 35 | 000 239 388 0 | Contact washer | | A10 | 1 | |
| 36 | 000 238 242 0 | Washer | | 10,5x 60 X3 | 2 | |



Characteristic: **GRAIN TANK UNLOADING DRIVE**Illustration: **150**

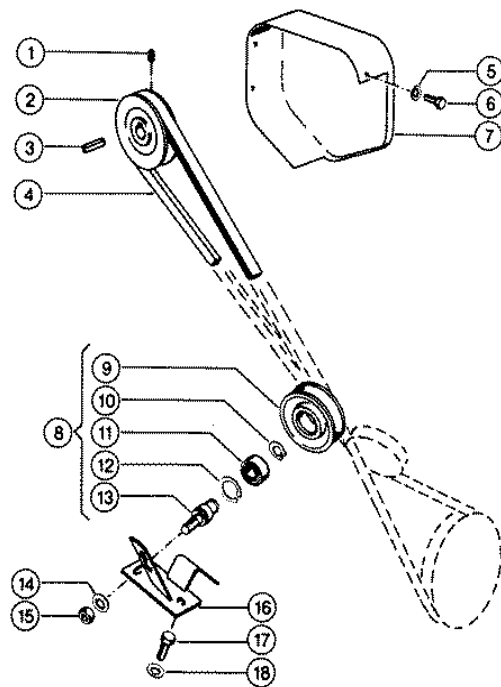
| Pos. | Part-No. | Description | DIN | Dimension | Qty. | Remark |
|------|---------------|-------------------|---------|---------------|------|----------------------------|
| 1 | 000 237 383 0 | Hexagonal screw | Iso4017 | M10x25 | 4 | |
| 1 | 000 236 171 0 | Hexagonal nut | Iso4032 | M10 | 4 | |
| 1 | 000 239 388 0 | Contact washer | | A10 | 4 | |
| 2 | 000 236 200 0 | Hexagonal screw | Iso4017 | M08x20 | 2 | |
| 2 | 000 236 170 0 | Hexagonal nut | Iso4032 | M8 | 2 | |
| 2 | 000 239 387 0 | Contact washer | | A 8 | 2 | |
| 3 | 000 693 225 1 | Bearing plate | | 5x243x406 | 1 | |
| 4 | 000 235 532 0 | Hexagonal screw | Iso4017 | M10x40 | 3 | |
| 4 | 000 236 171 0 | Hexagonal nut | Iso4032 | M10 | 3 | |
| 4 | 000 239 388 0 | Contact washer | | A10 | 3 | |
| 5 | 000 818 101 0 | Roller chain | | 19,05 T 79ro | 1 | |
| 6 | 000 002 864 0 | Chain inner link | | 19,05x13,5 | N.B | |
| 7 | 000 002 859 0 | Chain Lock Bend. | | 19,05x13,5 | N.B | |
| 8 | 000 002 858 0 | Chain Lock Str. | | 19,05x13,5 | N.B | |
| 9 | 000 503 814 2 | Sprocket | | 19,05 Tlg 14z | 1 | |
| 10 | 000 007 612 0 | Gib-head key | D6887 | 10x 8x 40 | 1 | |
| 11 | 000 237 383 0 | Hexagonal screw | Iso4017 | M10x25 | 3 | |
| 11 | 000 236 171 0 | Hexagonal nut | Iso4032 | M10 | 3 | |
| 11 | 000 239 388 0 | Contact washer | | A10 | 3 | |
| 12 | 000 693 224 0 | Support | | 40x8x623 | 1 | |
| 13 | 000 235 535 0 | Hexagonal screw | Iso4017 | M10x55 | 2 | |
| 13 | 000 236 171 0 | Hexagonal nut | Iso4032 | M10 | 1 | |
| 13 | 000 239 388 0 | Contact washer | | A10 | 1 | |
| 14 | 000 239 394 1 | Contact washer | | B10 | 1 | |
| 15 | 000 684 336 1 | Tensioning block | | 11x61,3x12 | 1 | |
| 16 | 000 619 433 0 | Spacer tube | | D11xd22x19 | 1 | |
| 17 | 000 684 806 0 | Spacer ring | | | 1 | |
| 18 | 000 616 068 1 | Metal flange | | Rb Y 207 | 1 | |
| 19 | 000 616 066 0 | Lock collar bear. | | Yen 207 | 1 | |
| 20 | 000 672 089 0 | Flange ring | | D122 X 11 | 1 | |
| 21 | 000 616 067 1 | Tension ring | | 35 | 1 | |
| 22 | 000 213 824 0 | Threaded pin | Iso4029 | m 8x1x 8 | 1 | fine thread (m 8X1) |
| 22 | 000 236 325 0 | Threaded pin | Iso4029 | m 8x10 | 1 | standard thread (m 8X1.25) |
| 23 | 000 608 985 0 | Sprocket | | 50 Z. | 1 | |
| 24 | 000 678 783 2 | Bushing | D1494 | 35w40x26-Ld | 1 | |
| 25 | 000 608 982 1 | Flange | | | 1 | |
| 26 | 000 235 532 0 | Hexagonal screw | Iso4017 | M10x40 | 1 | |
| 27 | 000 237 947 0 | Securing nut | Iso7042 | M10 | 1 | |
| 28 | 000 007 612 0 | Gib-head key | D6887 | 10x 8x 40 | 1 | |



Characteristic: **GRAIN TANK UNLOADIND TUBE DRIVE**

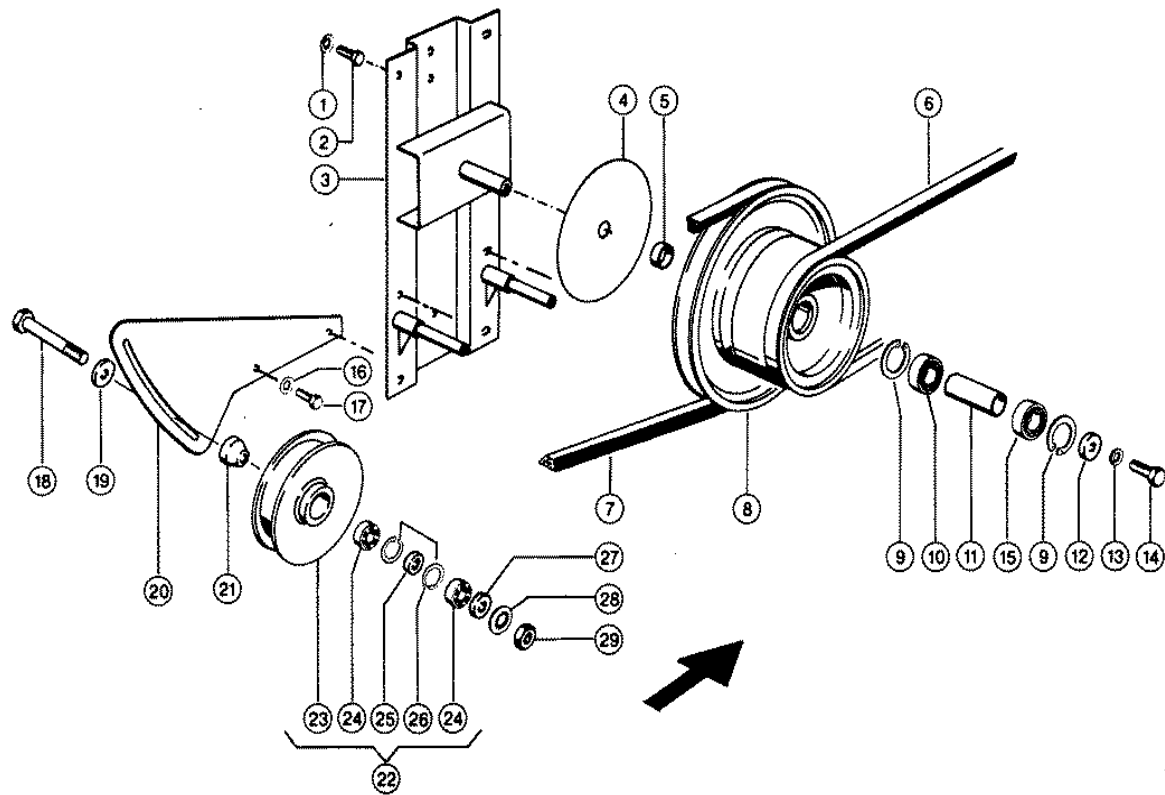
Illustration: **151**

| Pos. | Part-No. | Description | DIN | Dimension | Qty. | Remark |
|------|---------------|-----------------|---------|----------------|------|--------|
| 1 | 000 236 942 0 | Grease nipple | D71412 | As 6x1 | 1 | |
| 2 | 000 608 927 0 | Screw Plug | | | 1 | |
| 3 | 000 244 850 0 | Seal ring | Din7603 | A20x24x1,5 | 1 | |
| 4 | 000 235 601 0 | Hexagonal nut | Iso4032 | M14 | 3 | |
| 5 | 000 239 390 0 | Contact washer | | A14 | 2 | |
| 6 | 000 642 986 0 | Stud | | D14x235 | 1 | |
| 7 | 000 603 837 0 | Tooth shaft | | D35x128 | 1 | |
| 8 | 000 603 836 0 | Agitator | | | 1 | |
| 9 | 000 603 353 0 | Hexagonal screw | | M12x1,5x11x73 | 2 | |
| 10 | 000 215 201 1 | Flat collar nut | Din7436 | M12 | 2 | |
| 11 | 000 608 823 0 | Synthetic bush | | 35,1x 40/62,1x | 1 | |
| 12 | 000 237 874 0 | Hexagonal screw | Iso4017 | M10x35 | 3 | |
| 12 | 000 236 171 0 | Hexagonal nut | Iso4032 | M10 | 3 | |
| 12 | 000 239 388 0 | Contact washer | | A10 | 3 | |
| 13 | 000 608 931 3 | Angle drive | 1012370 | | 1 | |
| 14 | 000 608 850 0 | Hexagonal screw | Iso4014 | M12x95x18 | 1 | |
| 15 | 000 238 234 0 | Securing nut | Iso7042 | M12 | 1 | |
| 16 | 000 237 383 0 | Hexagonal screw | Iso4017 | M10x25 | 4 | |
| 17 | 000 239 388 0 | Contact washer | | A10 | 4 | |
| 18 | 000 237 383 0 | Hexagonal screw | Iso4017 | M10x25 | 2 | |
| 18 | 000 236 171 0 | Hexagonal nut | Iso4032 | M10 | 2 | |
| 18 | 000 239 388 0 | Contact washer | | A10 | 2 | |
| 19 | 000 603 839 1 | Angle drive | | | 1 | |
| 20 | 000 608 541 2 | Gearbox cover | | 2x120x170 | 1 | |
| 21 | 000 215 003 0 | Contact washer | | Ers.D.2393860 | 1 | |
| 22 | 000 237 464 0 | Hexagonal screw | Iso4017 | M06x12 | 1 | |



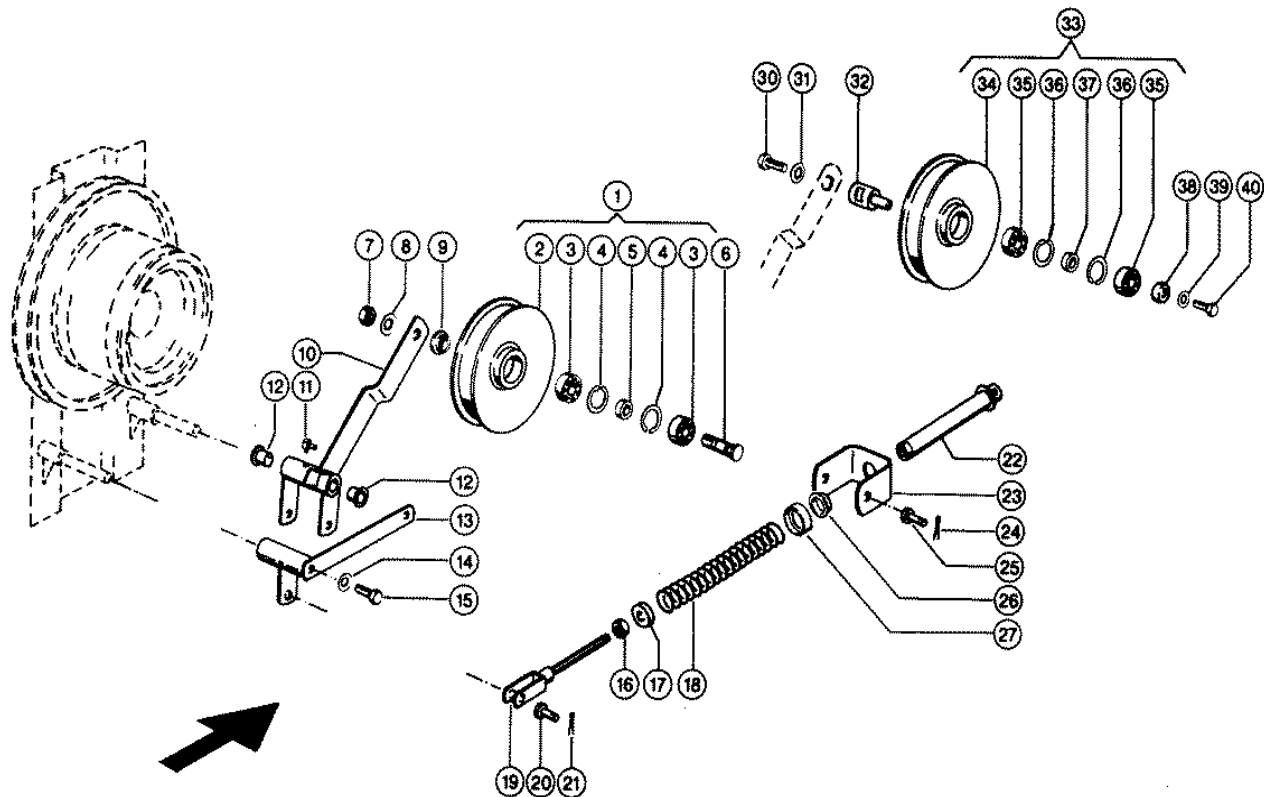
Characteristic: **LEVELLING AUGER - DRIVE**Illustration: **152**

| Pos. | Part-No. | Description | DIN | Dimension | Qty. | Remark |
|------|---------------|-------------------|---------|--------------|------|--------|
| 1 | 000 236 325 0 | Threaded pin | Iso4029 | m 8x10 | 1 | |
| 2 | 000 785 162 1 | V-belt pulley | | D 125 | 1 | |
| 3 | 000 238 210 0 | Parallel key | D6885 | A 8x 7x 36 | 1 | |
| 4 | 000 802 931 0 | V-belt | | | 1 | |
| 5 | 000 239 393 1 | Contact washer | | B 8 | 3 | |
| 6 | 000 237 439 0 | Hexagonal screw | Iso4017 | M08x16 | 3 | |
| 7 | 000 605 745 0 | Guard | | 235x 240x80 | 1 | |
| 8 | 000 773 232 0 | Tension roll cpl. | | D 112 mm | 2 | |
| 9 | 000 773 231 1 | Tension roll | | D 112 mm | 2 | |
| 10 | 000 235 155 0 | Circlip | D471 | 20x1,2 | 2 | |
| 11 | 000 235 911 0 | Grvd.ball bearing | D625 | 6204 Z | 2 | |
| 12 | 000 235 181 0 | Circlip | D472 | 47x1,75 | 2 | |
| 13 | 000 772 620 0 | Pin | | M12x20j6x 56 | 2 | |
| 14 | 000 239 395 1 | Contact washer | | B12 | 2 | |
| 15 | 000 236 172 0 | Hexagonal nut | Iso4032 | M12 | 2 | |
| 16 | 000 605 752 0 | Support | | | 1 | |
| 17 | 000 237 382 0 | Hexagonal screw | Iso4017 | M10x20 | 2 | |
| 18 | 000 239 394 1 | Contact washer | | B10 | 2 | |



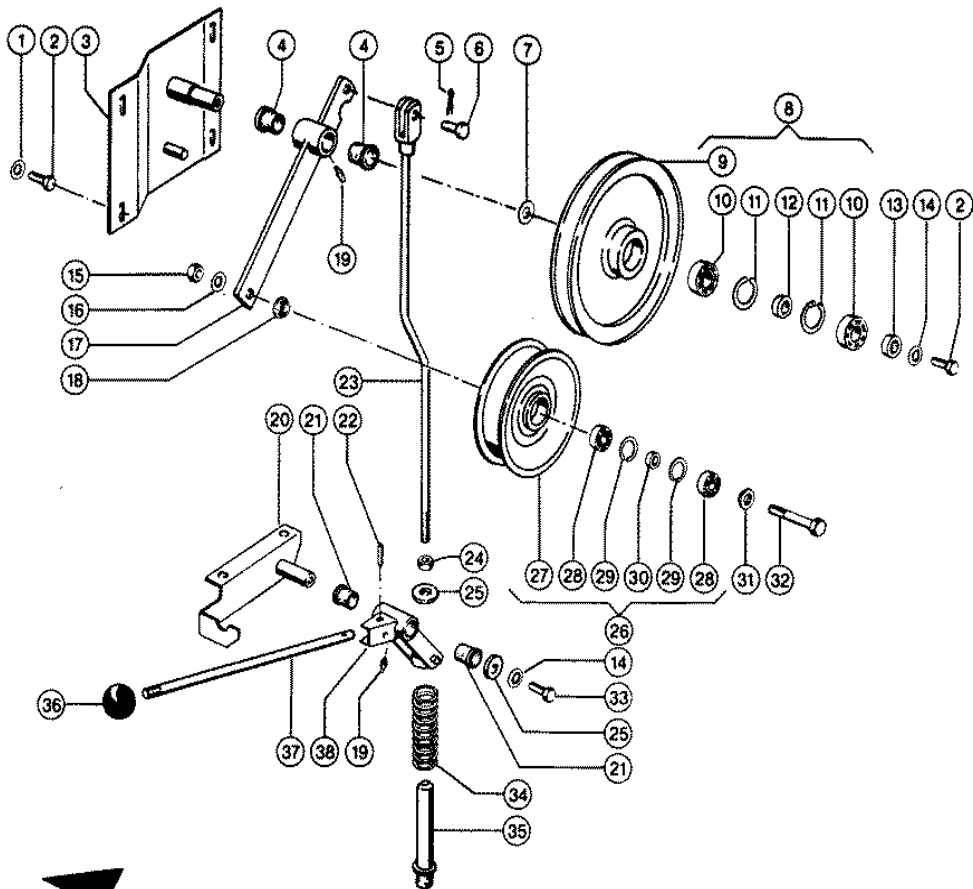
Characteristic: **STRAW CHOPPER; INTERMEDIATE DRIVE**Illustration: **153**

| Pos. | Part-No. | Description | DIN | Dimension | Qty. | Remark |
|------|---------------|-------------------|---------|--------------|------|---------------|
| 1 | 000 239 388 0 | Contact washer | | A10 | 6 | |
| 2 | 000 237 383 0 | Hexagonal screw | Iso4017 | M10x25 | 6 | |
| 3 | 000 065 609 0 | Support | | | 1 | |
| 4 | 000 061 563 0 | Washer | | D250x1 | 1 | |
| 5 | 000 065 616 0 | Spacer ring | | D30,1xd35x10 | 1 | |
| 6 | 000 060 306 3 | V-belt | | | 1 | |
| 7 | 000 061 361 0 | V-belt | | | 1 | for grain |
| 7 | 000 061 213 0 | V-belt | | | 1 | for corn |
| 8 | 000 065 613 0 | V-belt pulley | | | 1 | |
| 9 | 000 235 184 0 | Circlip | D472 | 62x2 | 2 | |
| 10 | 000 215 467 0 | Grvd.ball bearing | | 6206-2rs*-C3 | 1 | |
| 11 | 000 644 487 0 | Spacer tube | | 35x4x91.2 | 1 | |
| 12 | 000 712 415 0 | Washer | | 12,5x 45 X10 | 1 | |
| 13 | 000 239 389 0 | Contact washer | | A12 | 1 | |
| 14 | 000 237 572 0 | Hexagonal screw | Iso4017 | M12x35 | 1 | |
| 15 | 000 216 040 0 | Ang. ball bearing | D628 | 3206-2rs/C3 | 1 | at reinforced |
| 16 | 000 239 388 0 | Contact washer | | A10 | 2 | |
| 17 | 000 237 453 0 | Hexagonal screw | Iso4017 | M10x30 | 2 | |
| 18 | 000 215 007 0 | Fitting screw | Din7968 | M16x95 | 1 | |
| 19 | 000 233 488 0 | Washer | | 17 X 45 X8 | 1 | |
| 20 | 000 065 644 2 | Console | | 4x176x442 | 1 | |
| 21 | 000 661 283 0 | Washer | | D50x19 | 1 | |
| 22 | 000 629 278 1 | Tension roll ass | | D 221 mm | 1 | |
| 23 | 000 720 792 1 | Tension roll | | D 200 | 1 | |
| 24 | 000 237 709 0 | Grvd.ball bearing | | 6203-2rs* | 1 | |
| 25 | 000 629 825 1 | Spacer ring | | D25x17,1x11 | 1 | |
| 26 | 000 235 179 0 | Circlip | D472 | 40x1,75 | 2 | |
| 27 | 000 624 352 0 | Spacer window | | D32x7 | 1 | |
| 28 | 000 239 391 0 | Contact washer | | A16 | 1 | |
| 29 | 000 236 173 0 | Hexagonal nut | Iso4032 | M16 | 1 | |



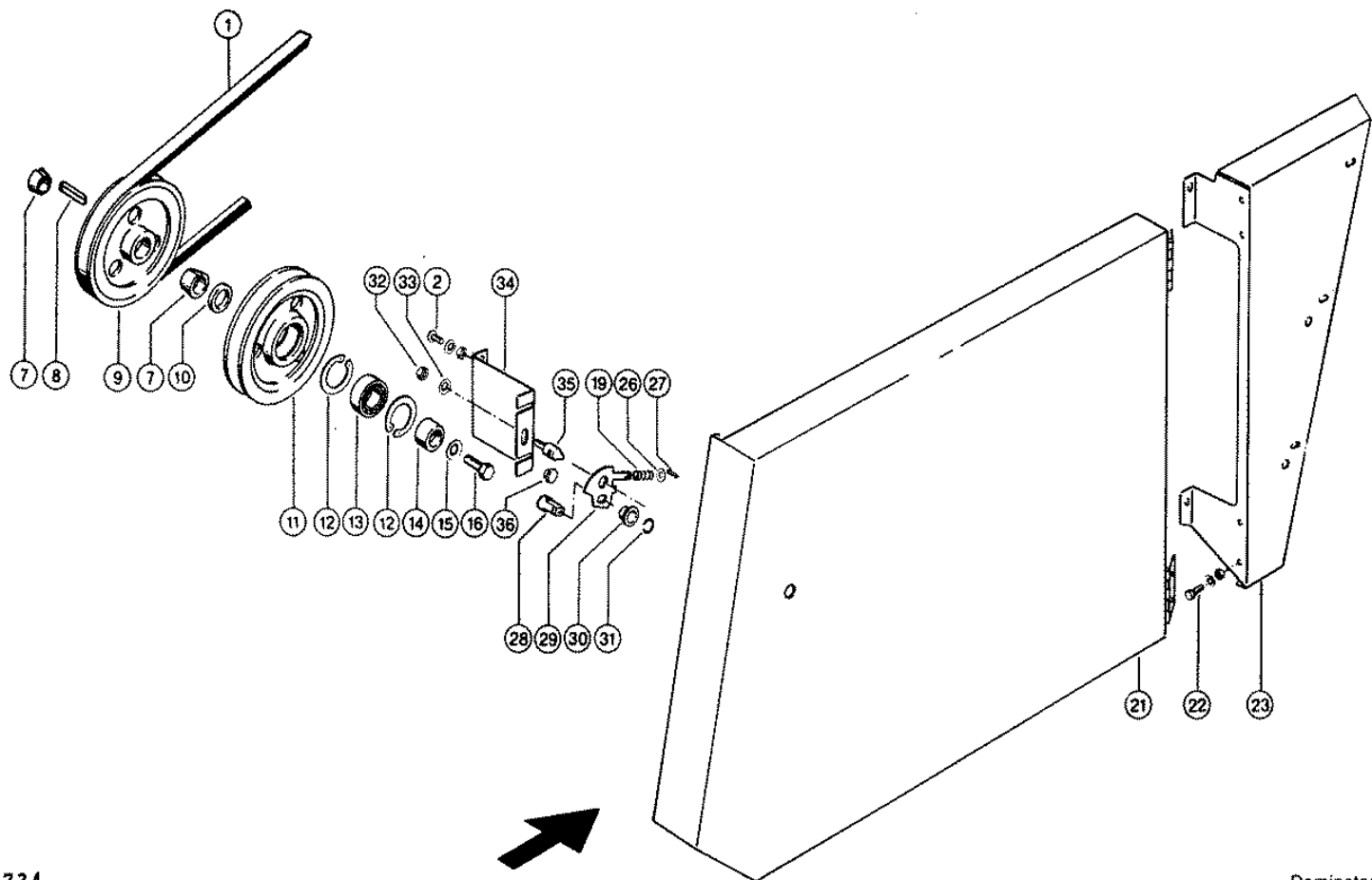
Characteristic: **STRAW CHOPPER; V-BELT TENSIONER**Illustration: **154**

| Pos. | Part-No. | Description | DIN | Dimension | Qty. | Remark |
|------|---------------|-------------------|---------|---------------|------|--------|
| 1 | 000 629 278 1 | Tension roll ass | | D 221 mm | 1 | |
| 2 | 000 720 792 1 | Tension roll | | D 200 | 1 | |
| 3 | 000 237 709 0 | Grvd.ball bearing | | 6203-2rs* | 2 | |
| 4 | 000 235 179 0 | Circlip | D472 | 40x1,75 | 2 | |
| 5 | 000 629 825 1 | Spacer ring | | D25x17,1x11 | 1 | |
| 6 | 000 624 354 0 | Pin | | M16x 17h9x 72 | 1 | |
| 7 | 000 236 173 0 | Hexagonal nut | Iso4032 | M16 | 1 | |
| 8 | 000 239 391 0 | Contact washer | | A16 | 1 | |
| 9 | 000 624 352 0 | Spacer window | | D32x7 | 1 | |
| 10 | 000 061 461 1 | Tens.roll holder | | | 1 | |
| 11 | 000 236 943 0 | Grease nipple | Din714 | 12s 6x1 | 1 | |
| 12 | 000 008 523 0 | Bushing | | 22 X 26 X13 | 2 | |
| 13 | 000 061 066 0 | Lever | | | 1 | |
| 14 | 000 239 388 0 | Contact washer | | A10 | 2 | |
| 15 | 000 237 383 0 | Hexagonal screw | Iso4017 | M10x25 | 2 | |
| 16 | 000 236 172 0 | Hexagonal nut | Iso4032 | M12 | 1 | |
| 17 | 000 234 377 0 | Washer | | 13 X 40 X6 | 1 | |
| 18 | 000 629 579 0 | Compress.spring | | 5,6 X 36 X272 | 1 | |
| 19 | 000 629 571 0 | Threaded fork | | | 1 | |
| 20 | 000 632 133 0 | Pin | | B10a12x 28 | 1 | |
| 21 | 000 235 089 0 | Split pin | I1234 | 4 X 22 | 1 | |
| 22 | 000 629 576 0 | Spring guide | | 205 lang | 1 | |
| 23 | 000 061 471 0 | Bracket | | 65x5x253 | 1 | |
| 24 | 000 236 152 0 | Split pin | I1234 | 3,2x 22 | 2 | |
| 25 | 000 237 932 0 | Pin | I2341 | B10a11x 20 | 2 | |
| 26 | 000 673 665 0 | Bushing | | 30 X 34 X 6 | 1 | |
| 27 | 000 661 302 1 | Pressure ring | | D50 X12,5 | 1 | |
| 30 | 000 237 376 0 | Hexagonal screw | Iso4017 | M16x30 | 1 | |
| 31 | 000 239 391 0 | Contact washer | | A16 | 1 | |
| 32 | 000 065 615 0 | Pin | | D 30x67 | 1 | |
| 33 | 000 629 278 1 | Tension roll ass | | D 221 mm | 1 | |
| 34 | 000 720 792 1 | Tension roll | | D 200 | 1 | |
| 35 | 000 237 709 0 | Grvd.ball bearing | | 6203-2rs* | 2 | |
| 36 | 000 235 179 0 | Circlip | D472 | 40x1,75 | 2 | |
| 37 | 000 629 825 1 | Spacer ring | | D25x17,1x11 | 1 | |
| 38 | 000 523 305 0 | Guide bushing | | D22xd11 X5 | 1 | |
| 39 | 000 239 388 0 | Contact washer | | A10 | 1 | |
| 40 | 000 237 382 0 | Hexagonal screw | Iso4017 | M10x20 | 1 | |



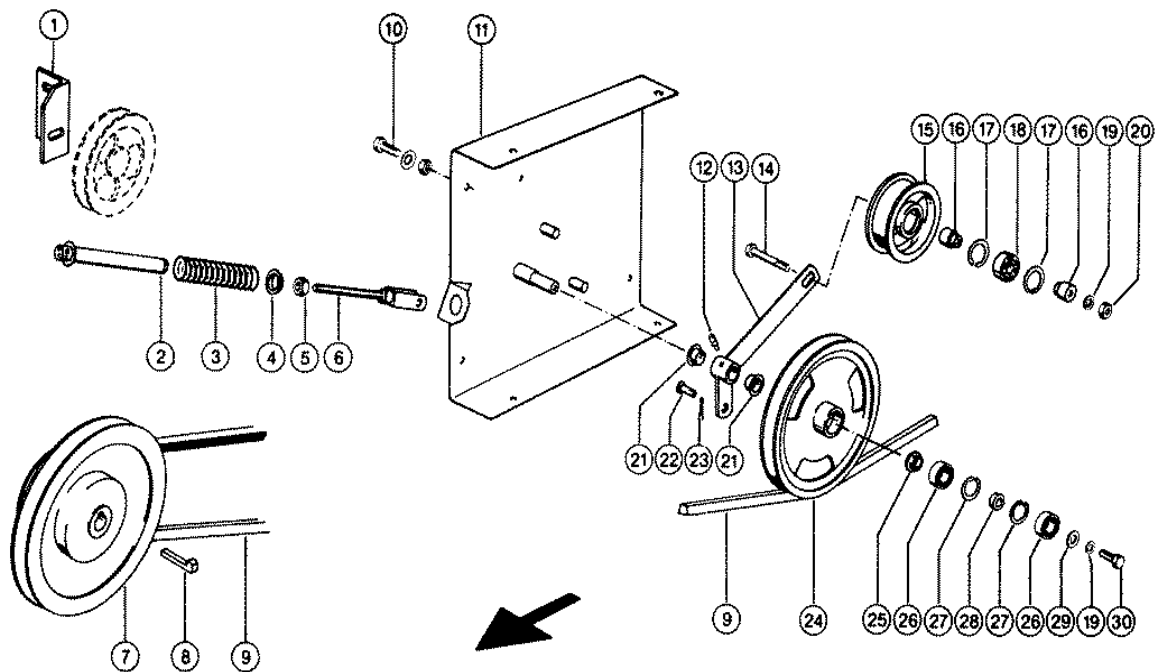
Characteristic: **STRAW CHOPPER; TENSIONING DEVICE**Illustration: **155**

| Pos. | Part-No. | Description | DIN | Dimension | Qty. | Remark |
|------|---------------|-------------------|---------|----------------|------|--------|
| 1 | 000 239 395 1 | Contact washer | | B12 | 2 | |
| 2 | 000 236 056 0 | Hexagonal screw | Iso4017 | M12x25 | 4 | |
| 3 | 000 061 757 1 | Support | | | 1 | |
| 4 | 000 008 550 0 | Bushing | | 30 X 34 X21 | 2 | |
| 5 | 000 235 089 0 | Split pin | I1234 | 4 X 22 | 1 | |
| 6 | 000 632 133 0 | Pin | | B10a12x 28 | 1 | |
| 7 | 000 233 515 0 | Shims | | 26 X 42 X3 | 1 | |
| 8 | 000 724 374 0 | Guide roller ass | | | 1 | |
| 9 | 000 724 375 0 | Return guide roll | | D 310 mm | 1 | |
| 10 | 000 215 517 0 | Grvd.ball bearing | | 6205-2rs*-C3 | 2 | |
| 11 | 000 235 182 0 | Circlip | D472 | 52x2 | 2 | |
| 12 | 000 629 025 2 | Spacer ring | | 33,7x25,2x14 | 1 | |
| 13 | 000 060 915 0 | Washer | | 13 X 35 X10 | 1 | |
| 14 | 000 239 389 0 | Contact washer | | A12 | 2 | |
| 15 | 000 236 173 0 | Hexagonal nut | Iso4032 | M16 | 1 | |
| 16 | 000 239 391 0 | Contact washer | | A16 | 1 | |
| 17 | 000 061 754 2 | Tens.roll holder | | | 1 | |
| 18 | 000 624 352 0 | Spacer window | | D32x7 | 1 | |
| 19 | 000 236 942 0 | Grease nipple | D71412 | As 6x1 | 2 | |
| 20 | 000 061 762 1 | Angle | | | 1 | |
| 21 | 000 008 534 0 | Bushing | | 26 X 30 X24 | 2 | |
| 22 | 000 235 679 2 | Tensioning pin | Iso8752 | 28 X 30-N | 1 | |
| 23 | 000 061 765 2 | Pull rod | | | 1 | |
| 24 | 000 236 172 0 | Hexagonal nut | Iso4032 | M12 | 1 | |
| 25 | 000 234 377 0 | Washer | | 13 X 40 X6 | 2 | |
| 26 | 000 603 187 2 | Tens.roll preass. | | D 221 mm | 1 | |
| 27 | 000 603 034 1 | Tension roll | | D 200 | 1 | |
| 28 | 000 239 434 0 | Grvd.ball bearing | | 6303-2rs* Dduc | 2 | |
| 29 | 000 235 181 0 | Circlip | D472 | 47x1,75 | 2 | |
| 30 | 000 603 010 0 | Spacer ring | | D17,2xd26,15x7 | 1 | |
| 31 | 000 603 148 0 | Clamping ring | | | 1 | |
| 32 | 000 216 142 0 | Hex. Bolt | Din7968 | M16x85 | 1 | |
| 33 | 000 237 458 0 | Hexagonal screw | Iso4017 | M12x20 | 1 | |
| 34 | 000 629 579 0 | Compress.spring | | 5,6 X 36 X272 | 1 | |
| 35 | 000 629 576 0 | Spring guide | | 205 lang | 1 | |
| 36 | 000 631 752 0 | Ball knob | D319 | C 50 | 1 | |
| 37 | 000 061 759 2 | Lever | | D18x470 | 1 | |
| 38 | 000 061 761 0 | Hub | | | 1 | |



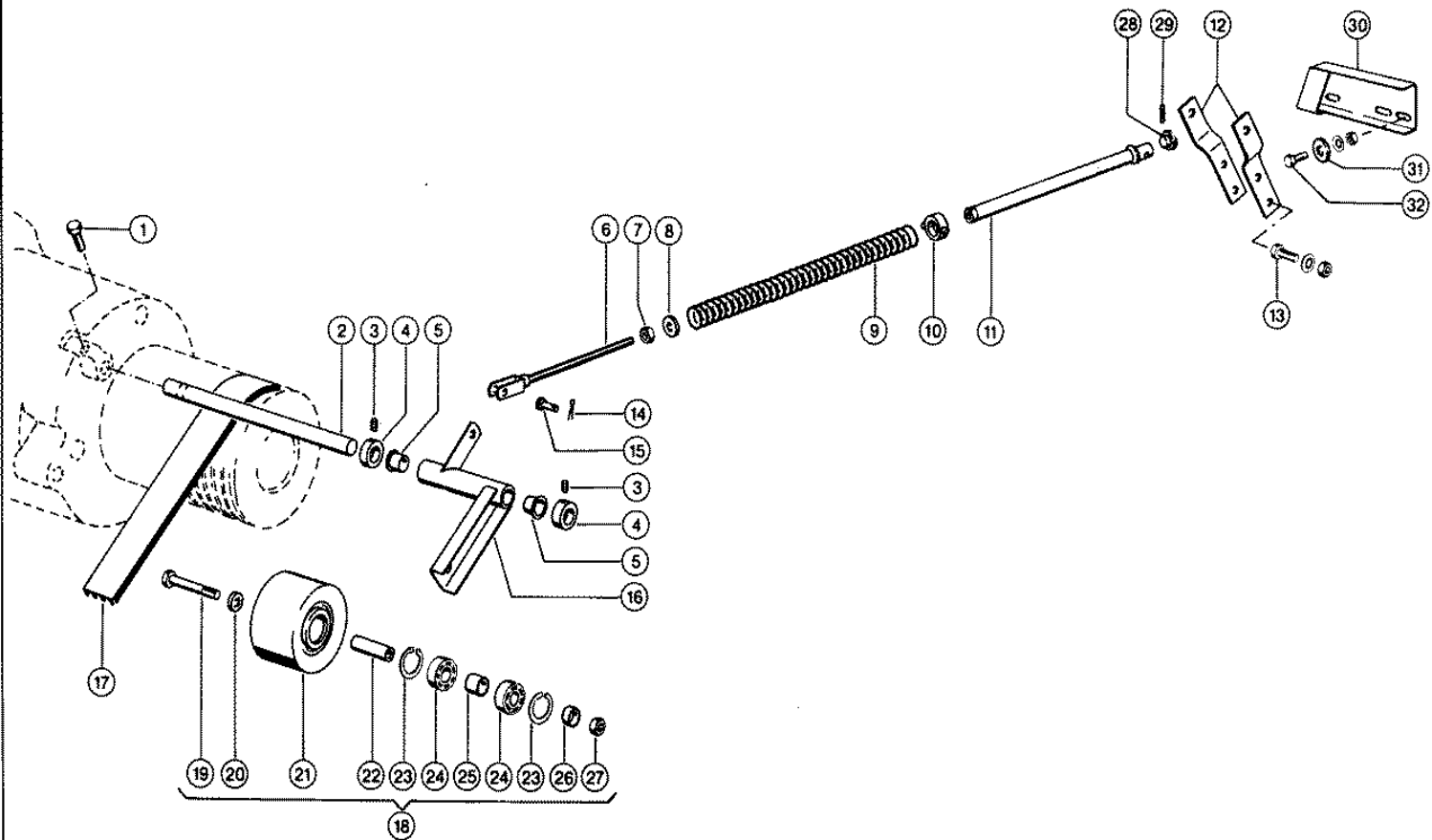
Characteristic: **STRAW CHOPPER; CUTTING CYLINDER DRIVE**Illustration: **156**

| Pos. | Part-No. | Description | DIN | Dimension | Qty. | Remark |
|------|---------------|-------------------|---------|---------------|------|-----------|
| 1 | 000 061 361 0 | V-belt | | | 1 | for grain |
| 1 | 000 061 213 0 | V-belt | | | 1 | for corn |
| 2 | 000 610 097 1 | Flat head bolt | | m 8x 16 | 2 | |
| 2 | 000 236 170 0 | Hexagonal nut | Iso4032 | M8 | 2 | |
| 2 | 000 239 387 0 | Contact washer | | A 8 | 2 | |
| 7 | 000 702 587 0 | Tapered ring | | D 35 | 2 | |
| 8 | 000 665 260 0 | Parallel key | D6885 | A 10x 8x 30 | 1 | |
| 9 | 000 061 364 0 | V-belt pulley | | D 227 mm | 1 | for grain |
| 9 | 000 061 366 1 | V-belt pulley | | D 248 mm | 1 | for corn |
| 10 | 000 712 414 0 | Back-up ring | | D35xd45x6 | 1 | |
| 11 | 000 061 363 0 | V-belt pulley | | D 227 mm | 1 | for grain |
| 11 | 000 061 367 0 | V-belt pulley | | D 248 mm | 1 | for corn |
| 12 | 000 235 186 0 | Circlip | Din472 | 72x2,5 | 2 | |
| 13 | 000 235 869 0 | Grvd.ball bearing | | 6207 Dduc m | 1 | |
| 14 | 000 061 582 0 | Bushing | | D45x35 | 1 | |
| 15 | 000 239 391 0 | Contact washer | | A16 | 1 | |
| 16 | 000 235 585 0 | Hexagonal screw | Iso4017 | M16x45 | 1 | |
| 19 | 000 503 693 0 | Compress.spring | | 1,5 X 14 X 33 | 1 | |
| 21 | 000 663 731 0 | Guard plate | | | 1 | |
| 22 | 000 237 464 0 | Hexagonal screw | Iso4017 | M06x12 | 4 | |
| 22 | 000 236 169 0 | Hexagonal nut | Iso4032 | M6 | 4 | |
| 22 | 000 239 386 0 | Contact washer | | A 6 | 4 | |
| 23 | 000 061 949 0 | Supporting plate | | 1,5x500x882 | 1 | |
| 26 | 000 236 840 0 | Washer | | 13 X 22 X1 | 1 | |
| 27 | 000 235 647 3 | Tensioning pin | Iso8752 | 25 X 26-N | 1 | |
| 28 | 000 739 163 1 | Shaft | | D22,15x38 | 1 | |
| - | 000 235 484 0 | Hex. driver | Din911 | 8 | 1 | |
| 29 | 000 739 162 1 | Locking plate | | 5x80x88,5 | 1 | |
| 30 | 000 008 523 0 | Bushing | | 22 X 26 X13 | 1 | |
| 31 | 000 215 899 0 | Snap ring | Din7993 | A 22 | 1 | |
| 32 | 000 237 886 0 | Hexagonal nut | Iso4032 | M10 | 1 | |
| 33 | 000 239 388 0 | Contact washer | | A10 | 1 | |
| 34 | 000 663 730 0 | Support | | 2x145x183 | 1 | |
| 35 | 000 648 620 0 | Pin | | D18x 50 | 1 | |
| 36 | 000 687 747 0 | Rubber pad | | D18x10 | 2 | |



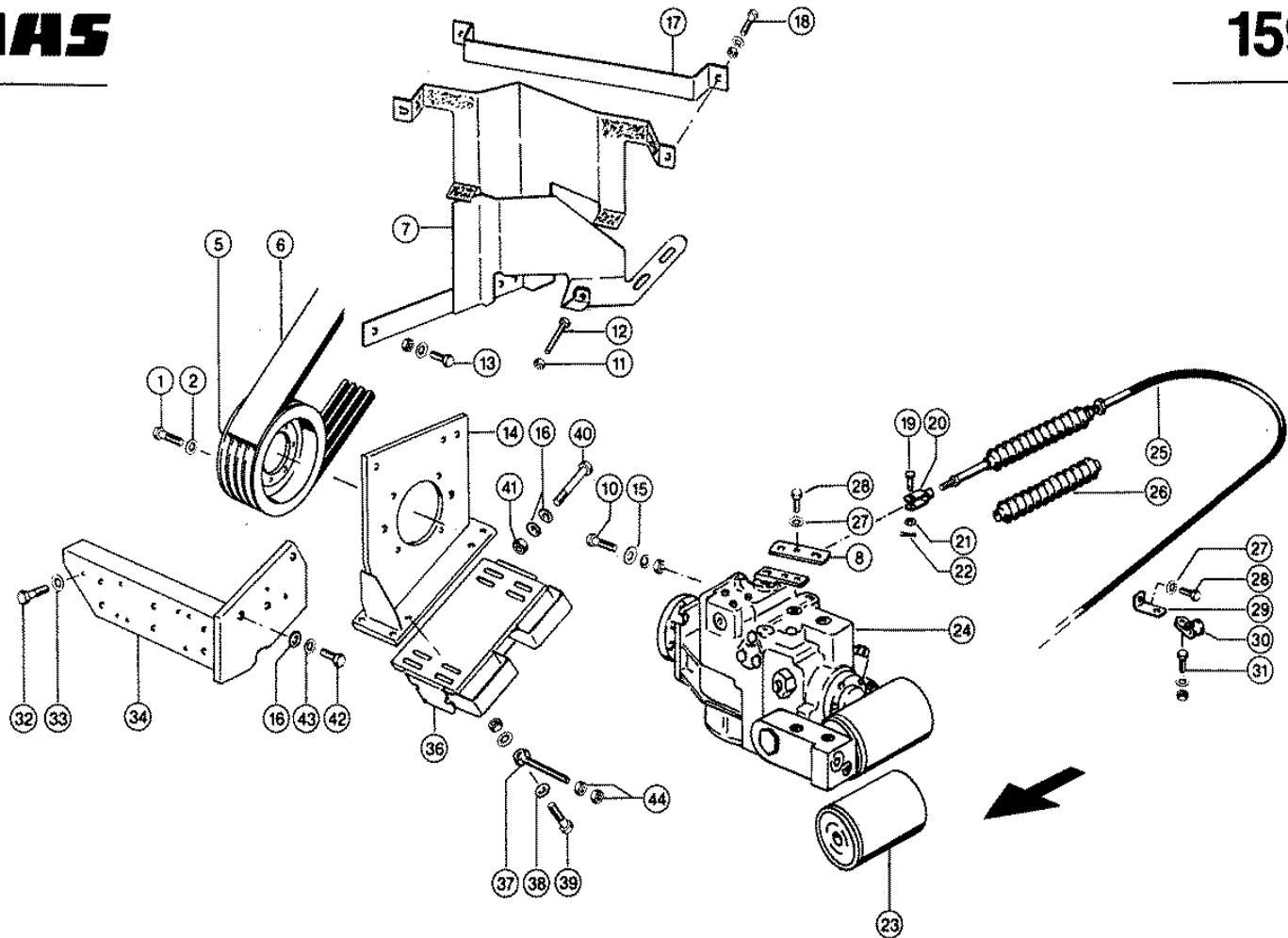
Characteristic: **STRAW SPREADER**Illustration: **157**

| Pos. | Part-No. | Description | DIN | Dimension | Qty. | Remark |
|------|---------------|-------------------|---------|----------------|------|--------|
| 1 | 000 050 218 0 | Angle | | L60x55x5x120 | 1 | |
| 2 | 000 629 576 0 | Spring guide | | 205 lang | 1 | |
| 3 | 000 702 506 0 | Compress.spring | | 4,25x 32,5x270 | 1 | |
| 4 | 000 673 665 0 | Bushing | | 30 X 34 X 6 | 1 | |
| 5 | 000 236 172 0 | Hexagonal nut | Iso4032 | M12 | 1 | |
| 6 | 000 629 571 0 | Threaded fork | | | 1 | |
| 7 | 000 050 114 0 | V-belt pulley | | D 342/190 mm | 1 | |
| 8 | 000 007 614 0 | Gib-head key | Din688 | 710x 8x 45 | 1 | |
| 9 | 000 623 427 1 | V-belt | | | 1 | |
| 10 | 000 237 382 0 | Hexagonal screw | Iso4017 | M10x20 | 4 | |
| 10 | 000 236 171 0 | Hexagonal nut | Iso4032 | M10 | 4 | |
| 10 | 000 239 394 1 | Contact washer | | B10 | 8 | |
| 11 | 000 050 175 1 | Plate | | | 1 | |
| 12 | 000 236 942 0 | Grease nipple | D71412 | As 6x1 | 1 | |
| 13 | 000 050 182 0 | Tens.roll holder | | | 1 | |
| 14 | 000 235 538 0 | Hexagonal screw | Iso4014 | M10x70 | 1 | |
| 15 | 000 785 163 0 | Tension roll | | D 135 mm | 1 | |
| 16 | 000 789 921 0 | Centering bolt | | | 2 | |
| 17 | 000 235 181 0 | Circlip | D472 | 47x1,75 | 2 | |
| 18 | 000 236 752 0 | Grvd.ball bearing | | 6204-2rs* | 1 | |
| 19 | 000 239 388 0 | Contact washer | | A10 | 2 | |
| 20 | 000 236 171 0 | Hexagonal nut | Iso4032 | M10 | 1 | |
| 21 | 000 008 523 0 | Bushing | | 22 X 26 X13 | 2 | |
| 22 | 000 632 133 0 | Pin | | B10a12x 28 | 1 | |
| 23 | 000 235 089 0 | Split pin | I1234 | 4 X 22 | 1 | |
| 24 | 000 050 115 0 | V-belt pulley | | D 281 mm | 1 | |
| 25 | 000 624 352 0 | Spacer window | | D32x7 | 1 | |
| 26 | 000 237 709 0 | Grvd.ball bearing | | 6203-2rs* | 2 | |
| 27 | 000 235 179 0 | Circlip | D472 | 40x1,75 | 2 | |
| 28 | 000 629 825 1 | Spacer ring | | D25x17,1x11 | 1 | |
| 29 | 000 234 325 0 | Washer | | 11 X 21 X3 | 1 | |
| 30 | 000 237 382 0 | Hexagonal screw | Iso4017 | M10x20 | 1 | |



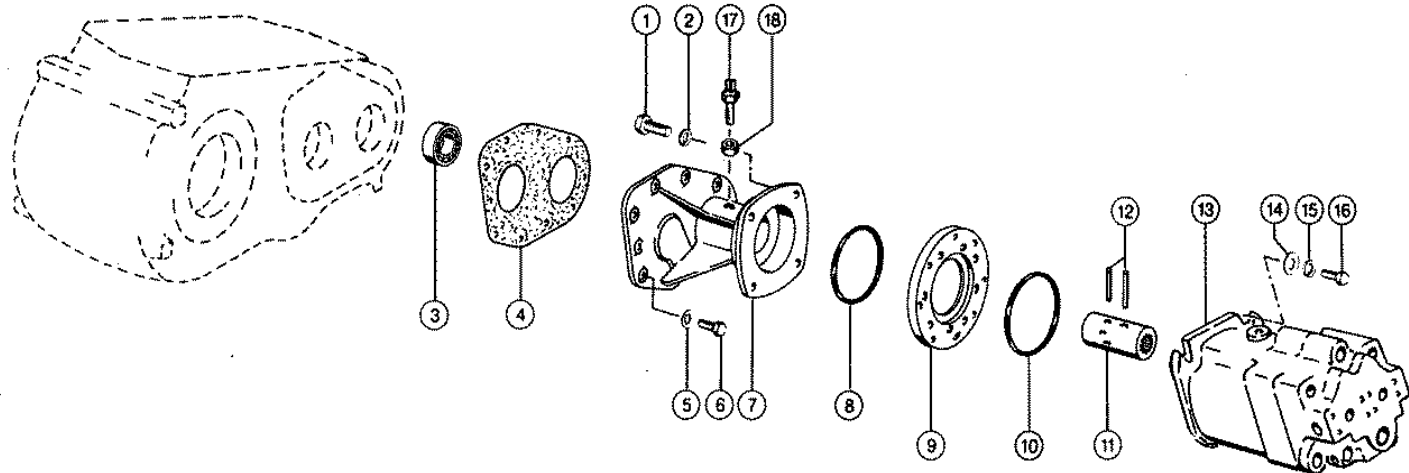
Characteristic: **DRIVE TENSIONER**Illustration: **158**

| Pos. | Part-No. | Description | DIN | Dimension | Qty. | Remark |
|------|---------------|-------------------|---------|-----------------|------|-------------------|
| 1 | 000 772 254 0 | Hexagonal screw | Iso4017 | M12x25-Cp | 1 | |
| 2 | 000 603 219 0 | Bearing bolt | | D 30x490 | 1 | at Mercedes |
| 2 | 000 644 424 0 | Bearing bolt | | D30x520 | 1 | at Perkins |
| 3 | 000 236 552 0 | Threaded pin | Iso4029 | M10x 8 | 2 | |
| 4 | 000 500 309 2 | Adjusting ring | | A30e8x45x15/M10 | 2 | |
| 5 | 000 008 550 0 | Bushing | | 30 X 34 X21 | 2 | |
| 6 | 000 629 609 0 | Threaded fork | | | 1 | |
| 7 | 000 236 172 0 | Hexagonal nut | Iso4032 | M12 | 1 | |
| 8 | 000 234 377 0 | Washer | | 13 X 40 X6 | 1 | |
| 9 | 000 673 039 0 | Compress.spring | | 5 X 35 X584 | 1 | |
| 10 | 000 672 342 0 | Pressure ring | | | 1 | |
| 11 | 000 629 611 1 | Spring guide | | | 1 | |
| 12 | 000 629 766 0 | Support | | 40x8x190 | 2 | |
| 13 | 000 235 553 0 | Hexagonal screw | Iso4014 | M12x45 | 2 | |
| 13 | 000 236 172 0 | Hexagonal nut | Iso4032 | M12 | 2 | |
| 13 | 000 239 389 0 | Contact washer | | A12 | 2 | |
| 14 | 000 235 089 0 | Split pin | I1234 | 4 X 22 | 1 | |
| 15 | 000 632 133 0 | Pin | | B10a12x 28 | 1 | |
| 16 | 000 629 467 0 | Tension roll arm | | | 1 | at Mercedes-motor |
| 16 | 000 629 896 0 | Tension roll arm | | | 1 | at Perkins-motor |
| 17 | 000 544 048 0 | Power band belt | | | 1 | |
| 18 | 000 629 021 2 | Tension roll ass | | D 163 mm | 1 | |
| 19 | 000 242 394 0 | Hexagonal screw | Iso4014 | M16x100 | 1 | |
| 20 | 000 629 026 1 | Spacer window | | 16,5x32,15x6 | 1 | |
| 21 | 000 629 022 2 | Tension roll | | D 163 mm | 1 | |
| 22 | 000 629 023 0 | Hollow bolt | | | 1 | |
| 23 | 000 235 182 0 | Circlip | D472 | 52x2 | 2 | |
| 24 | 000 215 517 0 | Grvd.ball bearing | | 6205-2rs*-C3 | 2 | |
| 25 | 000 629 024 2 | Spacer tube | | D33,7x25,2x25 | 1 | |
| 26 | 000 629 025 2 | Spacer ring | | 33,7x25,2x14 | 1 | |
| 27 | 000 238 047 0 | Securing nut | Iso7042 | M16 | 1 | |
| 28 | 000 628 475 1 | Thrust piece | | 28 X 11 | 1 | |
| 29 | 000 244 067 0 | Tensioning pin | Iso8752 | 23,5x 30 | 1 | |
| 30 | 000 661 349 0 | Reinforcement | | | 1 | |
| 31 | 000 237 953 0 | Washer | | 8,5x 25 X3 | 2 | |
| 32 | 000 236 200 0 | Hexagonal screw | Iso4017 | M08x20 | 2 | |
| 32 | 000 236 170 0 | Hexagonal nut | Iso4032 | M8 | 2 | |
| 32 | 000 239 387 0 | Contact washer | | A 8 | 2 | |



Characteristic: **GROUND DRIVE, -SAUER-**Illustration: **159**

| Pos. | Part-No. | Description | DIN | Dimension | Qty. | Remark |
|------|---------------|-----------------|---------|----------------|------|-------------------|
| 1 | 000 237 453 0 | Hexagonal screw | Iso4017 | M10x30 | 8 | |
| 2 | 000 239 388 0 | Contact washer | | A10 | 8 | |
| 5 | 000 694 010 0 | V-belt pulley | | | 1 | |
| 6 | 000 544 048 0 | Power band belt | | | 1 | |
| 7 | 000 633 872 1 | Tank support | | | 1 | |
| 8 | 000 656 969 0 | Lever extension | | 20x5x77 | 1 | |
| 10 | 000 235 553 0 | Hexagonal screw | Iso4017 | M12x45 | 4 | |
| 10 | 000 236 172 0 | Hexagonal nut | Iso4032 | M12 | 4 | |
| 10 | 000 235 124 2 | Washer | Iso7089 | 13 | 4 | |
| 11 | 000 236 170 0 | Hexagonal nut | Iso4032 | M8 | 1 | |
| 12 | 000 238 131 0 | Hexagonal screw | Iso4017 | M08x50-Sk | 1 | |
| 13 | 000 237 874 0 | Hexagonal screw | Iso4017 | M10x35 | 2 | |
| 13 | 000 236 171 0 | Hexagonal nut | Iso4032 | M10 | 2 | |
| 13 | 000 239 388 0 | Contact washer | | A10 | 2 | |
| 14 | 000 633 824 1 | Pump flange | | | 1 | |
| 15 | 000 239 389 0 | Contact washer | | A12 | 4 | |
| 16 | 000 238 206 0 | Washer | | 13 X 30 X4 | 5 | |
| 17 | 000 683 411 0 | Tension clip | | 25x3x449 | 1 | |
| 18 | 000 237 370 0 | Hexagonal screw | Iso4017 | M08x30 | 2 | |
| 18 | 000 236 170 0 | Hexagonal nut | Iso4032 | M8 | 2 | |
| 18 | 000 239 387 0 | Contact washer | | A 8 | 2 | |
| 19 | 000 238 680 0 | Pin | I2341 | B 8h11x 22 | 1 | |
| 20 | 000 602 657 0 | Fork head | | G 8x24/M6 | 1 | |
| 21 | 000 236 826 0 | Washer | | 8,4x 17 X1 | 1 | |
| 22 | 000 235 109 0 | Split pin | I1234 | 2 X 12 | 1 | |
| 23 | 000 578 464 0 | Filterelement | | | 1 | Sauer No. 544379 |
| 24 | 000 656 939 1 | Disk-Hydropump | | 90 R 075 | 1 | |
| - | 000 656 859 0 | Seal set | | für 6567180 | 1 | |
| 25 | 000 649 242 0 | Control cable | | Am373-27l=3800 | 1 | |
| 26 | 000 177 121 0 | Bellows | | | 2 | |
| 27 | 000 239 387 0 | Contact washer | | A 8 | 2 | |
| 28 | 000 237 439 0 | Hexagonal screw | Iso4017 | M08x16 | 2 | |
| 29 | 000 713 846 0 | Support angle | | 25x5x82 | 1 | |
| 30 | 000 216 341 0 | Pipe clamp | Din3016 | Ø1 -12x20 | 1 | |
| 31 | 000 236 200 0 | Hexagonal screw | Iso4017 | M08x20 | 1 | |
| 31 | 000 236 170 0 | Hexagonal nut | Iso4032 | M8 | 1 | |
| 31 | 000 239 387 0 | Contact washer | | A 8 | 1 | |
| 32 | 000 235 556 0 | Hexagonal screw | Iso4017 | M12x60 | 1 | |
| 33 | 000 239 389 0 | Contact washer | | A12 | 1 | |
| 34 | 000 633 822 0 | Console | | | 1 | |
| 36 | 000 633 862 0 | Adjust.support | | | 1 | |
| 37 | 000 233 857 0 | Eye bolt | Din444 | Lbm12x 70 | 2 | |
| 38 | 000 236 844 0 | Washer | | 13 X 30 X 3 | 2 | |
| 39 | 000 235 555 0 | Hexagonal screw | Iso4017 | M12x55 | 2 | |
| 39 | 000 236 172 0 | Hexagonal nut | Iso4032 | M12 | 2 | |
| 39 | 000 239 389 0 | Contact washer | | A12 | 2 | |
| 40 | 000 236 228 0 | Hexagonal screw | Iso4017 | M12x110 | 1 | |
| 41 | 000 236 172 0 | Hexagonal nut | Iso4032 | M12 | 1 | |
| 42 | 000 237 461 0 | Hexagonal screw | Iso4017 | M12x30 | 3 | |
| 43 | 000 239 389 0 | Contact washer | | A12 | 7 | |
| 44 | 000 236 172 0 | Hexagonal nut | Iso4032 | M12 | 6 | |
| 45 | 000 239 393 1 | Contact washer | | B 8 | 1 | from No. 09308170 |
| 46 | 000 236 200 0 | Hexagonal screw | Iso4017 | M08x20 | 2 | from No. 09308170 |
| 47 | 000 649 068 0 | Angle | | | 1 | from No. 09308170 |

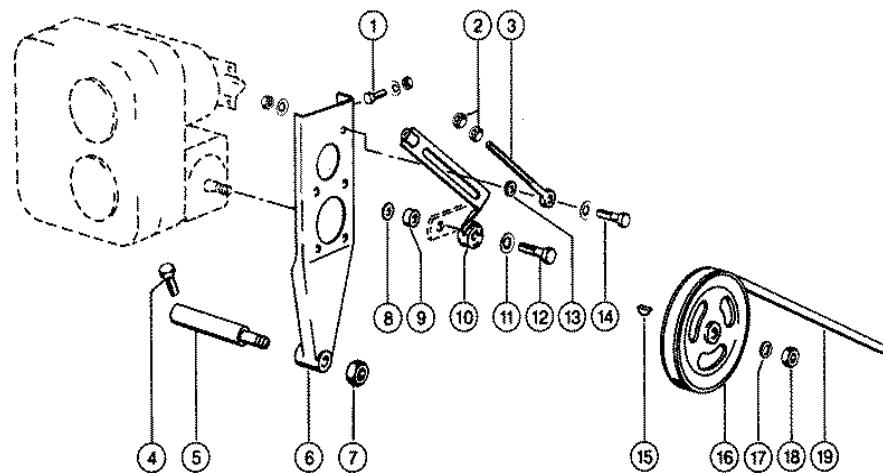


CLAAS SPARE PARTS LIST

Characteristic: **GROUND DRIVE, -SAUER-**

Illustration: **160**

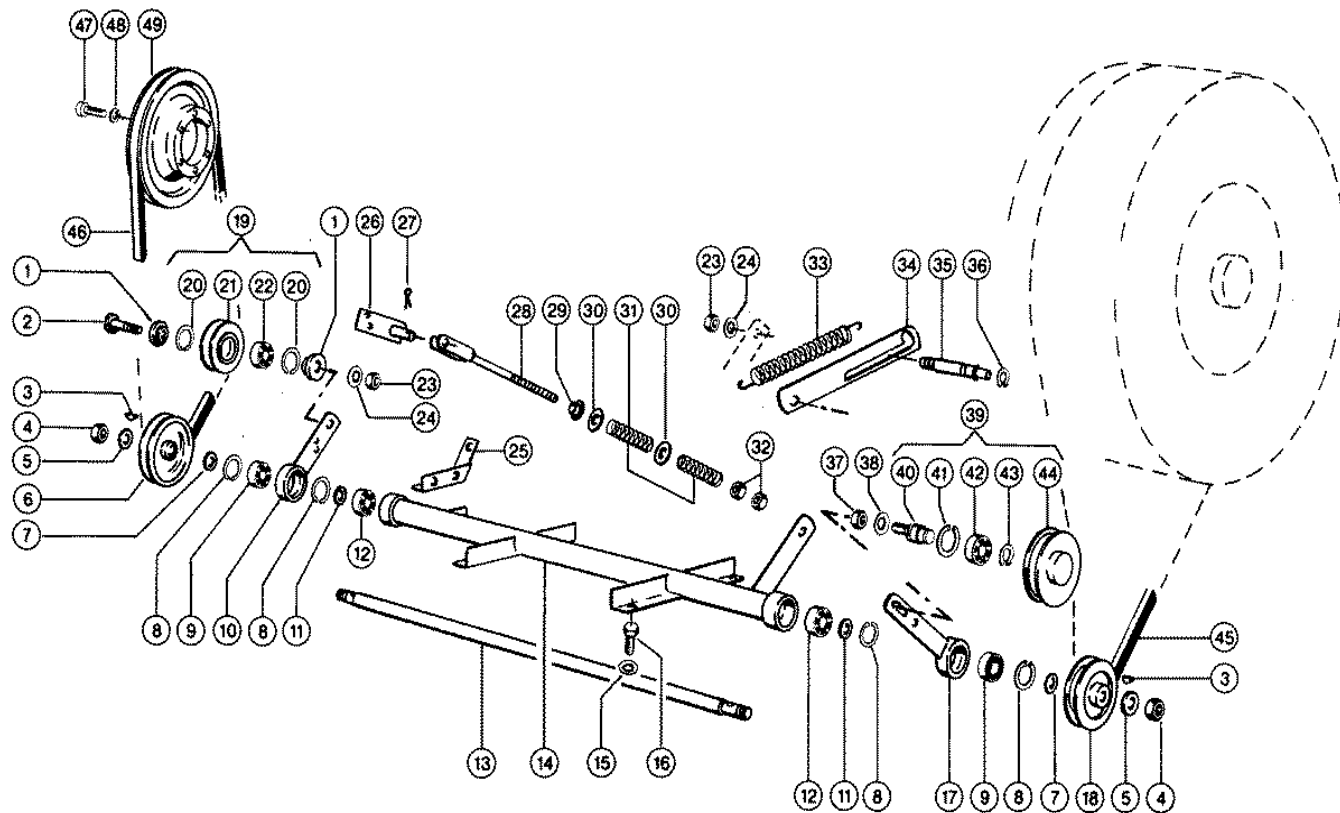
| Pos. | Part-No. | Description | DIN | Dimension | Qty. | Remark |
|------|---------------|-------------------|---------|-----------------|------|-------------------------|
| 1 | 000 237 461 0 | Hexagonal screw | Iso4017 | M12x30 | 4 | |
| 2 | 000 235 134 1 | Spring washer | | 12 | 4 | |
| 3 | 000 235 916 0 | Grvd.ball bearing | D625 | 6207 | 1 | |
| 4 | 000 643 477 0 | Gasket | | | 1 | |
| 5 | 000 235 133 1 | Spring washer | | 10 | 10 | |
| 6 | 000 237 453 0 | Hexagonal screw | Iso4017 | M10x30 | 10 | |
| 7 | 000 643 503 2 | Flange housing | | Gg-20 | 1 | |
| 7 | 000 643 575 2 | Flange housing | | | 1 | with 12-T driving shaft |
| 8 | 000 211 283 0 | O-ring | D3771 | 115 X3 -N | 1 | from No. 09308351 |
| 8 | 000 685 163 0 | Gasket | | 170x170x0,3 | 1 | to No. 09308350 |
| 9 | 000 606 886 3 | Intermed. flange | | D210x25 | 1 | from No. 09308351 |
| 9 | 000 694 149 0 | Intermed. flange | | D210x23 | 1 | to No. 09308350 |
| 10 | 000 211 888 0 | O-ring | D3771 | 126,6 X3,53-N | 1 | from No. 09308351 |
| 10 | 000 671 687 1 | Gasket | | | 1 | to No. 09308350 |
| 11 | 000 694 164 0 | Profile bushing | | D 58x98 | 1 | |
| 11 | 000 694 362 0 | Profile bushing | | D 58x98 | 1 | with 12-T driving shaft |
| 12 | 000 235 668 0 | Tensioning pin | Iso8752 | 6 X 50 | 2 | |
| 13 | 000 656 763 0 | Hydr.Motor | | 90m075nc0n7n0d4 | 4 | |
| 14 | 000 242 665 0 | Washer | D125 | 28x15x2,5 | 4 | |
| 15 | 000 236 496 1 | Safety ring | | 14 | 4 | |
| 16 | 000 235 566 0 | Hexagonal screw | Iso4017 | M14x35 | 4 | |
| 17 | 000 676 835 0 | Magnetic pick up | | | 1 | |
| 18 | 000 233 381 0 | Hexagonal nut | Iso8675 | M18x1,5 | 1 | |



Characteristic: **HYDRAULIC PUMP DRIVE**

Illustration: **161**

| Pos. | Part-No. | Description | DIN | Dimension | Qty. | Remark |
|------|---------------|-------------------|----------|---------------|------|-------------|
| 1 | 000 236 200 0 | Hexagonal screw | Iso4017 | M08x20 | 2 | |
| 1 | 000 236 170 0 | Hexagonal nut | Iso4032 | M8 | 2 | |
| 1 | 000 239 387 0 | Contact washer | | A 8 | 4 | |
| 2 | 000 237 886 0 | Hexagonal nut | Iso4032 | M10 | 2 | |
| 3 | 000 613 513 1 | Eye bolt | | M10x175 | 1 | |
| 4 | 000 772 254 0 | Hexagonal screw | Iso4017 | M12x25-Cp | 1 | |
| 5 | 000 643 038 1 | Pin | | D 30x173 | 1 | at Mercedes |
| 5 | 000 723 012 1 | Pin | | D 30x261 | 1 | at Perkins |
| 6 | 000 656 853 0 | Support | | | 1 | |
| 7 | 000 215 008 0 | Securing nut | Iso10510 | M20x1,5 | 1 | |
| 8 | 000 176 820 0 | Washer | | 10,5x 30 X1,5 | 3 | |
| 9 | 000 234 376 0 | Washer | | 11 X 26 X6 | 1 | |
| 10 | 000 649 097 0 | Supporting brack. | | | 1 | |
| - | 000 656 870 0 | Megu bushing | | D12xd30x28 | 1 | |
| 11 | 000 239 388 0 | Contact washer | | A10 | 1 | |
| 12 | 000 235 534 1 | Hexagonal screw | Iso4014 | M10x50x29 | 1 | |
| 13 | 000 234 376 0 | Washer | | 11 X 26 X6 | 1 | |
| 14 | 000 236 202 0 | Hexagonal screw | Iso4017 | M10x40 | 1 | |
| 14 | 000 237 947 0 | Securing nut | Iso7042 | M10 | 1 | |
| 14 | 000 239 388 0 | Contact washer | | A10 | 2 | |
| 15 | 000 244 814 0 | Woodruff key | D6888 | 3x 6,5 | 1 | |
| 16 | 000 683 303 2 | V-belt pulley | | D 210 mm | 1 | |
| 17 | 000 235 134 1 | Spring washer | | 12 | 1 | |
| 18 | 000 236 455 0 | Hexagonal nut | Iso8675 | M12x1,5 | 1 | |
| 19 | 000 767 057 1 | V-belt | | | 1 | |

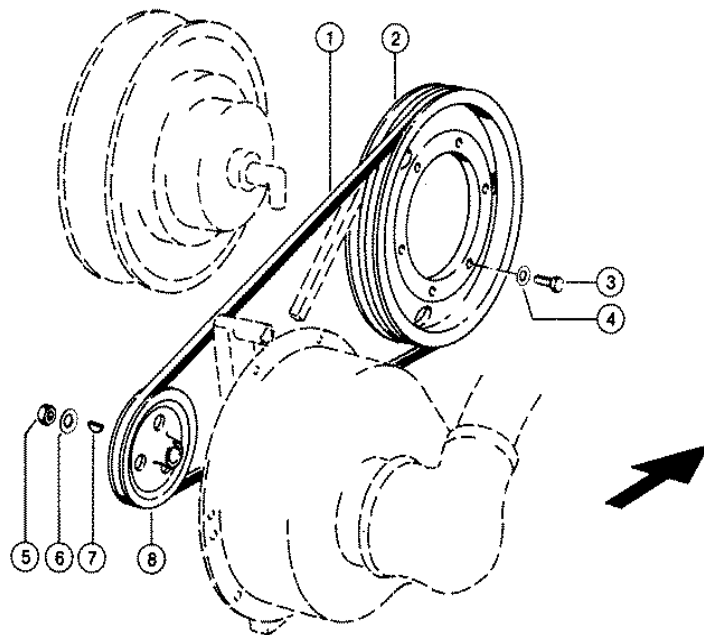


CLAAS SPARE PARTS LIST

Characteristic: **ROTARY SCREEN DRIVE**

Illustration: **162**

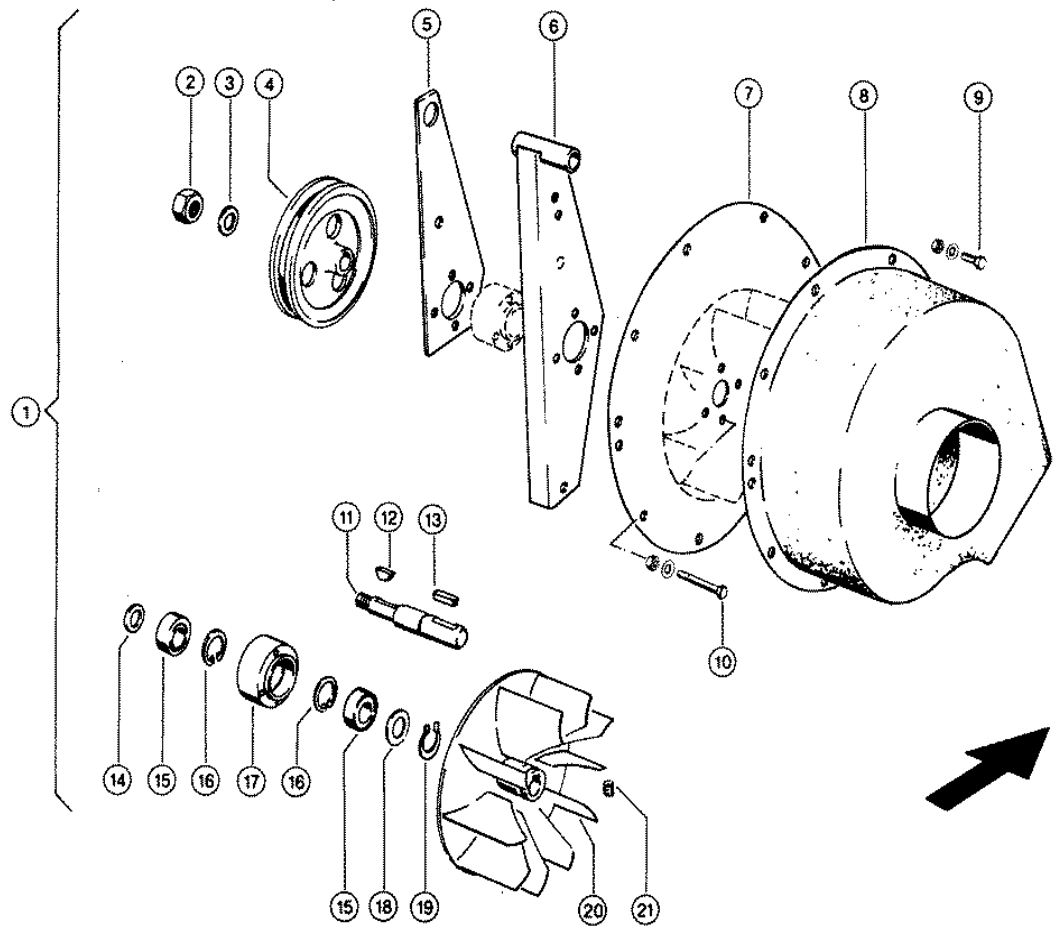
| Pos. | Part-No. | Description | DIN | Dimension | Qty. | Remark |
|------|---------------|-------------------|----------|----------------|------|-------------|
| 1 | 000 657 469 0 | Cover disk | | D36x7,5 | 2 | |
| 2 | 000 237 945 1 | Pin | D1445 | 12g6 X 30x 50 | 1 | |
| 3 | 000 244 816 0 | Woodruff key | Din6885 | 8 X 7,5 X 19 | 2 | |
| 4 | 000 211 045 1 | Securing nut | Iso10518 | M16x1,5 | 2 | |
| 5 | 000 235 127 2 | Washer | D125 | 17 | 2 | |
| 6 | 000 657 466 0 | V-belt pulley | | D 143,6 | 1 | |
| 7 | 000 233 340 0 | Washer | | 17 X 26 X3 | 2 | |
| 8 | 000 235 180 0 | Circlip | D472 | 42x1,75 | 4 | |
| 9 | 000 215 618 0 | Ang. ball bearing | | 3004.2rs | 2 | |
| 10 | 000 657 592 0 | Tens.roll holder | | | 1 | |
| 11 | 000 657 468 0 | Bushing | | R25x4x4 | 2 | |
| 12 | 000 216 039 0 | Grvd.ball bearing | D625 | 6004-2rs*/C3 | 2 | |
| 13 | 000 657 835 1 | Shaft | | D22x645 | 1 | at Mercedes |
| 13 | 000 545 509 0 | Shaft | | | 1 | at Perkins |
| 14 | 000 657 833 0 | Bearing tube | | S | 1 | at Mercedes |
| 14 | 000 545 507 0 | Bearing tube | | | 1 | at Perkins |
| 15 | 000 239 388 0 | Contact washer | | A10 | 4 | |
| 16 | 000 239 238 0 | Hexagonal screw | Iso4017 | M10x25-Sc | 4 | |
| 17 | 000 657 594 0 | Tens.roll holder | | | 1 | |
| 18 | 000 657 467 0 | V-belt pulley | | D 108,6 | 1 | |
| 19 | 000 175 928 0 | Tens.roll preass. | | | 1 | |
| 20 | 000 237 944 0 | Circlip | D472 | 37x1,5 | 2 | |
| 21 | 000 747 239 0 | Tension roll | | | 1 | |
| 22 | 000 237 943 0 | Grvd.ball bearing | | 6301 Dducmm | 1 | |
| 23 | 000 236 171 0 | Hexagonal nut | Iso4032 | M10 | 2 | |
| 24 | 000 239 388 0 | Contact washer | | A10 | 2 | |
| 25 | 000 657 458 0 | Support | | | 1 | |
| 26 | 000 657 473 0 | Strip | | | 1 | |
| 27 | 000 236 152 0 | Split pin | I1234 | 3,2x 22 | 1 | |
| 28 | 000 657 470 0 | Threaded fork | | | 1 | |
| 29 | 000 175 926 0 | Bushing | | | 1 | |
| 30 | 000 238 292 0 | Washer | | 10,5x 22 X1 | 2 | |
| 31 | 000 807 852 1 | Compress.spring | | 1,7 X 15 X 62 | 2 | |
| 32 | 000 236 171 0 | Hexagonal nut | Iso4032 | M10 | 2 | |
| 33 | 000 500 298 1 | Tension spring | | 3,5 X 19,5x135 | 1 | |
| 34 | 000 657 476 0 | Retention plate | | 257x40x4 | 1 | |
| 35 | 000 657 475 1 | Pin | | D15x112 | 1 | |
| 36 | 000 235 151 0 | Circlip | D471 | 12x1 | 1 | |
| 37 | 000 236 172 0 | Hexagonal nut | Iso4032 | M12 | 1 | |
| 38 | 000 239 389 0 | Contact washer | | A12 | 1 | |
| 39 | 000 657 547 0 | Tens.roll preass. | | | 1 | |
| 40 | 000 807 551 0 | Pin | | D26x50 | 1 | |
| 41 | 000 235 181 0 | Circlip | D472 | 47x1,75 | 1 | |
| 42 | 000 235 872 0 | Grvd.ball bearing | | 6204-Rs* | 1 | |
| 43 | 000 235 155 0 | Circlip | D471 | 20x1,2 | 1 | |
| 44 | 000 783 252 1 | Tension roll | | | 1 | |
| 45 | 000 661 345 0 | V-belt | | | 1 | |
| 46 | 000 657 793 0 | V-belt | | | 1 | |
| 47 | 000 242 243 0 | Socket head screw | Iso4762 | M10x 45 | 6 | at Mercedes |
| 47 | 000 238 030 0 | Hexagonal screw | | 7/16-20x1 | 4 | at Perkins |
| 48 | 000 242 763 1 | Circlip | | 10 | 6 | at Mercedes |
| 48 | 000 215 560 0 | Spring washer | D128 | 11,3x19,7x3,65 | 4 | at Perkins |
| 49 | 000 657 753 0 | V-belt pulley | | | 1 | at Mercedes |
| 49 | 000 750 947 0 | V-belt pulley | | | 1 | at Perkins |



Characteristic: **EXTRACTOR FAN DRIVE**

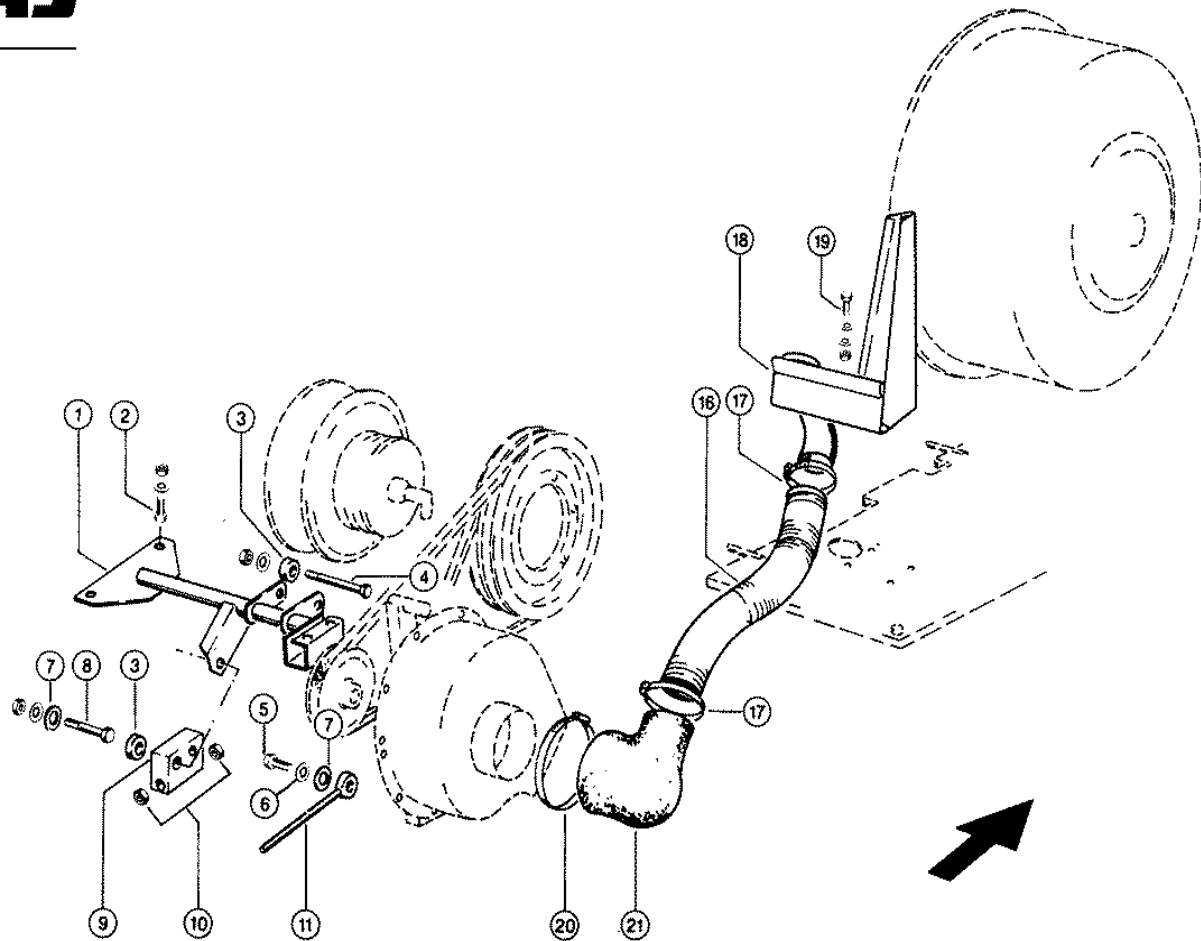
Illustration: **163**

| Pos. | Part-No. | Description | DIN | Dimension | Qty. | Remark |
|------|---------------|-----------------|---------|--------------|------|--------------------------------------|
| 1 | 000 644 448 0 | V-belt | | | 1 | |
| 2 | 000 657 790 0 | V-belt pulley | | | 1 | at high-low speed range transmission |
| 2 | 000 177 071 1 | V-belt pulley | | D 405x31,5 | 1 | drum drive direct |
| 3 | 000 237 572 0 | Hexagonal screw | Iso4017 | M12x35 | 6 | at high-low speed range transmission |
| 3 | 000 235 532 0 | Hexagonal screw | Iso4014 | M10x40 | 6 | drum drive direct |
| 4 | 000 235 134 1 | Spring washer | | 12 | 6 | at high-low speed range transmission |
| 4 | 000 239 388 0 | Contact washer | | A10 | 6 | drum drive direct |
| 5 | 000 233 324 0 | Hexagonal nut | Iso8675 | M16x1,5 | 1 | |
| 6 | 000 239 391 0 | Contact washer | | A16 | 1 | |
| 7 | 000 244 816 0 | Woodruff key | Din6885 | 5 X 7,5 X 19 | 1 | |
| 8 | 000 657 699 0 | V-belt pulley | | D167 | 1 | see illustration plate 164 |



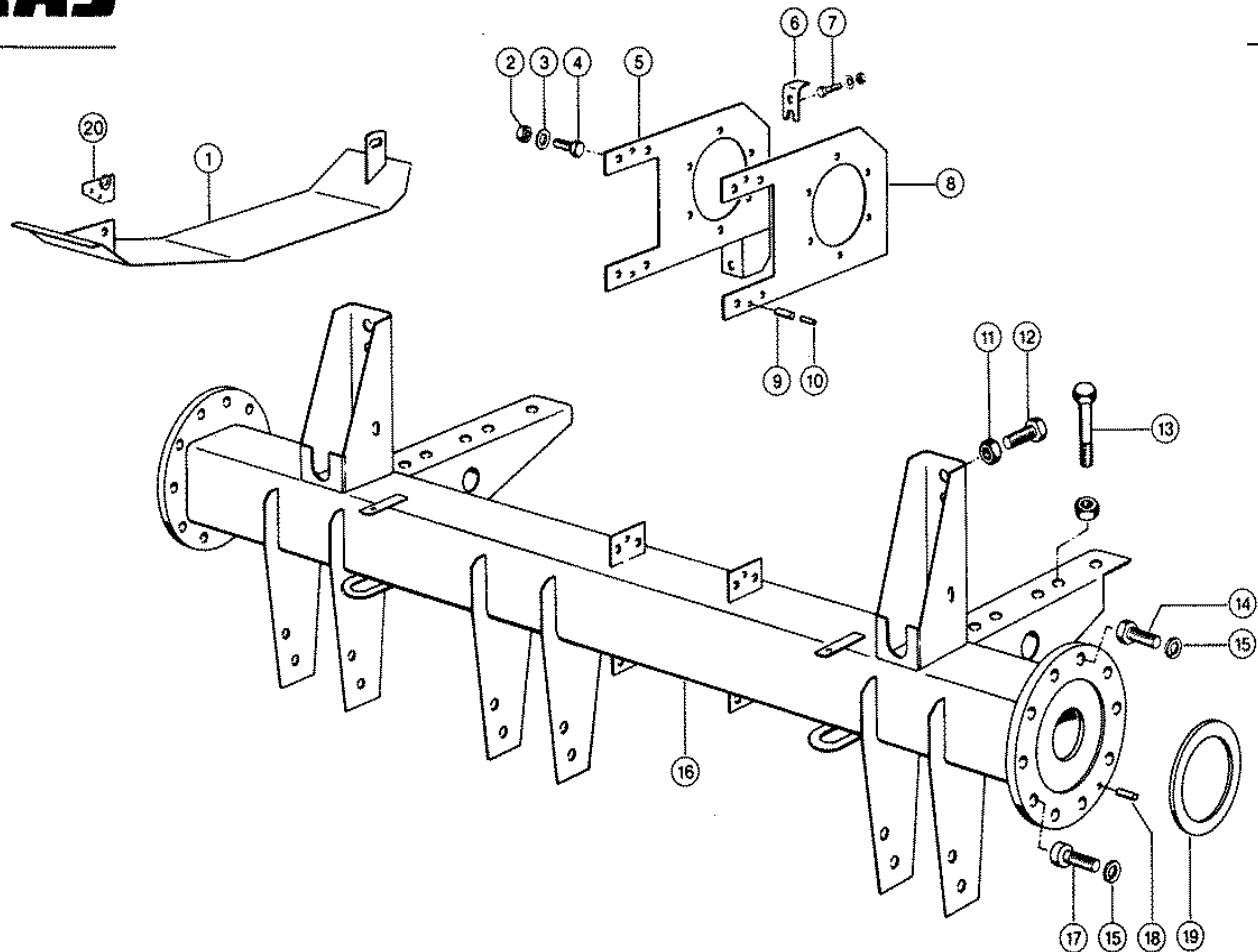
Characteristic: **ROTARY SCREEN EXTRACTOR FAN**Illustration: **164**

| Pos. | Part-No. | Description | DIN | Dimension | Qty. | Remark |
|------|---------------|-------------------|---------|---------------|------|--------|
| 1 | 000 657 691 0 | Suction fan | | S | 1 | |
| 2 | 000 233 324 0 | Hexagonal nut | Iso8675 | M16x1,5 | 1 | |
| 3 | 000 239 391 0 | Contact washer | | A16 | 1 | |
| 4 | 000 657 699 0 | V-belt pulley | | D167 | 1 | |
| 5 | 000 657 680 0 | Supporting plate | | 3,0x0095x0293 | 1 | |
| 6 | 000 657 681 1 | Support | | | 1 | |
| 7 | 000 657 676 1 | Back panel | | 1,5x0458x0389 | 1 | |
| 8 | 000 657 667 2 | Fan housing | | | 1 | |
| 9 | 000 237 465 0 | Hexagonal screw | Iso4017 | M06x16 | 9 | |
| 9 | 000 237 983 0 | Securing nut | Iso7042 | M06 | 9 | |
| 9 | 000 239 386 0 | Contact washer | | A 6 | 9 | |
| 10 | 000 235 508 0 | Hexagonal screw | Iso4014 | m 6x45 | 4 | |
| 10 | 000 236 169 0 | Hexagonal nut | Iso4032 | M6 | 4 | |
| 10 | 000 239 386 0 | Contact washer | | A 6 | 4 | |
| 11 | 000 657 698 1 | Shaft | | D20,15x119,5 | 1 | |
| 12 | 000 244 816 0 | Woodruff key | Din6885 | 8 X 7,5 X 19 | 1 | |
| 13 | 000 951 003 4 | Parallel key | D6885 | A 6x6x32 | 1 | |
| 14 | 000 215 210 0 | Back-up washer | Din988 | S 17x24 | 1 | |
| 15 | 000 216 039 0 | Grvd.ball bearing | D625 | 6004-2rs*/C3 | 2 | |
| 16 | 000 235 180 0 | Circlip | D472 | 42x1,75 | 2 | |
| 17 | 000 657 697 0 | Bearing housing | | D75x34 | 1 | |
| 18 | 000 238 312 0 | Back-up washer | Din988 | S 20x28 | 1 | |
| 19 | 000 235 155 0 | Circlip | D471 | 20x1,2 | 1 | |
| 20 | 000 657 693 1 | Fan | | | 1 | |
| 21 | 000 238 503 0 | Threaded pin | Iso4029 | m 8x12 | 1 | |



Characteristic: **ROTARY SCREEN EXTRACTOR FAN**Illustration: **165**

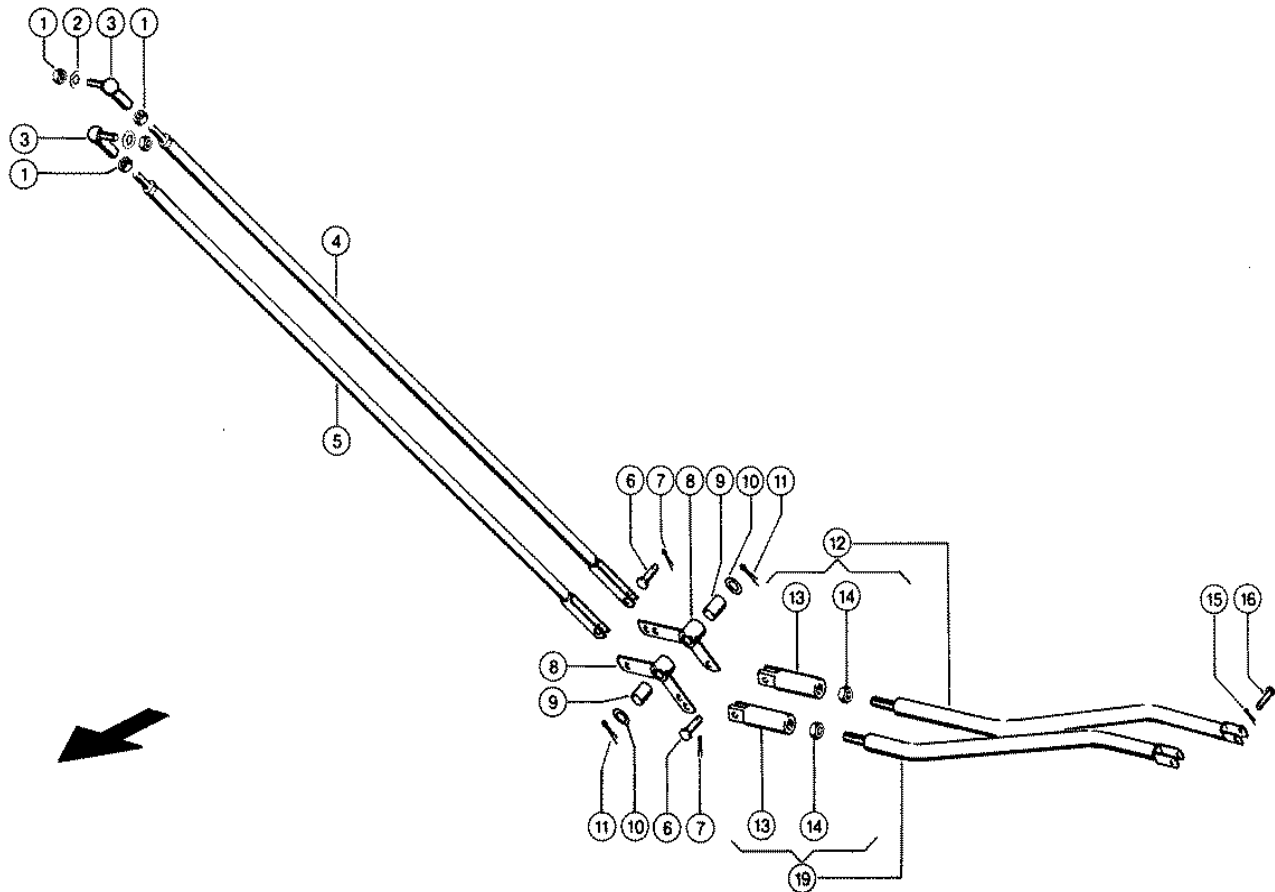
| Pos. | Part-No. | Description | DIN | Dimension | Qty. | Remark |
|------|---------------|------------------|---------|-----------------|------|--------|
| 1 | 000 657 831 1 | Support | | | 1 | |
| 2 | 000 237 442 0 | Hexagonal screw | Iso4017 | M08x25 | 2 | |
| 2 | 000 236 170 0 | Hexagonal nut | Iso4032 | M8 | 2 | |
| 2 | 000 239 393 1 | Contact washer | | B 8 | 1 | |
| 3 | 000 904 088 0 | Bushing | | 12,8x20x12 | 2 | |
| 4 | 000 242 379 0 | Hexagonal screw | Iso4014 | M12x110 | 1 | |
| 4 | 000 236 172 0 | Hexagonal nut | Iso4032 | M12 | 1 | |
| 4 | 000 239 389 0 | Contact washer | | A12 | 1 | |
| 5 | 000 237 461 0 | Hexagonal screw | Iso4017 | M12x30 | 1 | |
| 6 | 000 239 389 0 | Contact washer | | A12 | 1 | |
| 7 | 000 236 842 0 | Washer | | 13 X 22 X 3 | 2 | |
| 8 | 000 235 555 0 | Hexagonal screw | Iso4014 | M12x55 | 1 | |
| 8 | 000 236 172 0 | Hexagonal nut | Iso4032 | M12 | 1 | |
| 8 | 000 239 389 0 | Contact washer | | A12 | 1 | |
| 9 | 000 609 370 1 | Tightening piece | | 42x42x22 | 1 | |
| 10 | 000 236 172 0 | Hexagonal nut | Iso4032 | M12 | 2 | |
| 11 | 000 603 098 0 | Eye bolt | | Lbm12x240 | 1 | |
| 16 | 000 657 682 0 | Suction hose | | D80x600 | 1 | |
| 17 | 000 238 909 1 | Hose clamp | D3017 | W.Ers.D.2389092 | 2 | |
| 18 | 000 657 668 0 | Stripper | | | 1 | |
| 19 | 000 236 200 0 | Hexagonal screw | Iso4017 | M08x20 | 4 | |
| 19 | 000 236 170 0 | Hexagonal nut | Iso4032 | M8 | 4 | |
| 19 | 000 239 387 0 | Contact washer | | A 8 | 8 | |
| 20 | 000 215 314 1 | Hose clamp | D3017 | As150-170/12-C7 | 1 | |
| 21 | 000 657 666 0 | Pipe | | D 90xd140 | 1 | |



Characteristic: **DRIVE AXLE**

Illustration: **166**

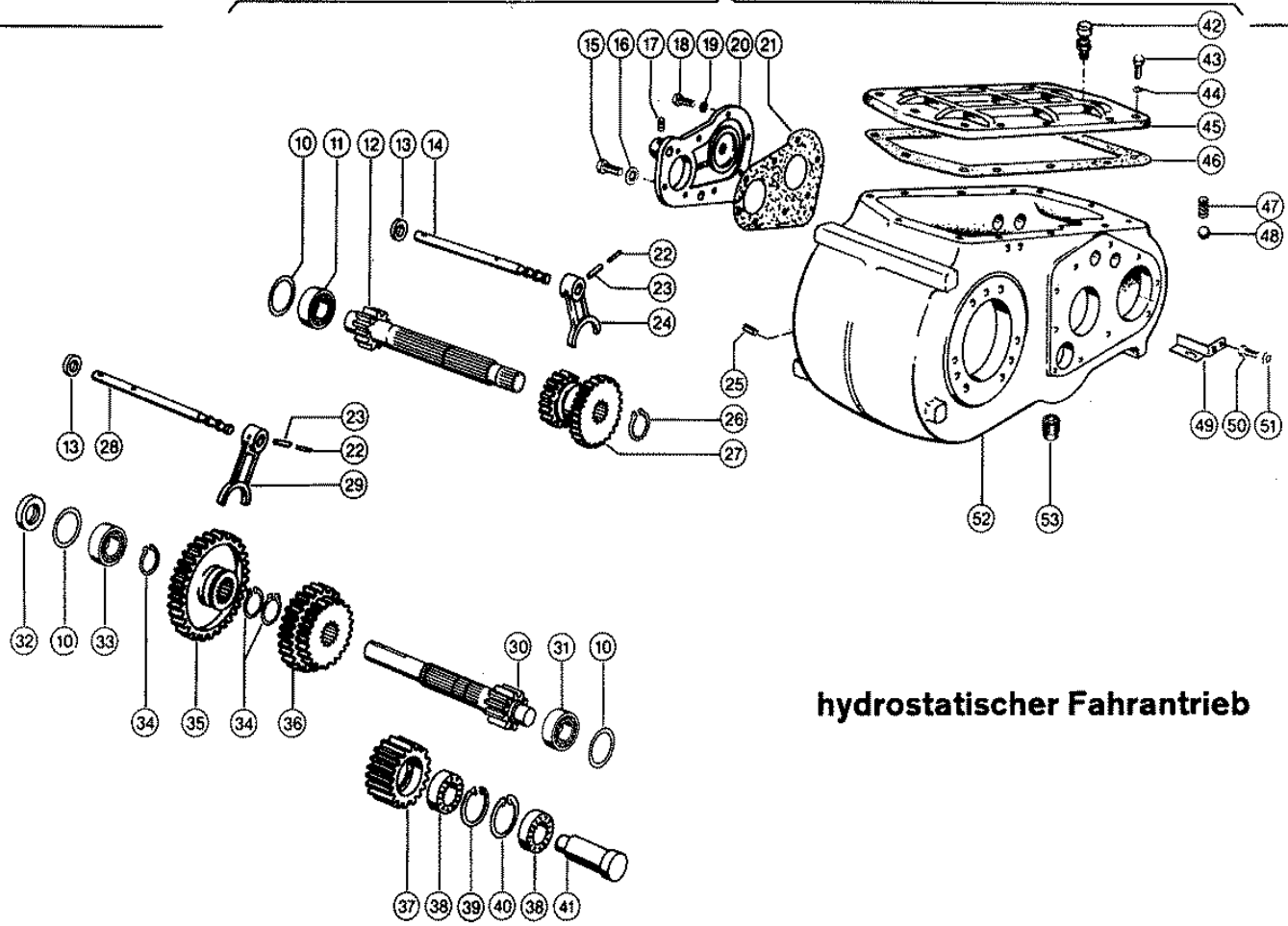
| Pos. | Part-No. | Description | DIN | Dimension | Qty. | Remark |
|------|---------------|-------------------|---------|----------------|------|-------------------------|
| 1 | 000 606 991 2 | Rope guard | | | 1 | for corn |
| 2 | 000 238 234 0 | Securing nut | Iso7042 | M12 | 8 | |
| 3 | 000 235 124 2 | Washer | Iso7089 | 13 | 16 | |
| 4 | 000 237 572 0 | Hexagonal screw | Iso4017 | M12x35 | 8 | |
| 5 | 000 643 533 1 | Supporting plate | | | 1 | |
| 6 | 000 670 304 0 | Support | | 4x25x75 | 1 | |
| 6 | 000 736 433 0 | Support | | 4x25x74,7 | 1 | with 12 T driving shaft |
| 7 | 000 235 243 1 | Hexagonal screw | Iso4014 | m 6x55 | 1 | |
| 7 | 000 236 169 0 | Hexagonal nut | Iso4032 | M6 | 1 | |
| 7 | 000 239 386 0 | Contact washer | | A 6 | 1 | |
| 8 | 000 606 867 0 | Support plate l.h | | 8x270x415 | 1 | |
| 8 | 000 643 534 0 | Supporting plate | | 415x270x8 | 1 | with 12 T driving shaft |
| 9 | 000 244 019 0 | Tensioning pin | Iso8752 | 12 X 20 | 4 | |
| 10 | 000 239 148 0 | Tensioning pin | Iso1333 | 7x 20 | 4 | |
| 11 | 000 215 008 0 | Securing nut | Iso1051 | M20x1,5 | 8 | |
| 12 | 000 238 304 0 | Hexagonal screw | Iso8676 | M20x1,5x 50 | 8 | |
| 13 | 000 215 311 0 | Hexagonal screw | Iso8765 | M20x1,5x140 | 10 | |
| 13 | 000 239 328 0 | Hexagonal screw | Iso4014 | M20x130 | 10 | with 12 T driving shaft |
| 13 | 000 215 008 0 | Securing nut | Iso1051 | M20x1,5 | 10 | |
| 13 | 000 233 551 0 | Securing nut | Iso7042 | M20 | 10 | with 12 T driving shaft |
| 14 | 000 238 883 0 | Hexagonal screw | Iso4017 | M20x50 | 15 | |
| 14 | 000 237 591 0 | Hexagonal screw | Iso4017 | M20x60 | 1 | |
| 15 | 000 235 137 1 | Safety ring | | 20 | 20 | |
| 16 | 000 637 751 1 | Drive axle | | | 1 | |
| 16 | 000 637 756 0 | Drive axle | | | 1 | with 12 T driving shaft |
| 17 | 000 242 328 0 | Socket head screw | Iso4762 | M20x 50 | 4 | |
| 18 | 000 631 687 0 | Cylindrical pin | | 8,5 X 32 | 2 | |
| 19 | 000 679 022 0 | Centering ring | | D190x11,8 Dick | 2 | |
| 20 | 000 609 472 0 | Strip | | | 1 | for corn |



Characteristic: **GEAR SHIFT LINKAGE**Illustration: **167**

| Pos. | Part-No. | Description | DIN | Dimension | Qty. | Remark |
|------|---------------|-------------------|---------|----------------|------|----------------|
| 1 | 000 236 171 0 | Hexagonal nut | Iso4032 | M10 | 4 | |
| 2 | 000 239 388 0 | Contact washer | | A10 | 2 | |
| 3 | 000 602 065 0 | Angular joint | | As 16 | 2 | |
| 4 | 000 545 002 0 | Shift rod | | 2.U.3.Gang | 1 | 2nd + 3rd gear |
| 5 | 000 545 005 0 | Shift rod | | 1.Gang | 1 | 1st gear |
| 6 | 000 244 519 0 | Pin | D1444 | B10h11x 30x24 | 4 | |
| 7 | 000 236 152 0 | Split pin | I1234 | 3,2x 22 | 4 | |
| 8 | 000 602 183 0 | Angle lever assy. | | | 2 | |
| 9 | 000 632 172 0 | Bushing | | 16x 19 X32 | 2 | |
| 10 | 000 236 948 0 | Washer | | 16,5x 28 X1,5 | 2 | |
| 11 | 000 235 089 0 | Split pin | I1234 | 4 X 22 | 2 | |
| 12 | 000 643 528 0 | Shifter tube | | 2+3 Gang | 1 | 2nd + 3rd gear |
| 13 | 000 606 968 1 | Fork head | | D25x115 | 2 | |
| 14 | 000 237 574 0 | Hexagonal nut | Iso8675 | M16x1,5 | 2 | |
| 15 | 000 237 807 0 | Split pin | I1234 | 1,6x 12 | 2 | |
| 16 | 000 239 005 0 | Pin | I2341 | W.Ers.D.239005 | 2 | |
| 19 | 000 643 527 0 | Shifter tube | | 1+R Gang | 1 | 1st gear |

7



hydrostatischer Fahrtrieb

CLAAS SPARE PARTS LIST

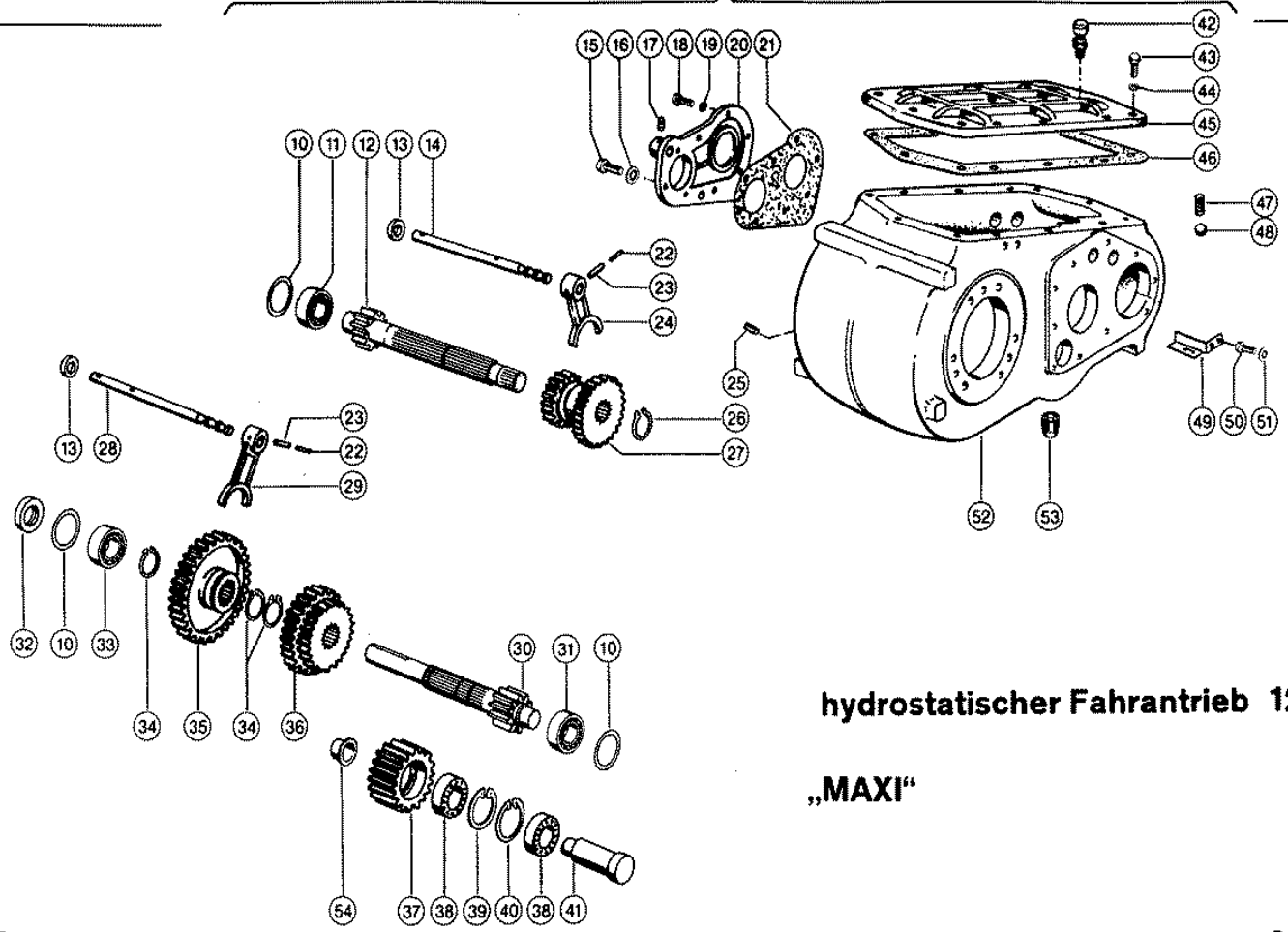
06.09.2008
Sheet 1
DOMINATOR 98 VX

Characteristic: **GEARBOX**

Illustration: **168**

| Pos. | Part-No. | Description | DIN | Dimension | Qty. | Remark |
|------|---------------|-------------------|----------|----------------|------|--------|
| 7 | 000 649 867 1 | Gearbox | | S | 1 | |
| 10 | 000 233 072 0 | Shims | | 68 X 79,5x0,1 | N.B | |
| 10 | 000 233 174 0 | Shims | | 68 X 79,5x0,3 | N.B | |
| 10 | 000 233 074 0 | Shims | | 68 X 79,5x0,5 | N.B | |
| 11 | 000 243 535 0 | Cy.Roller Bearing | D5412 | Nj 307 E.Tvp2 | 1 | |
| 12 | 000 649 972 0 | Drive shaft | | D73x350,5 | 1 | |
| 13 | 000 237 120 1 | Shaft seal ring | D3760 | As 20x 30x 7 | 2 | |
| 14 | 000 643 474 1 | Shift rod | | D20x340,5 | 1 | |
| 15 | 000 235 614 1 | Bolt | | 12h11x11x25 | 2 | |
| 16 | 000 235 134 1 | Spring washer | | 12 | 2 | |
| 17 | 000 242 590 0 | Threaded pin | Iso4028 | m 8x16 | 4 | |
| 18 | 000 237 383 0 | Hexagonal screw | Iso4017 | M10x25 | 6 | |
| 19 | 000 235 133 1 | Spring washer | | 10 | 6 | |
| 20 | 000 649 965 0 | Gearbox cover | | | 1 | |
| 21 | 000 671 672 0 | Gasket | | 256x186x0,3 | 1 | |
| 22 | 000 235 625 0 | Tensioning pin | Iso8752 | 3,5x 36-N | 2 | |
| 23 | 000 235 665 2 | Tensioning pin | Iso8752 | 6 X 36 N-St | 2 | |
| 24 | 000 662 009 2 | Shift fork | | 2.+3.Gang | 1 | |
| 25 | 000 090 120 1 | Screw plug | Din906 | M10x1 | 1 | |
| 26 | 000 235 167 0 | Circlip | D471 | 42x1,75 | 1 | |
| 27 | 000 063 158 0 | Db.sliding gear | | 21/33 Z. | 1 | |
| 28 | 000 643 473 0 | Shift rod | | D20x328 | 1 | |
| 29 | 000 685 679 1 | Shift fork | | 1.Gang | 1 | |
| 30 | 000 643 466 0 | Main shaft | | 12 Z. | 1 | |
| 31 | 000 243 497 0 | Cy.Roller Bearing | D5412 | Nj 2208 E.Tvp2 | 1 | |
| 32 | 000 237 127 1 | Shaft seal ring | | B1 35x 62x10 | 1 | |
| 33 | 000 243 436 0 | Cy.Roller Bearing | D5412 | Nj 207 E.Tvp2 | 1 | |
| 34 | 000 235 168 0 | Circlip | D471 | 45x1,75 | 3 | |
| 35 | 000 649 869 0 | Sliding wheel | | Z=44 | 1 | |
| 36 | 000 609 402 0 | Double gear wheel | | 26/38 Z. | 1 | |
| 37 | 000 649 964 0 | Interm.gear wheel | | D124x51,3 | 1 | |
| 38 | 000 243 436 0 | Cy.Roller Bearing | D5412 | Nj 207 E.Tvp2 | 2 | |
| 39 | 000 235 186 0 | Circlip | Din472 | 72x2,5 | 1 | |
| 40 | 000 235 186 0 | Circlip | Din472 | 72x2,5 | 1 | |
| 41 | 000 643 472 0 | Intermediate axle | | | 1 | |
| 42 | 000 712 660 0 | Screw plug | | m 24 X 1,5 | 1 | |
| 43 | 000 237 442 0 | Hexagonal screw | Iso4017 | M08x25 | 9 | |
| 43 | 000 237 068 0 | Countersunk bolt | Iso10642 | m 8x 20 | 1 | |
| 44 | 000 239 387 0 | Contact washer | | A 8 | 9 | |
| 45 | 000 643 442 0 | Gearbox cover | | | 1 | |
| 46 | 000 643 603 0 | Gasket | | | 1 | |
| 47 | 000 694 156 0 | Compress.spring | | 1,9 X 11,5x 40 | 2 | |
| 48 | 000 631 698 0 | Ball | D5401 | 14 G28 | 2 | |
| 49 | 000 643 604 0 | Oil wiper plate | | 125x41,5x1,5 | 1 | |
| 50 | 000 238 094 0 | Hexagonal screw | Iso4017 | M06x25 | 2 | |
| 51 | 000 215 003 0 | Contact washer | | Ers.D.2393860 | 2 | |
| 52 | 000 637 546 0 | Gearbox housing | | | 1 | |
| 53 | 000 635 423 0 | Magnetic Plug | | M24x1,5 | 1 | |

7



hydrostatischer Fahrtrieb 12 t

„MAXI“

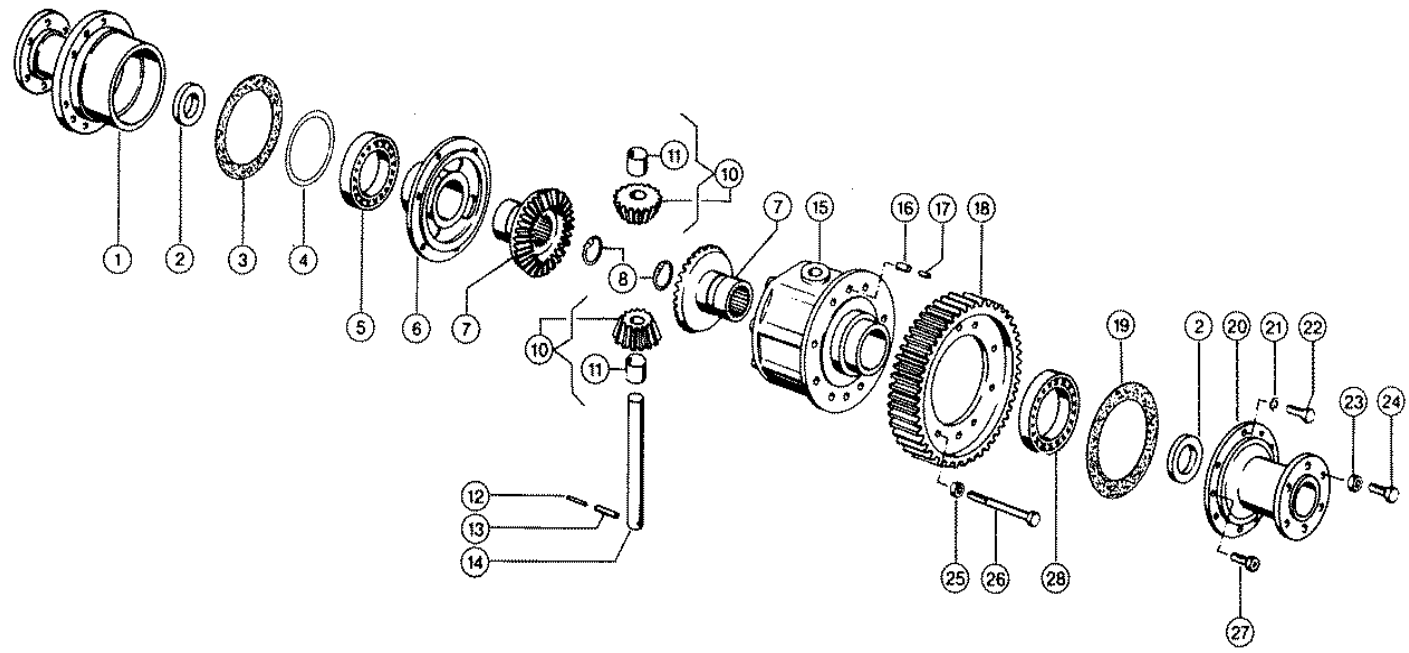
CLAAS SPARE PARTS LIST

06.09.2008
Sheet 1
DOMINATOR 98 VX

Characteristic: **GEARBOX, MAXI (12 T)**

Illustration: **169**

| Pos. | Part-No. | Description | DIN | Dimension | Qty. | Remark |
|------|---------------|-------------------|----------|----------------|------|--------|
| 7 | 000 694 115 0 | Gearbox | | S | 1 | |
| 10 | 000 233 072 0 | Shims | | 68 X 79,5x0,1 | N.B | |
| 10 | 000 233 174 0 | Shims | | 68 X 79,5x0,3 | N.B | |
| 10 | 000 233 074 0 | Shims | | 68 X 79,5x0,5 | N.B | |
| 11 | 000 243 535 0 | Cy.Roller Bearing | D5412 | Nj 307 E.Tvp2 | 1 | |
| 12 | 000 649 961 0 | Drive shaft | | | 1 | |
| 13 | 000 237 120 1 | Shaft seal ring | D3760 | As 20x 30x 7 | 2 | |
| 14 | 000 643 474 1 | Shift rod | | D20x340,5 | 1 | |
| 15 | 000 235 614 1 | Bolt | | 12h11x11x25 | 2 | |
| 16 | 000 235 134 1 | Spring washer | | 12 | 2 | |
| 17 | 000 242 590 0 | Threaded pin | Iso4028 | m 8x16 | 4 | |
| 18 | 000 237 383 0 | Hexagonal screw | Iso4017 | M10x25 | 6 | |
| 19 | 000 235 133 1 | Spring washer | | 10 | 6 | |
| 20 | 000 649 965 0 | Gearbox cover | | | 1 | |
| 21 | 000 671 672 0 | Gasket | | 256x186x0,3 | 1 | |
| 22 | 000 235 625 0 | Tensioning pin | Iso8752 | 3,5x 36-N | 2 | |
| 23 | 000 235 665 2 | Tensioning pin | Iso8752 | 6 X 36 N-St | 2 | |
| 24 | 000 694 118 0 | Shift fork | | 2.+3.Gang | 1 | |
| 25 | 000 090 120 1 | Screw plug | Din906 | M10x1 | 1 | |
| 26 | 000 237 862 0 | Circlip | Din471 | 50x2 | 1 | |
| 27 | 000 694 116 0 | Db.sliding gear | | 32/19 Z. | 1 | |
| 28 | 000 643 473 0 | Shift rod | | D20x328 | 1 | |
| 29 | 000 685 679 1 | Shift fork | | 1.Gang | 1 | |
| 30 | 000 643 556 0 | Main shaft | | D75x420 | 1 | |
| 31 | 000 239 360 1 | Cy.Roller Bearing | 5412 | Nj 2308 E.Tvp2 | 1 | |
| 32 | 000 237 127 1 | Shaft seal ring | | B1 35x 62x10 | 1 | |
| 33 | 000 243 436 0 | Cy.Roller Bearing | D5412 | Nj 207 E.Tvp2 | 1 | |
| 34 | 000 235 168 0 | Circlip | D471 | 45x1,75 | 3 | |
| 35 | 000 643 626 0 | Sliding wheel | | 45 Z. | 1 | |
| 36 | 000 694 117 0 | Double gear wheel | | 27/40 Z. | 1 | |
| 37 | 000 643 557 0 | Interm.gear wheel | | D136,5x64 | 1 | |
| 38 | 000 239 120 1 | Cy.Roller Bearing | D5412 | Nj 2207 E.Tvp2 | 2 | |
| 39 | 000 235 186 0 | Circlip | Din472 | 72x2,5 | 1 | |
| 40 | 000 235 186 0 | Circlip | Din472 | 72x2,5 | 1 | |
| 41 | 000 643 561 0 | Intermediate axle | | D48x115,5 | 1 | |
| 42 | 000 712 660 0 | Screw plug | | m 24 X 1,5 | 1 | |
| 43 | 000 237 442 0 | Hexagonal screw | Iso4017 | M08x25 | 9 | |
| 43 | 000 237 068 0 | Countersunk bolt | Iso10642 | m 8x 20 | 1 | |
| 44 | 000 239 387 0 | Contact washer | | A 8 | 9 | |
| 45 | 000 643 442 0 | Gearbox cover | | | 1 | |
| 46 | 000 643 603 0 | Gasket | | | 1 | |
| 47 | 000 694 156 0 | Compress.spring | | 1,9 X 11,5x 40 | 2 | |
| 48 | 000 631 698 0 | Ball | D5401 | 14 G28 | 2 | |
| 49 | 000 643 604 0 | Oil wiper plate | | 125x41,5x1,5 | 1 | |
| 50 | 000 238 094 0 | Hexagonal screw | Iso4017 | M06x25 | 2 | |
| 51 | 000 215 003 0 | Contact washer | | Ers.D.2393860 | 2 | |
| 52 | 000 637 545 0 | Gearbox housing | | | 1 | |
| 53 | 000 635 423 0 | Magnetic Plug | | M24x1,5 | 1 | |
| 54 | 000 643 559 0 | Bushing | | D45,15x22 | 1 | |



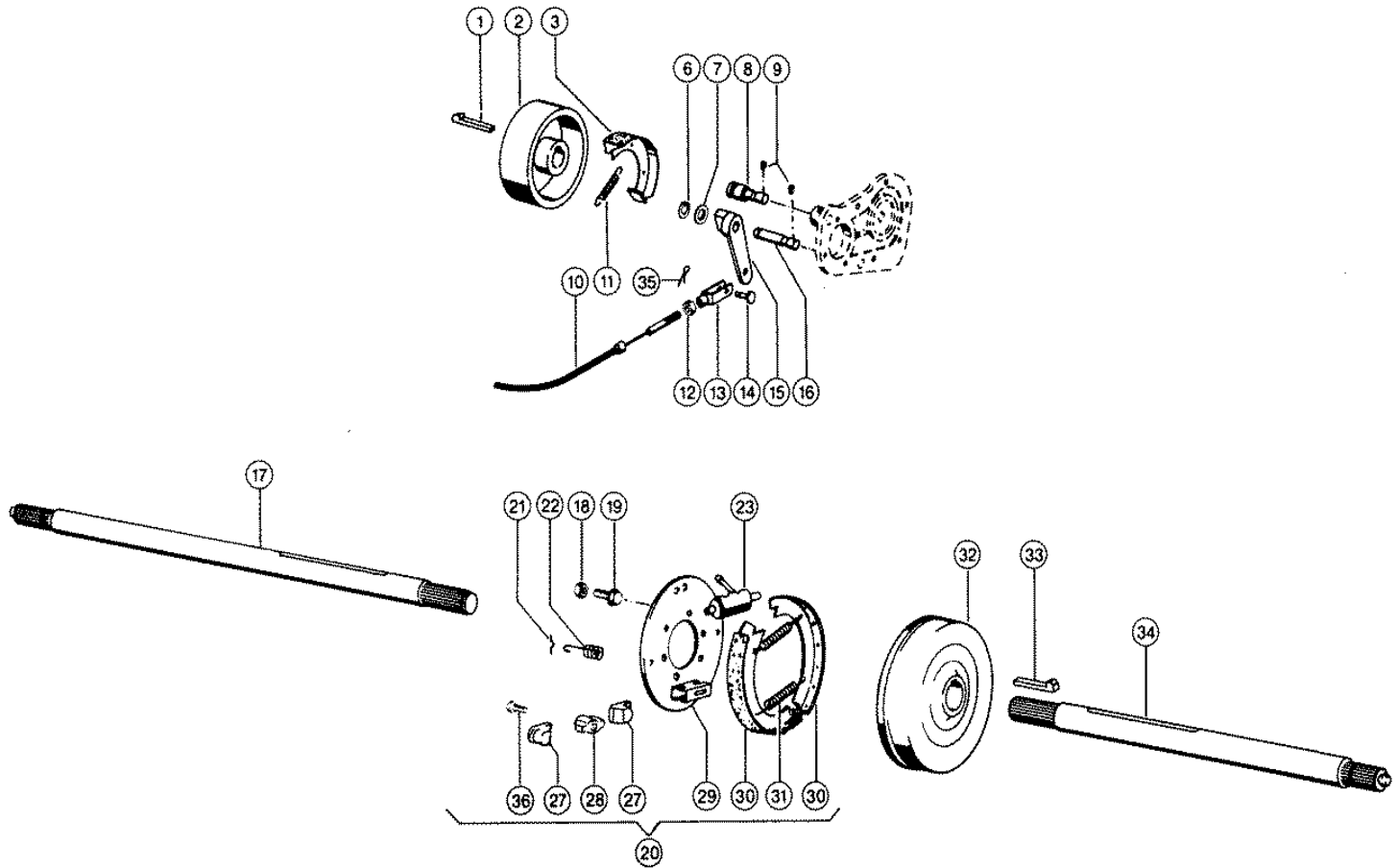
CLAAS SPARE PARTS LIST

06.09.2008
Sheet 1
DOMINATOR 98 VX

Characteristic: **DIFFERENTIAL**

Illustration: **170**

| Pos. | Part-No. | Description | DIN | Dimension | Qty. | Remark |
|------|---------------|-------------------|---------|----------------|------|-----------------------------------|
| - | 000 643 564 1 | Balance gear | | Montiert | 1 | |
| 1 | 000 643 475 0 | Flange r.h. | | | 1 | |
| 1 | 000 643 651 3 | Brake Flange R.H. | | 235 lang | 1 | with 12 T driving shaft |
| 2 | 000 237 121 2 | Shaft seal ring | | Basl 48x72x12 | 2 | |
| 3 | 000 602 141 0 | Gasket | | D 216x0,3 | 1 | |
| 4 | 000 238 117 0 | Shims | | 128 X139,9x0,1 | N.B | 0.1 mm |
| 4 | 000 238 118 0 | Shims | | 128x139,9x0,2 | N.B | 0.2 mm |
| 4 | 000 631 648 0 | Shims | | 128 X139 X1 | N.B | 1.0 mm |
| 5 | 000 235 906 0 | Grvd.ball bearing | D625 | 6018 | 1 | |
| 6 | 000 631 649 3 | Claw with flange | | | 1 | |
| 6 | 000 609 407 3 | Claw with flange | | | 1 | with 12 T driving shaft |
| 7 | 000 677 489 1 | Wheel plate | | 30 Z. | 2 | |
| 8 | 000 235 180 0 | Circlip | D472 | 42x1,75 | 2 | |
| 10 | 000 587 146 1 | Bevel gear | | Vorm. | 2 | from no. 09308610 with Item 11 |
| 10 | 000 635 881 1 | Bevel gear | | | 2 | to No. 09308609 |
| 11 | 000 587 142 1 | Bearing bush | | 30 X 33 X 32 | 2 | from no. 09308610 |
| - | 000 201 802 1 | Glue | | 50g Flasche | N.B | |
| - | 000 637 544 0 | Bearing bush | | 30x33x30,5 | 2 | to No. 09308609 |
| 12 | 000 235 668 0 | Tensioning pin | Iso8752 | 26 X 50 | 1 | |
| 13 | 000 237 612 2 | Tensioning pin | Iso8752 | 10 X 50-N | 1 | |
| 14 | 000 750 486 1 | Different.shaft | | D30x332 | 1 | |
| 15 | 000 631 626 8 | Balance housing | | | 1 | |
| 15 | 000 609 406 4 | Balance housing | | | 1 | with 12 T driving shaft |
| 16 | 000 238 532 0 | Tensioning pin | Iso8752 | 13 X 30 | 2 | |
| 17 | 000 235 679 2 | Tensioning pin | Iso8752 | 28 X 30-N | 2 | |
| 18 | 000 649 957 0 | Toothed rim | | D297x48 | 1 | |
| 18 | 000 643 558 0 | Toothed rim | | D297x62 | 1 | with 12 T driving shaft |
| 19 | 000 662 011 0 | Gasket | | 142x195x0,3 | 1 | |
| 19 | 000 602 141 0 | Gasket | | D 216x0,3 | 1 | with 12 T driving shaft |
| 20 | 000 643 505 0 | Flange l.h. | | | 1 | |
| 20 | 000 643 554 1 | Brake Flange L.H. | | links | 1 | with 12 T driving shaft |
| 21 | 000 235 134 1 | Spring washer | | 12 | 12 | |
| 22 | 000 237 462 0 | Hexagonal screw | Iso4017 | M12x40 | 12 | |
| 23 | 000 238 234 0 | Securing nut | Iso7042 | M12 | 12 | |
| 24 | 000 239 306 0 | Self Lock. Screw | | M12x35 | 12 | |
| 25 | 000 238 006 0 | Securing nut | Iso7042 | M10 | 8 | |
| 25 | 000 233 323 0 | Securing nut | Iso7042 | M12 | 8 | with 12 T driving shaft |
| 26 | 000 239 420 0 | Hexagonal screw | Din4014 | M10x160 | 8 | |
| 26 | 000 239 145 0 | Hexagonal screw | Iso4014 | M12x160 | 8 | with 12 T driving shaft |
| 27 | 000 244 820 0 | Socket head screw | Din7984 | M10x 20 | 6 | |
| 28 | 000 235 906 0 | Grvd.ball bearing | D625 | 6018 | 1 | |
| 28 | 000 243 134 0 | Grvd.ball bearing | D625 | 6217 | 1 | with 12 T driving shaft |

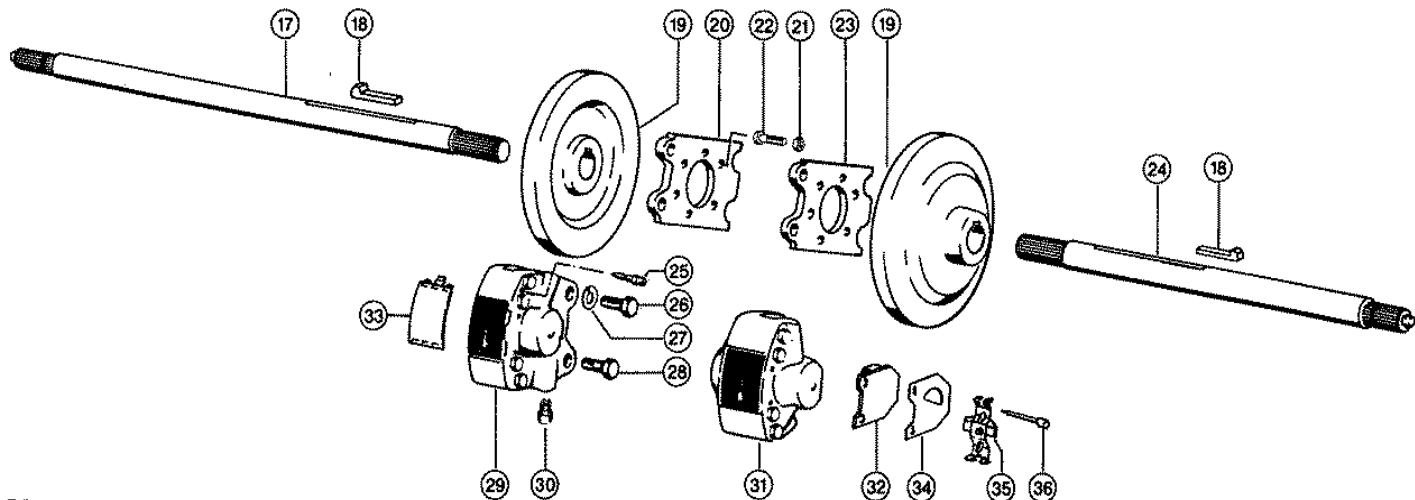
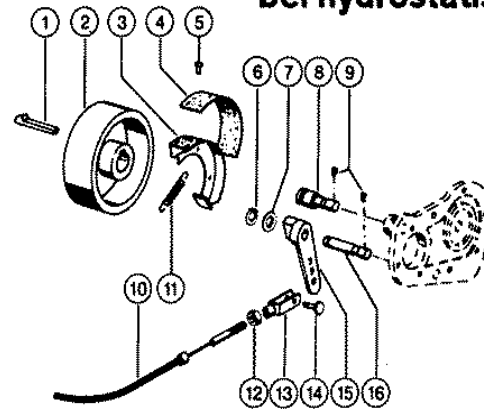


Characteristic: **BRAKE (10,5 T)**

Illustration: **171**

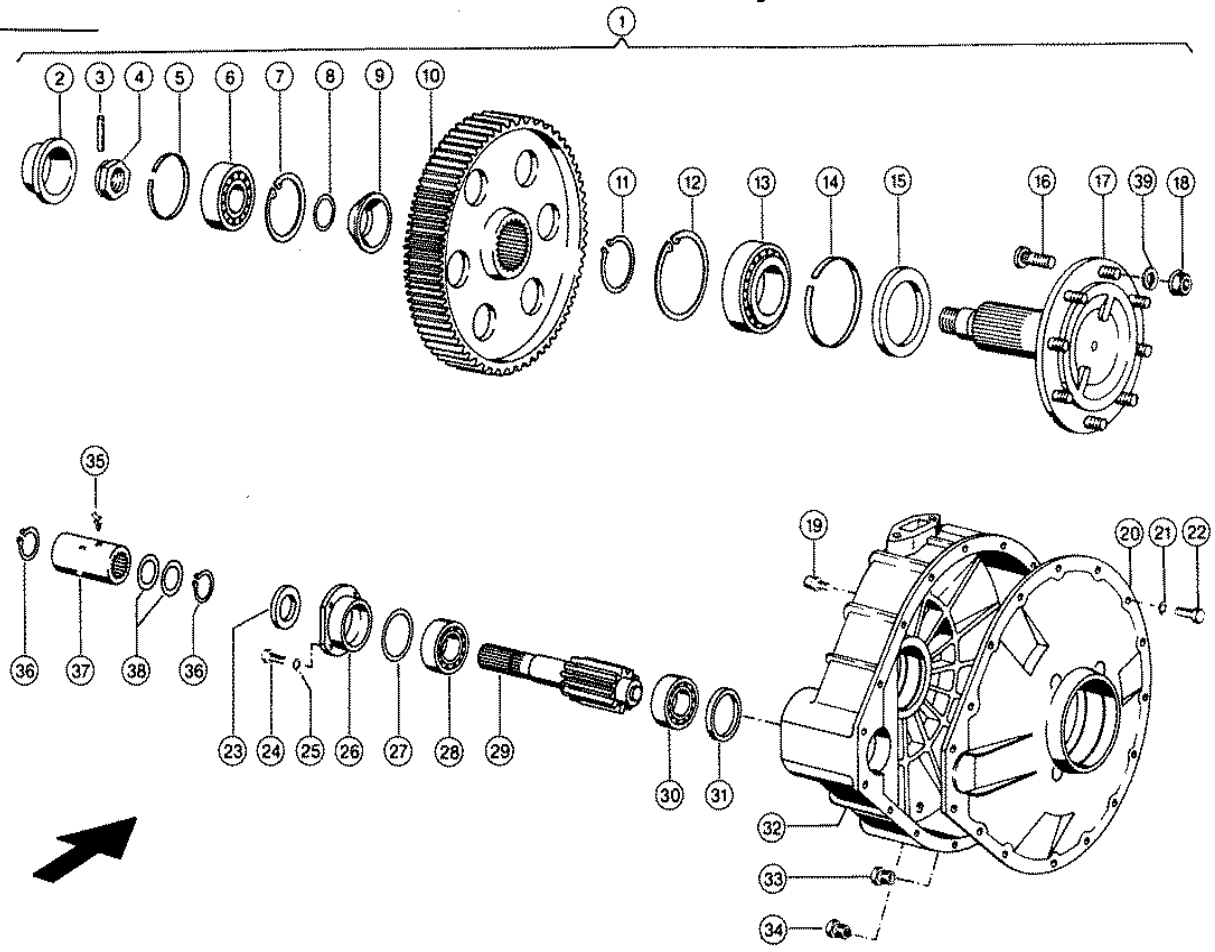
| Pos. | Part-No. | Description | DIN | Dimension | Qty. | Remark |
|------|---------------|-------------------|---------|-----------------|------|--------|
| 1 | 000 244 802 0 | Gib-head key | D6887 | 10x 8x 56 | 1 | |
| 2 | 000 685 261 1 | Brake drum | | | 1 | |
| 3 | 000 643 206 0 | Brake shoe compl. | | 160x40 Asbestfr | 2 | |
| 6 | 000 238 113 0 | Circlip | D471 | 14x1 | 1 | |
| 7 | 000 233 847 0 | Washer | | 14 X 30 X2 | 1 | |
| 8 | 000 685 264 0 | Anchor pin | | 20 X 72 | 1 | |
| 9 | 000 242 590 0 | Threaded pin | Iso4028 | 8m 8x16 | 2 | |
| 10 | 000 623 708 3 | Cable | | 4015 lg | 1 | |
| 11 | 000 685 362 0 | Tension spring | | | 2 | |
| 12 | 000 236 171 0 | Hexagonal nut | Iso4032 | M10 | 1 | |
| 13 | 000 632 119 0 | Fork head | | G10x60 | 1 | |
| 14 | 000 632 133 0 | Pin | | B10a12x 28 | 1 | |
| 15 | 000 685 363 1 | Brake cam | | | 1 | |
| 16 | 000 685 265 0 | Pin | | 14 X 81 | 1 | |
| 17 | 000 643 016 1 | Countershaft r.h. | | D 50x943 | 1 | |
| 18 | 000 238 234 0 | Securing nut | Iso7042 | M12 | 12 | |
| 19 | 000 239 306 0 | Self Lock. Screw | | M12x35 | 12 | |
| 20 | 000 685 459 4 | Hydr. Brake | | 250x60 | 2 | |
| 21 | 000 655 333 0 | Spring bracket | | . | 4 | |
| 22 | 000 685 189 0 | Compress.spring | | 56,5 -1 lang | 4 | |
| 23 | 000 655 339 1 | Brake cylinder | | 37438 | 2 | |
| - | 000 179 288 0 | Repair kit | | 655339.1 | N.B | |
| 27 | 000 643 249 0 | Readjusting bolt | | | 4 | |
| 28 | 000 643 250 0 | Readjusting key | | | 2 | |
| 29 | 000 643 248 0 | Brake plate | | für 685459.4 | 2 | |
| 30 | 000 643 208 0 | Brake shoe compl. | | 250x60 Asbestfr | 4 | |
| 31 | 000 631 867 0 | Tension spring | | 2,8 X 13 X106 | 4 | |
| 32 | 000 606 888 0 | Brake drum | | | 2 | |
| 33 | 000 007 634 0 | Gib-head key | D6887 | 14x 9x 75 | 2 | |
| 34 | 000 606 872 1 | Countershaft l.h. | | D50x789 | 1 | |
| 35 | 000 235 084 0 | Split pin | I1234 | 3,2x 28 | 1 | |
| 36 | 000 643 251 0 | Hexagonal screw | | 45353 | 2 | |

bei Serie "MAXI"



Characteristic: **BRAKE (12 T)**Illustration: **172**

| Pos. | Part-No. | Description | DIN | Dimension | Qty. | Remark |
|------|---------------|-------------------|---------|-----------------|------|--------|
| 1 | 000 244 802 0 | Gib-head key | D6887 | 10x 8x 56 | 1 | |
| 2 | 000 685 261 1 | Brake drum | | | 1 | |
| 3 | 000 643 206 0 | Brake shoe compl. | | 160x40 Asbestfr | 2 | |
| 6 | 000 238 113 0 | Circlip | D471 | 14x1 | 1 | |
| 7 | 000 233 847 0 | Washer | | 14 X 30 X2 | 1 | |
| 8 | 000 685 264 0 | Anchor pin | | 20 X 72 | 1 | |
| 9 | 000 242 590 0 | Threaded pin | Iso4028 | m 8x16 | 2 | |
| 10 | 000 623 708 3 | Cable | | 4015 lg | 1 | |
| 11 | 000 685 362 0 | Tension spring | | | 2 | |
| 12 | 000 236 171 0 | Hexagonal nut | Iso4032 | M10 | 1 | |
| 13 | 000 632 119 0 | Fork head | | G10x60 | 1 | |
| 14 | 000 632 133 0 | Pin | | B10a12x 28 | 1 | |
| 15 | 000 685 363 1 | Brake cam | | | 1 | |
| 16 | 000 685 265 0 | Pin | | 14 X 81 | 1 | |
| 17 | 000 643 016 1 | Countershaft r.h. | | D 50x943 | 1 | |
| 18 | 000 007 634 0 | Gib-head key | D6887 | 14x 9x 75 | 2 | |
| 19 | 000 643 591 1 | Brake disc | | | 2 | |
| 20 | 000 649 737 0 | Flange r.h. | | 15x150x180 | 1 | |
| 21 | 000 244 144 0 | Hexagonal nut | Iso4032 | M12 | 12 | |
| 22 | 000 211 058 0 | Hexagonal screw | Iso4017 | M12x40-Mkl | 12 | |
| 23 | 000 649 736 0 | Flange l.h. | | 15x150x180 | 1 | |
| 24 | 000 609 436 1 | Countershaft l.h. | | D50x789 | 1 | |
| 25 | 000 643 648 0 | Breather valve | | | 2 | |
| 26 | 000 215 352 0 | Hexagonal screw | Iso8676 | M16x1,5x 45-Mkl | 2 | |
| 27 | 000 235 135 1 | Safety ring | Din128 | 16 | 2 | |
| 28 | 000 643 593 0 | Fitting screw | | M16x1,5x42 | 2 | |
| 29 | 000 643 596 1 | Brake pads holder | | 12555.02 Rv | 1 | |
| - | 000 176 034 0 | Seal-Repair-Set | D | für 643596/7.1 | N.B | |
| 30 | 000 064 480 0 | Intermed.piece | | | 2 | |
| 31 | 000 643 597 1 | Brake pads holder | | 12555.01 Lv | 1 | |
| - | 000 176 034 0 | Seal-Repair-Set | D | für 643596/7.1 | N.B | |
| 32 | 000 643 692 3 | Brake lining | | ohne Zubehör | 1 | 4 each |
| 33 | 000 649 622 0 | Sealing cover | | Ate | 2 | |
| 34 | 000 180 439 0 | Intermed.plate | | | 2 | |
| 35 | 000 180 437 0 | Spread spring | | | 2 | |
| 36 | 000 180 438 0 | Support pin | | | 4 | |

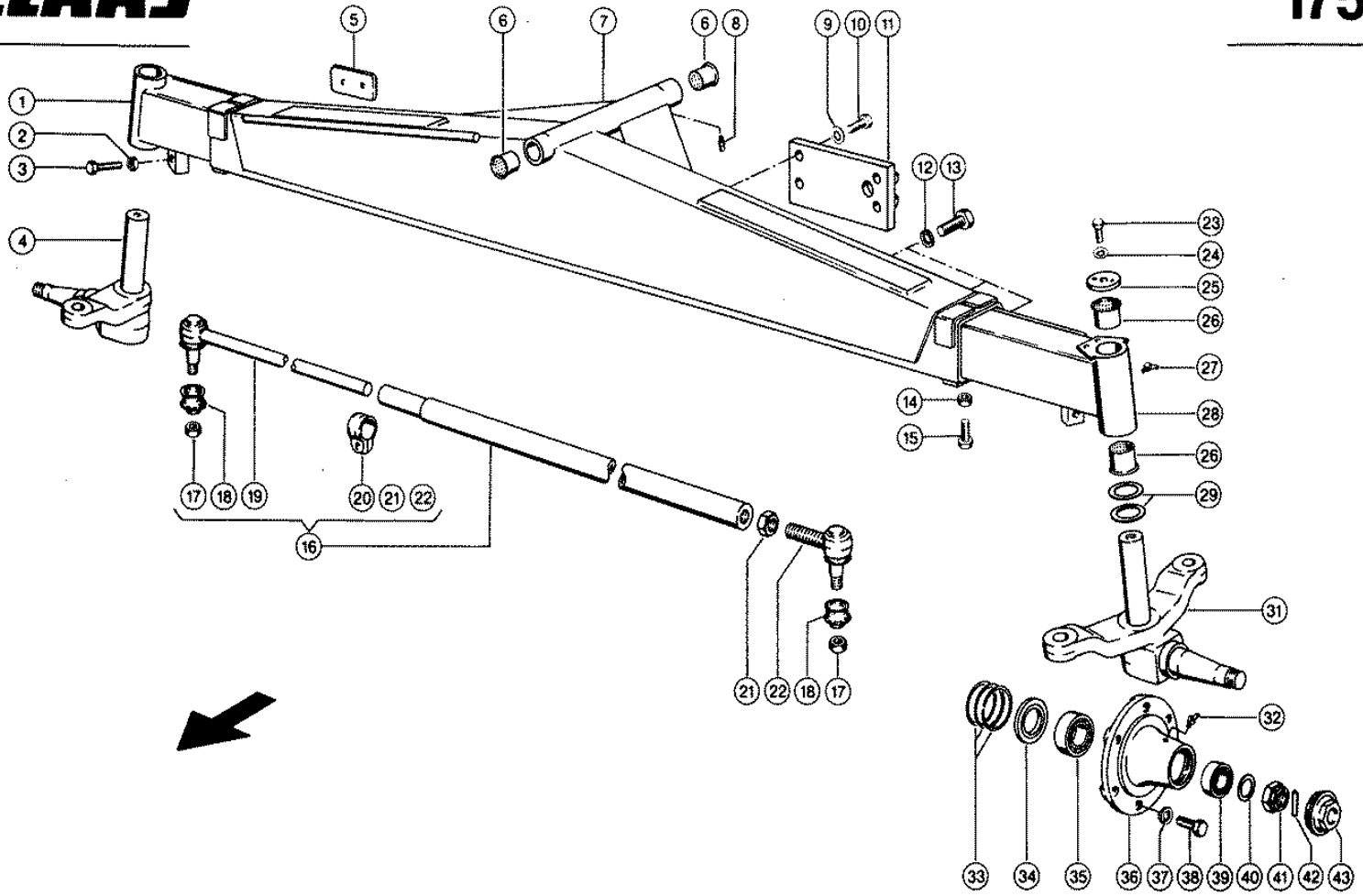


Characteristic: **FINAL DRIVE**Illustration: **173**

| Pos. | Part-No. | Description | DIN | Dimension | Qty. | Remark |
|------|---------------|-------------------|---------|-----------------|------|-------------------------|
| 1 | 000 643 431 1 | Final drive assy. | | mont S | 2 | |
| 1 | 000 694 358 0 | Final Drive L/R | | . | 2 | with 12 T driving shaft |
| 2 | 000 635 426 2 | Cover cap | | | 2 | |
| 3 | 000 235 682 2 | Tensioning pin | Iso8752 | 28 X 60-N | 2 | |
| 3 | 000 235 654 0 | Tensioning pin | I8752 | W.Ers.D.2356541 | 2 | |
| 4 | 000 685 364 1 | Castellated nut | | M42x1,5-10 Schl | 2 | |
| 5 | 000 606 948 0 | Intermediate ring | | 4x8x318 | 2 | |
| 6 | 000 243 685 0 | Ta.roller bearing | D720 | 303 10 | 2 | |
| 7 | 000 235 194 0 | Circlip | Din472 | 110x4 | 2 | |
| 8 | 000 234 432 0 | Shims | Din988 | 50x62x1 | N.B | |
| 9 | 000 606 947 0 | Tapered ring | | | 2 | |
| 10 | 000 679 243 0 | Spur gear | | 98 Z | 2 | |
| 10 | 000 176 937 0 | Spur gear | | 95 Zähne | 2 | with 12 T driving shaft |
| 11 | 000 215 043 0 | Circlip | D471 | 80x4 | 2 | |
| 12 | 000 235 196 0 | Circlip | D472 | 150x4 | 2 | |
| 13 | 000 215 141 0 | Ta.roller bearing | D720 | 330 20 | 2 | |
| 14 | 000 609 463 0 | Intermediate ring | | 10x3x444 | 2 | |
| 15 | 000 237 124 1 | Shaft seal ring | | B1 110x150x15 | 2 | |
| 16 | 000 602 116 1 | Wheel bolt | | M22x1,5x 65 | 16 | |
| 17 | 000 643 531 0 | Wheel shaft | | | 2 | |
| 17 | 000 609 461 2 | Wheel Shaft+Bolt | | | 2 | with 12 T driving shaft |
| 18 | 000 233 339 3 | Wheel nut | Din7436 | C22 | 16 | pay attention to design |
| 18 | 000 239 367 1 | Press. plate nut | Din7436 | C122 | 16 | pay attention to design |
| 19 | 000 179 842 0 | Breather | | M10 X1 | 2 | |
| 20 | 000 606 943 0 | Cover | | | 2 | |
| 21 | 000 235 134 1 | Spring washer | | 12 | 34 | |
| 22 | 000 237 461 0 | Hexagonal screw | Iso4017 | M12x30 | 34 | |
| 23 | 000 244 075 0 | Shaft seal ring | D3760 | As 50x 65x 8 | 2 | |
| 24 | 000 237 383 0 | Hexagonal screw | Iso4017 | M10x25 | 10 | |
| 25 | 000 235 133 1 | Spring washer | | 10 | 10 | |
| 26 | 000 606 895 0 | Cover | | | 2 | |
| 27 | 000 233 072 0 | Shims | | 68 X 79,5x0,1 | N.B | |
| 27 | 000 233 174 0 | Shims | | 68 X 79,5x0,3 | N.B | |
| 27 | 000 233 074 0 | Shims | | 68 X 79,5x0,5 | N.B | |
| 28 | 000 215 038 0 | Ta.roller bearing | D720 | 33010/Q | 2 | |
| 29 | 000 606 946 1 | Pinion shaft | | 12 Z. | 2 | |
| 29 | 000 694 267 0 | Pinion shaft | | 12 Zähne | 2 | with 12 T driving shaft |
| 30 | 000 243 671 0 | Ta.roller bearing | D720 | 322 08 | 2 | |
| 31 | 000 606 898 0 | Spacer ring | | | 2 | |
| 32 | 000 606 956 0 | Axle housing | | | 2 | |
| 33 | 000 635 424 0 | Screw plug | | M24x1,5 | 2 | |
| 34 | 000 635 423 0 | Magnetic Plug | | M24x1,5 | 2 | |
| 35 | 000 236 942 0 | Grease nipple | D71412 | As 6x1 | 2 | |
| 36 | 000 234 452 0 | Circlip | Din471 | 45x2,5 | 4 | |
| 37 | 000 649 934 0 | Profile bushing | | | 2 | |
| 38 | 000 679 020 0 | Washer | | 45x65x0,75 | N.B | |
| 39 | 000 233 224 0 | Spring washer | D7436 | C22,5 | 16 | |

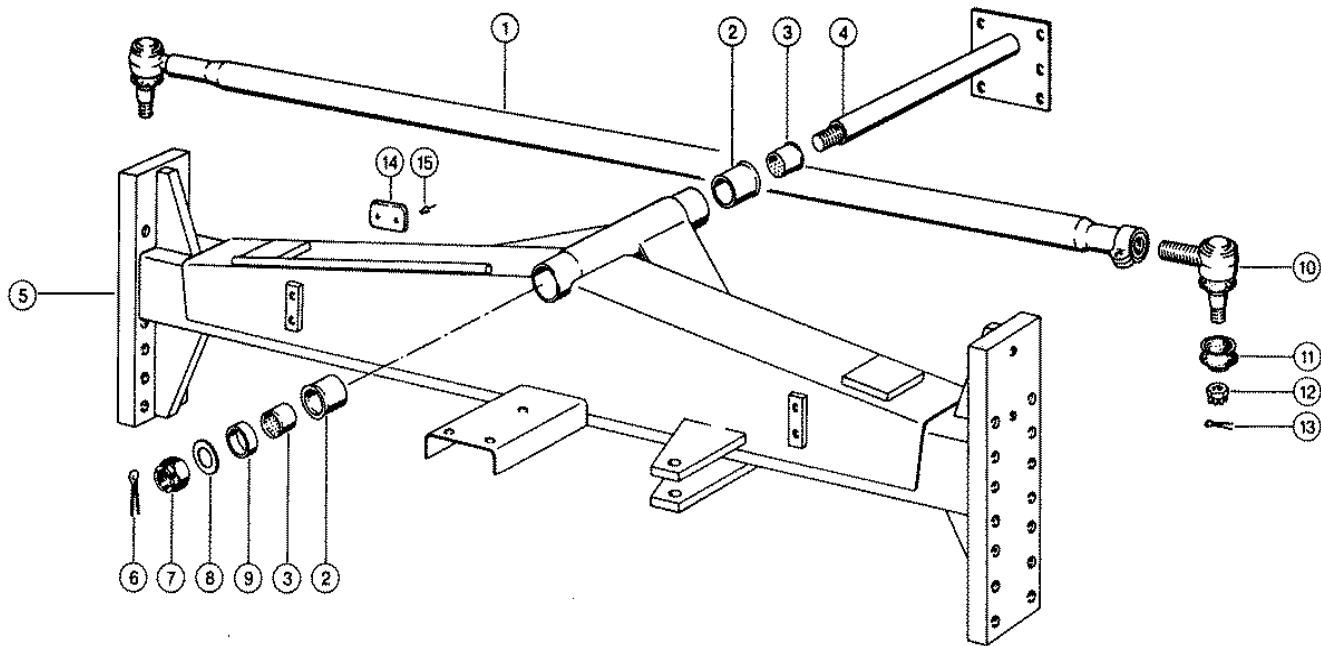
Characteristic: **2.05 M REAR AXLE**Illustration: **174**

| Pos. | Part-No. | Description | DIN | Dimension | Qty. | Remark |
|------|---------------|-------------------|---------|-----------------|------|--------|
| - | 000 694 049 2 | Steer.axle ass. | | 2050 | 1 | |
| 1 | 000 591 574 0 | Reflector red | | | 2 | |
| 2 | 000 239 153 0 | Rivet | D7337 | A 4,8x20 | 4 | |
| 3 | 000 637 771 0 | Bearing bush | | 55/40x40 | 2 | |
| 4 | 000 685 700 1 | Steer.axle ass. | | 2,05 m | 1 | |
| 5 | 000 236 942 0 | Grease nipple | D71412 | As 6x1 | 1 | |
| 6 | 000 673 412 0 | Axle Spindle R.H. | | | 1 | |
| 7 | 000 637 773 1 | Track rod | | | 1 | |
| 8 | 000 236 456 0 | Hexagonal nut | Iso4035 | M12 | 2 | |
| 9 | 000 242 455 0 | Hexagonal screw | Iso4017 | M12x60 | 2 | |
| 10 | 000 239 004 0 | Securing nut | Iso1051 | M14x1,5 | 2 | |
| 11 | 000 631 184 0 | Sealing cap | | | 2 | |
| 12 | 000 633 587 0 | Hexagonal nut | Iso8675 | M28x1,5 | 1 | |
| 13 | 000 177 042 0 | Ball joint | | | 1 | |
| 14 | 000 237 458 0 | Hexagonal screw | Iso4017 | M12x20 | 2 | |
| 15 | 000 239 389 0 | Contact washer | | A12 | 2 | |
| 16 | 000 673 420 1 | Cover disk | | D 63x6 | 2 | |
| 17 | 000 655 144 1 | Bearing bush | | 45 X 47 X 40 | 4 | |
| 18 | 000 236 943 0 | Grease nipple | Din7141 | As 6x1 | 2 | |
| 19 | 000 685 169 1 | Pressure disc | | 45 X 65x3 | 4 | |
| 20 | 000 685 698 1 | Axle Spindle L.H. | | | 1 | |
| 21 | 000 234 447 0 | Circlip | D471 | 20x1,75 | 12 | |
| 22 | 000 238 302 0 | Hexagonal screw | Iso8675 | M18x1,5x 30 | 12 | |
| 23 | 000 235 650 2 | Tensioning pin | Iso8752 | 25 X 36-N | 2 | |
| 24 | 000 673 428 0 | Set of seals | | As 90 3,3 Breit | 6 | |
| 25 | 000 655 088 2 | Thrust washer | | 50x 89x 6 | 2 | |
| 26 | 000 235 989 0 | Ta.roller bearing | Din720 | 30210 | 2 | |
| 27 | 000 694 046 0 | Wheel hub | | 6 Loch | 2 | |
| 28 | 000 235 986 0 | Ta.roller bearing | D720 | 302 06 | 2 | |
| 29 | 000 215 105 0 | Washer | | 24,5x 42 X2 | 2 | |
| 30 | 000 631 168 1 | Castellated nut | Din979 | M24x2-10 Schlit | 2 | |
| 31 | 000 631 169 1 | Cap | | | 2 | |



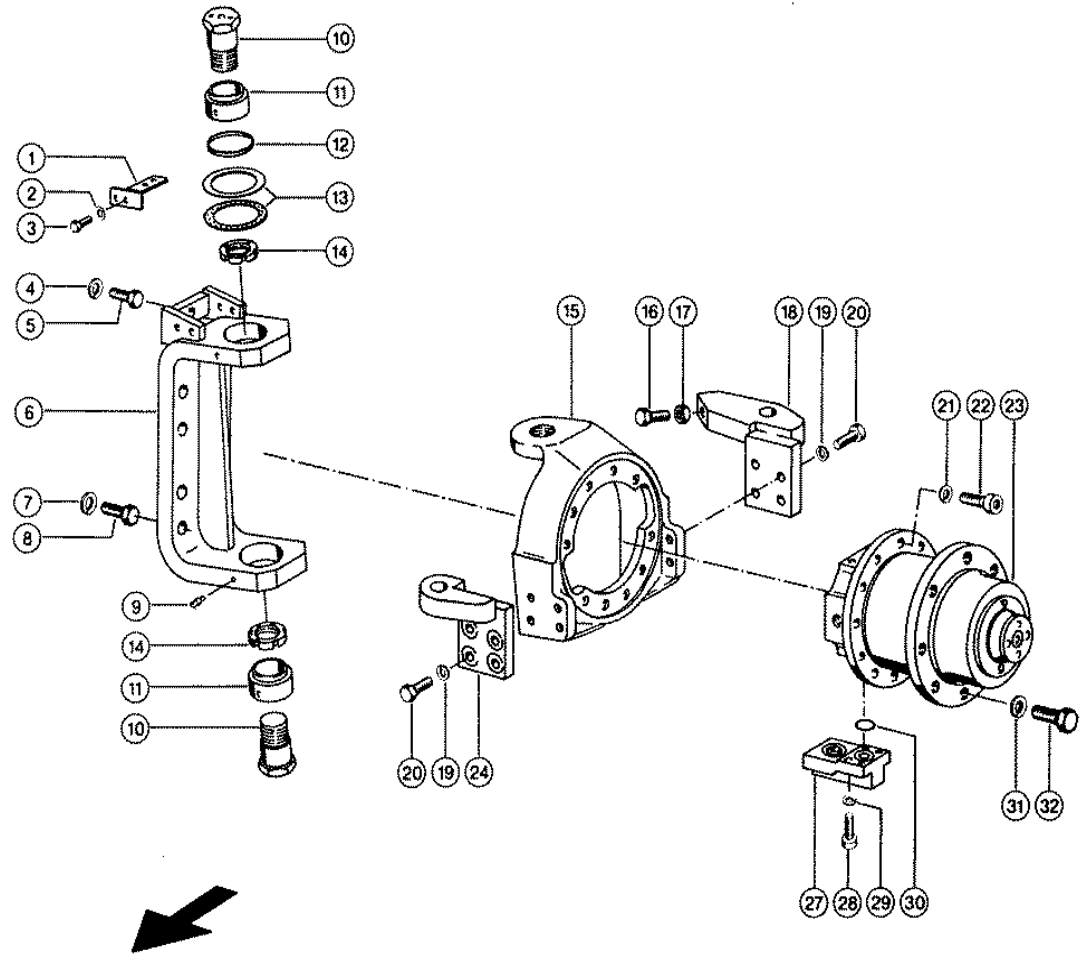
Characteristic: **ADJUSTABLE REAR AXLE**Illustration: **175**

| Pos. | Part-No. | Description | DIN | Dimension | Qty. | Remark |
|------|---------------|-------------------|----------|-----------------|------|--------------|
| 1 | 000 694 222 1 | Adjust.Element Rh | | N.Zg.694220.3 | 1 | with Item 26 |
| 2 | 000 236 457 0 | Hexagonal nut | Iso4032 | M16 | 2 | |
| 3 | 000 242 467 0 | Hexagonal screw | Iso4017 | M16x70 | 2 | |
| 4 | 000 694 208 1 | Axle Spindle R.H. | | | 1 | |
| 5 | 000 591 574 0 | Reflector red | | | 2 | |
| 6 | 000 637 771 0 | Bearing bush | | 55/40x40 | 2 | |
| 7 | 000 694 219 2 | Steer.axle body | | N.Zg.6942203 | 1 | with Item 6 |
| 8 | 000 236 942 0 | Grease nipple | D71412 | As 6x1 | 1 | |
| 9 | 000 239 391 0 | Contact washer | | A16 | 4 | |
| 10 | 000 235 821 0 | Hexagonal screw | Iso4017 | M16x40 | 4 | |
| 11 | 000 694 196 1 | Cylinder support | | | 1 | |
| 12 | 000 235 137 1 | Safety ring | | 20 | 6 | |
| 13 | 000 242 478 0 | Hexagonal screw | Iso4017 | M20x50 | 6 | |
| 14 | 000 236 173 0 | Hexagonal nut | Iso4032 | M16 | 4 | |
| 15 | 000 235 585 0 | Hexagonal screw | Iso4017 | M16x45 | 4 | |
| 16 | 000 694 194 1 | Track rod | | | 1 | |
| 17 | 000 215 008 0 | Securing nut | Iso10518 | M20x1,5 | 2 | |
| 18 | 000 071 987 0 | Guard cap | | | 2 | |
| 19 | 000 694 265 0 | Ball joint | | | 1 | |
| 20 | 000 694 266 0 | Clamp housing | | D 40 | 2 | |
| 21 | 000 244 447 0 | Hexagonal nut | Iso8675 | M30x1,5 | 1 | |
| 22 | 000 694 264 0 | Ball joint | | | 1 | |
| 23 | 000 237 458 0 | Hexagonal screw | Iso4017 | M12x20 | 2 | |
| 24 | 000 235 134 1 | Spring washer | | 12 | 2 | |
| 25 | 000 673 420 1 | Cover disk | | D 63x6 | 2 | |
| 26 | 000 649 431 0 | Bearing bush | | 50x53x40 | 4 | |
| 27 | 000 179 838 0 | Grease nipple | Din7141 | 12 m 8x1 | 2 | |
| 28 | 000 694 221 1 | Adjust.Element Lh | | N.Zg.694220.3 | 1 | with Item 26 |
| 29 | 000 602 279 0 | Thrust washer | | 50x 70x 3 | 4 | |
| 31 | 000 694 207 1 | Axle Spindle L.H. | | | 1 | |
| 32 | 000 236 943 0 | Grease nipple | Din7141 | 12s 6x1 | 2 | |
| 33 | 000 673 428 0 | Set of seals | | As 90 3,3 Breit | 2 | |
| 34 | 000 602 268 0 | Thrust washer | | D89x6 | 2 | |
| 35 | 000 238 640 0 | Ta.roller bearing | D720 | 32011 X | 2 | |
| 36 | 000 649 959 0 | Wheel hub | | | 2 | |
| 37 | 000 236 447 0 | Spring washer | D74361 | C 18,5 | 12 | |
| 38 | 000 244 500 0 | Hexagonal screw | Iso8676 | M18x1,5x 35 | 12 | |
| 39 | 000 243 670 0 | Ta.roller bearing | D720 | 32207 J2/Q | 2 | |
| 40 | 000 233 820 0 | Shims | | 35 X 50 X2 | 2 | |
| 41 | 000 211 053 1 | Castellated nut | Din979 | M33x1,5-10 Schl | 2 | |
| 42 | 000 235 667 2 | Tensioning pin | Iso8752 | 26 X 45-N | 2 | |
| 43 | 000 649 960 0 | Threaded cap | | Gg-20 | 2 | |



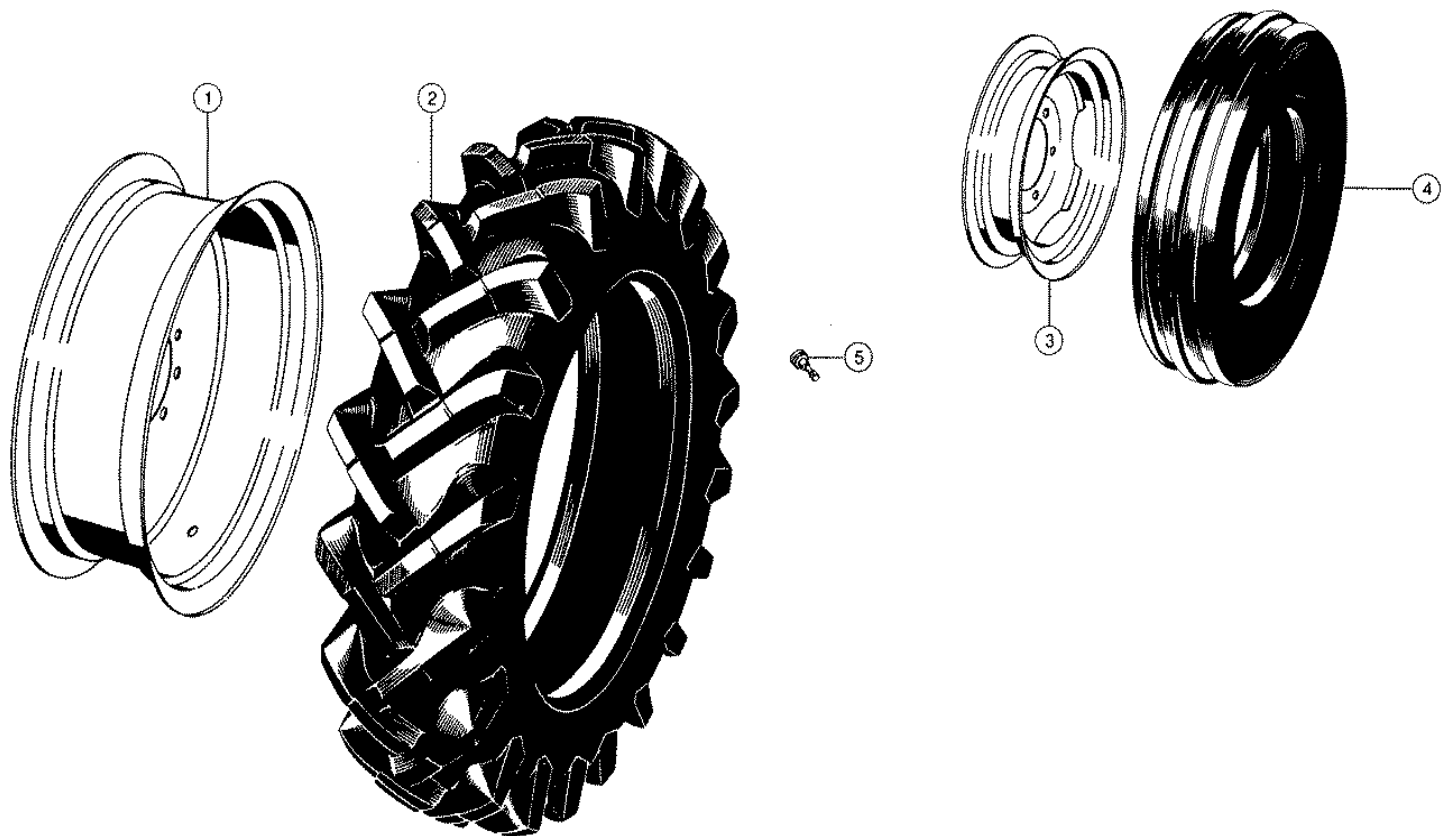
Characteristic: **CLAAS 4-TRAC-SYSTEM**Illustration: **175A**

| Pos. | Part-No. | Description | DIN | Dimension | Qty. | Remark |
|------|---------------|-----------------|--------|--------------|------|--------------|
| 1 | 000 649 838 1 | Track rod | | | 1 | with Item 10 |
| 2 | 000 649 913 0 | Bush assembled | | D 53/40 mm | 2 | |
| 3 | 000 655 143 1 | Bearing bush | | 40 X 42 X 40 | 2 | |
| 4 | 000 687 830 1 | Pin | | | 1 | |
| 5 | 000 649 898 2 | Steer.axle body | | S | 1 | |
| 6 | 000 237 883 0 | Split pin | I1234 | 6,3x 50 | 1 | |
| 7 | 000 233 274 0 | Castellated nut | Din935 | M30x2 | 1 | |
| 8 | 000 233 666 0 | Washer | | 30,5x 52 X5 | 1 | |
| 9 | 000 644 150 0 | Spacer ring | | 50x40x15 | 1 | |
| 10 | 000 643 310 0 | Ball joint cpl. | | | 1 | |
| 11 | 000 643 311 0 | Sealing cap | | | 2 | |
| 12 | 000 763 119 0 | Castellated nut | Din979 | M24x1,5 | 2 | |
| 13 | 000 244 131 0 | Split pin | I1234 | 5 X 45 | 2 | |
| 14 | 000 591 574 0 | Reflector red | | | 2 | |
| 15 | 000 239 153 0 | Rivet | D7337 | A 4,8x20 | 4 | |



Characteristic: **CLAAS 4-TRAC-SYSTEM**Illustration: **175B**

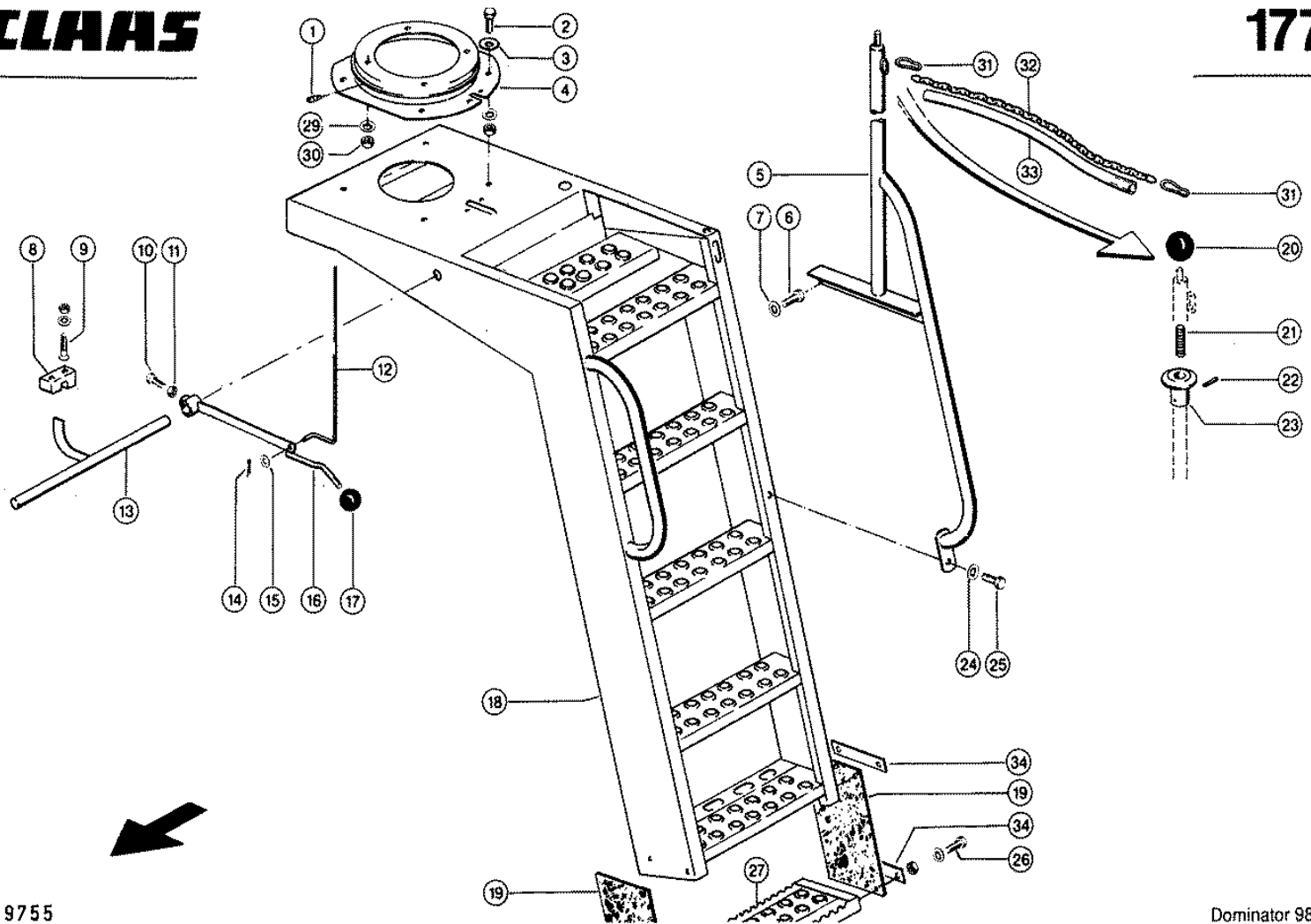
| Pos. | Part-No. | Description | DIN | Dimension | Qty. | Remark |
|------|---------------|-------------------|------------|-----------------|------|---------------|
| 1 | 000 649 910 0 | Angular piece | | | 1 | for autopilot |
| 2 | 000 239 387 0 | Contact washer | | A 8 | 2 | |
| 3 | 000 237 442 0 | Hexagonal screw | Iso4017 | M08x25 | 2 | |
| 4 | 000 235 135 1 | Safety ring | Din128 | 16 | 2 | |
| 5 | 000 235 586 0 | Hexagonal screw | Iso4017 | M16x50 | 2 | |
| 6 | 000 649 893 0 | Frame | | S | 2 | |
| 7 | 000 235 137 1 | Safety ring | | 20 | 16 | |
| 8 | 000 237 591 0 | Hexagonal screw | Iso4017 | M20x60 | 16 | |
| 9 | 000 236 942 0 | Grease nipple | D71412 | As 6x1 | 4 | |
| 10 | 000 649 835 0 | Swivel Pin | | | 4 | |
| 11 | 000 649 839 0 | Joint bearing | Diniso1224 | 50do-2rs | 4 | |
| 12 | 000 649 837 0 | Centering ring | | D80x5,8 | 2 | |
| 13 | 000 649 995 0 | Axial washer | | 80x112x3 | 4 | |
| 14 | 000 235 806 0 | Slotted nut | D70852 | M45x1,5 | 4 | |
| 15 | 000 649 899 0 | Axle spindle hous | | | 2 | |
| 16 | 000 235 588 0 | Hexagonal screw | Iso4014 | M16x60 | 2 | |
| 17 | 000 236 173 0 | Hexagonal nut | Iso4032 | M16 | 2 | |
| 18 | 000 649 904 1 | Coupled frame l.h | | | 1 | |
| - | 000 649 907 1 | Coupled frame r.h | | | 1 | |
| 19 | 000 235 135 1 | Safety ring | Din128 | 16 | 12 | |
| 20 | 000 215 352 0 | Hexagonal screw | Iso8676 | M16x1,5x 45-Mkl | 12 | |
| 21 | 000 215 291 1 | Circlip | | 16 | 20 | |
| 22 | 000 242 297 0 | Socket head screw | Iso4762 | M16x 40 | 20 | |
| 23 | 000 649 906 1 | Wheel hub unit | | Gfr 49 E2029 | 2 | |
| 23 | 000 694 359 0 | Hydraulic motor | | für 649906.1 | 2 | A4F 40/35 |
| 23 | 000 694 360 0 | Planetary gear | | Gfr49e | 2 | Gfr 49 E |
| - | 000 649 648 0 | Seal kit | | Gfr48 E-2222 | N.B | Gfr 48 |
| - | 000 669 909 0 | Seal kit | | Gfr49 E-2029 | N.B | Gfr 49 |
| 24 | 000 649 903 1 | Coupled frame | | | 1 | |
| 27 | 000 649 908 1 | Adapter plate | | 75x42,5x122 | 4 | |
| 28 | 000 236 227 0 | Socket head screw | Iso4762 | M10x 30 | 16 | |
| 29 | 000 242 763 1 | Circlip | | 10 | 16 | |
| 30 | 000 211 908 0 | O-ring | D3771 | 25 X3,55-N | 4 | |
| 31 | 000 233 224 0 | Spring washer | D74361 | C22,5 | 16 | |
| 32 | 000 090 036 0 | Hexagonal screw | Iso8676 | M22x1,5x 45 | 16 | |



Characteristic: **TIRES AND WHEELS**

Illustration: **176**

| Pos. | Part-No. | Description | DIN | Dimension | Qty. | Remark |
|------|---------------|-----------------|-----|-----------------|------|---|
| 1 | 000 682 384 1 | Wheel rim | | Dw 16x30 | 2 | at tires 23.1 R 30 |
| 1 | 000 682 487 1 | Wheel rim | | Dw 20x30 Super | 2 | at tires 23.1 R 30 |
| 1 | 000 678 165 3 | Wheel rim | | Dw 20ax32 | 2 | at tires 24.5 R 32 |
| 1 | 000 662 503 0 | Wheel rim | | Dw 27ax32 | 2 | at tires 30.5 Lr32 |
| 1 | 000 678 985 1 | Wheel rim | | Dw 27a X32 | 2 | at tires 30.5 - 32 |
| 2 | 000 678 235 0 | Tyre With Tube | | 24,5-32 16pr R1 | 2 | |
| 2 | 000 618 492 1 | Tyre W/o Tube | | 23,1r30 163 A8 | 2 | |
| 2 | 000 663 519 1 | Tubeless tyre | | 23.1 R30 163 A8 | 2 | |
| 2 | 000 077 836 1 | Tyre W/o Tube | | 650/75r32 167a8 | 2 | |
| 2 | 000 755 984 0 | Tyre | | 30.5lr32 | 2 | from No. 09308170 |
| 2 | 000 682 379 1 | Tubeless tyre | | 800/65r32 167a8 | 2 | to No. 09308169 |
| - | 000 682 707 0 | Tube | | 23,1-30 | 2 | at tires 23.1-30 |
| - | 000 678 236 0 | Tube | | 650/75r32 | 2 | at tires 23.1-30 |
| - | 000 601 788 0 | Tube | | 30,5-32 | 2 | tires 800/65 R 32 |
| 3 | 000 682 665 0 | Wheel rim | | 11x18 | 2 | at tires 12.5 /80-18 |
| 3 | 000 682 653 0 | Wheel rim | | 11x20 | 2 | at tires 14.5/75-20 |
| 3 | 000 682 657 0 | Wheel rim | | W12-24 | 2 | at tires 14,9/80-24 |
| 3 | 000 682 436 0 | Wheel rim | | 14,00x22,5 6 Lo | 2 | at tyre 500/60-22,5 |
| 3 | 000 682 695 1 | Wheel rim | | 22,5x16 Et+25 | 2 | at tyre 500/60-22,5 at 4-Trac-System |
| 3 | 000 682 657 0 | Wheel rim | | W12-24 | 2 | at tires 14,9-24 |
| 4 | 000 682 308 2 | Tyre With Tube | | 12,5/80-18 10pr | 2 | |
| 4 | 000 682 096 0 | Tyre With Tube | | 14,5/75-20 | 2 | |
| 4 | 000 603 821 1 | Tyre with tube | | 14,9/80-24 12pr | 2 | |
| 4 | 000 618 517 0 | Tyre | | Implement | 2 | tires 500/60-22.5 |
| 4 | 000 682 319 1 | Tyre With Tube | | 500/60-22,5 8pr | 2 | |
| - | 000 682 029 0 | Tube | | 14,5/75-20 | 2 | at tires 14.5/75-20 |
| - | 000 682 322 0 | Tube | | 500/60-22,5 | 2 | at tyre 500/60-22,5 |
| 5 | 000 682 083 0 | Wheel rim valve | | 50msw Tr 618a | 2 | |



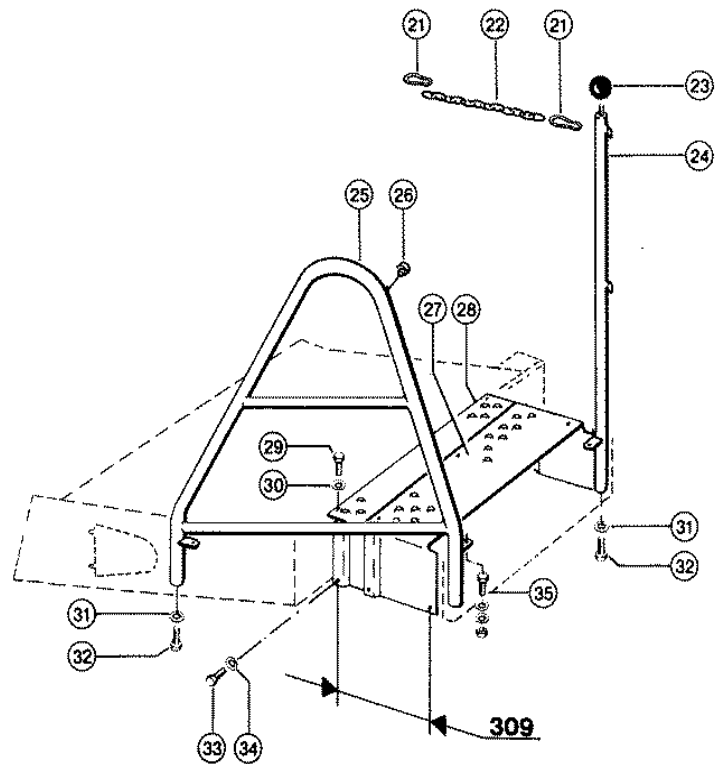
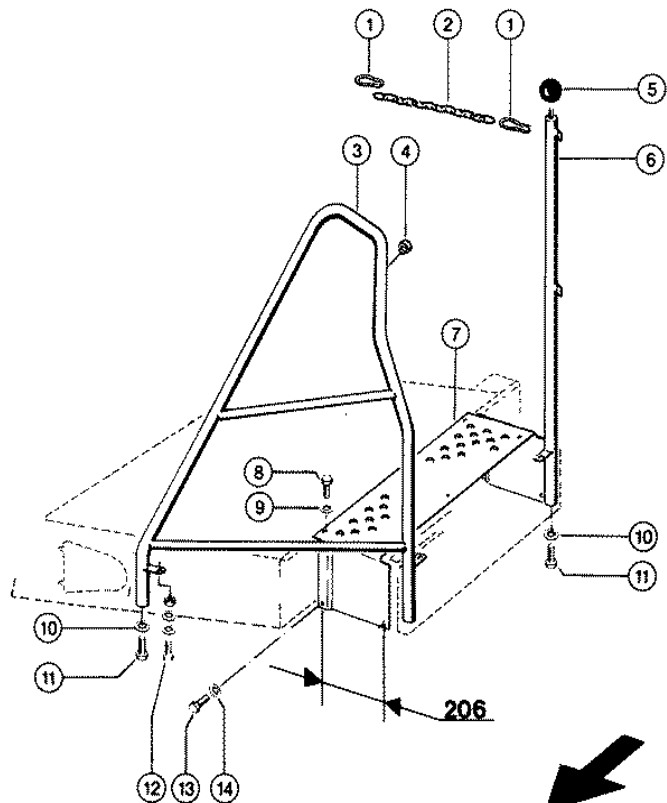
CLAAS SPARE PARTS LIST

06.09.2008
Sheet 1
DOMINATOR 98 VX

Characteristic: **LADDER, FRONT**

Illustration: **177**

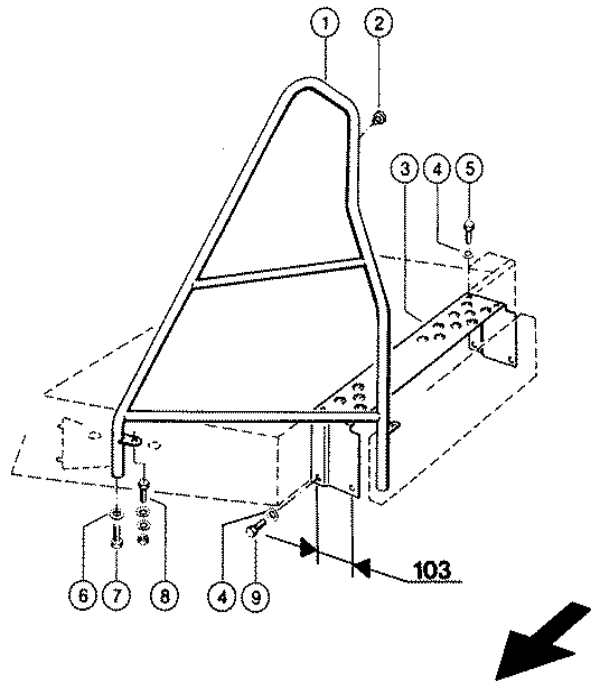
| Pos. | Part-No. | Description | DIN | Dimension | Qty. | Remark |
|------|---------------|------------------|----------|----------------|------|-------------------|
| 1 | 000 179 838 0 | Grease nipple | Din7141 | 12 m 8x1 | 2 | |
| 2 | 000 237 383 0 | Hexagonal screw | Iso4017 | M10x25 | 6 | |
| 2 | 000 236 171 0 | Hexagonal nut | Iso4032 | M10 | 6 | |
| 2 | 000 239 388 0 | Contact washer | | A10 | 6 | |
| 3 | 000 234 323 0 | Washer | | 11 X 37 X3 | 6 | |
| 4 | 000 735 219 2 | Revolting gear | | D170 | 1 | |
| 5 | 000 735 256 1 | Hand-rail | | | 1 | |
| 6 | 000 237 383 0 | Hexagonal screw | Iso4017 | M10x25 | 2 | |
| 7 | 000 239 388 0 | Contact washer | | A10 | 2 | |
| 8 | 000 735 257 1 | Ratchet | | | 2 | |
| 9 | 000 237 070 0 | Countersunk bolt | Iso10642 | 8x 40 | 4 | |
| 9 | 000 236 170 0 | Hexagonal nut | Iso4032 | M8 | 4 | |
| 9 | 000 239 387 0 | Contact washer | | A 8 | 4 | |
| 10 | 000 237 454 0 | Hexagonal screw | Iso4017 | M10x30-Cp-Sw13 | 1 | |
| 11 | 000 236 170 0 | Hexagonal nut | Iso4032 | M8 | 1 | |
| 12 | 000 735 259 0 | Release rod | | | 1 | |
| 13 | 000 735 265 1 | Axle | | | 1 | |
| 14 | 000 235 110 0 | Split pin | I1234 | 2 X 18 | 1 | |
| 15 | 000 236 912 2 | Washer | Din125 | 8,4 | 1 | |
| 16 | 000 757 147 1 | Lever | | | 1 | |
| 17 | 000 633 109 0 | Ball knob | D319 | C 32 | 1 | |
| 18 | 000 757 152 3 | Ladder | | | 1 | |
| 19 | 000 664 293 1 | Plate | | 12x150x297 | 2 | |
| 20 | 000 631 752 0 | Ball knob | D319 | C 50 | 1 | |
| 21 | 000 656 081 0 | Compress.spring | | 1,8 X12,8x56,7 | 1 | |
| 22 | 000 235 625 0 | Tensioning pin | Iso8752 | 3,5x 36-N | 1 | |
| 23 | 000 735 270 0 | Handle | | ld 27,5x59,4 | 1 | |
| 24 | 000 239 387 0 | Contact washer | | A 8 | 1 | |
| 25 | 000 236 200 0 | Hexagonal screw | Iso4017 | M08x20 | 1 | |
| 26 | 000 237 370 0 | Hexagonal screw | Iso4017 | M08x30 | 8 | |
| 26 | 000 238 132 0 | Securing nut | Iso7042 | M08 | 8 | |
| 26 | 000 239 387 0 | Contact washer | | A 8 | 8 | |
| 27 | 000 735 269 0 | Step | | | 1 | |
| 29 | 000 239 394 1 | Contact washer | | B10 | 4 | |
| 30 | 000 236 171 0 | Hexagonal nut | Iso4032 | M10 | 4 | |
| 31 | 000 233 132 0 | Clip | D5299 | C 60 | 4 | |
| 32 | 000 757 196 0 | Chain | D5685 | G 3x 16x 47gl | 2 | from No. 09308500 |
| 32 | 000 050 772 1 | Chain | D5685 | G 3x 16x 47gl | 2 | to No. 09308499 |
| 33 | 000 205 605 0 | Tube | | 15x19 | N.B | to No. 09308499 |
| | | | | | | 600 long |
| 34 | 000 755 329 0 | Plate | | 159x30x4 | 4 | |



Characteristic: **EXTENSION WITH RAILING (206 AND 309 MM)**

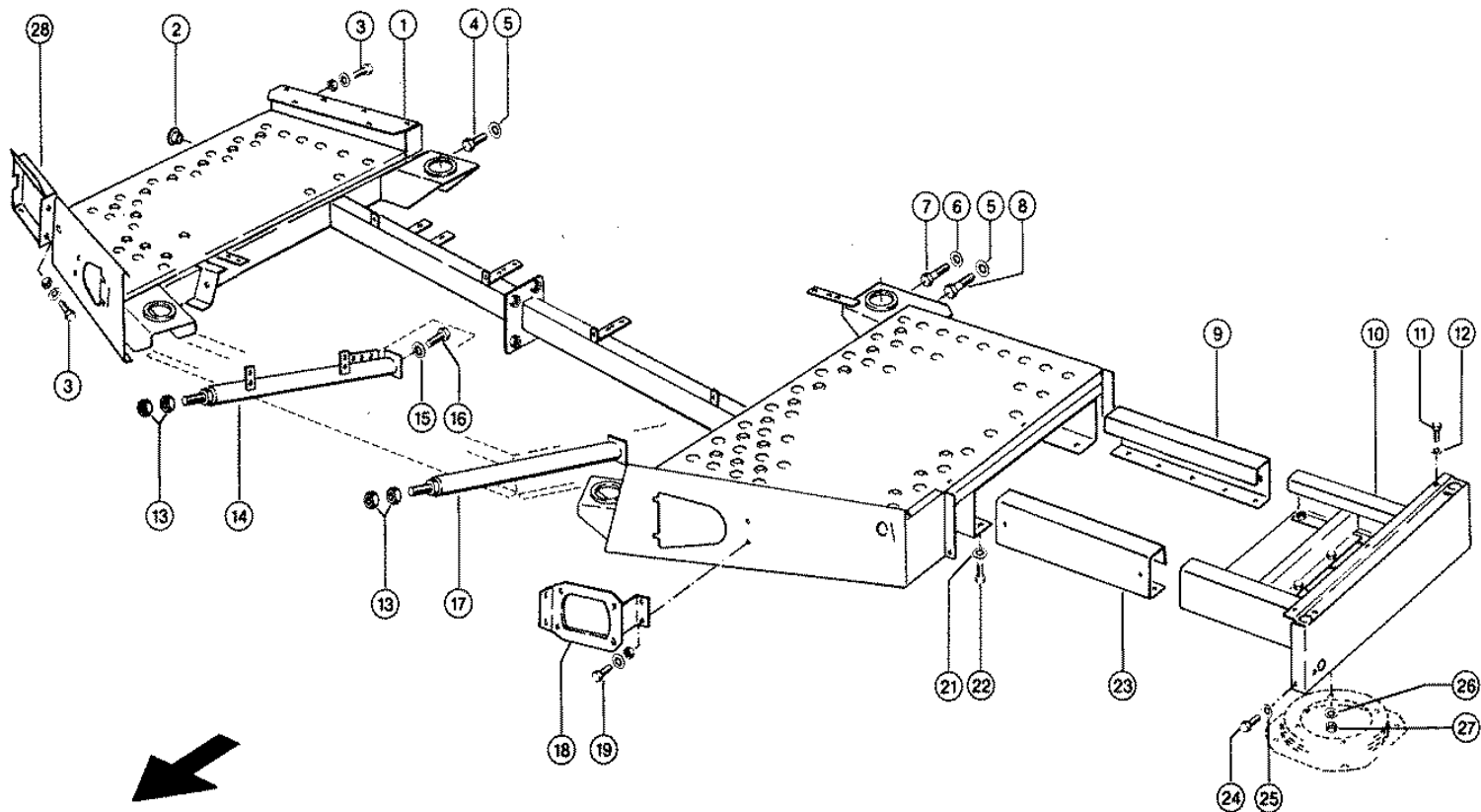
Illustration: **178**

| Pos. | Part-No. | Description | DIN | Dimension | Qty. | Remark |
|------|---------------|------------------|---------|---------------|------|------------------|
| 1 | 000 233 132 0 | Clip | D5299 | C 60 | 4 | |
| 2 | 000 608 099 0 | Roundsteel chain | D5685 | G 3x 16x 17gl | 2 | |
| 3 | 000 664 353 3 | Railing | | | 1 | |
| 4 | 000 821 583 0 | Buffer bolt | | D18x16 | 2 | |
| 5 | 000 239 076 0 | Ball knob | Din319 | C 40 | 1 | |
| 6 | 000 748 856 0 | Rod | | 3m/103 | 1 | |
| 7 | 000 735 278 2 | Extension | | 206 mm | 1 | extension 206 mm |
| 8 | 000 237 439 0 | Hexagonal screw | Iso4017 | M08x16 | 3 | |
| 9 | 000 239 387 0 | Contact washer | | A 8 | 3 | |
| 10 | 000 239 388 0 | Contact washer | | A10 | 3 | |
| 11 | 000 237 382 0 | Hexagonal screw | Iso4017 | M10x20 | 3 | |
| 12 | 000 237 442 0 | Hexagonal screw | Iso4017 | M08x25 | 2 | |
| 12 | 000 236 170 0 | Hexagonal nut | Iso4032 | M8 | 2 | |
| 12 | 000 239 387 0 | Contact washer | | A 8 | 2 | |
| 12 | 000 239 393 1 | Contact washer | | B 8 | 2 | |
| 13 | 000 237 438 0 | Hexagonal screw | Iso4017 | m 8x12 | 2 | |
| 14 | 000 239 387 0 | Contact washer | | A 8 | 2 | |
| 21 | 000 233 132 0 | Clip | D5299 | C 60 | 4 | |
| 22 | 000 608 099 0 | Roundsteel chain | D5685 | G 3x 16x 17gl | 2 | |
| 23 | 000 239 076 0 | Ball knob | Din319 | C 40 | 1 | |
| 24 | 000 748 856 0 | Rod | | 3m/103 | 1 | |
| 25 | 000 664 408 1 | Railing | | | 1 | |
| 26 | 000 821 583 0 | Buffer bolt | | D18x16 | 2 | |
| 27 | 000 735 278 2 | Extension | | 206 mm | 1 | extension 206 mm |
| 28 | 000 735 280 0 | Extension | | 103 | 1 | extension 103 mm |
| 29 | 000 237 439 0 | Hexagonal screw | Iso4017 | M08x16 | 6 | |
| 30 | 000 239 387 0 | Contact washer | | A 8 | 6 | |
| 31 | 000 239 388 0 | Contact washer | | A10 | 3 | |
| 32 | 000 237 382 0 | Hexagonal screw | Iso4017 | M10x20 | 3 | |
| 33 | 000 237 438 0 | Hexagonal screw | Iso4017 | m 8x12 | 4 | |
| 34 | 000 239 387 0 | Contact washer | | A 8 | 4 | |
| 35 | 000 237 442 0 | Hexagonal screw | Iso4017 | M08x25 | 2 | |
| 35 | 000 236 170 0 | Hexagonal nut | Iso4032 | M8 | 2 | |
| 35 | 000 239 387 0 | Contact washer | | A 8 | 2 | |
| 35 | 000 239 393 1 | Contact washer | | B 8 | 2 | |



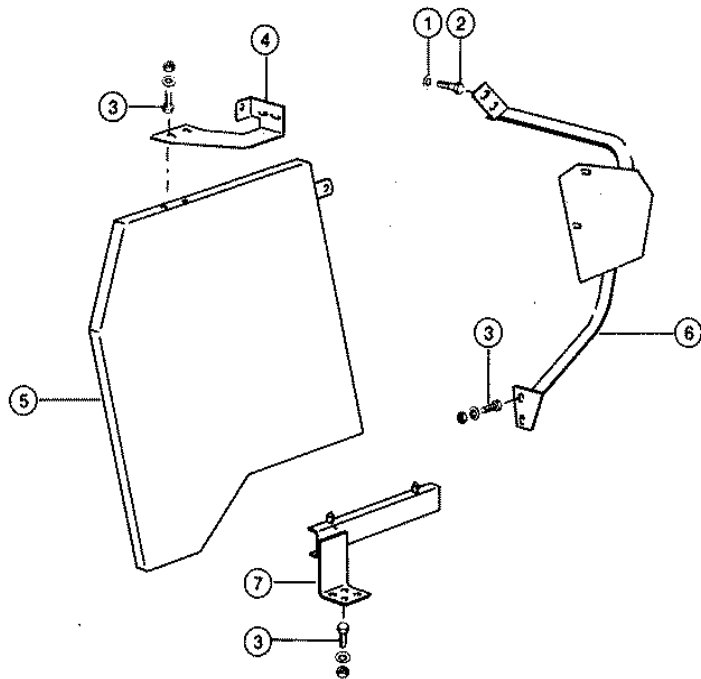
Characteristic: **EXTENSION WITH RAILING (103 MM)**Illustration: **179**

| Pos. | Part-No. | Description | DIN | Dimension | Qty. | Remark |
|------|---------------|-----------------|---------|-----------|------|------------------|
| 1 | 000 664 353 3 | Railing | | | 1 | |
| 2 | 000 821 583 0 | Buffer bolt | | D18x16 | 2 | |
| 3 | 000 735 280 0 | Extension | | 103 | 1 | extension 103 mm |
| 4 | 000 239 387 0 | Contact washer | | A 8 | 5 | |
| 5 | 000 237 439 0 | Hexagonal screw | Iso4017 | M08x16 | 3 | |
| 6 | 000 239 388 0 | Contact washer | | A10 | 2 | |
| 7 | 000 237 382 0 | Hexagonal screw | Iso4017 | M10x20 | 2 | |
| 8 | 000 237 442 0 | Hexagonal screw | Iso4017 | M08x25 | 2 | |
| 8 | 000 236 170 0 | Hexagonal nut | Iso4032 | M8 | 2 | |
| 8 | 000 239 387 0 | Contact washer | | A 8 | 2 | |
| 8 | 000 239 393 1 | Contact washer | | B 8 | 2 | |
| 9 | 000 237 438 0 | Hexagonal screw | Iso4017 | m 8x12 | 2 | |



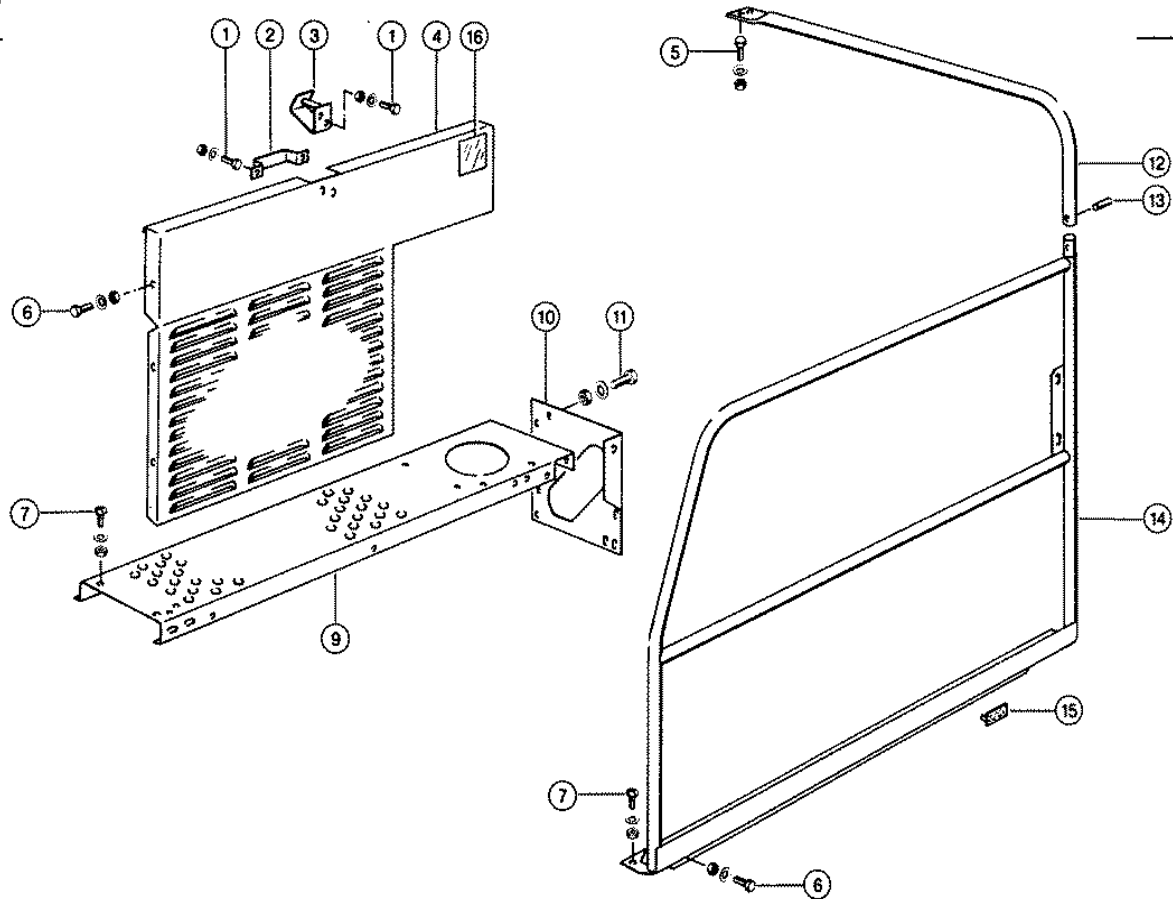
Characteristic: **OPERATER'S PLATFORM**Illustration: **180**

| Pos. | Part-No. | Description | DIN | Dimension | Qty. | Remark |
|------|---------------|-------------------|---------|-------------|------|--------|
| 1 | 000 541 240 1 | Frame | | | 1 | |
| 2 | 000 238 886 2 | Plug | | D30,5-F | 3 | |
| 3 | 000 236 200 0 | Hexagonal screw | Iso4017 | M08x20 | 5 | |
| 3 | 000 237 439 0 | Hexagonal screw | Iso4017 | M08x16 | 11 | |
| 3 | 000 236 170 0 | Hexagonal nut | Iso4032 | M8 | 16 | |
| 3 | 000 239 387 0 | Contact washer | | A 8 | 16 | |
| 4 | 000 235 821 0 | Hexagonal screw | Iso4017 | M16x40 | 2 | |
| 4 | 000 235 586 0 | Hexagonal screw | Iso4017 | M16x50 | 1 | |
| 5 | 000 239 391 0 | Contact washer | | A16 | 8 | |
| 6 | 000 239 389 0 | Contact washer | | A12 | 1 | |
| 7 | 000 235 556 0 | Hexagonal screw | Iso4014 | M12x60 | 1 | |
| 8 | 000 237 841 0 | Hexagonal screw | Iso4014 | M16x80-Cp | 2 | |
| 8 | 000 235 590 0 | Hexagonal screw | Iso4014 | M16x70 | 1 | |
| 8 | 000 235 585 0 | Hexagonal screw | Iso4017 | M16x45 | 1 | |
| 9 | 000 735 234 2 | Central part | | 4x233,3x482 | 1 | |
| 10 | 000 735 242 1 | Ladder support | | | 1 | |
| 11 | 000 237 439 0 | Hexagonal screw | Iso4017 | M08x16 | 3 | |
| 12 | 000 239 387 0 | Contact washer | | A 8 | 3 | |
| 13 | 000 237 521 0 | Hexagonal nut | Iso4032 | M20 | 4 | |
| 14 | 000 664 317 1 | Support r.h. | | | 1 | |
| 15 | 000 239 391 0 | Contact washer | | A16 | 2 | |
| 16 | 000 237 376 0 | Hexagonal screw | Iso4017 | M16x30 | 2 | |
| 17 | 000 664 318 0 | Support l.h. | | | 1 | |
| 18 | 000 687 803 1 | Light Support L.H | | | 1 | left |
| 18 | 000 687 804 1 | Light Support R.H | | | 1 | right |
| 19 | 000 237 439 0 | Hexagonal screw | Iso4017 | M08x16 | 8 | |
| 19 | 000 236 170 0 | Hexagonal nut | Iso4032 | M8 | 8 | |
| 19 | 000 239 387 0 | Contact washer | | A 8 | 8 | |
| 21 | 000 239 388 0 | Contact washer | | A10 | 6 | |
| 22 | 000 237 453 0 | Hexagonal screw | Iso4017 | M10x30 | 6 | |
| 23 | 000 735 233 1 | Central part | | 4x233,3x482 | 1 | |
| 24 | 000 237 438 0 | Hexagonal screw | Iso4017 | m 8x12 | 2 | |
| 25 | 000 239 387 0 | Contact washer | | A 8 | 2 | |
| 26 | 000 239 394 1 | Contact washer | | B10 | 4 | |
| 27 | 000 236 171 0 | Hexagonal nut | Iso4032 | M10 | 4 | |
| 28 | 000 664 323 0 | Panel | | | 1 | |



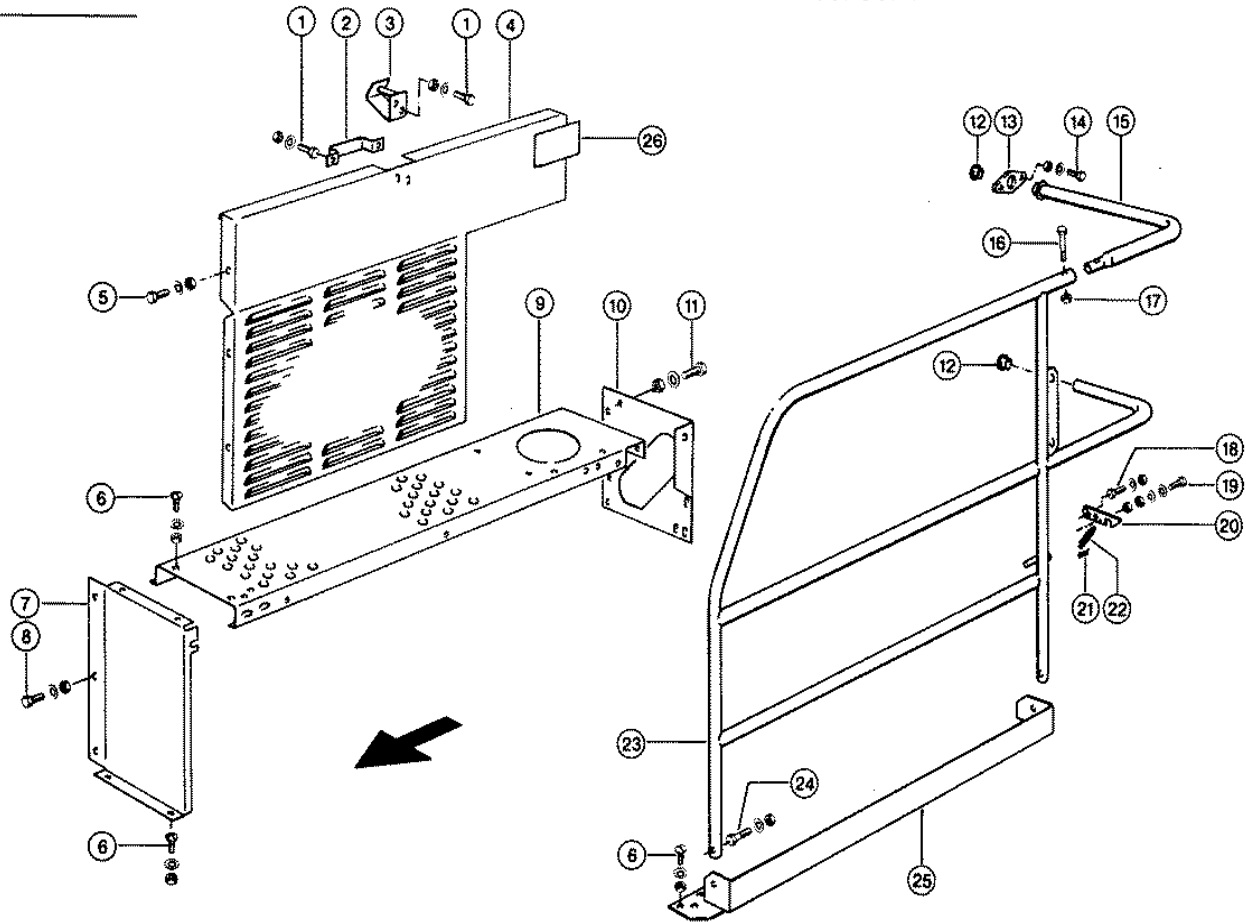
Characteristic: **PANELLING L. H. SIDE**Illustration: **180A**

| Pos. | Part-No. | Description | DIN | Dimension | Qty. | Remark |
|------|---------------|-----------------|---------|-----------|------|--------|
| 1 | 000 239 387 0 | Contact washer | | A 8 | 2 | |
| 2 | 000 244 138 0 | Hexagonal screw | Iso4017 | m 8x18 | 2 | |
| 3 | 000 237 442 0 | Hexagonal screw | Iso4017 | M08x25 | 8 | |
| 3 | 000 236 170 0 | Hexagonal nut | Iso4032 | M8 | 8 | |
| 3 | 000 239 387 0 | Contact washer | | A 8 | 8 | |
| 4 | 000 541 190 1 | Support | | | 1 | |
| 5 | 000 648 722 0 | Guard plate | | | 1 | |
| 6 | 000 541 223 0 | Guard rail | | | 1 | |
| 7 | 000 648 719 0 | Support | | | 1 | |



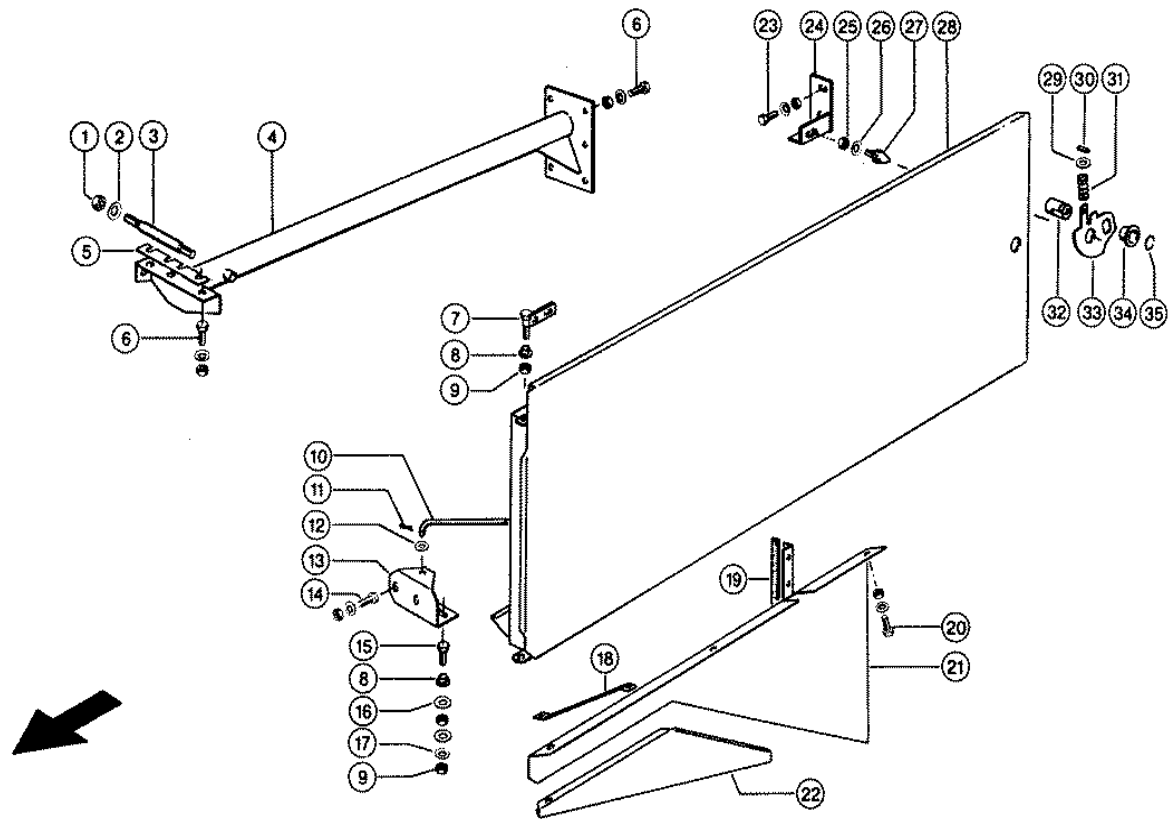
Characteristic: **PANELLING L. H. SIDE**Illustration: **181**

| Pos. | Part-No. | Description | DIN | Dimension | Qty. | Remark |
|------|---------------|-----------------|---------|---------------|------|--------------------|
| 1 | 000 237 464 0 | Hexagonal screw | Iso4017 | M06x12 | 4 | |
| 1 | 000 236 169 0 | Hexagonal nut | Iso4032 | M6 | 4 | |
| 1 | 000 239 392 0 | Contact washer | | B 6 | 4 | |
| 2 | 000 609 633 0 | Bridge | | 5x20x160 | 1 | |
| 3 | 000 609 630 0 | Bracket | | | 1 | |
| 4 | 000 648 625 2 | Side part | | | 1 | |
| 5 | 000 236 200 0 | Hexagonal screw | Iso4017 | M08x20 | 3 | |
| 5 | 000 236 170 0 | Hexagonal nut | Iso4032 | M8 | 3 | |
| 5 | 000 239 387 0 | Contact washer | | A 8 | 3 | |
| 6 | 000 237 439 0 | Hexagonal screw | Iso4017 | M08x16 | 9 | |
| 6 | 000 236 170 0 | Hexagonal nut | Iso4032 | M8 | 9 | |
| 6 | 000 239 387 0 | Contact washer | | A 8 | 9 | |
| 7 | 000 610 098 1 | Flat head bolt | | m 8x 20 | 5 | |
| 7 | 000 236 170 0 | Hexagonal nut | Iso4032 | M8 | 5 | |
| 7 | 000 239 387 0 | Contact washer | | A 8 | 5 | |
| 9 | 000 541 138 0 | Step plate | | | 1 | |
| 10 | 000 648 632 1 | End plate | | 4x290x306,7 | 1 | |
| 11 | 000 237 453 0 | Hexagonal screw | Iso4017 | M10x30 | 4 | |
| 11 | 000 236 171 0 | Hexagonal nut | Iso4032 | M10 | 4 | |
| 11 | 000 239 388 0 | Contact washer | | A10 | 4 | |
| 12 | 000 648 662 0 | Railing | | R 33,7x2x1160 | 1 | not at series Maxi |
| 13 | 000 236 901 2 | Tensioning pin | Iso8752 | 28x 36-N | 1 | not at series Maxi |
| 14 | 000 541 149 0 | Runway railing | | | 1 | not at series Maxi |
| 15 | 000 606 729 0 | Form piece | | | 1 | |
| 16 | 000 514 614 0 | Sticker | | Feuerlöscher | 1 | |



Characteristic: **PANELLING L. H. SIDE**Illustration: **182**

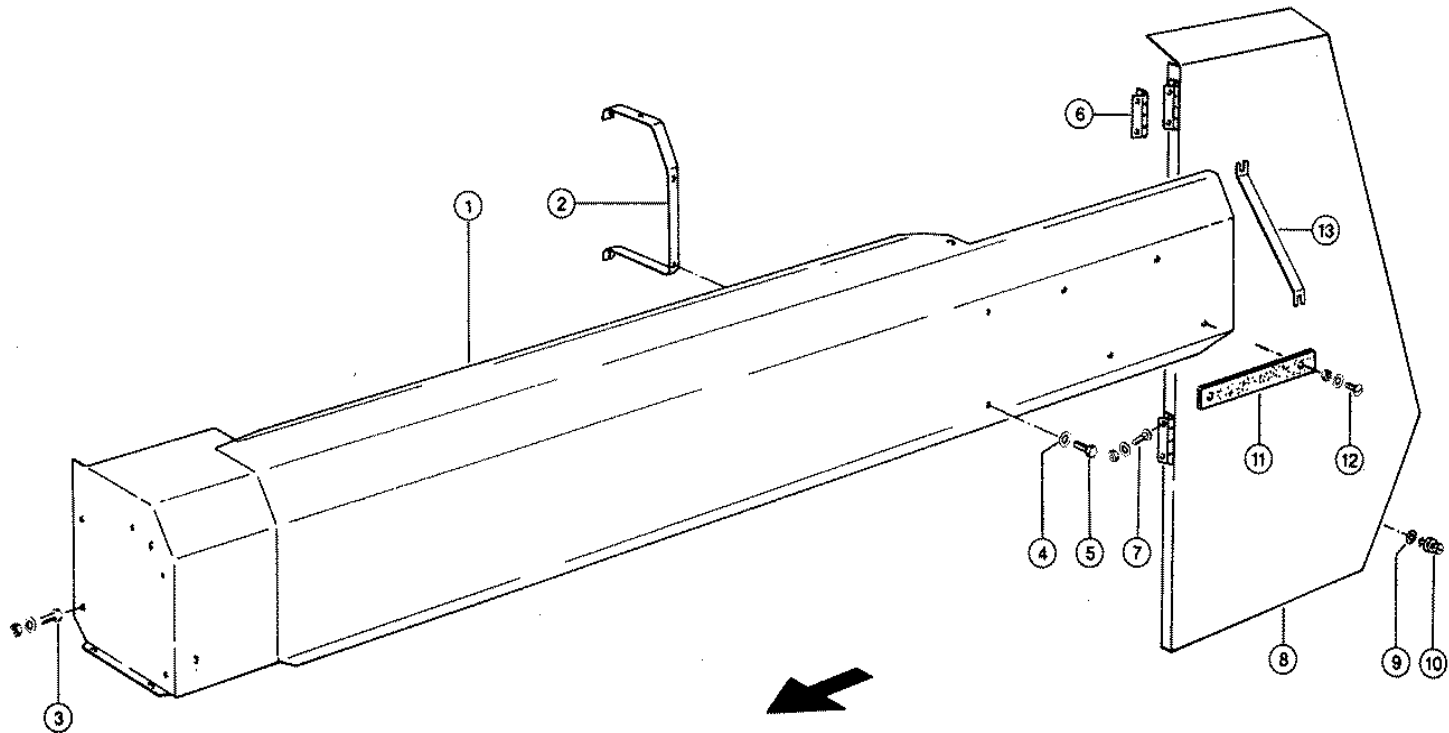
| Pos. | Part-No. | Description | DIN | Dimension | Qty. | Remark |
|------|---------------|-----------------|---------|--------------|------|--------|
| 1 | 000 237 464 0 | Hexagonal screw | Iso4017 | M06x12 | 4 | |
| 1 | 000 236 169 0 | Hexagonal nut | Iso4032 | M6 | 4 | |
| 1 | 000 239 392 0 | Contact washer | | B 6 | 4 | |
| 2 | 000 609 633 0 | Bridge | | 5x20x160 | 1 | |
| 3 | 000 609 630 0 | Bracket | | | 1 | |
| 4 | 000 648 625 2 | Side part | | | 1 | |
| 5 | 000 237 439 0 | Hexagonal screw | Iso4017 | M08x16 | 9 | |
| 5 | 000 236 170 0 | Hexagonal nut | Iso4032 | M8 | 9 | |
| 5 | 000 239 387 0 | Contact washer | | A 8 | 9 | |
| 6 | 000 610 098 1 | Flat head bolt | | m 8x 20 | 7 | |
| 6 | 000 236 170 0 | Hexagonal nut | Iso4032 | M8 | 7 | |
| 6 | 000 239 387 0 | Contact washer | | A 8 | 7 | |
| 9 | 000 541 138 0 | Step plate | | | 1 | |
| 10 | 000 648 632 1 | End plate | | 4x290x306,7 | 1 | |
| 11 | 000 237 453 0 | Hexagonal screw | Iso4017 | M10x30 | 4 | |
| 11 | 000 236 171 0 | Hexagonal nut | Iso4032 | M10 | 4 | |
| 11 | 000 239 388 0 | Contact washer | | A10 | 4 | |
| 12 | 000 238 886 2 | Plug | | D30,5-F | 2 | |
| 13 | 000 682 820 0 | Bearing | | | 1 | |
| 14 | 000 237 466 0 | Hexagonal screw | Iso4017 | M06x20 | 2 | |
| 14 | 000 236 169 0 | Hexagonal nut | Iso4032 | M6 | 2 | |
| 14 | 000 239 386 0 | Contact washer | | A 6 | 2 | |
| 15 | 000 682 816 0 | Hand-rail | | | 1 | |
| 16 | 000 235 508 0 | Hexagonal screw | Iso4014 | m 6x45 | 1 | |
| 17 | 000 237 983 0 | Securing nut | Iso7042 | M06 | 1 | |
| 18 | 000 237 466 0 | Hexagonal screw | Iso4017 | M06x20 | 1 | |
| 18 | 000 237 983 0 | Securing nut | Iso7042 | M06 | 1 | |
| 18 | 000 236 180 0 | Washer | D9021 | 6,4 | 1 | |
| 19 | 000 237 466 0 | Hexagonal screw | Iso4017 | M06x20 | 1 | |
| 19 | 000 236 169 0 | Hexagonal nut | Iso4032 | M6 | 2 | |
| 19 | 000 239 386 0 | Contact washer | | A 6 | 2 | |
| 20 | 000 687 679 2 | Safety hook | | 4x30x130 | 1 | |
| 21 | 000 235 089 0 | Split pin | I1234 | 4 X 22 | 1 | |
| 22 | 000 507 783 0 | Tension spring | | 9 X 1 X 45 | 1 | |
| 23 | 000 541 142 1 | Railing | | | 1 | |
| 24 | 000 235 519 0 | Hexagonal screw | Iso4014 | M08x50 | 2 | |
| 24 | 000 238 132 0 | Securing nut | Iso7042 | M08 | 2 | |
| 24 | 000 238 166 1 | Washer | | 9,5x 17 X1,5 | 2 | |
| 25 | 000 541 145 0 | Foot bar | | | 1 | |
| 26 | 000 514 614 0 | Sticker | | Feuerlöscher | 1 | |



Characteristic: **PANELLING L. H. SIDE**

Illustration: **183**

| Pos. | Part-No. | Description | DIN | Dimension | Qty. | Remark |
|------|---------------|-----------------|---------|---------------|------|--------|
| 1 | 000 238 047 0 | Securing nut | Iso7042 | M16 | 2 | |
| 2 | 000 235 127 2 | Washer | D125 | 17 | 2 | |
| 3 | 000 605 952 0 | Pin | | D22x163 | 1 | |
| 4 | 000 541 178 1 | Support | | | 1 | |
| 5 | 000 663 211 0 | Shim | | 2x25x185 | 2 | |
| 6 | 000 237 453 0 | Hexagonal screw | Iso4017 | M10x30 | 11 | |
| 6 | 000 236 171 0 | Hexagonal nut | Iso4032 | M10 | 11 | |
| 6 | 000 239 388 0 | Contact washer | | A10 | 11 | |
| 7 | 000 642 863 0 | Strip | | | 1 | |
| 8 | 000 600 051 1 | Bushing | | 10 X 14 X11 | 2 | |
| 9 | 000 236 171 0 | Hexagonal nut | Iso4032 | M10 | 4 | |
| 10 | 000 642 857 1 | Support rod | | D10x462 | 1 | |
| 11 | 000 235 083 0 | Split pin | I1234 | 3,2x 18 | 1 | |
| 12 | 000 236 913 2 | Washer | Din125 | 10,50 | 1 | |
| 13 | 000 664 351 0 | Angle | | 4,0x0135x0140 | 1 | |
| 14 | 000 236 200 0 | Hexagonal screw | Iso4017 | M08x20 | 6 | |
| 14 | 000 236 170 0 | Hexagonal nut | Iso4032 | M8 | 6 | |
| 14 | 000 239 388 0 | Contact washer | | A10 | 6 | |
| 15 | 000 235 532 0 | Hexagonal screw | Iso4014 | M10x40 | 1 | |
| 16 | 000 234 224 0 | Washer | | 11 X 21 X1 | 4 | |
| 17 | 000 239 388 0 | Contact washer | | A10 | 1 | |
| 18 | 000 661 988 0 | Support | | 3x35x380 | 1 | |
| 19 | 000 201 162 0 | Lip profile | | | N.B | |
| 20 | 000 237 464 0 | Hexagonal screw | Iso4017 | M06x12 | 7 | |
| 20 | 000 236 169 0 | Hexagonal nut | Iso4032 | M6 | 7 | |
| 20 | 000 239 386 0 | Contact washer | | A 6 | 7 | |
| 21 | 000 541 265 0 | Panel | | | 1 | |
| 22 | 000 642 786 2 | Panel | | 1x240x693 | 1 | |
| 23 | 000 236 200 0 | Hexagonal screw | Iso4017 | M08x20 | 2 | |
| 23 | 000 236 170 0 | Hexagonal nut | Iso4032 | M8 | 2 | |
| 23 | 000 239 387 0 | Contact washer | | A 8 | 2 | |
| 24 | 000 648 646 0 | Support | | | 1 | |
| 25 | 000 236 171 0 | Hexagonal nut | Iso4032 | M10 | 1 | |
| 26 | 000 239 388 0 | Contact washer | | A10 | 1 | |
| 27 | 000 648 620 0 | Pin | | D18x 50 | 1 | |
| 28 | 000 541 148 0 | Cover | | | 1 | |
| 29 | 000 236 840 0 | Washer | | 13 X 22 X1 | 1 | |
| 30 | 000 235 647 3 | Tensioning pin | Iso8752 | 5 X 26-N | 1 | |
| 31 | 000 503 693 0 | Compress.spring | | 1,5 X 14 X 33 | 1 | |
| 32 | 000 739 163 1 | Shaft | | D22,15x38 | 1 | |
| - | 000 235 484 0 | Hex. driver | Din911 | 8 | 1 | |
| 33 | 000 739 162 1 | Locking plate | | 5x80x88,5 | 1 | |
| 34 | 000 008 523 0 | Bushing | | 22 X 26 X13 | 1 | |
| 35 | 000 215 899 0 | Snap ring | Din7993 | A 22 | 1 | |



CLAAS SPARE PARTS LIST

06.09.2008

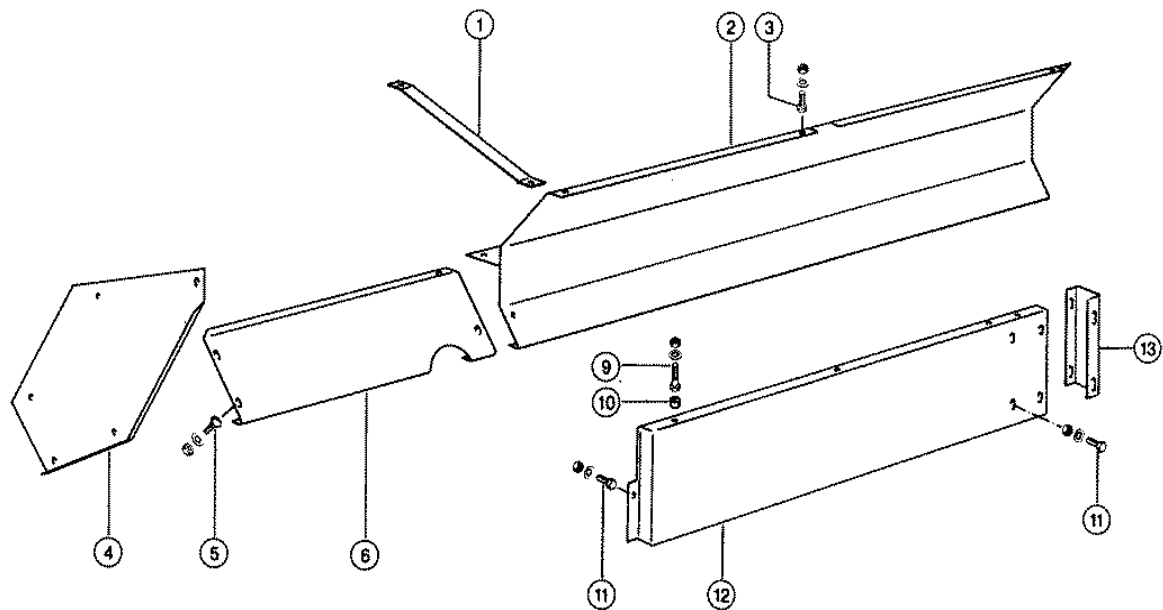
Sheet 1

DOMINATOR 98 VX

Characteristic: **SIDE PANELLING, L.H.**

Illustration: **184**

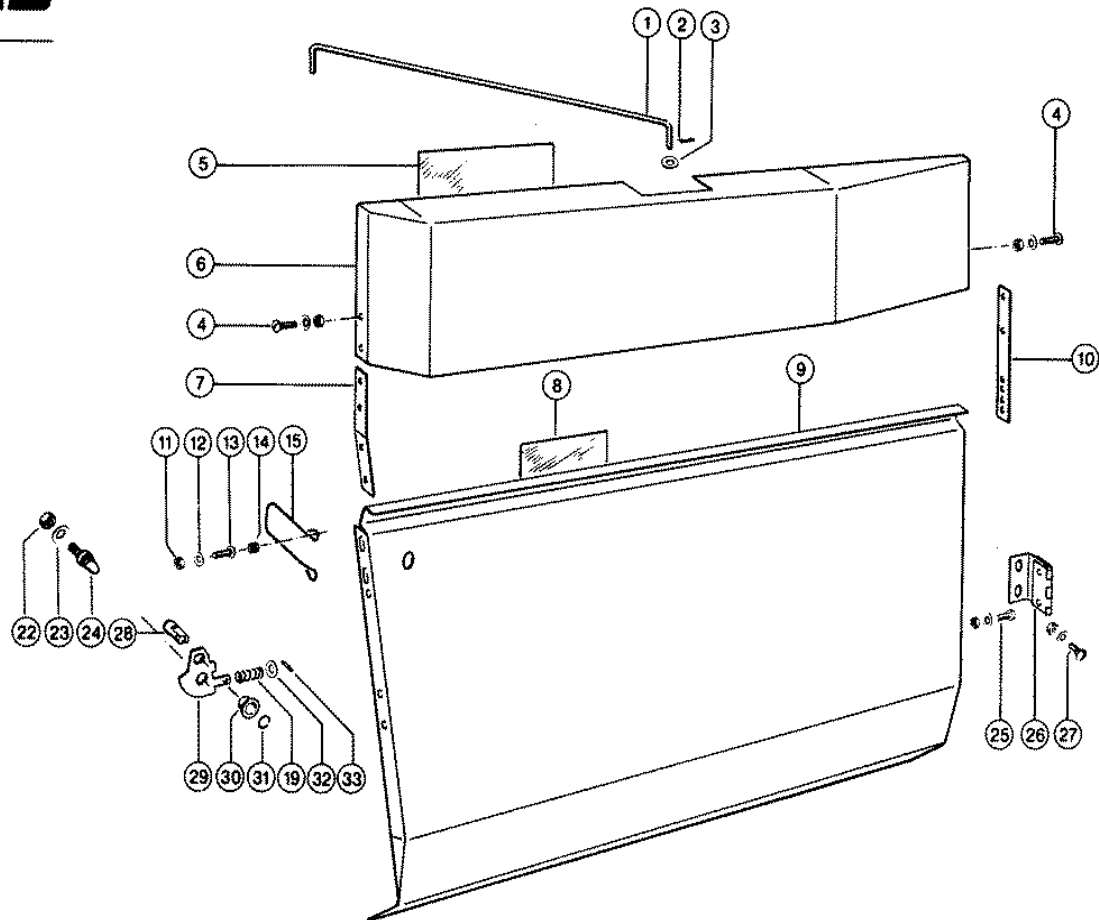
| Pos. | Part-No. | Description | DIN | Dimension | Qty. | Remark |
|------|---------------|-----------------|---------|----------------|------|--|
| 1 | 000 661 949 1 | Panel | | | 1 | |
| 2 | 000 661 952 0 | Bracket | | 25x8x853,7 | 1 | |
| 3 | 000 236 200 0 | Hexagonal screw | Iso4017 | M08x20 | 4 | |
| 3 | 000 236 170 0 | Hexagonal nut | Iso4032 | M8 | 4 | |
| 3 | 000 239 387 0 | Contact washer | | A 8 | 4 | |
| 4 | 000 239 387 0 | Contact washer | | A 8 | 3 | |
| 5 | 000 237 438 0 | Hexagonal screw | Iso4017 | m 8x12 | 3 | |
| 6 | 000 654 313 0 | Hinge | | 50x101 | 2 | |
| 7 | 000 237 465 0 | Hexagonal screw | Iso4017 | M06x16 | 4 | |
| 7 | 000 236 169 0 | Hexagonal nut | Iso4032 | M6 | 4 | |
| 7 | 000 239 386 0 | Contact washer | | A 6 | 4 | |
| 8 | 000 639 851 1 | Cover | | | 1 | |
| 9 | 000 601 243 0 | Support washer | | 10,8x25x0,6 | 2 | |
| 10 | 000 601 608 0 | Locking pin | | 4,69- 5,45kl-L | 2 | |
| 11 | 000 077 093 1 | Glide bar | | 5x40x311 | 2 | at 5775 mm long grain tank unloading auger tube |
| 12 | 000 238 923 1 | Flat head bolt | | m 6x 25 | 4 | |
| 12 | 000 236 169 0 | Hexagonal nut | Iso4032 | M6 | 4 | |
| 12 | 000 239 386 0 | Contact washer | | A 6 | 4 | |
| 13 | 000 663 613 0 | Support | | 25x5x291 | 1 | at 5775 mm long grain tank unloading auger tube |



Characteristic: **PANELLING L. H. SIDE**

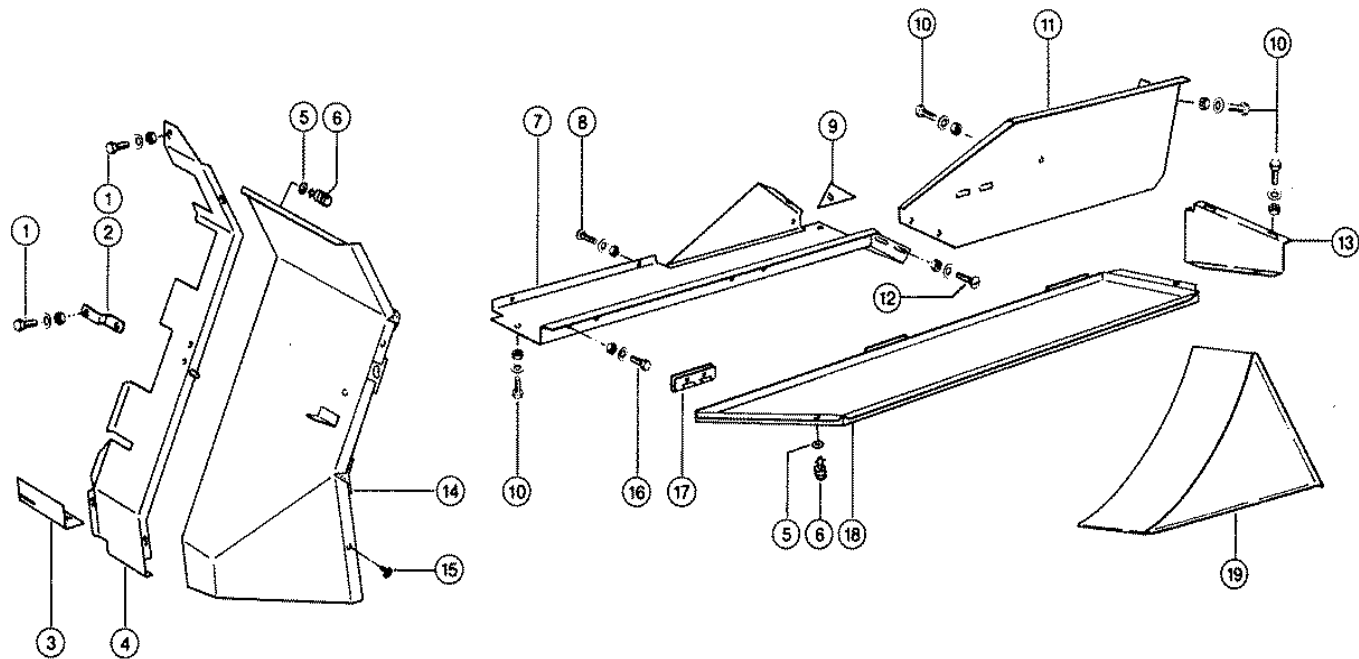
Illustration: **185**

| Pos. | Part-No. | Description | DIN | Dimension | Qty. | Remark |
|------|---------------|-----------------|---------|-----------------|------|--------|
| 1 | 000 607 667 0 | Support | | 3x25x446 | 1 | |
| 2 | 000 608 951 0 | Screen rear | | | 1 | |
| 3 | 000 237 439 0 | Hexagonal screw | Iso4017 | M08x16 | 3 | |
| 3 | 000 236 170 0 | Hexagonal nut | Iso4032 | M8 | 3 | |
| 3 | 000 239 387 0 | Contact washer | | A 8 | 3 | |
| 4 | 000 648 682 5 | Support | | 1,5x309x668 | 1 | |
| - | 000 818 096 0 | Rubber pad | | D20xh16 M6x18,5 | 51 | |
| 5 | 000 610 097 1 | Flat head bolt | | m 8x 16 | 4 | |
| 5 | 000 236 170 0 | Hexagonal nut | Iso4032 | M8 | 4 | |
| 5 | 000 239 387 0 | Contact washer | | A 8 | 4 | |
| 6 | 000 648 681 1 | Panel | | 1,5x312x718 | 1 | |
| 9 | 000 237 442 0 | Hexagonal screw | Iso4017 | M08x25 | 3 | |
| 9 | 000 236 170 0 | Hexagonal nut | Iso4032 | M8 | 3 | |
| 9 | 000 239 387 0 | Contact washer | | A 8 | 3 | |
| 10 | 000 608 803 0 | Spacer ring | | 10x 20x10 | 3 | |
| 11 | 000 236 200 0 | Hexagonal screw | Iso4017 | M08x20 | 3 | |
| 11 | 000 236 170 0 | Hexagonal nut | Iso4032 | M8 | 3 | |
| 11 | 000 239 387 0 | Contact washer | | A 8 | 3 | |
| 12 | 000 648 683 1 | Sheeting plate | | 1x362,5x1245 | 1 | |
| 13 | 000 607 589 0 | Intermed.piece | | 2x114x260 | 1 | |



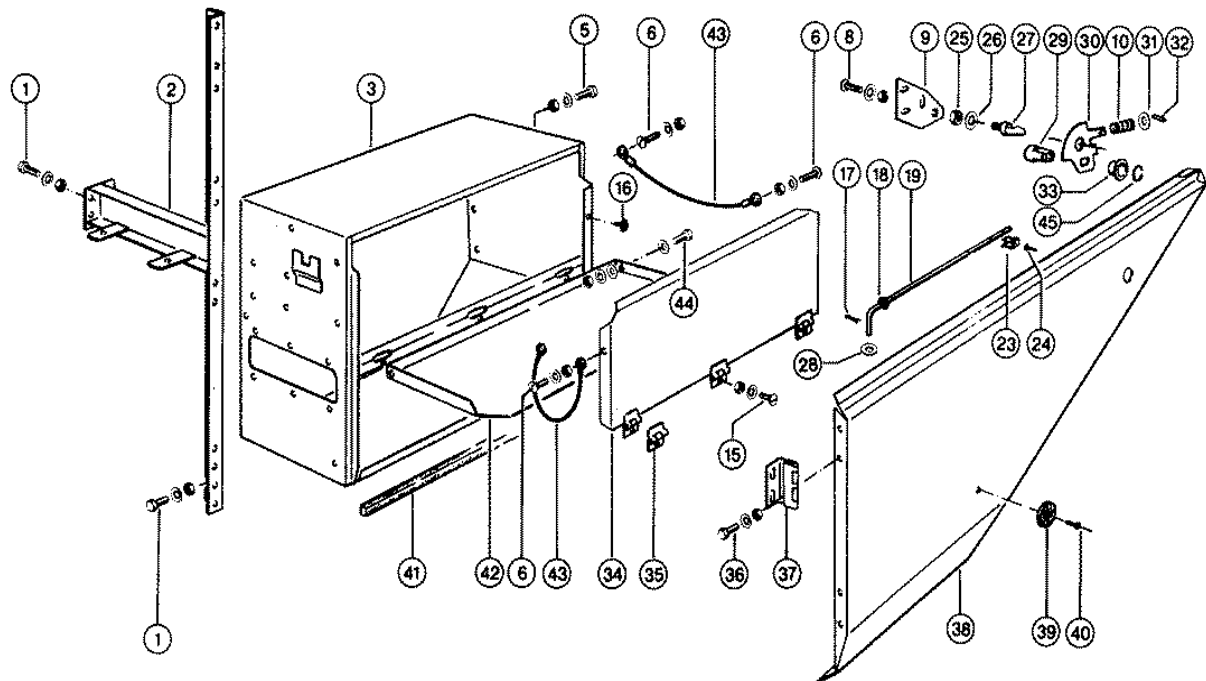
Characteristic: **PANELLING L. H. SIDE**Illustration: **186**

| Pos. | Part-No. | Description | DIN | Dimension | Qty. | Remark |
|------|---------------|-----------------|---------|----------------|------|-----------------------|
| 1 | 000 606 728 3 | Support bar | | D8x916 | 1 | |
| 2 | 000 235 083 0 | Split pin | I1234 | 3,2x 18 | 2 | |
| 3 | 000 236 912 2 | Washer | Din125 | 8,4 | 2 | |
| 4 | 000 665 564 1 | Flat head bolt | | m 6x 12 | 12 | |
| 4 | 000 236 169 0 | Hexagonal nut | Iso4032 | M6 | 12 | |
| 4 | 000 239 386 0 | Contact washer | | A 6 | 12 | |
| 5 | 000 514 400 3 | Sticker | | Schmierplan Li | 1 | |
| 6 | 000 648 707 0 | Door upper part | | S | 1 | |
| 7 | 000 648 667 0 | Board | | 4x25x270 | 1 | |
| 8 | 000 514 595 0 | Sticker | | Typ 094 Hy | 1 | at hydr. ground drive |
| 8 | 000 514 593 0 | Sticker | | Typ 094 Maxi | 1 | at Maxi-design |
| 9 | 000 663 700 0 | Door l.h. lower | | | 1 | |
| 10 | 000 648 668 0 | Board | | 3x25x250 | 1 | |
| 11 | 000 237 983 0 | Securing nut | Iso7042 | M06 | 2 | |
| 12 | 000 236 180 0 | Washer | D9021 | 6,4 | 4 | |
| 13 | 000 235 341 0 | Flat head bolt | Din603 | m 6x 30 | 2 | |
| 14 | 000 778 979 0 | Compress.spring | | 2 X 15 X 15 | 2 | |
| 15 | 000 648 678 0 | Bracket | | | 1 | |
| 19 | 000 503 693 0 | Compress.spring | | 1,5 X 14 X 33 | 1 | |
| 22 | 000 237 886 0 | Hexagonal nut | Iso4032 | M10 | 1 | |
| 23 | 000 239 388 0 | Contact washer | | A10 | 1 | |
| 24 | 000 648 620 0 | Pin | | D18x 50 | 1 | |
| 25 | 000 237 464 0 | Hexagonal screw | Iso4017 | M06x12 | 4 | |
| 25 | 000 236 169 0 | Hexagonal nut | Iso4032 | M6 | 4 | |
| 25 | 000 239 386 0 | Contact washer | | A 6 | 4 | |
| 26 | 000 648 629 0 | Hinge | | 101 Lg | 2 | |
| 27 | 000 234 953 0 | Flat head bolt | Din603 | m 8x 20x13 | 4 | |
| 27 | 000 236 170 0 | Hexagonal nut | Iso4032 | M8 | 4 | |
| 27 | 000 239 387 0 | Contact washer | | A 8 | 4 | |
| 28 | 000 739 163 1 | Shaft | | D22,15x38 | 1 | |
| - | 000 235 484 0 | Hex. driver | Din911 | 8 | 1 | |
| 29 | 000 739 162 1 | Locking plate | | 5x80x88,5 | 1 | |
| 30 | 000 008 523 0 | Bushing | | 22 X 26 X13 | 1 | |
| 31 | 000 215 899 0 | Snap ring | Din7993 | A 22 | 1 | |
| 32 | 000 236 840 0 | Washer | | 13 X 22 X1 | 1 | |
| 33 | 000 235 647 3 | Tensioning pin | Iso8752 | 25 X 26-N | 1 | |



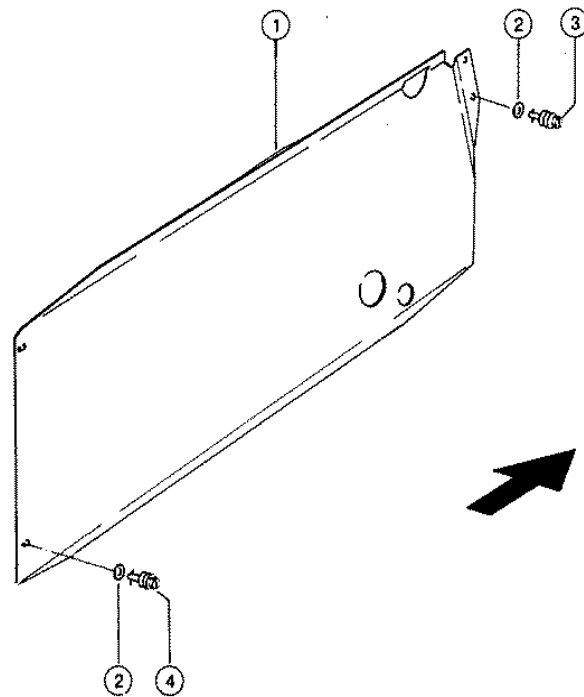
Characteristic: **FAN INTAKE GUARDS, L.H.**Illustration: **187**

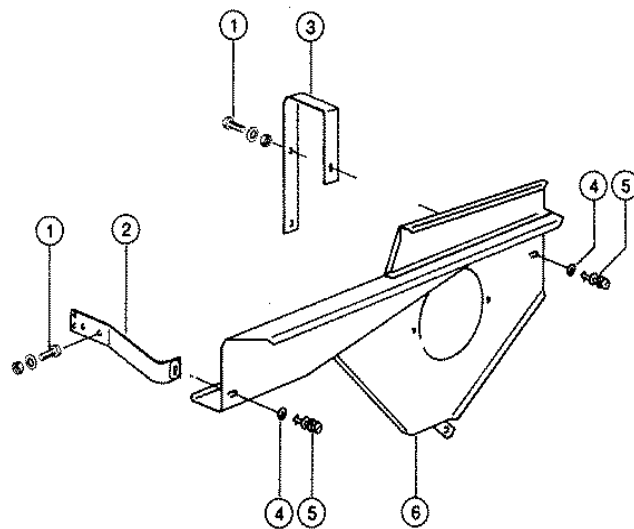
| Pos. | Part-No. | Description | DIN | Dimension | Qty. | Remark |
|------|---------------|-------------------|---------|----------------|------|--------|
| 1 | 000 237 382 0 | Hexagonal screw | Iso4017 | M10x20 | 2 | |
| 1 | 000 236 171 0 | Hexagonal nut | Iso4032 | M10 | 2 | |
| 1 | 000 239 388 0 | Contact washer | | A10 | 2 | |
| 2 | 000 687 748 0 | Support | | 3x30x100 | 1 | |
| 3 | 000 687 825 0 | Sealed plate l.h. | | 1x108x120 | 1 | |
| 4 | 000 648 691 0 | Screen top | | links | 1 | |
| 5 | 000 601 243 0 | Support washer | | 10,8x25x0,6 | 4 | |
| 6 | 000 606 674 0 | Locking pin | | 3,17- 3,92kl-L | 4 | |
| 7 | 000 648 732 0 | Bottom Screen L.H | | | 1 | |
| 8 | 000 610 097 1 | Flat head bolt | | m 8x 16 | 2 | |
| 8 | 000 236 170 0 | Hexagonal nut | Iso4032 | M8 | 2 | |
| 8 | 000 239 387 0 | Contact washer | | A 8 | 2 | |
| 9 | 000 648 714 0 | Cover | | 1,5x70x95 | 1 | |
| 10 | 000 237 439 0 | Hexagonal screw | Iso4017 | M08x16 | 7 | |
| 10 | 000 236 170 0 | Hexagonal nut | Iso4032 | M8 | 7 | |
| 10 | 000 239 387 0 | Contact washer | | A 8 | 7 | |
| 11 | 000 682 974 0 | Guard | | 1,5x369x889,8 | 1 | |
| 12 | 000 610 098 1 | Flat head bolt | | m 8x 20 | 2 | |
| 12 | 000 236 170 0 | Hexagonal nut | Iso4032 | M8 | 2 | |
| 12 | 000 239 387 0 | Contact washer | | A 8 | 2 | |
| 13 | 000 682 972 0 | Gusset plate | | | 1 | |
| 14 | 000 648 701 1 | Guard l.h. | | | 1 | |
| 15 | 000 687 747 0 | Rubber pad | | D18x10 | 2 | |
| 16 | 000 237 464 0 | Hexagonal screw | Iso4017 | M06x12 | 6 | |
| 16 | 000 236 169 0 | Hexagonal nut | Iso4032 | M6 | 6 | |
| 16 | 000 239 386 0 | Contact washer | | A 6 | 6 | |
| 17 | 000 654 313 0 | Hinge | | 50x101 | 3 | |
| 18 | 000 648 697 2 | Bottom Plate L.H. | | | 1 | |
| 19 | 000 682 404 0 | Wheel chock | | | 1 | |



Characteristic: **PANELLING L. H. SIDE**Illustration: **188**

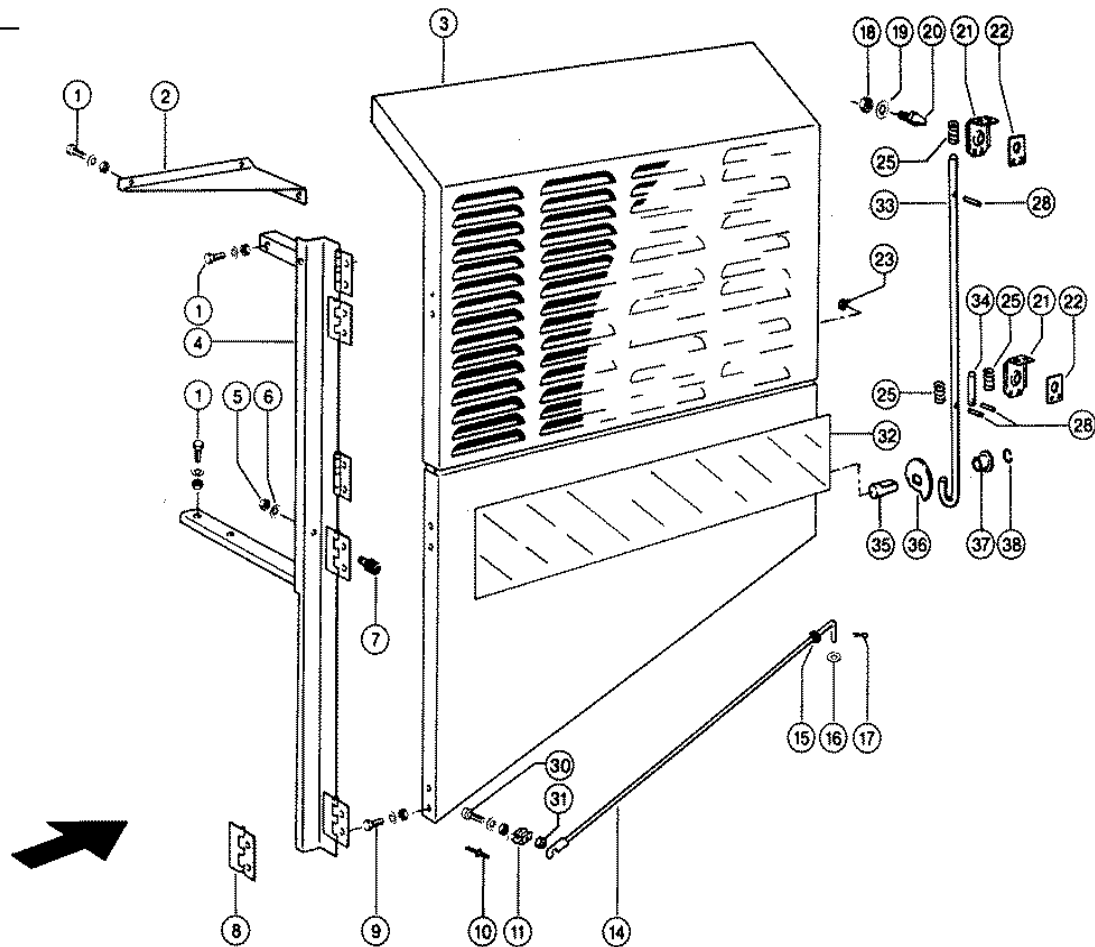
| Pos. | Part-No. | Description | DIN | Dimension | Qty. | Remark |
|------|---------------|-------------------|---------|-----------------|------|--------|
| 1 | 000 237 383 0 | Hexagonal screw | Iso4017 | M10x25 | 4 | |
| 1 | 000 236 171 0 | Hexagonal nut | Iso4032 | M10 | 4 | |
| 1 | 000 239 388 0 | Contact washer | | A10 | 4 | |
| 2 | 000 648 686 1 | Column | | | 1 | |
| 3 | 000 634 993 1 | Tool box | | | 1 | |
| 5 | 000 236 200 0 | Hexagonal screw | Iso4017 | M08x20 | 6 | |
| 5 | 000 236 170 0 | Hexagonal nut | Iso4032 | M8 | 6 | |
| 5 | 000 239 387 0 | Contact washer | | A 8 | 6 | |
| 6 | 000 665 564 1 | Flat head bolt | | m 6x 12 | 4 | |
| 6 | 000 237 983 0 | Securing nut | Iso7042 | M06 | 4 | |
| 6 | 000 239 386 0 | Contact washer | | A 6 | 4 | |
| 8 | 000 610 098 1 | Flat head bolt | | m 8x 20 | 2 | |
| 8 | 000 239 387 0 | Contact washer | | A 8 | 2 | |
| 8 | 000 236 170 0 | Hexagonal nut | Iso4032 | M8 | 2 | |
| 9 | 000 663 210 0 | Plate | | 4,0x0113x0131 | 1 | |
| 10 | 000 503 693 0 | Compress.spring | | 1,5 X 14 X 33 | 1 | |
| 15 | 000 636 792 1 | Flat head bolt | | m 6x 16 | 3 | |
| 15 | 000 236 169 0 | Hexagonal nut | Iso4032 | M6 | 3 | |
| 15 | 000 239 386 0 | Contact washer | | A 6 | 3 | |
| 16 | 000 687 747 0 | Rubber pad | | D18x10 | 2 | |
| 17 | 000 236 152 0 | Split pin | I1234 | 3,2x 22 | 1 | |
| 18 | 000 725 777 0 | Retaining ring | | D 13x4 | 1 | |
| 19 | 000 648 624 1 | Support | | D8x | 1 | |
| 23 | 000 652 433 0 | Clamp spring | | | 1 | |
| 24 | 000 237 935 1 | Sheet metal screw | D6928 | St3,5x 9,5-C | 1 | |
| 25 | 000 237 886 0 | Hexagonal nut | Iso4032 | M10 | 1 | |
| 26 | 000 239 388 0 | Contact washer | | A10 | 1 | |
| 27 | 000 648 620 0 | Pin | | D18x 50 | 1 | |
| 28 | 000 236 912 2 | Washer | Din125 | 8,4 | 1 | |
| 29 | 000 739 163 1 | Shaft | | D22,15x38 | 1 | |
| - | 000 235 484 0 | Hex. driver | Din911 | 8 | 1 | |
| 30 | 000 739 162 1 | Locking plate | | 5x80x88,5 | 1 | |
| 31 | 000 236 840 0 | Washer | | 13 X 22 X1 | 1 | |
| 32 | 000 235 647 3 | Tensioning pin | Iso8752 | 25 X 26-N | 1 | |
| 33 | 000 008 523 0 | Bushing | | 22 X 26 X13 | 1 | |
| 34 | 000 682 715 0 | Cover | | | 1 | |
| 35 | 000 505 737 3 | Hinge | | 48x 45 | 3 | |
| 36 | 000 237 464 0 | Hexagonal screw | Iso4017 | M06x12 | 4 | |
| 36 | 000 236 169 0 | Hexagonal nut | Iso4032 | M6 | 4 | |
| 36 | 000 239 386 0 | Contact washer | | A 6 | 4 | |
| 37 | 000 648 630 0 | Hinge | | 101 Lg | 2 | |
| 38 | 000 663 696 1 | Door | | | 1 | |
| 39 | 000 211 289 0 | Rear reflector | | | 1 | |
| 40 | 000 239 153 0 | Rivet | D7337 | A 4,8x20 | 1 | |
| 41 | 000 205 246 0 | Molding | | 12x6 Selbstkleb | N.B | |
| 42 | 000 634 998 0 | Floor | | 1,5x0351x0734 | 1 | |
| 43 | 000 072 481 0 | Wire rope | | D4x 422 Lg | 2 | |
| 44 | 000 237 442 0 | Hexagonal screw | Iso4017 | M08x25 | 2 | |
| 44 | 000 238 132 0 | Securing nut | Iso7042 | M08 | 2 | |
| 44 | 000 239 393 1 | Contact washer | | B 8 | 4 | |
| 44 | 000 234 320 0 | Washer | | 8,4x 23 X3 | 2 | |
| 45 | 000 215 899 0 | Snap ring | Din7993 | A 22 | 1 | |





Characteristic: **MUD GUARD R.H.**Illustration: **190**

| Pos. | Part-No. | Description | DIN | Dimension | Qty. | Remark |
|------|---------------|-----------------|---------|----------------|------|--------|
| 1 | 000 237 439 0 | Hexagonal screw | Iso4017 | M08x16 | 4 | |
| 1 | 000 236 170 0 | Hexagonal nut | Iso4032 | M8 | 4 | |
| 1 | 000 239 387 0 | Contact washer | | A 8 | 4 | |
| 2 | 000 646 828 1 | Support | | | 1 | |
| 3 | 000 618 992 1 | Support | | | 1 | |
| 4 | 000 601 243 0 | Support washer | | 10,8x25x0,6 | 3 | |
| 5 | 000 601 608 0 | Locking pin | | 4,69- 5,45kl-L | 2 | |
| 5 | 000 606 163 0 | Locking pin | | 7,74- 8,49kl-L | 1 | |
| 6 | 000 606 676 3 | Guard | | | 1 | |

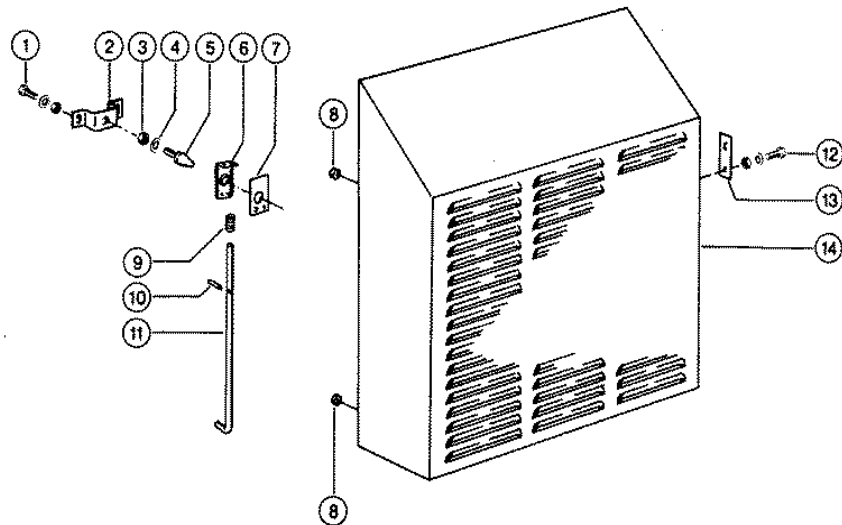


CLAAS SPARE PARTS LIST

Characteristic: **MUD GUARD R.H.**

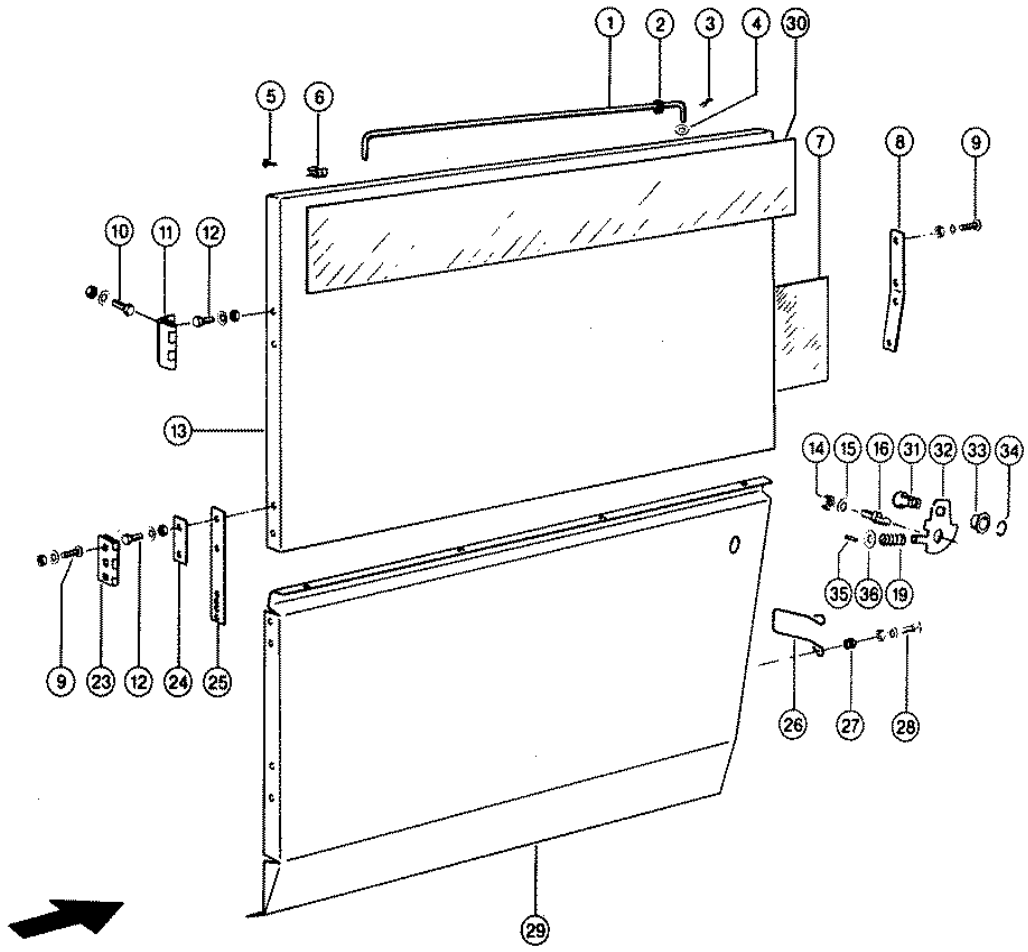
Illustration: **191**

| Pos. | Part-No. | Description | DIN | Dimension | Qty. | Remark |
|------|---------------|-------------------|---------|-----------------|------|-------------------|
| 1 | 000 236 200 0 | Hexagonal screw | Iso4017 | M08x20 | 6 | |
| 1 | 000 236 170 0 | Hexagonal nut | Iso4032 | M8 | 6 | |
| 1 | 000 239 387 0 | Contact washer | | A 8 | 6 | |
| 2 | 000 648 797 2 | Support | | 2x176x363 | 1 | |
| 3 | 000 543 609 0 | Door front | | | 1 | from no. 09308621 |
| 3 | 000 663 724 0 | Door front | | | 1 | to No. 09308620 |
| 4 | 000 648 801 1 | Brace | | | 1 | |
| 5 | 000 236 169 0 | Hexagonal nut | Iso4032 | M6 | 1 | |
| 6 | 000 239 386 0 | Contact washer | | A 6 | 1 | |
| 7 | 000 818 096 0 | Rubber pad | | D20xh16 M6x18,5 | 1 | |
| 8 | 000 606 737 1 | Hinge | | 60x101 | 5 | |
| 9 | 000 237 466 0 | Hexagonal screw | Iso4017 | M06x20 | 6 | |
| 9 | 000 236 169 0 | Hexagonal nut | Iso4032 | M6 | 6 | |
| 9 | 000 239 386 0 | Contact washer | | A 6 | 6 | |
| 10 | 000 237 812 1 | Rivet | D7337 | A 4,0x 8 | 1 | |
| 11 | 000 652 433 0 | Clamp spring | | | 1 | |
| 14 | 000 607 760 1 | Support | | D8x | 1 | from no. 09308621 |
| 14 | 000 648 859 1 | Support | | D8x | 1 | to No. 09308620 |
| 15 | 000 725 777 0 | Retaining ring | | D 13x4 | 1 | |
| 16 | 000 236 912 2 | Washer | Din125 | 8,4 | 1 | |
| 17 | 000 236 152 0 | Split pin | I1234 | 3,2x 22 | 1 | |
| 18 | 000 237 886 0 | Hexagonal nut | Iso4032 | M10 | 2 | |
| 19 | 000 239 388 0 | Contact washer | | A10 | 2 | |
| 20 | 000 648 620 0 | Pin | | D18x 50 | 2 | |
| 21 | 000 648 621 0 | Locking plate | | 3x52x97 | 2 | |
| 22 | 000 648 878 0 | Glide plate | | 2,1x36x73 | 2 | |
| 23 | 000 687 747 0 | Rubber pad | | D18x10 | 2 | |
| 25 | 000 503 693 0 | Compress.spring | | 1,5 X 14 X 33 | 3 | |
| 28 | 000 237 795 3 | Tensioning pin | Iso8752 | 4 X 26-N | 3 | |
| 30 | 000 236 994 0 | Socket head screw | D84 | m 4x16 | 1 | |
| 30 | 000 237 215 0 | Hexagonal nut | Iso4032 | M4 | 1 | |
| 30 | 000 236 489 1 | Spring washer | | 4 | 1 | |
| 31 | 000 660 252 0 | Spacer bush | | D12x8 | 1 | |
| 32 | 000 515 357 0 | Sticker | | | 1 | |
| 33 | 000 663 609 1 | Rod | | D 10x1187 | 1 | |
| 34 | 000 648 883 0 | Rod | | D10x95 | 1 | |
| 35 | 000 739 163 1 | Shaft | | D22,15x38 | 1 | |
| - | 000 235 484 0 | Hex. driver | Din911 | 8 | 1 | |
| 36 | 000 663 608 0 | Eccentric disk | | 5x66 | 1 | |
| 37 | 000 008 523 0 | Bushing | | 22 X 26 X13 | 1 | |
| 38 | 000 215 899 0 | Snap ring | Din7993 | A 22 | 1 | |



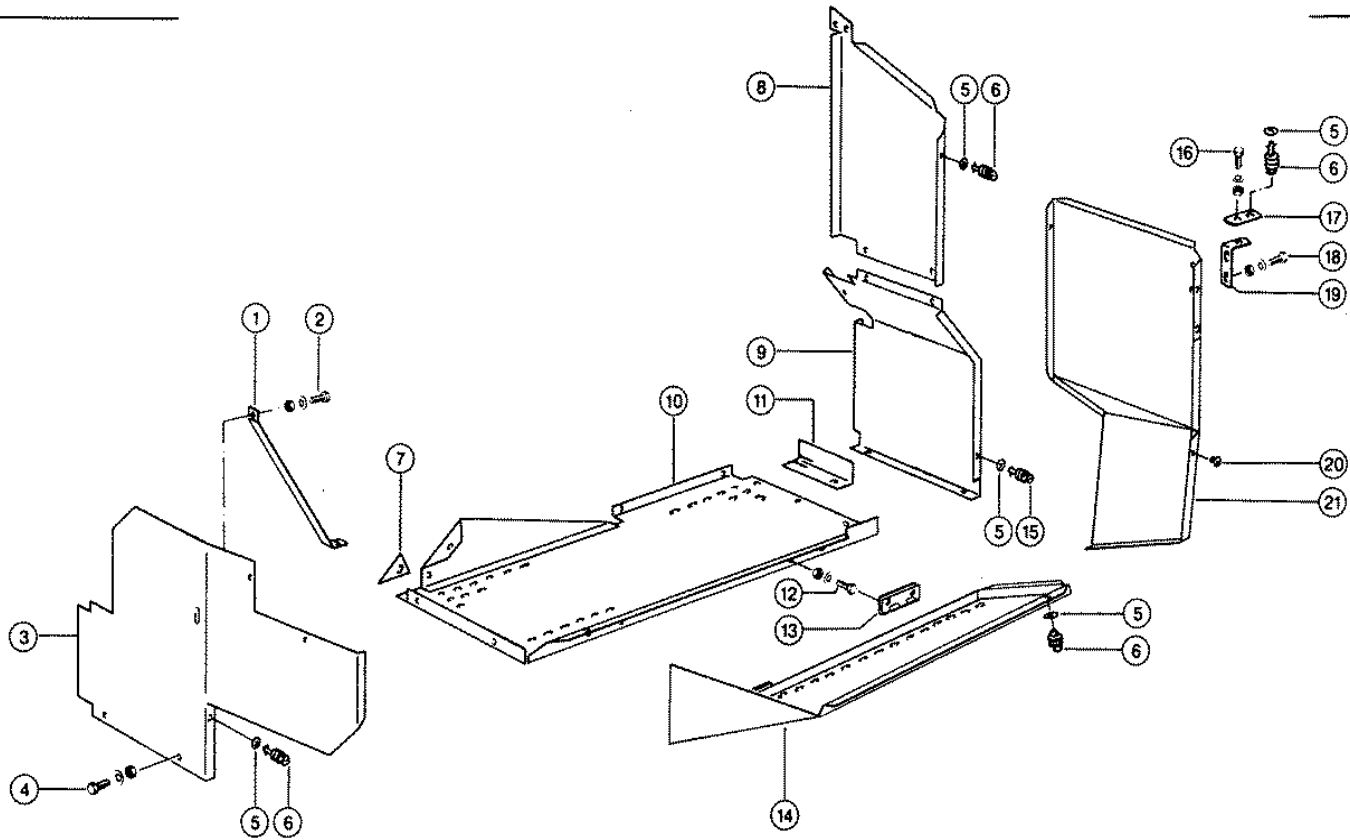
Characteristic: **MUD GUARD R.H.**Illustration: **192**

| Pos. | Part-No. | Description | DIN | Dimension | Qty. | Remark |
|------|---------------|-----------------|---------|---------------|------|--------|
| 1 | 000 237 439 0 | Hexagonal screw | Iso4017 | M08x16 | 2 | |
| 1 | 000 236 170 0 | Hexagonal nut | Iso4032 | M8 | 2 | |
| 1 | 000 239 387 0 | Contact washer | | A 8 | 2 | |
| 2 | 000 648 798 1 | Support | | 3x40x157 | 1 | |
| 3 | 000 237 886 0 | Hexagonal nut | Iso4032 | M10 | 1 | |
| 4 | 000 239 388 0 | Contact washer | | A10 | 1 | |
| 5 | 000 648 620 0 | Pin | | D18x 50 | 1 | |
| 6 | 000 648 621 0 | Locking plate | | 3x52x97 | 1 | |
| 7 | 000 648 878 0 | Glide plate | | 2,1x36x73 | 1 | |
| 8 | 000 687 747 0 | Rubber pad | | D18x10 | 2 | |
| 9 | 000 503 693 0 | Compress.spring | | 1,5 X 14 X 33 | 1 | |
| 10 | 000 237 795 3 | Tensioning pin | Iso8752 | 4 X 26-N | 1 | |
| 11 | 000 648 891 0 | Pull rod | | D10x423 | 1 | |
| 12 | 000 238 094 0 | Hexagonal screw | Iso4017 | M06x25 | 4 | |
| 12 | 000 236 169 0 | Hexagonal nut | Iso4032 | M6 | 4 | |
| 12 | 000 239 386 0 | Contact washer | | A 6 | 4 | |
| 13 | 000 648 804 0 | Shim | | 30x6x100 | 2 | |
| 14 | 000 648 792 0 | Door rear | | | 1 | |



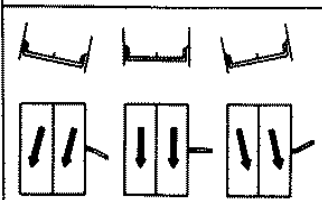
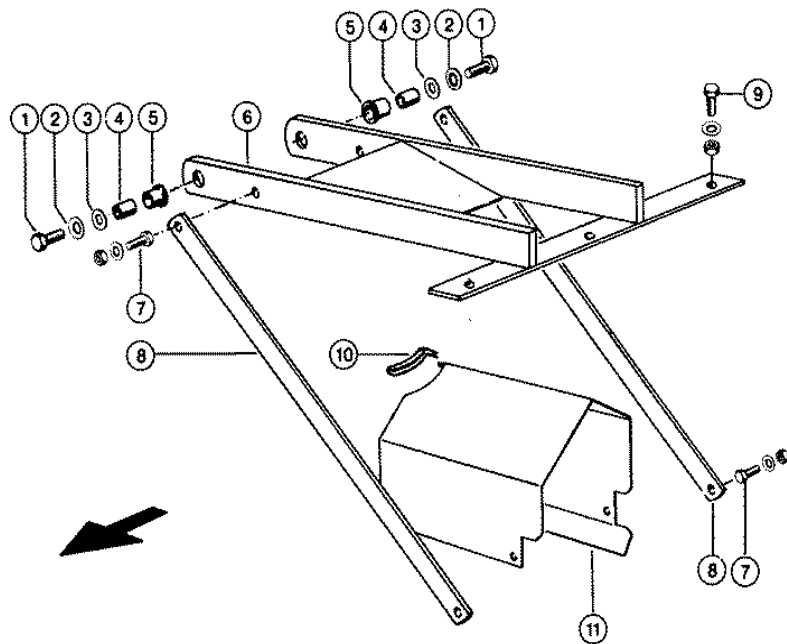
Characteristic: **MUD GUARD R.H.**Illustration: **193**

| Pos. | Part-No. | Description | DIN | Dimension | Qty. | Remark |
|------|---------------|-------------------|---------|----------------|------|--------|
| 1 | 000 606 728 3 | Support bar | | D8x916 | 1 | |
| 2 | 000 725 777 0 | Retaining ring | | D 13x4 | 1 | |
| 3 | 000 236 152 0 | Split pin | I1234 | 3,2x 22 | 1 | |
| 4 | 000 236 912 2 | Washer | Din125 | 8,4 | 1 | |
| 5 | 000 237 935 1 | Sheet metal screw | D6928 | St3,5x 9,5-C | 1 | |
| 6 | 000 652 433 0 | Clamp spring | | | 1 | |
| 7 | 000 514 401 4 | Sticker | | Schmierplan Re | 1 | |
| 8 | 000 648 667 0 | Board | | 4x25x270 | 1 | |
| 9 | 000 636 792 1 | Flat head bolt | | m 6x 16 | 12 | |
| 9 | 000 236 169 0 | Hexagonal nut | Iso4032 | M6 | 12 | |
| 9 | 000 239 386 0 | Contact washer | | A 6 | 12 | |
| 10 | 000 236 200 0 | Hexagonal screw | Iso4017 | M08x20 | 4 | |
| 10 | 000 236 170 0 | Hexagonal nut | Iso4032 | M8 | 2 | |
| 10 | 000 239 387 0 | Contact washer | | A 8 | 4 | |
| 11 | 000 648 629 0 | Hinge | | 101 Lg | 2 | |
| 12 | 000 237 464 0 | Hexagonal screw | Iso4017 | M06x12 | 4 | |
| 12 | 000 236 169 0 | Hexagonal nut | Iso4032 | M6 | 4 | |
| 12 | 000 239 386 0 | Contact washer | | A 6 | 4 | |
| 13 | 000 648 824 0 | Door r.h. top | | | 1 | |
| 14 | 000 237 886 0 | Hexagonal nut | Iso4032 | M10 | 1 | |
| 15 | 000 239 388 0 | Contact washer | | A10 | 1 | |
| 16 | 000 648 620 0 | Pin | | D18x 50 | 1 | |
| 19 | 000 503 693 0 | Compress.spring | | 1,5 X 14 X 33 | 1 | |
| 23 | 000 606 737 1 | Hinge | | 60x101 | 1 | |
| 24 | 000 725 929 1 | Shim | | 2x28x97 | 2 | |
| 25 | 000 648 668 0 | Board | | 3x25x250 | 1 | |
| 26 | 000 648 678 0 | Bracket | | | 1 | |
| 27 | 000 778 979 0 | Compress.spring | | 2 X 15 X 15 | 2 | |
| 28 | 000 235 341 0 | Flat head bolt | Din603 | m 6x 30 | 2 | |
| 28 | 000 236 180 0 | Washer | D9021 | 6,4 | 2 | |
| 28 | 000 237 983 0 | Securing nut | Iso7042 | M06 | 2 | |
| 29 | 000 663 698 0 | Door r.h. lower | | | 1 | |
| 30 | 000 515 355 0 | Sticker | | | 1 | |
| 31 | 000 739 163 1 | Shaft | | D22,15x38 | 1 | |
| - | 000 235 484 0 | Hex. driver | Din911 | 8 | 1 | |
| 32 | 000 739 162 1 | Locking plate | | 5x80x88,5 | 1 | |
| 33 | 000 008 523 0 | Bushing | | 22 X 26 X13 | 1 | |
| 34 | 000 215 899 0 | Snap ring | Din7993 | A 22 | 1 | |
| 35 | 000 235 647 3 | Tensioning pin | Iso8752 | 25 X 26-N | 1 | |
| 36 | 000 236 840 0 | Washer | | 13 X 22 X1 | 1 | |



Characteristic: **FAN INTAKE GUARD, R.H.**Illustration: **194**

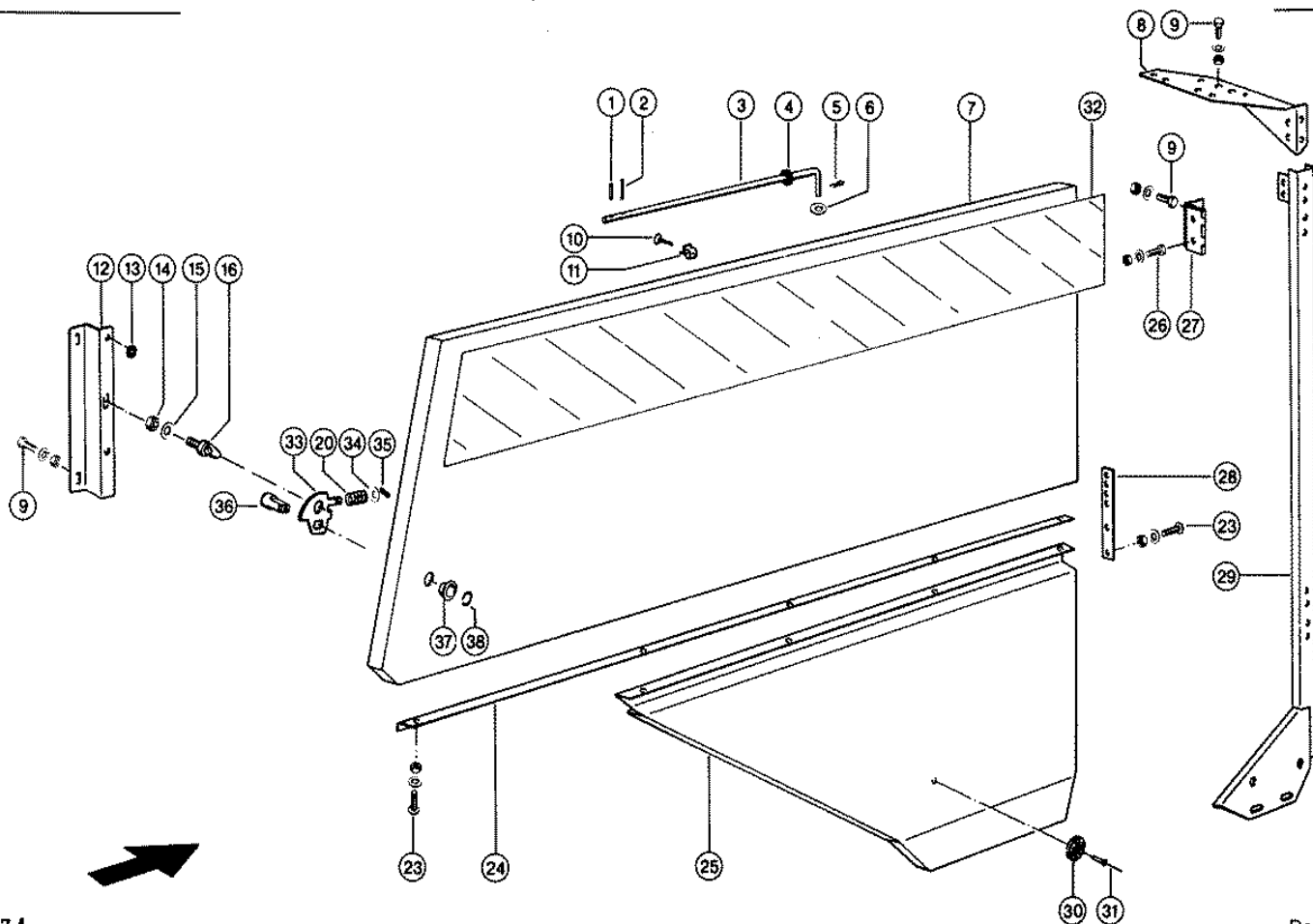
| Pos. | Part-No. | Description | DIN | Dimension | Qty. | Remark |
|------|---------------|-------------------|---------|----------------|------|------------------|
| 1 | 000 648 766 1 | Brace | | 3x20x375 | 1 | |
| 2 | 000 237 464 0 | Hexagonal screw | Iso4017 | M06x12 | 2 | |
| 2 | 000 236 169 0 | Hexagonal nut | Iso4032 | M6 | 2 | |
| 2 | 000 239 386 0 | Contact washer | | A 6 | 2 | |
| 3 | 000 648 762 1 | Cross panel | | | 1 | |
| 4 | 000 237 439 0 | Hexagonal screw | Iso4017 | M08x16 | 5 | |
| 4 | 000 236 170 0 | Hexagonal nut | Iso4032 | M8 | 5 | |
| 4 | 000 239 387 0 | Contact washer | | A 8 | 5 | |
| 5 | 000 601 243 0 | Support washer | | 10,8x25x0,6 | 4 | |
| 6 | 000 606 674 0 | Locking pin | | 3,17- 3,92kl-L | 3 | |
| 7 | 000 648 714 0 | Cover | | 1,5x70x95 | 1 | |
| 8 | 000 648 768 0 | Panel | | | 1 | |
| 9 | 000 648 767 2 | Front Screen R.H | | | 1 | |
| 10 | 000 648 759 0 | Bottom Screen R.H | | | 1 | |
| 11 | 000 687 826 0 | Sealed plate r.h. | | 1x108x120 | 1 | |
| 12 | 000 237 464 0 | Hexagonal screw | Iso4017 | M06x12 | 4 | |
| 12 | 000 236 169 0 | Hexagonal nut | Iso4032 | M6 | 4 | |
| 12 | 000 239 386 0 | Contact washer | | A 6 | 4 | |
| 13 | 000 654 313 0 | Hinge | | 50x101 | 2 | |
| 14 | 000 648 771 1 | Bottom Plate R.H. | | Gelocht | 1 | |
| 15 | 000 606 163 0 | Locking pin | | 7,74- 8,49kl-L | 1 | |
| 16 | 000 237 465 0 | Hexagonal screw | Iso4017 | M06x16 | 1 | |
| 16 | 000 236 169 0 | Hexagonal nut | Iso4032 | M6 | 1 | |
| 16 | 000 239 386 0 | Contact washer | | A 6 | 1 | |
| 17 | 000 687 644 1 | Strip | | 4x30x50 | 1 | |
| 18 | 000 237 464 0 | Hexagonal screw | Iso4017 | M06x12 | 2 | |
| 18 | 000 236 169 0 | Hexagonal nut | Iso4032 | M6 | 2 | |
| 18 | 000 239 386 0 | Contact washer | | A 6 | 2 | |
| 19 | 000 648 799 1 | Angle | | 3x30x148 | 1 | |
| 20 | 000 687 747 0 | Rubber pad | | D18x10 | 2 | |
| 21 | 000 648 773 0 | Guard r.h. | | | 1 | |
| 21 | 000 639 957 0 | Guard | | | 1 | at 2 stage drive |



119773

Characteristic: **BRACKET FOR PENDULUM CONTROL**Illustration: **195**

| Pos. | Part-No. | Description | DIN | Dimension | Qty. | Remark |
|------|---------------|-----------------|---------|-------------|------|--------|
| 1 | 000 237 453 0 | Hexagonal screw | Iso4017 | M10x30 | 2 | |
| 2 | 000 239 388 0 | Contact washer | | A10 | 2 | |
| 3 | 000 238 053 0 | Washer | | 10,5x 22 X3 | 2 | |
| 4 | 000 643 814 0 | Spacer bush | | D15x16 | 2 | |
| 5 | 000 008 509 0 | Synthetic bush | | 15 X 18 X15 | 2 | |
| 6 | 000 647 618 0 | Support | | | 1 | |
| 7 | 000 237 442 0 | Hexagonal screw | Iso4017 | M08x25 | 4 | |
| 7 | 000 236 170 0 | Hexagonal nut | Iso4032 | M8 | 4 | |
| 7 | 000 239 387 0 | Contact washer | | A 8 | 4 | |
| 8 | 000 647 623 0 | Support | | 20x5x611 | 2 | |
| 9 | 000 237 453 0 | Hexagonal screw | Iso4017 | M10x30 | 3 | |
| 9 | 000 236 171 0 | Hexagonal nut | Iso4032 | M10 | 3 | |
| 9 | 000 239 388 0 | Contact washer | | A10 | 3 | |
| 10 | 000 200 706 0 | Edge protector | | Hellgrau | N.B | |
| 11 | 000 662 369 0 | Cover plate | | | 1 | |

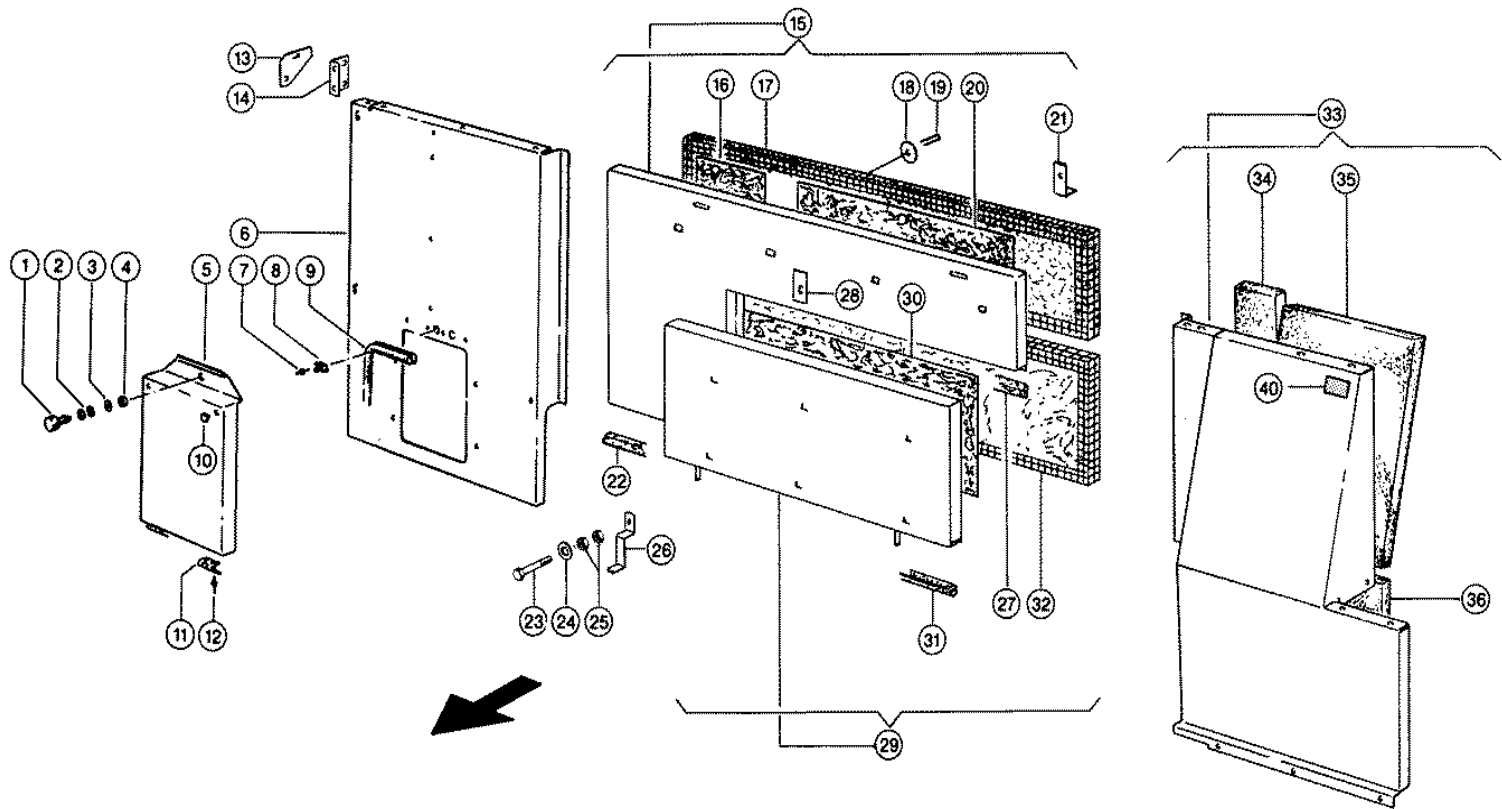


CLAAS SPARE PARTS LIST

Characteristic: **MUD GUARD R.H.**

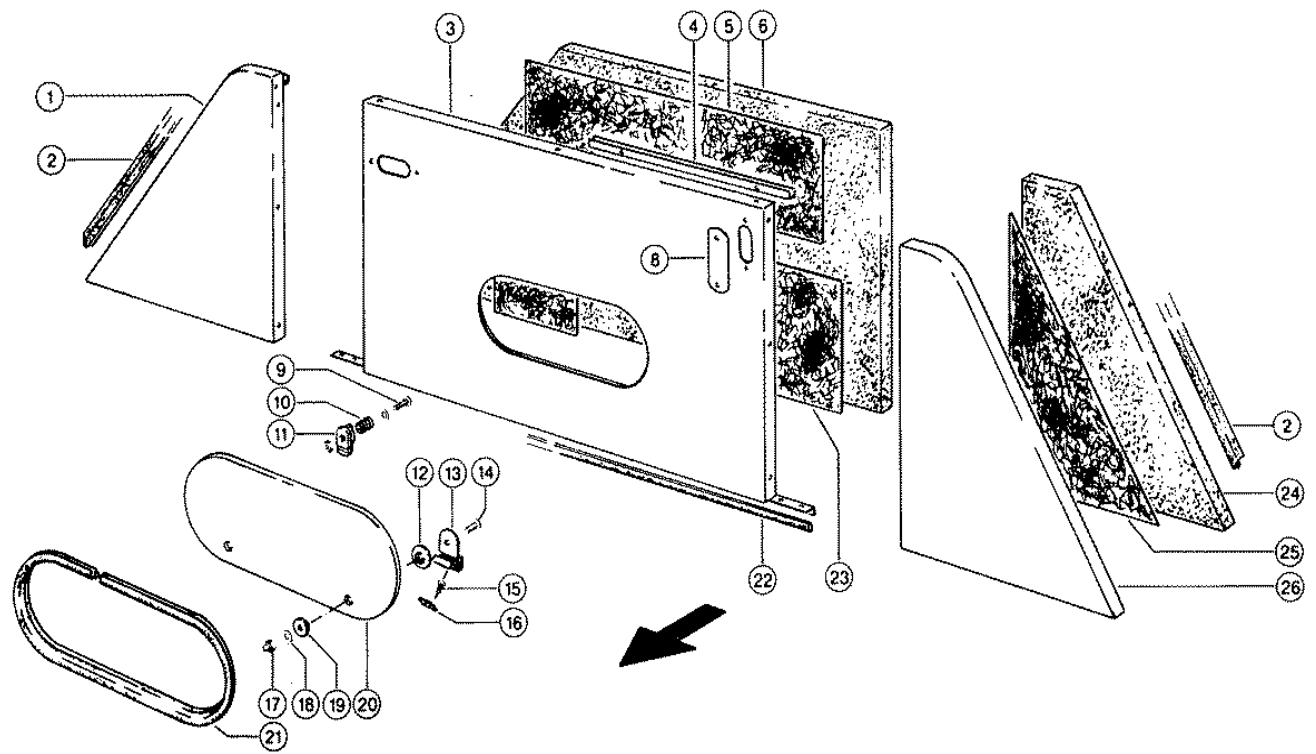
Illustration: **196**

| Pos. | Part-No. | Description | DIN | Dimension | Qty. | Remark |
|------|---------------|-------------------|---------|---------------|------|--------|
| 1 | 000 237 783 0 | Tensioning pin | Iso8752 | 23 X 16 | 1 | |
| 2 | 000 235 618 0 | Tensioning pin | Iso8752 | 23 X 24 | 1 | |
| 3 | 000 607 760 1 | Support | | D8x | 1 | |
| 4 | 000 725 777 0 | Retaining ring | | D 13x4 | 1 | |
| 5 | 000 235 083 0 | Split pin | I1234 | 3,2x 18 | 1 | |
| 6 | 000 236 912 2 | Washer | Din125 | 8,4 | 1 | |
| 7 | 000 663 693 0 | Side Wall R.H. | | | 1 | |
| 8 | 000 648 808 1 | Gusset plate | | 3x220x350 | 1 | |
| 9 | 000 236 200 0 | Hexagonal screw | Iso4017 | M08x20 | 10 | |
| 9 | 000 236 170 0 | Hexagonal nut | Iso4032 | M8 | 10 | |
| 9 | 000 239 387 0 | Contact washer | | A 8 | 10 | |
| 10 | 000 237 935 1 | Sheet metal screw | D6928 | St3,5x 9,5-C | 1 | |
| 11 | 000 652 433 0 | Clamp spring | | | 1 | |
| 12 | 000 648 758 1 | Support | | 2x80x440 | 1 | |
| 13 | 000 687 747 0 | Rubber pad | | D18x10 | 2 | |
| 14 | 000 237 886 0 | Hexagonal nut | Iso4032 | M10 | 1 | |
| 15 | 000 239 388 0 | Contact washer | | A10 | 1 | |
| 16 | 000 648 620 0 | Pin | | D18x 50 | 1 | |
| 20 | 000 503 693 0 | Compress.spring | | 1,5 X 14 X 33 | 1 | |
| 23 | 000 665 564 1 | Flat head bolt | | m 6x 12 | 9 | |
| 23 | 000 236 169 0 | Hexagonal nut | Iso4032 | M6 | 9 | |
| 23 | 000 239 386 0 | Contact washer | | A 6 | 9 | |
| 24 | 000 687 879 0 | Angle | | 2,5x54x1980 | 1 | |
| 25 | 000 648 826 0 | Side Panel R.H. | | | 1 | |
| 26 | 000 237 464 0 | Hexagonal screw | Iso4017 | M06x12 | 4 | |
| 26 | 000 236 169 0 | Hexagonal nut | Iso4032 | M6 | 4 | |
| 26 | 000 239 386 0 | Contact washer | | A 6 | 4 | |
| 27 | 000 648 630 0 | Hinge | | 101 Lg | 2 | |
| 28 | 000 648 668 0 | Board | | 3x25x250 | 1 | |
| 29 | 000 648 805 0 | Column | | | 1 | |
| 30 | 000 211 289 0 | Rear reflector | | | 1 | |
| 31 | 000 239 153 0 | Rivet | D7337 | A 4,8x20 | 1 | |
| 32 | 000 515 356 0 | Sticker | | | 1 | |
| 33 | 000 739 162 1 | Locking plate | | 5x80x88,5 | 1 | |
| 34 | 000 236 840 0 | Washer | | 13 X 22 X1 | 1 | |
| 35 | 000 235 647 3 | Tensioning pin | Iso8752 | 25 X 26-N | 1 | |
| 36 | 000 739 163 1 | Shaft | | D22,15x38 | 1 | |
| - | 000 235 484 0 | Hex. driver | Din911 | 8 | 1 | |
| 37 | 000 008 523 0 | Bushing | | 22 X 26 X13 | 1 | |
| 38 | 000 215 899 0 | Snap ring | Din7993 | A 22 | 1 | |



Characteristic: **ENGINE COVER**Illustration: **197**

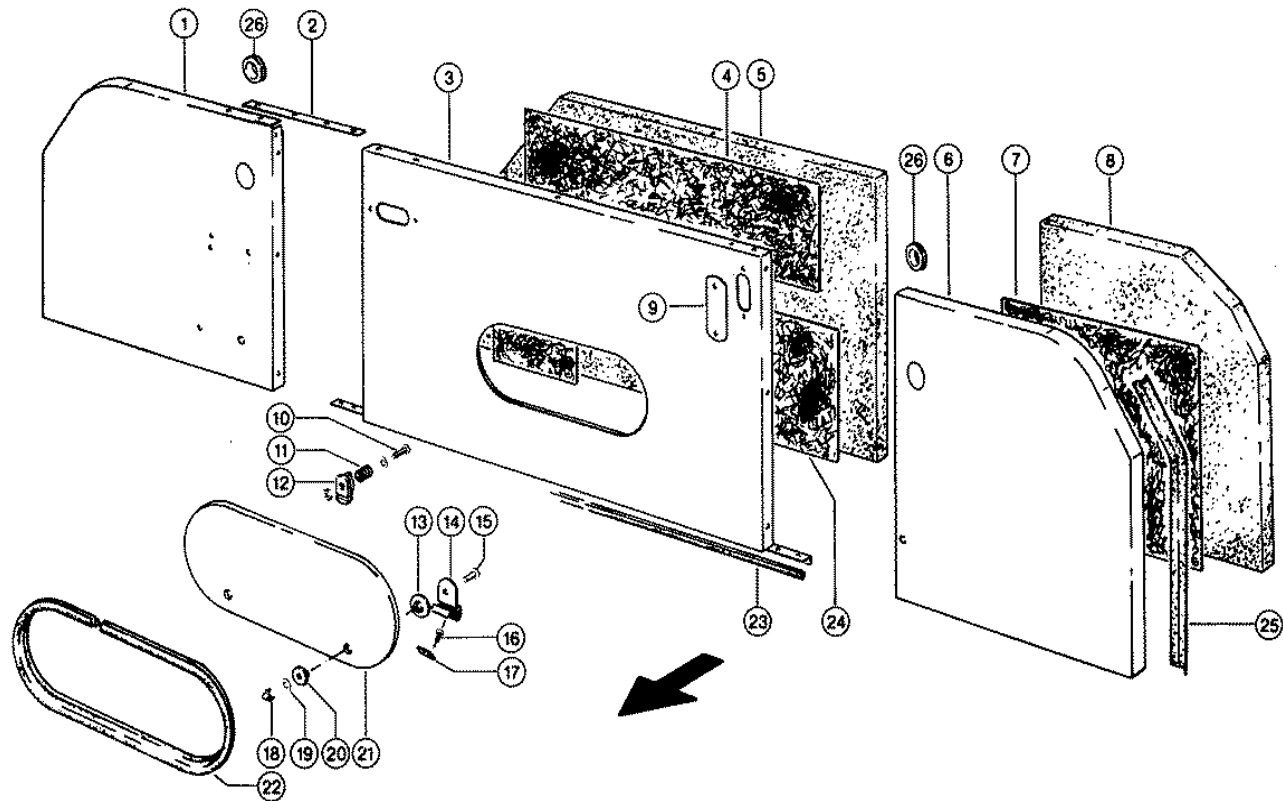
| Pos. | Part-No. | Description | DIN | Dimension | Qty. | Remark |
|------|---------------|-------------------|---------|-----------------|------|-----------|
| 1 | 000 725 804 0 | Pin | | | 1 | |
| 2 | 000 238 166 1 | Washer | | 9,5x 17 X1,5 | 2 | |
| 3 | 000 725 776 0 | Sealing washer | | D 18x2 | 1 | |
| 4 | 000 725 777 0 | Retaining ring | | D 13x4 | 1 | |
| 5 | 000 662 562 0 | Cover | | | 1 | |
| 6 | 000 663 256 0 | Engine wall r.h. | | | 1 | |
| 7 | 000 236 701 1 | Rivet | Din7337 | A 3,2x 6 | 2 | |
| 8 | 000 725 778 0 | Spring clip | | | 1 | |
| 9 | 000 136 510 0 | Sealing profile | | 25000lg | N.B | 1060 long |
| 10 | 000 821 583 0 | Buffer bolt | | D18x16 | 2 | |
| 11 | 000 725 773 0 | Hinge | | 48x 45 | 2 | |
| 12 | 000 237 853 0 | Rivet | D7337 | A 4,8x10 | 4 | |
| 13 | 000 617 918 0 | Support pawl | | 3x100x112 | 1 | |
| 14 | 000 617 917 0 | Support | | 3x63x100 | 1 | |
| 15 | 000 541 135 0 | Cover | | mont. | 1 | |
| 16 | 000 601 441 0 | Insulating slab | | 2x330x500 | 1 | |
| 17 | 000 541 134 0 | Isolation | | | 1 | 1310 long |
| 18 | 000 239 071 0 | Washer | | 10,5x 60 X1 | 2 | |
| 19 | 000 686 135 0 | Clamp | | 1,8x 130 | 2 | |
| 20 | 000 607 696 0 | Insulating slab | | 2x 150x 800 | 1 | |
| 21 | 000 541 179 0 | Angle | | 2,5x25x57,3 | 2 | |
| 22 | 000 201 354 0 | Seal strip | | 1,0-3,5 | 1 | 405 long |
| 23 | 000 238 092 0 | Hexagonal screw | Iso4017 | m 8x 70 | 1 | |
| 24 | 000 239 071 0 | Washer | | 10,5x 60 X1 | 1 | |
| 25 | 000 238 132 0 | Securing nut | Iso7042 | M08 | 1 | |
| 26 | 000 639 712 0 | Support | | 3x25x147 | 1 | |
| 27 | 000 201 354 0 | Seal strip | | 1,0-3,5 | 1 | 1370 long |
| 28 | 000 813 888 0 | Plate | | 25x3x70 | 2 | |
| 29 | 000 541 129 0 | Flap ass. | | | 1 | |
| 30 | 000 601 413 0 | Insulating slab | | 2x450x800 | 1 | |
| 31 | 000 201 354 0 | Seal strip | | 1,0-3,5 | 1 | 900 long |
| 32 | 000 541 128 0 | Isolation preass. | | | 1 | |
| 33 | 000 664 345 0 | Engine wall l.h. | | | 1 | |
| 34 | 000 664 374 0 | Insulating slab | | 50x235,3x1084,5 | 1 | |
| 35 | 000 664 375 0 | Insulating slab | | 50x414,4x591,5 | 1 | |
| 36 | 000 664 365 0 | Insulating slab | | 50x382,5x461 | 1 | |
| 40 | 000 514 787 0 | Sticker | | 70 X 45 - Quer | 1 | |



Characteristic: **ENGINE COVER**

Illustration: **198**

| Pos. | Part-No. | Description | DIN | Dimension | Qty. | Remark |
|------|---------------|------------------|----------|-----------------|------|-----------|
| 1 | 000 617 885 0 | Engine wall r.h. | | | 1 | |
| 2 | 000 201 162 0 | Lip profile | | | N.B | |
| 3 | 000 618 816 1 | Engine wall top | | | 1 | |
| 4 | 000 618 814 0 | U-beam | | 1,5x45,5x545 | 1 | |
| 5 | 000 617 884 0 | Insulating slab | | 2x250x800 | 1 | |
| 6 | 000 617 883 0 | Isolation | | 50x670x1190 | 1 | |
| 8 | 000 622 888 0 | Cover | | 1,5x70x160 | 2 | |
| 9 | 000 238 923 1 | Flat head bolt | | m 6x 25 | 1 | |
| 9 | 000 236 169 0 | Hexagonal nut | Iso4032 | M6 | 1 | |
| 9 | 000 236 180 0 | Washer | D9021 | 6,4 | 1 | |
| 10 | 000 778 979 0 | Compress.spring | | 2 X 15 X 15 | 1 | |
| 11 | 000 701 986 0 | Toggle | | | 1 | |
| 12 | 000 606 351 0 | Rubber disc | | Cd-4-300-01 | 2 | |
| 13 | 000 606 381 0 | Hinge | | | 2 | |
| 14 | 000 610 098 1 | Flat head bolt | | m 8x 20 | 2 | |
| 15 | 000 237 061 0 | Countersunk bolt | Iso10642 | M 6x 16 | 4 | |
| 16 | 000 606 389 0 | Threaded plate | | . | 2 | |
| 17 | 000 238 088 0 | Cap nut | Din1587 | m 8 | 2 | |
| 18 | 000 606 353 0 | Disc | | W.Ers.D.2379530 | 2 | |
| 19 | 000 606 352 0 | Rubber disc | | Cd-4-300-02 | 2 | |
| 20 | 000 606 209 0 | Rear panel glass | | 6 X 194x 574 | 1 | |
| 21 | 000 201 354 0 | Seal strip | | 1,0-3,5 | N.B | 1500 long |
| 22 | 000 200 909 0 | Seal strip | | | N.B | |
| 23 | 000 601 077 0 | Insulating slab | | 2x220x300 | 2 | |
| 24 | 000 623 895 1 | Isolation left | | | 1 | |
| 25 | 000 601 539 0 | Insulating slab | | 2x500x500 | 1 | |
| 26 | 000 601 544 1 | Engine wall l.h. | | | 1 | |

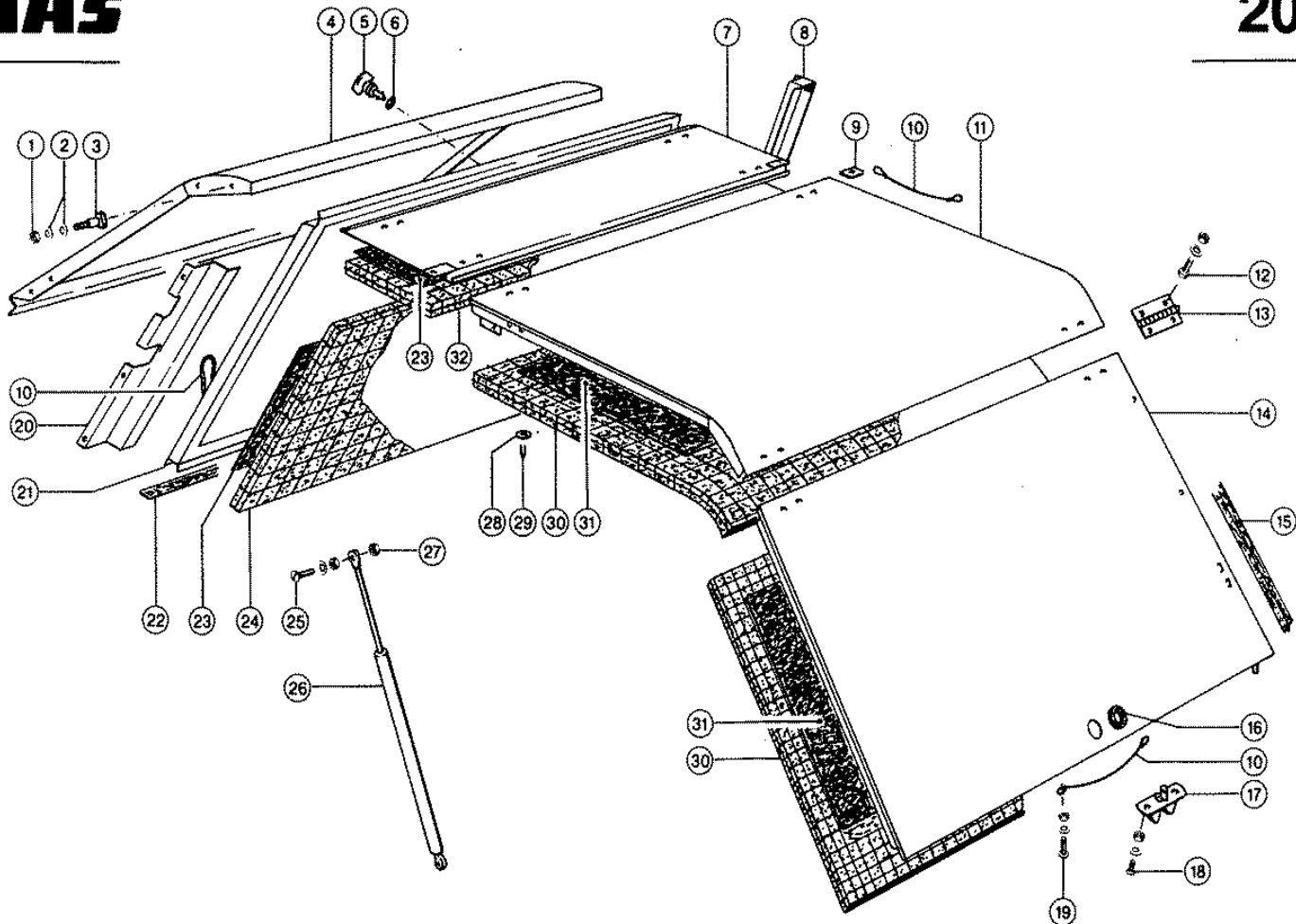


CLAAS SPARE PARTS LIST

Characteristic: **ENGINE COVER**

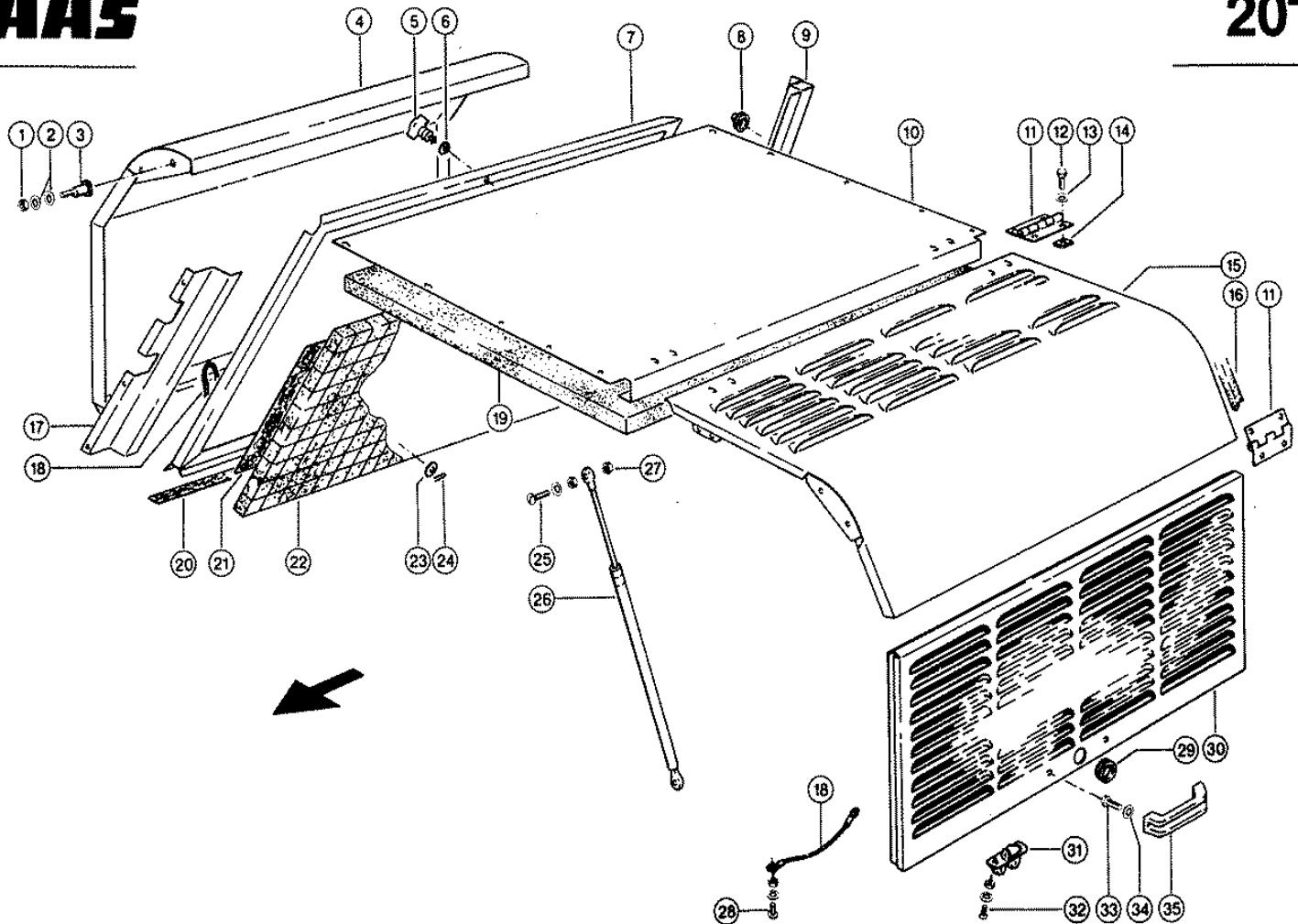
Illustration: **199**

| Pos. | Part-No. | Description | DIN | Dimension | Qty. | Remark |
|------|---------------|------------------|----------|-----------------|------|-----------|
| 1 | 000 682 841 2 | Engine wall top | | | 1 | |
| 2 | 000 634 458 1 | Strip | | 3x30x265 | 2 | |
| 3 | 000 618 816 1 | Engine wall top | | | 1 | |
| 4 | 000 617 884 0 | Insulating slab | | 2x250x800 | 1 | |
| 5 | 000 617 883 0 | Isolation | | 50x670x1190 | 1 | |
| 6 | 000 682 822 1 | Engine wall l.h. | | | 1 | |
| 7 | 000 682 807 0 | Insulating slab | | 2x500x500 | 1 | |
| 8 | 000 682 809 0 | Isolation | | | 1 | |
| 9 | 000 622 888 0 | Cover | | 1,5x70x160 | 2 | |
| 10 | 000 238 923 1 | Flat head bolt | | m 6x 25 | 1 | |
| 10 | 000 236 169 0 | Hexagonal nut | Iso4032 | M6 | 1 | |
| 10 | 000 236 180 0 | Washer | D9021 | 6,4 | 1 | |
| 11 | 000 778 979 0 | Compress.spring | | 2 X 15 X 15 | 1 | |
| 12 | 000 701 986 0 | Toggle | | | 1 | |
| 13 | 000 606 351 0 | Rubber disc | | Cd-4-300-01 | 2 | |
| 14 | 000 606 381 0 | Hinge | | | 2 | |
| 15 | 000 610 098 1 | Flat head bolt | | m 8x 20 | 2 | |
| 16 | 000 237 061 0 | Countersunk bolt | Iso10642 | m 6x 16 | 4 | |
| 17 | 000 606 389 0 | Threaded plate | | . | 2 | |
| 18 | 000 238 088 0 | Cap nut | Din1587 | m 8 | 2 | |
| 19 | 000 606 353 0 | Disc | | W.Ers.D.2379530 | 2 | |
| 20 | 000 606 352 0 | Rubber disc | | Cd-4-300-02 | 2 | |
| 21 | 000 606 209 0 | Rear panel glass | | 6 X 194x 574 | 1 | |
| 22 | 000 201 354 0 | Seal strip | | 1,0-3,5 | N.B | 1500 long |
| 23 | 000 200 909 0 | Seal strip | | | N.B | |
| 24 | 000 601 077 0 | Insulating slab | | 2x220x300 | 2 | |
| 25 | 000 201 162 0 | Lip profile | | | N.B | |
| 26 | 000 734 779 0 | Cable ring | | C20-35x50x2 | 2 | |



Characteristic: **ENGINE COVER**Illustration: **200**

| Pos. | Part-No. | Description | DIN | Dimension | Qty. | Remark |
|------|---------------|-------------------|----------|-----------------|------|--------|
| 1 | 000 236 170 0 | Hexagonal nut | Iso4032 | M8 | 2 | |
| 2 | 000 239 387 0 | Contact washer | | A 8 | 4 | |
| 3 | 000 215 159 0 | Pin | D1445 | 10h11x 11x 25 | 2 | |
| 4 | 000 617 909 1 | Door r.h. | | | 1 | |
| 5 | 000 601 242 0 | Locking pin | | 4,69- 5,45kl-L | 1 | |
| 6 | 000 601 243 0 | Support washer | | 10,8x25x0,6 | 1 | |
| 7 | 000 617 890 0 | Roof | | | 1 | |
| 8 | 000 617 915 2 | Sealed plate rear | | 1,5x117x780 | 1 | |
| 9 | 000 681 590 0 | Threaded plate | | 20x6x30 | 8 | |
| 10 | 000 607 721 0 | Wire rope cpl | | 3 X 240 | 3 | |
| 11 | 000 617 879 0 | Engine cover l.h. | | | 1 | |
| 12 | 000 237 465 0 | Hexagonal screw | Iso4017 | M06x16 | 16 | |
| 12 | 000 236 169 0 | Hexagonal nut | Iso4032 | M6 | 16 | |
| 12 | 000 239 386 0 | Contact washer | | A 6 | 16 | |
| 13 | 000 606 737 1 | Hinge | | 60x101 | 4 | |
| 14 | 000 601 594 3 | Engine cover l.h. | | | 1 | |
| 15 | 000 201 162 0 | Lip profile | | | N.B | |
| 16 | 000 238 456 0 | Cable ring | | A30x38x1,6 | 1 | |
| 17 | 000 609 636 1 | Cover lock | | | 1 | |
| 18 | 000 237 061 0 | Countersunk bolt | Iso10642 | m 6x 16 | 2 | |
| 18 | 000 236 169 0 | Hexagonal nut | Iso4032 | M6 | 2 | |
| 18 | 000 239 386 0 | Contact washer | | A 6 | 2 | |
| 19 | 000 636 792 1 | Flat head bolt | | m 6x 16 | 2 | |
| 19 | 000 236 169 0 | Hexagonal nut | Iso4032 | M6 | 2 | |
| 19 | 000 239 386 0 | Contact washer | | A 6 | 2 | |
| 20 | 000 617 914 0 | Seal plate front | | 1,5x117x760 | 1 | |
| 21 | 000 617 896 0 | Door r.h. | | | 1 | |
| 22 | 000 201 480 0 | Wood pulp strip | | 12x4 Selbstkleb | N.B | |
| 23 | 000 617 884 0 | Insulating slab | | 2x250x800 | 2 | |
| 24 | 000 617 901 0 | Isolation | | | 1 | |
| 25 | 000 610 099 1 | Flat head bolt | | m 8x 25 | 4 | |
| 25 | 000 236 170 0 | Hexagonal nut | Iso4032 | M8 | 4 | |
| 25 | 000 239 387 0 | Contact washer | | A 8 | 4 | |
| 26 | 000 609 635 0 | Gas spring | | | 2 | |
| 27 | 000 238 132 0 | Securing nut | Iso7042 | M08 | 2 | |
| 28 | 000 239 071 0 | Washer | | 10,5x 60 X1 | 6 | |
| 29 | 000 686 135 0 | Clamp | | 1,8x 130 | 6 | |
| 30 | 000 601 590 1 | Isolation preass. | | 685x 820 | 2 | |
| 31 | 000 601 418 0 | Insulating slab | | 2x550x800 | 2 | |
| 32 | 000 617 894 0 | Isolation | | | 1 | |



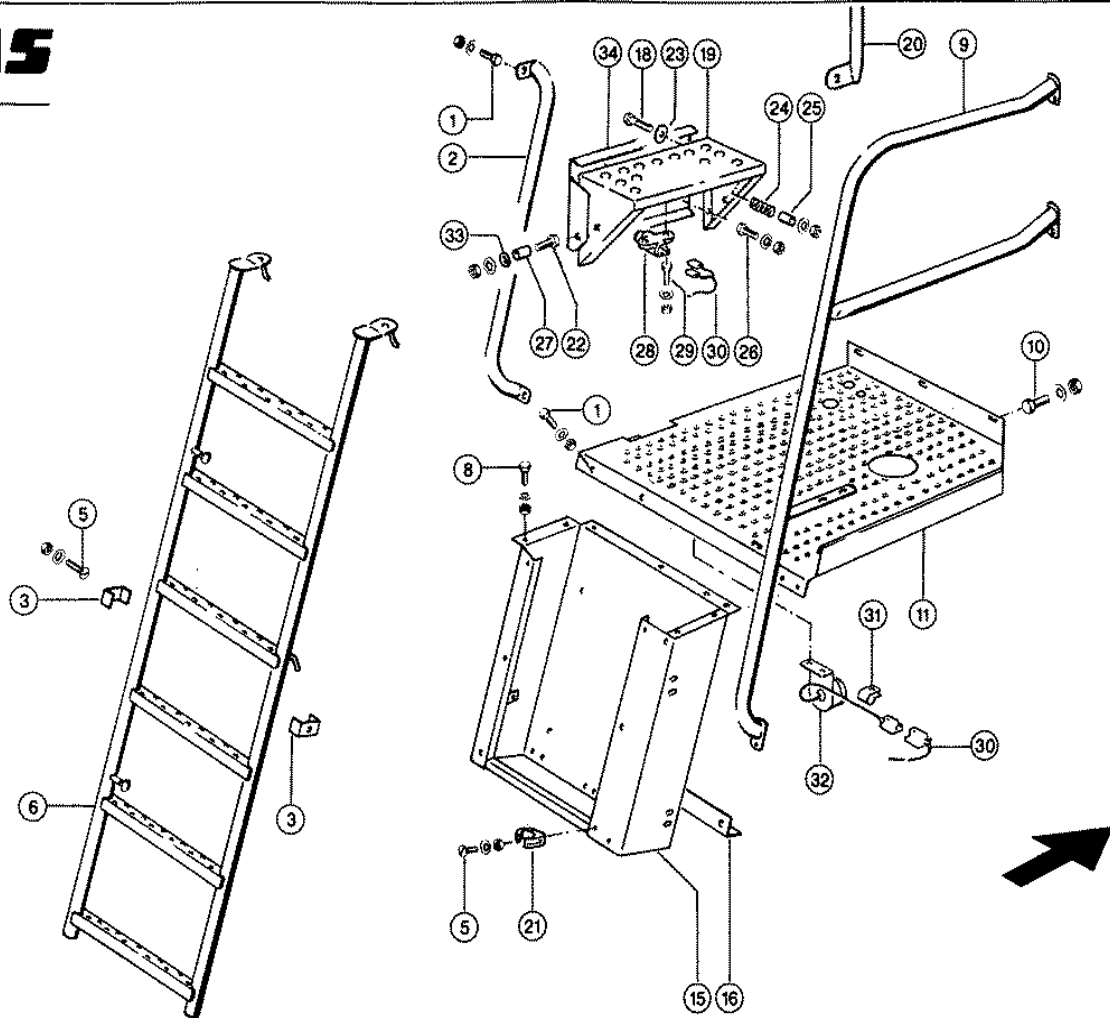
CLAAS SPARE PARTS LIST

06.09.2008
Sheet 1
DOMINATOR 98 VX

Characteristic: **ENGINE COVER**

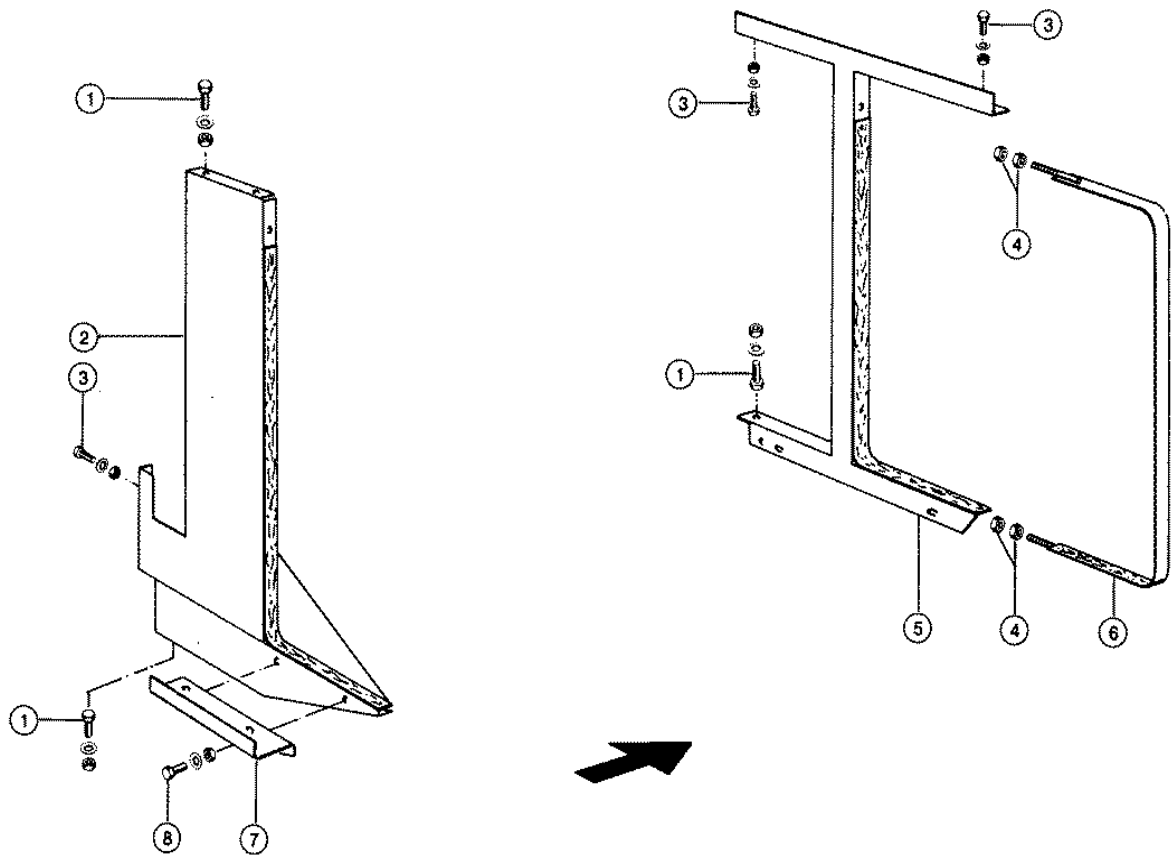
Illustration: **201**

| Pos. | Part-No. | Description | DIN | Dimension | Qty. | Remark |
|------|---------------|-------------------|----------|-----------------|------|----------|
| 1 | 000 238 132 0 | Securing nut | Iso7042 | M08 | 2 | |
| 2 | 000 239 387 0 | Contact washer | | A 8 | 4 | |
| 3 | 000 215 159 0 | Pin | D1445 | 10h11x 11x 25 | 2 | |
| 4 | 000 682 846 0 | Cover | | | 1 | |
| 5 | 000 601 242 0 | Locking pin | | 4,69- 5,45kl-L | 1 | |
| 6 | 000 601 243 0 | Support washer | | 10,8x25x0,6 | 1 | |
| 7 | 000 663 251 0 | Cover | | | 1 | |
| 8 | 000 215 409 0 | Cable ring | | C10-18x30x1,5 | 1 | |
| 9 | 000 663 255 0 | Sealed plate rear | | 1,5x0117x0745 | 1 | |
| - | 000 238 886 2 | Plug | | D30,5-F | 1 | |
| 10 | 000 682 843 0 | Cover | | | 1 | |
| 11 | 000 606 737 1 | Hinge | | 60x101 | 4 | |
| 12 | 000 237 465 0 | Hexagonal screw | Iso4017 | M06x16 | 16 | |
| 13 | 000 239 386 0 | Contact washer | | A 6 | 16 | |
| 14 | 000 681 590 0 | Threaded plate | | 20x6x30 | 12 | |
| 15 | 000 682 830 0 | Engine hood | | S | 1 | |
| 16 | 000 201 162 0 | Lip profile | | | N.B | |
| 17 | 000 663 254 0 | Seal plate front | | 1,5x0117x0725 | 1 | |
| 18 | 000 607 721 0 | Wire rope cpl | | 3 X 240 | 1 | |
| 19 | 000 682 848 0 | Isolation | | | 1 | |
| 20 | 000 201 480 0 | Wood pulp strip | | 12x4 Selbstkleb | N.B | 860 long |
| 21 | 000 617 884 0 | Insulating slab | | 2x250x800 | 1 | |
| 22 | 000 663 253 0 | Isolation | | 50x635x850 | 1 | |
| 23 | 000 239 071 0 | Washer | | 10,5x 60 X1 | 2 | |
| 24 | 000 686 135 0 | Clamp | | 1,8x 130 | 2 | |
| 25 | 000 801 883 1 | Flat head bolt | | m 8x 30 | 2 | |
| 25 | 000 236 170 0 | Hexagonal nut | Iso4032 | M8 | 2 | |
| 25 | 000 239 387 0 | Contact washer | | A 8 | 2 | |
| 26 | 000 622 786 0 | Gas spring | | | 2 | |
| 27 | 000 238 132 0 | Securing nut | Iso7042 | M08 | 2 | |
| 28 | 000 636 792 1 | Flat head bolt | | m 6x 16 | 2 | |
| 28 | 000 236 169 0 | Hexagonal nut | Iso4032 | M6 | 2 | |
| 28 | 000 239 386 0 | Contact washer | | A 6 | 2 | |
| 29 | 000 238 456 0 | Cable ring | | A30x38x1,6 | 1 | |
| 30 | 000 682 826 1 | Engine cover l.h. | | | 1 | |
| 31 | 000 609 636 1 | Cover lock | | | 1 | |
| 32 | 000 237 061 0 | Countersunk bolt | Iso10642 | m 6x 16 | 2 | |
| 32 | 000 236 169 0 | Hexagonal nut | Iso4032 | M6 | 2 | |
| 32 | 000 239 386 0 | Contact washer | | A 6 | 2 | |
| 33 | 000 237 464 0 | Hexagonal screw | Iso4017 | M06x12 | 2 | |
| 34 | 000 239 386 0 | Contact washer | | A 6 | 2 | |
| 35 | 000 981 255 0 | Handle | | L=162mm | 1 | |



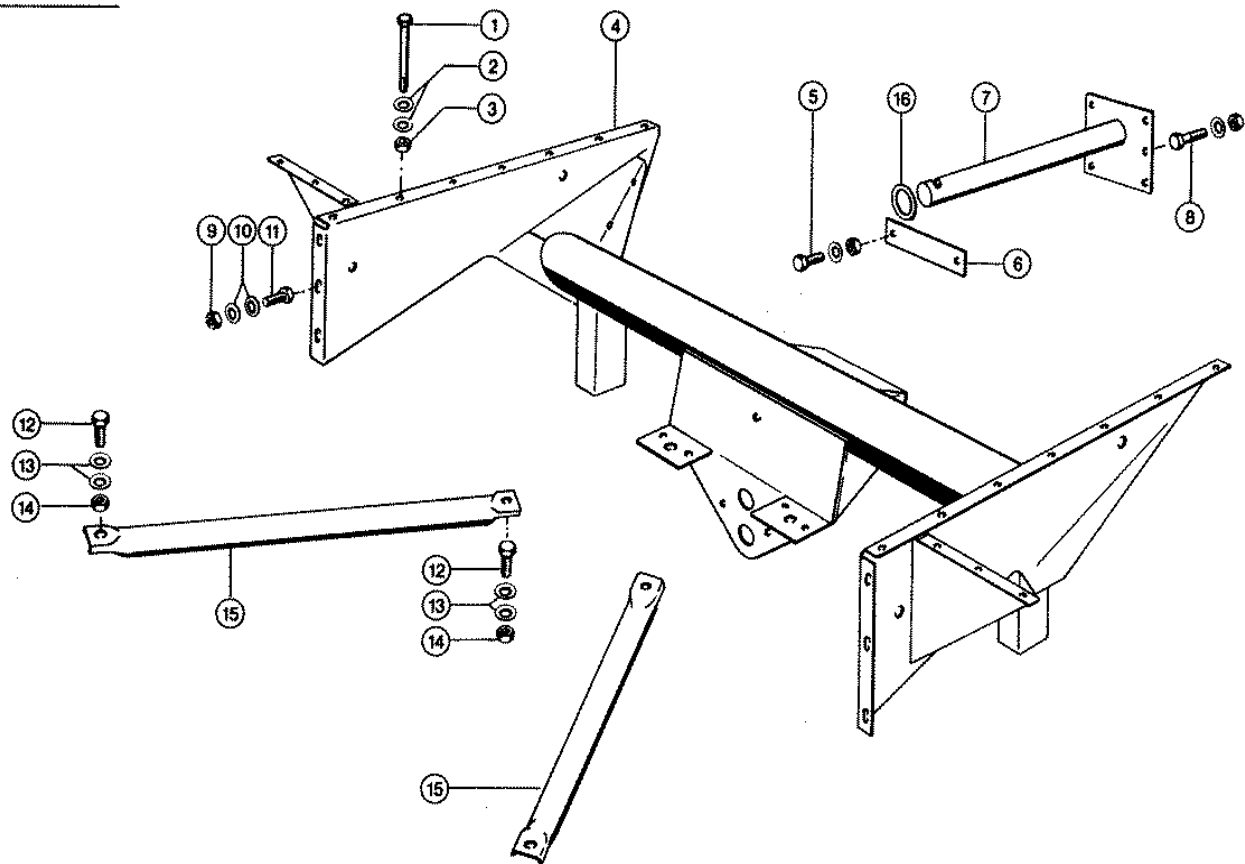
Characteristic: **REAR LADDER AND PLATFORM**Illustration: **202**

| Pos. | Part-No. | Description | DIN | Dimension | Qty. | Remark |
|------|---------------|------------------|---------|----------------|------|-------------------|
| 1 | 000 236 200 0 | Hexagonal screw | Iso4017 | M08x20 | 7 | |
| 1 | 000 236 170 0 | Hexagonal nut | Iso4032 | M8 | 7 | |
| 1 | 000 239 387 0 | Contact washer | | A 8 | 7 | |
| 2 | 000 607 535 0 | Hand-rail | | | 1 | |
| 3 | 000 607 530 0 | Guide | | | 2 | |
| 5 | 000 665 564 1 | Flat head bolt | | m 6x 12 | 4 | |
| 5 | 000 236 169 0 | Hexagonal nut | Iso4032 | M6 | 4 | |
| 5 | 000 239 386 0 | Contact washer | | A 6 | 4 | |
| 6 | 000 646 588 3 | Universal ladder | | | 1 | |
| 8 | 000 237 439 0 | Hexagonal screw | Iso4017 | M08x16 | 17 | |
| 8 | 000 236 170 0 | Hexagonal nut | Iso4032 | M8 | 17 | |
| 8 | 000 239 387 0 | Contact washer | | A 8 | 17 | |
| 9 | 000 648 904 0 | Hand-rail tube | | | 1 | |
| 10 | 000 237 382 0 | Hexagonal screw | Iso4017 | M10x20 | 3 | |
| 10 | 000 236 171 0 | Hexagonal nut | Iso4032 | M10 | 3 | |
| 10 | 000 239 388 0 | Contact washer | | A10 | 3 | |
| 11 | 000 607 500 1 | Platform | | S | 1 | |
| 15 | 000 648 748 2 | Sheathing | | | 1 | |
| 16 | 000 648 755 0 | Support | | | 1 | |
| 18 | 000 237 854 0 | Hexagonal screw | Iso4014 | m 8x55 | 2 | for "Maxi" series |
| 18 | 000 238 132 0 | Securing nut | Iso7042 | M08 | 2 | for "Maxi" series |
| 18 | 000 239 387 0 | Contact washer | | A 8 | 2 | for "Maxi" series |
| 19 | 000 663 379 0 | Step | | 1,5x0368x0648 | 1 | for "Maxi" series |
| 20 | 000 652 419 2 | Handle | | R26,9x405 | 1 | for "Maxi" series |
| 21 | 000 662 110 0 | Clamp | | | 2 | |
| 22 | 000 237 383 0 | Hexagonal screw | Iso4017 | M10x25 | 2 | for "Maxi" series |
| 22 | 000 236 171 0 | Hexagonal nut | Iso4032 | M10 | 2 | |
| 22 | 000 239 388 0 | Contact washer | | A10 | 2 | |
| 23 | 000 236 828 0 | Washer | | 8,5x 30 X2 | 4 | for "Maxi" series |
| 24 | 000 786 936 1 | Compress.spring | | 1,8 X 16 X38,5 | 2 | for "Maxi" series |
| 25 | 000 637 358 1 | Spacer bush | | R12x1,5x25 | 2 | for "Maxi" series |
| 26 | 000 237 439 0 | Hexagonal screw | Iso4017 | M08x16 | 4 | for "Maxi" series |
| 26 | 000 236 170 0 | Hexagonal nut | Iso4032 | M8 | 4 | |
| 26 | 000 239 387 0 | Contact washer | | A 8 | 4 | |
| 27 | 000 681 609 1 | Spacer piece | | D14x1,5x5,6 | 2 | for "Maxi" series |
| 28 | 000 010 411 4 | Tracer | | | 1 | for "Maxi" series |
| 29 | 000 237 465 0 | Hexagonal screw | Iso4017 | M06x16 | 2 | for "Maxi" series |
| 29 | 000 236 169 0 | Hexagonal nut | Iso4032 | M6 | 2 | for "Maxi" series |
| 29 | 000 239 386 0 | Contact washer | | A 6 | 2 | for "Maxi" series |
| 30 | 000 012 548 0 | Main wiring loom | | | 1 | for "Maxi" series |
| 31 | 000 215 403 0 | Pipe clamp | Din3016 | A1-12x20-8,4 | 1 | for "Maxi" series |
| 32 | 000 825 515 0 | Warning device | | | 1 | for "Maxi" series |
| 33 | 000 236 913 2 | Washer | Din125 | 10,50 | 2 | for "Maxi" series |
| 34 | 000 663 758 0 | Reinforc.brace | | 2,5x0195x0414 | 1 | for "Maxi" series |



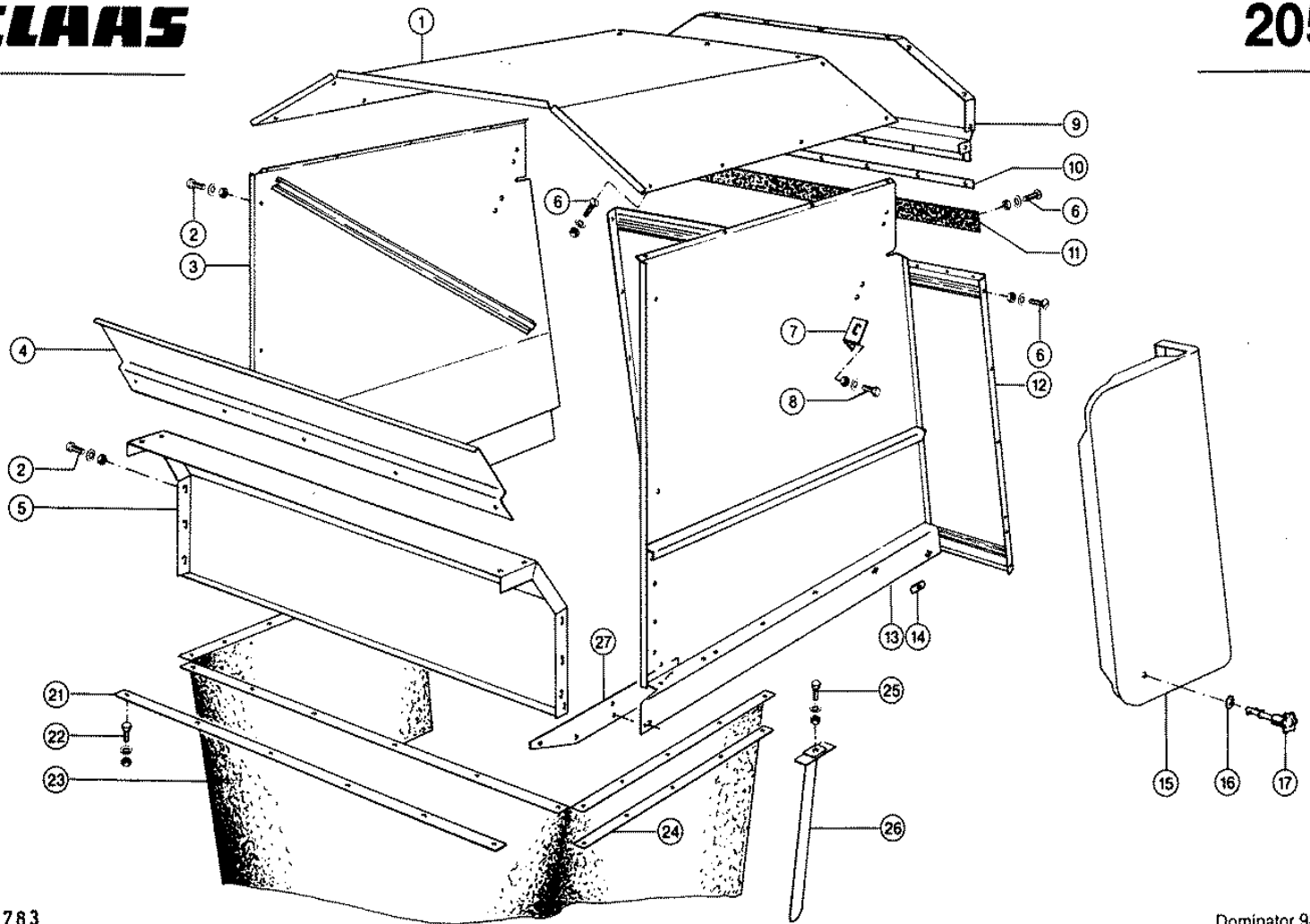
Characteristic: **BRACKET FOR FUEL TANK**Illustration: **203**

| Pos. | Part-No. | Description | DIN | Dimension | Qty. | Remark |
|------|---------------|-----------------|---------|-----------|------|--------------------|
| 1 | 000 237 383 0 | Hexagonal screw | Iso4017 | M10x25 | 6 | |
| 1 | 000 236 171 0 | Hexagonal nut | Iso4032 | M10 | 6 | |
| 1 | 000 239 388 0 | Contact washer | | A10 | 6 | |
| 2 | 000 639 801 0 | Support-glued | | | 1 | |
| 3 | 000 237 442 0 | Hexagonal screw | Iso4017 | M08x25 | 6 | |
| 3 | 000 236 170 0 | Hexagonal nut | Iso4032 | M8 | 6 | |
| 3 | 000 239 387 0 | Contact washer | | A 8 | 6 | |
| 4 | 000 236 171 0 | Hexagonal nut | Iso4032 | M10 | 8 | |
| 5 | 000 693 175 0 | Support-glued | | | 1 | |
| 6 | 000 672 699 0 | Bandage | | | 2 | with 300 ltr. Tank |
| 6 | 000 693 171 0 | Bandage | | | 2 | with 400 ltr. Tank |
| 7 | 000 662 127 0 | Tank support | | 4x90x180 | 1 | |
| 8 | 000 237 442 0 | Hexagonal screw | Iso4017 | M08x25 | 2 | |
| 8 | 000 236 170 0 | Hexagonal nut | Iso4032 | M8 | 2 | |
| 8 | 000 239 387 0 | Contact washer | | A 8 | 2 | |



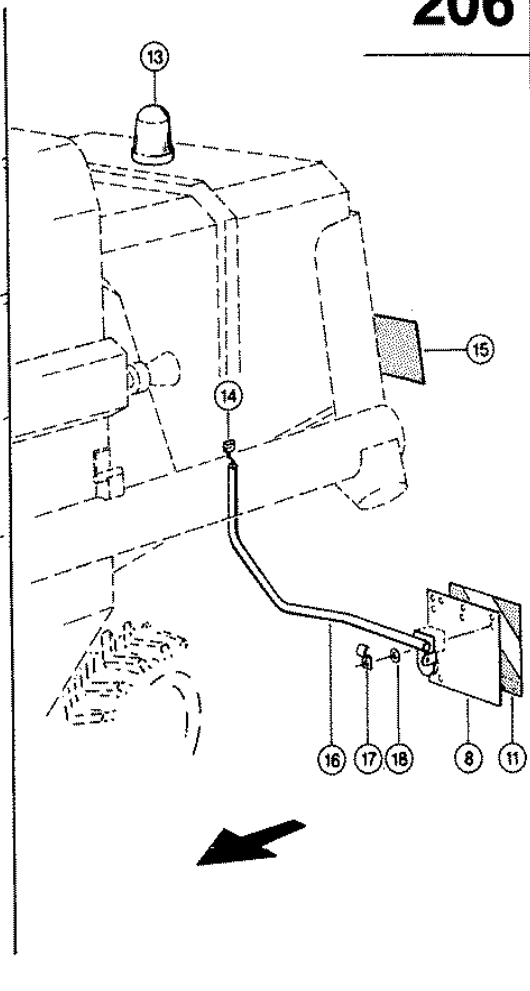
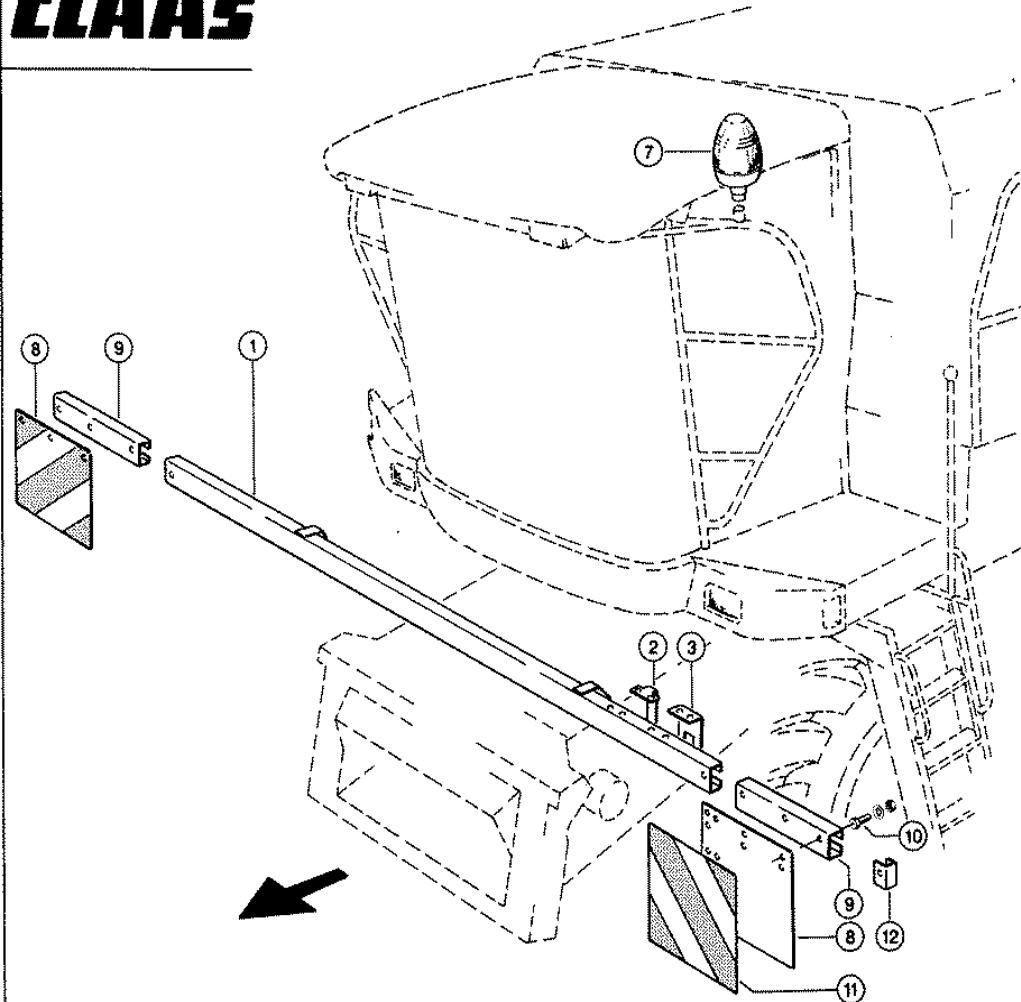
Characteristic: **REAR AXLE SUSPENSION**Illustration: **204**

| Pos. | Part-No. | Description | DIN | Dimension | Qty. | Remark |
|------|---------------|------------------|---------|--------------|------|--------|
| 1 | 000 244 397 0 | Hexagonal screw | Iso4014 | M14x130 | 14 | |
| 2 | 000 239 390 0 | Contact washer | | A14 | 28 | |
| 3 | 000 235 601 0 | Hexagonal nut | Iso4032 | M14 | 14 | |
| 4 | 000 600 658 6 | St.axle suspens. | | 101195.1 | 1 | |
| 5 | 000 235 566 0 | Hexagonal screw | Iso4017 | M14x35 | 2 | |
| 5 | 000 235 601 0 | Hexagonal nut | Iso4032 | M14 | 2 | |
| 5 | 000 239 390 0 | Contact washer | | A14 | 2 | |
| 6 | 000 600 469 0 | Support | | 40x6x160 | 1 | |
| 7 | 000 601 760 2 | Pin | | | 1 | |
| 8 | 000 238 068 0 | Hexagonal screw | Iso4014 | M14x50 | 4 | |
| 8 | 000 235 601 0 | Hexagonal nut | Iso4032 | M14 | 4 | |
| 8 | 000 239 390 0 | Contact washer | | A14 | 4 | |
| 9 | 000 235 601 0 | Hexagonal nut | Iso4032 | M14 | 6 | |
| 10 | 000 239 390 0 | Contact washer | | A14 | 12 | |
| 11 | 000 237 373 0 | Hexagonal screw | Iso4017 | M14x40 | 6 | |
| 12 | 000 235 821 0 | Hexagonal screw | Iso4017 | M16x40 | 4 | |
| 13 | 000 239 391 0 | Contact washer | | A16 | 8 | |
| 14 | 000 238 047 0 | Securing nut | Iso7042 | M16 | 4 | |
| 15 | 000 607 923 1 | Support | | Dn 40x801 | 2 | |
| 16 | 000 236 861 0 | Washer | | 41 X 62 X1,5 | 2 | |



Characteristic: **REAR HOOD**Illustration: **205**

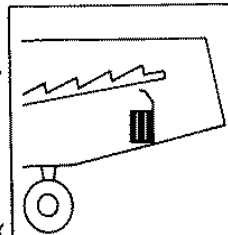
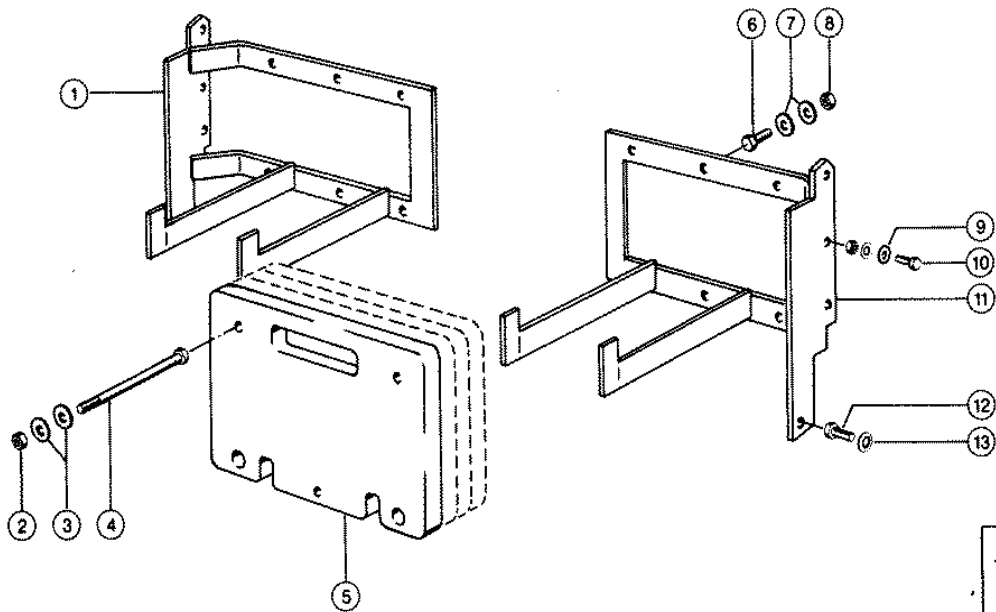
| Pos. | Part-No. | Description | DIN | Dimension | Qty. | Remark |
|------|---------------|-----------------|---------|---------------|------|--------|
| 1 | 000 647 743 0 | Roof plate | | | 1 | |
| 2 | 000 236 200 0 | Hexagonal screw | Iso4017 | M08x20 | 22 | |
| 2 | 000 236 170 0 | Hexagonal nut | Iso4032 | M8 | 22 | |
| 2 | 000 239 387 0 | Contact washer | | A 8 | 22 | |
| 3 | 000 604 585 4 | Side part r.h. | | | 1 | |
| 4 | 000 605 267 0 | Extension | | 1,5x1318x230 | 1 | |
| 5 | 000 647 768 0 | Guide plate | | 0 | 1 | |
| 6 | 000 665 564 1 | Flat head bolt | | m 6x 12 | 40 | |
| 6 | 000 236 169 0 | Hexagonal nut | Iso4032 | M6 | 40 | |
| 6 | 000 239 386 0 | Contact washer | | A 6 | 40 | |
| 7 | 000 604 767 0 | Angle | | 60 Lg | 2 | |
| 8 | 000 237 466 0 | Hexagonal screw | Iso4017 | M06x20 | 4 | |
| 8 | 000 236 169 0 | Hexagonal nut | Iso4032 | M6 | 4 | |
| 8 | 000 239 386 0 | Contact washer | | A 6 | 4 | |
| 9 | 000 663 754 0 | Cross plate | | 1,5x316x1372 | 1 | |
| 10 | 000 604 964 1 | Clamp strip | | 2x20x1306 | 2 | |
| 11 | 000 604 967 1 | Rubber strip | | 3x55x1320 | 1 | |
| 12 | 000 604 987 2 | Cover | | | 1 | |
| 12 | 000 514 253 0 | Sticker | | Claas | 1 | |
| 13 | 000 604 584 3 | Side wall l.h. | | | 1 | |
| 14 | 000 601 244 0 | Supporting cam | | 991 R2-2ar | 4 | |
| 15 | 000 604 614 2 | Side part l.h. | | | 1 | |
| 15 | 000 604 615 3 | Side part r.h. | | | 1 | |
| 16 | 000 601 243 0 | Support washer | | 10,8x25x0,6 | 2 | |
| 17 | 000 604 768 0 | Turn lock | | | 2 | |
| 21 | 000 607 838 1 | Clamp strip | | 3x30x1270 | 1 | |
| 22 | 000 610 097 1 | Flat head bolt | | m 8x 16 | 14 | |
| 22 | 000 236 170 0 | Hexagonal nut | Iso4032 | M8 | 14 | |
| 22 | 000 239 387 0 | Contact washer | | A 8 | 14 | |
| 23 | 000 607 837 0 | Curtain | | 1,5x1000x2550 | 1 | |
| 24 | 000 605 904 1 | Clamp strip | | 3x30x700 | 2 | |
| 25 | 000 610 098 1 | Flat head bolt | | m 8x 20 | 2 | |
| 25 | 000 236 170 0 | Hexagonal nut | Iso4032 | M8 | 2 | |
| 25 | 000 239 387 0 | Contact washer | | A 8 | 2 | |
| 26 | 000 605 905 0 | Spring tines | | | 2 | |
| 27 | 000 663 125 0 | Strip | | | 2 | |



Characteristic: **EXCESS WIDTH EQUIPMENT**




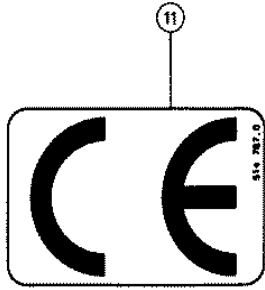
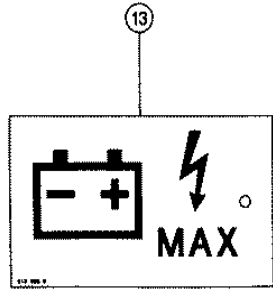
Illustration: **206**

| Pos. | Part-No. | Description | DIN | Dimension | Qty. | Remark |
|------|---------------|-----------------|---------|-----------------|------|---------------------------|
| 1 | 000 616 281 1 | Safety bar | | 1,5x137,2x2996 | 1 | |
| 2 | 000 616 282 0 | Angle | | 3x80x164,6 | 2 | not at "c A C" |
| 3 | 000 616 285 0 | Angle | | 3x80x164,6 | 2 | at "c A C" |
| 7 | 000 077 520 0 | Warning beacon | | | 1 | see illustration plate 56 |
| 8 | 000 682 419 2 | Marker board | | 1x483x483 | 4 | |
| 9 | 000 616 283 0 | Extension | | 1,5x125x455 | 2 | |
| 10 | 000 238 094 0 | Hexagonal screw | Iso4017 | M06x25 | 6 | |
| 10 | 000 237 466 0 | Hexagonal screw | Iso4017 | M06x20 | 6 | |
| 10 | 000 236 169 0 | Hexagonal nut | Iso4032 | M6 | 12 | |
| 10 | 000 239 386 0 | Contact washer | | A 6 | 12 | |
| 11 | 000 514 220 0 | Sticker | | Reflexfolie | 4 | |
| 12 | 000 616 287 0 | Angle | | 2x56,5x80,5 | 2 | |
| 13 | 000 682 216 0 | Warning beacon | | | 1 | see illustration plate 56 |
| 14 | 000 010 118 1 | Wiring loom | | Beleuchtungsarm | 2 | |
| 15 | 000 182 242 0 | Sticker | | 1550x200 3-Teil | 1 | "excessive width" |
| 16 | 000 617 967 1 | Light Bracket | | li | 1 | left / L.h. / Gauche |
| 16 | 000 617 968 1 | Light Bracket | | rechts | 1 | right / R.h. / Droit |
| 17 | 000 570 693 0 | Clamp | | 35x30x5 | 4 | |
| 18 | 000 236 823 0 | Washer | | 6,5x 30 X3 | 4 | |




Characteristic: **ADDITIONAL REAR WEIGHTS**Illustration: **207**

| Pos. | Part-No. | Description | DIN | Dimension | Qty. | Remark |
|------|---------------|-------------------|---------|-------------|------|-------------|
| 1 | 000 608 672 4 | Holding device | | Re | 1 | |
| 2 | 000 238 234 0 | Securing nut | Iso7042 | M12 | 6 | |
| 3 | 000 233 193 0 | Washer | | 12,2x 30 X3 | 12 | |
| 4 | 000 244 420 0 | Hexagonal screw | Iso4017 | M12x130 | 6 | at 2 sheets |
| 4 | 000 244 422 0 | Hexagonal screw | Iso4017 | M12x220 | 6 | at 5 sheets |
| 5 | 000 608 680 0 | Additional weight | | 35x300x400 | 4 | Var. 7399 |
| 5 | 000 608 680 0 | Additional weight | | 35x300x400 | 10 | Var. 3555 |
| 6 | 000 237 462 0 | Hexagonal screw | Iso4017 | M12x40 | 6 | |
| 7 | 000 233 193 0 | Washer | | 12,2x 30 X3 | 12 | |
| 8 | 000 238 234 0 | Securing nut | Iso7042 | M12 | 6 | |
| 9 | 000 237 957 0 | Washer | | 8,5x30x3 | 6 | |
| 10 | 000 237 370 0 | Hexagonal screw | Iso4017 | M08x30 | 6 | |
| 10 | 000 236 170 0 | Hexagonal nut | Iso4032 | M8 | 6 | |
| 10 | 000 239 387 0 | Contact washer | | A 8 | 6 | |
| 11 | 000 608 671 4 | Holding device | | Li | 1 | |
| 12 | 000 237 572 0 | Hexagonal screw | Iso4017 | M12x35 | 2 | |
| 13 | 000 239 395 1 | Contact washer | | B12 | 2 | |




Characteristic: **DECALS (MACHINE BODY)**Illustration: **208**

| Pos. | Part-No. | Description | DIN | Dimension | Qty. | Remark |
|------|---------------|-----------------|-----|-----------------|------|------------------|
| 5 | 000 514 809 0 | Sticker | | Vors. Schnecke | 3 | |
| - | 000 514 840 0 | Sticker | | Vors. Schnecke | 2 | cross format |
| 6 | 000 514 827 0 | Sticker | | Mitfahr-Verbot | 2 | |
| 7 | 000 514 815 0 | Sticker | | Finger Trap | 13 | |
| 7 | 000 514 815 0 | Sticker | | Finger Trap | 3 | on the cutterbar |
| 8 | 000 514 806 0 | Sticker | | Danger Area | 2 | |
| 9 | 000 514 828 0 | Sticker | | | 2 | |
| 10 | 000 514 808 0 | Sticker | | Dreh.Maschinent | 2 | |
| 11 | 000 514 787 0 | Sticker | | 70 X 45 - Quer | 2 | |
| 12 | 000 514 945 0 | Sticker caution | | Read Ops Manual | 1 | |
| 13 | 000 515 550 0 | Attaching sign | | 74x124 | 1 | |




1




2




3



4




5



6



7



8



9

Characteristic: **DECALS (MACHINE BODY)**Illustration: **209**

| Pos. | Part-No. | Description | DIN | Dimension | Qty. | Remark |
|------|---------------|-------------|-----|-----------------|------|------------------|
| 1 | 000 514 843 0 | Sticker | | Unterlegkeil | 1 | |
| 2 | 000 514 744 1 | Sticker | | Umlauf.Messer | 4 | |
| - | 000 514 839 0 | Sticker | | Verletzungsgef. | 2 | cross format |
| 3 | 000 514 743 1 | Sticker | | Quetschgefahr | 2 | |
| 4 | 000 514 820 0 | Sticker | | Vors.Schüttler | 1 | |
| 5 | 000 514 817 0 | Sticker | | Vors. Schnecke | 2 | |
| 6 | 000 514 837 0 | Sticker | | Abstand | 1 | |
| 7 | 000 514 825 0 | Sticker | | laufendem Motor | 2 | |
| - | 000 514 838 0 | Sticker | | | 1 | cross format |
| 8 | 000 514 826 0 | Sticker | | Wartung+Reparat | 1 | |
| 9 | 000 514 824 0 | Sticker | | Einzugsorgane | 2 | on the cutterbar |
| 10 | 000 514 924 0 | Sticker | | Dreh. Teile | 2 | |

WARNING
 TO AVOID SERIOUS INJURY
 STAY OUT OF ENGINE COMPART-
 MENT WHEN ENGINE IS RUNNING

WARNING
 FOR YOUR OWN SAFETY
 SHUT OFF ENGINE
 BEFORE UNCLOGGING HEADER
 OR MAKING ANY ADJUSTMENTS

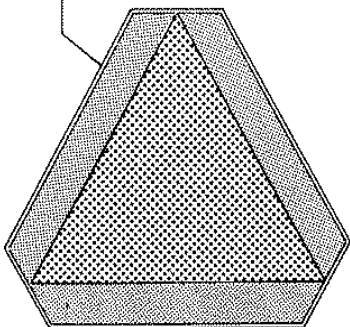
DANGER
 TO AVOID SERIOUS
 INJURY OR DEATH
 STAY AWAY FROM
 ROTATING PARTS

DANGER

 TO AVOID SERIOUS INJURY
 OR DEATH
 DO NOT ENTER GRAIN TANK WHEN
 ENGINE IS RUNNING.


WARNING
 TO AVOID SERIOUS INJURY
 VARIABLE PULLEY UNDER SPRING
 LOAD. SEE OPERATOR'S MANUAL
 FOR SERVICE INSTRUCTIONS

IMPORTANT
 WHEEL BOLTS MUST BE RETORQUED AFTER 1 HOUR
 OF OPERATION AND THEN AFTER EACH 10 HOURS
 OF OPERATION FOR THE FIRST 30 HOURS ON NEW
 MACHINES OR WHEN WHEELS ARE REMOVED AND
 REPLACED



WARNING
 STOP ENGINE, LOOK,
 LISTEN AND WAIT FOR
 ALL MOVEMENT TO STOP
 BEFORE OPENING DOORS
 OR MAKING ADJUSTMENTS

DIESEL

DANGER

ROTATING DRIVELINE
 CONTACT CAN CAUSE DEATH
KEEP AWAY!
 DO NOT OPERATE WITHOUT —
 • ALL DRIVELINE, TRACTOR AND
 EQUIPMENT SHIELDS IN PLACE
 • DRIVELINES SECURELY
 ATTACHED AT BOTH ENDS
 • DRIVELINE SHIELDS THAT TURN
 FREELY ON DRIVELINE

CAUTION
 * The fuel tank capacity and fuel filler opening are located on the
 exterior of the engine compartment. Do not smoke, drink, eat or
 use any open flame near the fuel filler opening. Do not use the
 fuel filler opening as a storage area for tools or other objects.
 * The fuel filler opening is located on the left side of the engine
 compartment. Do not use the fuel filler opening as a storage area
 for tools or other objects.
 * The fuel filler opening is located on the left side of the engine
 compartment. Do not use the fuel filler opening as a storage area
 for tools or other objects.

WARNING
 High pressure steam and hot
 water. Remove filler cap with
 extreme care
 DO NOT REMOVE OR OBSCURE LABEL.

WARNING
 TO AVOID SERIOUS INJURY
 STOP ENGINE AND REMOVE STARTER KEY
 BEFORE OPENING CLEAN-OUT DOOR.
 KEEP FINGERS, HANDS AND OTHER
 OBJECTS OUT OF CLEAN-OUT OPENING
 WHEN ENGINE IS RUNNING.

WARNING
 TO AVOID SERIOUS INJURY
 KEEP OFF WHEN MACHINE IS IN
 MOTION OR MECHANISM RUNNING.

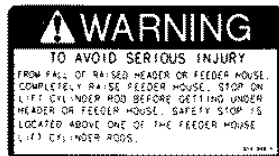
WARNING
 TO AVOID SERIOUS INJURY
 KEEP OFF LADDER WHEN
 MACHINE IS IN MOTION.

CLAAS SPARE PARTS LIST

Characteristic: **STICKER, FOR "US" VERSION**

Illustration: **210**

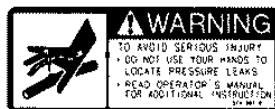
| Pos. | Part-No. | Description | DIN | Dimension | Qty. | Remark |
|------|---------------|-------------|-----|------------------|------|--------|
| 1 | 000 514 542 1 | Sticker | | Warning | 2 | |
| 2 | 000 514 544 1 | Sticker | | Warning | 2 | |
| 3 | 000 514 553 1 | Sticker | | Important | 4 | |
| 4 | 000 514 543 1 | Sticker | | Danger | 4 | |
| 6 | 000 514 551 1 | Sticker | | Danger | 1 | |
| 7 | 000 514 554 1 | Sticker | | Danger | 2 | |
| 8 | 000 514 613 1 | Sticker | | Motordrehzahl | 1 | |
| 9 | 000 514 155 1 | Sticker | | Dreieck | 1 | |
| 10 | 000 514 545 1 | Sticker | | Warning | 19 | 25, |
| 11 | 000 514 548 3 | Sticker | | Caution | 1 | (3) |
| 13 | 000 514 555 2 | Sticker | | Do not overfill | 1 | |
| 14 | 000 514 579 1 | Sticker | | Hot Water | 1 | |
| 15 | 000 514 537 1 | Sticker | | Warning | 4 | |
| 17 | 000 514 547 1 | Sticker | | Warning | 1 | |
| 19 | 000 514 549 1 | Sticker | | Warning | 1 | |
| 20 | 000 514 423 2 | Sticker | | Danger Rotating | 2 | |
| - | 000 514 424 1 | Sticker | | Shield Missing | 2 | |
| 22 | 000 514 557 0 | Reflector | | | 4 | |
| - | 000 514 556 0 | Reflector | | 150x18 mm Orange | 2 | |



1



3



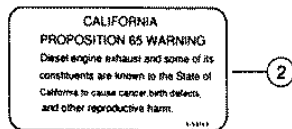
4



5



6



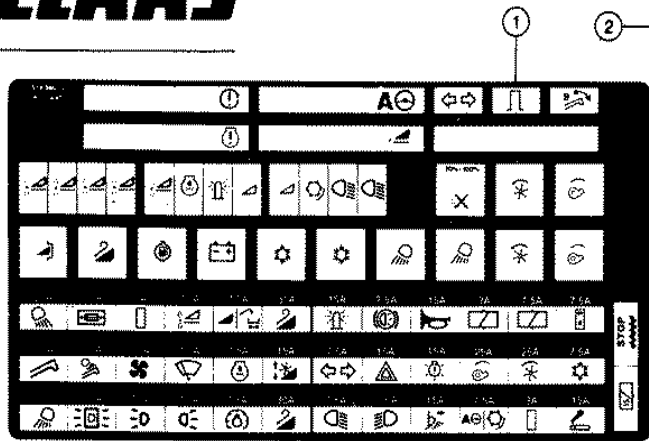
2

Characteristic: **STICKER, FOR "US" VERSION**

Illustration: **211**

| Pos. | Part-No. | Description | DIN | Dimension | Qty. | Remark |
|------|---------------|-------------|-----|-----------------|------|--------|
| 1 | 000 514 546 2 | Sticker | | Warning | 2 | |
| 2 | 000 515 075 0 | Sticker | | Propos. 65 War. | 3 | |
| 3 | 000 514 967 0 | Sticker | | Danger | 3 | |
| 4 | 000 514 961 0 | Sticker | | Warning | 1 | |
| 5 | 000 514 847 2 | Sticker | | Danger | 2 | |
| 6 | 000 514 786 1 | Sticker | | Warning | 1 | |

| | | | | | | |
|--|--|--|--|--|--|--|
| | | | | | | |
|--|--|--|--|--|--|--|



| | | |
|---|---|--|
| Achtung! Fahren bei Stellung „Null“ bei stehenbleiben lassen nicht zulässig | Caution! Do not move road drive lever from position zero when the engine is not running | Attention! Ne pas bouger levier de contrôle de la position zero pendant le moteur est mort |
|---|---|--|

! DREHSCHWERK NUR BEI LEERLAUFREHZAHLEN EIN- UND AUSSCHALTEN
ONLY ENGAGE AND DISENGAGE THE THRESHING MECHANISM WITH THE ENGINE RUNNING AT SLOW IDLE SPEED
NE JAMAIS ENCLENCHER OU DECLENCHER LE BATTEUR SANS QUE LE MOTEUR TOURNE AU RÉGIME DE RALENTI
REDUCIR LAS R.P.M. DE MOTOR AL RALENTI ANTES DE ENBRAGAR Y DESEBRAGAR LA TRILLA
INNESTARE E DESINNESTARE GLI ORGANI TREBBIANTI SOLO CON MOTORE AL MINIMO
INNKOPPLING OCH URKOPPLING AV TROESVERK FÅR ENDAST SKE PÅ TOMGÅNGSREVOLV

STOP ④

START FULL ⑤

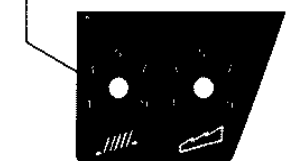
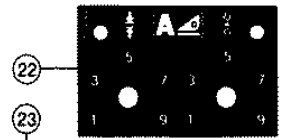

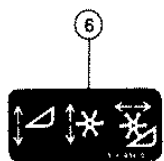
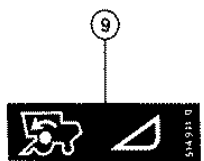
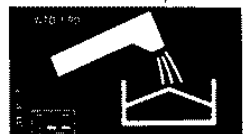
A B C D E F ⑩

L M K I H G ⑪

T S R P O N ⑫

X Y V W U Q ⑬

Z AA BB ZZ CC ⑭



Characteristic: **DECALS (OPERATOR`S PLATFORM)**

Illustration: **212**

| Pos. | Part-No. | Description | DIN | Dimension | Qty. | Remark |
|------|---------------|-------------|-----|------------------|------|--------|
| 1 | 000 514 940 0 | Sticker | | Sicherungen | 1 | |
| 2 | 000 514 191 1 | Sticker | | Fahrhebel Null | 1 | |
| 3 | 000 514 161 0 | Sticker | | Dreschwerk ein/ | 1 | |
| 4 | 000 514 414 1 | Sticker | | Stop - Quer | 1 | |
| 5 | 000 514 229 1 | Sticker | | Start-Full | 1 | |
| 6 | 000 514 939 0 | Sticker | | Haspelverstell. | 1 | |
| 7 | 000 514 415 0 | Sticker | | Trommel-Symbol | 1 | |
| 9 | 000 514 941 0 | Sticker | | | 1 | |
| 10 | 000 514 378 0 | Sticker | | Zentralelektrik | 1 | |
| 11 | 000 514 379 0 | Sticker | | Zentralelektrik | 1 | |
| 12 | 000 514 380 0 | Sticker | | Zentralelektrik | 1 | |
| 13 | 000 514 480 0 | Sticker | | Zentralelektrik | 1 | |
| 14 | 000 514 602 0 | Sticker | | "z Aa Bb Zz Cc" | 1 | |
| 15 | 000 514 596 0 | Sticker | | Gebli.U.Trommel. | 1 | |
| 16 | 000 514 413 2 | Sticker | | Kt-Entleerung | 1 | |
| 19 | 000 514 493 2 | Sticker | | | 1 | |
| 20 | 000 514 533 0 | Sticker | | Spreukl-Verst. | 1 | |
| 21 | 000 514 392 2 | Sticker | | Lenkautomat | 1 | |
| - | 000 514 412 1 | Sticker | | Lenkautomat | 1 | |
| 22 | 000 514 514 0 | Sticker | | Contour-Plus | 1 | |
| 23 | 000 514 377 2 | Sticker | | Durchsatzkontr. | 1 | |
| 24 | 000 514 797 0 | Sticker | | 20x32 | 1 | |

Characteristic: **DECALS (MACHINE BODY)**Illustration: **213**

| Pos. | Part-No. | Description | DIN | Dimension | Qty. | Remark |
|------|---------------|-------------|-----|-----------------|------|---------|
| 1 | 000 514 401 4 | Sticker | | Schmierplan Re | 1 | |
| 2 | 000 514 400 3 | Sticker | | Schmierplan Li | 1 | |
| 3 | 000 514 697 0 | Sticker | | Is-Antrieb | 1 | |
| 4 | 000 514 594 1 | Sticker | | Typ 093 Maxi | 1 | at Maxi |
| 4 | 000 514 259 5 | Sticker | | Luftdrücke | 1 | |
| 5 | 000 514 046 1 | Sticker | | Federeinstell S | 1 | |
| 6 | 000 514 232 1 | Sticker | | Verteilerstell. | 1 | |
| 7 | 000 514 316 1 | Sticker | | Abladehinweis | 1 | |
| 8 | 000 514 492 0 | Sticker | | SF Kette Getrei | 1 | |

ACHTUNG

- Hebel ganz absenken
- Hebel to bottom position bringen
- Schmelzwerk entkoppeln
- Coudonages entkoppeln

ATTENTION

- Lever full down
- Move lever to the rear position
- Detach multiplier
- Disengage automatic drive shafts

ATENCIÓN

- Botónera completamente lo bajar
- Botón to bottom position bringen
- Desacoplar la familia de codos
- Desacoplar un eje de accion

ATTENZIONE

- Abbassare completamente il coper
- Portare il manico a posizione posteriore
- Direttore la plettoforma di scelta
- Disaccoppiare il sistema cardanico

ATENCIÓN

- Bajar completamente el selector
- Bajar la familia de codos hasta abajo
- Desacoplar la masa de bolas
- Desacoplar los ejes cardán

LET OP

- Hebel helemaal naar onder laten
- Hebel to bottom position bringen
- Beschikbaar ont koppelen
- Coudonages ont koppelen

Bei Beseitigung von Verstopfung, Reinigung und Probeentnahme geeignete Hilfsmittel verwenden.

Schrauben nachziehen. Serrer les tuercas. Serrare i bulloni. Se till att navbultarna är ordentligt stragna.

500/60-22,5

220_g/min

FROST-GESCHÜTZT Bis minus 37° C

! NEBENSCHNEIFEN EXTREKTOR

! EXTRECTOR

! EXTENSOR DE HERRONES

! BRANCHILLES

! BRANCHI-ROCCHE

! COLANARI

! BRANCHILLAGERKAPPELLETT

! ALUEBAMUTIN

Achtung!

Unterlegkeil nur an den Vorderrädern verwenden

520 Nm

860 Nm

FROST-GESCHÜTZT Bis minus 37° C

Achtung!

! Attention!

! Attenzione!

! Atención!

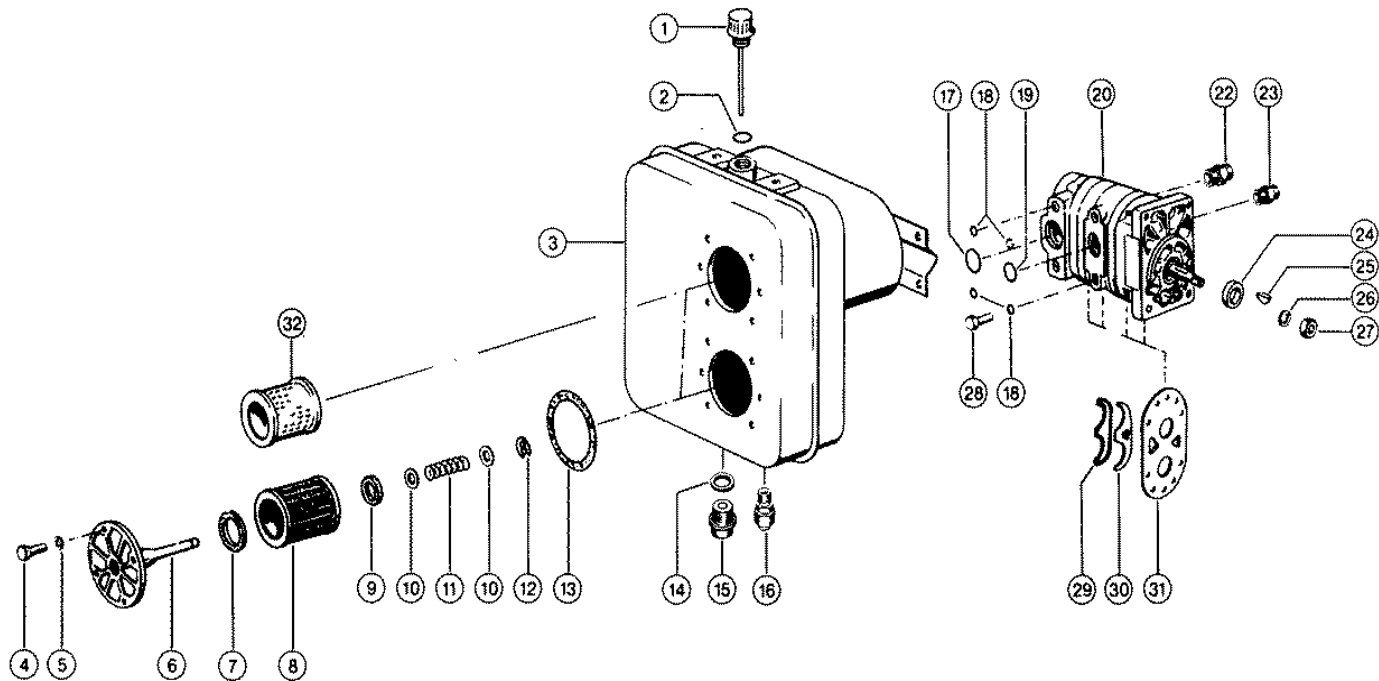
! Observe!

514064

20

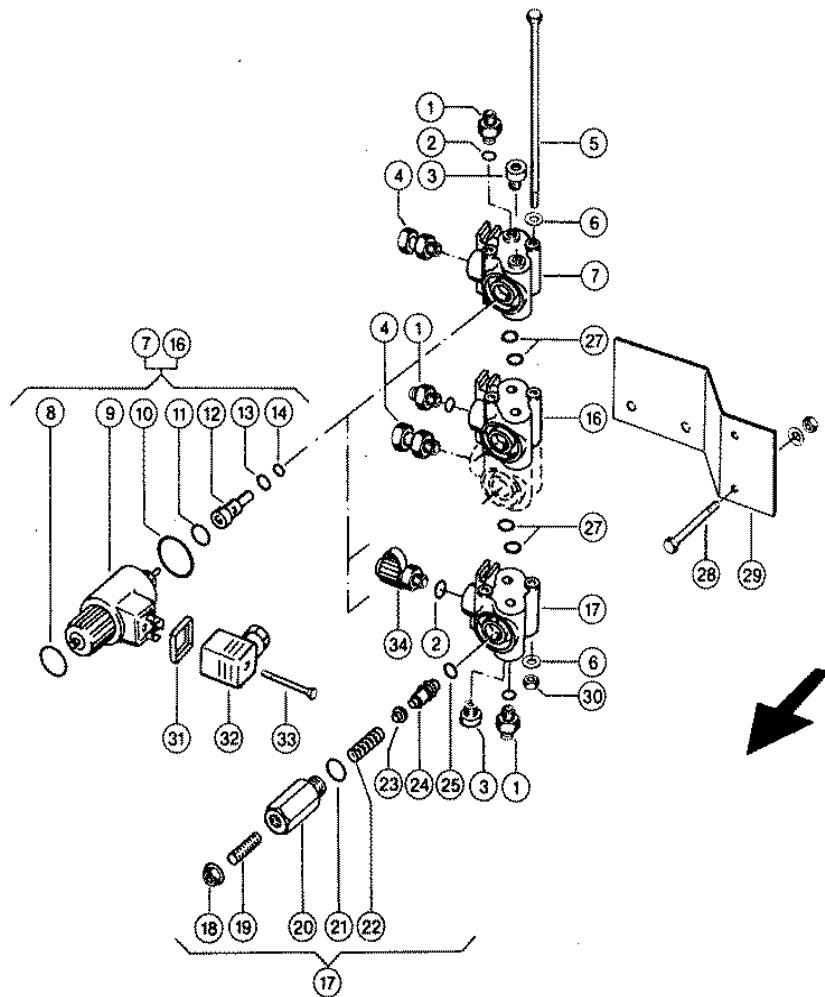
Characteristic: **DECALS (MACHINE BODY)**Illustration: **214**

| Pos. | Part-No. | Description | DIN | Dimension | Qty. | Remark |
|------|---------------|-------------|-----|-----------------|------|----------------------|
| 1 | 000 514 760 0 | Sticker | | Sw-schwenken | 1 | at folding cutterbar |
| 4 | 000 514 614 0 | Sticker | | Feuerlöscher | 1 | |
| 5 | 000 514 231 0 | Sticker | | Unterlegkeil | 1 | |
| 6 | 000 514 100 1 | Sticker | | Schrauben Nachz | 1 | |
| 7 | 000 514 064 0 | Sticker | | | 1 | |
| 8 | 000 924 112 1 | Decal | | Schmierhinweis | N.B | |
| 9 | 000 640 721 0 | Sticker | | 20 Km/H | 3 | 20 km/h |
| 9 | 000 900 418 1 | Decal | | 25 Km/H | 1 | 25 km/h |
| 10 | 000 514 759 0 | Sticker | | Steckdosen | 1 | at folding cutterbar |
| 11 | 000 514 006 0 | Sticker | | Einsch.-Hinweis | 1 | |
| 12 | 000 514 481 1 | Sticker | | Frostschutz | 1 | |
| 13 | 000 514 398 1 | Sticker | | Achtung-Zeichen | 1 | |
| 14 | 000 514 718 0 | Sticker | | Spurweite | 2 | at tyre 500/60-22,5 |
| - | 000 514 358 1 | Sticker | | Spurweite | 2 | at tires 14,9/80-24 |
| 15 | 000 514 234 0 | Sticker | | Schrauben Nachz | 4 | |
| 16 | 000 515 431 0 | Sticker | | Drehzahl 225 | 1 | from No. 09308460 |
| 16 | 000 514 200 1 | Sticker | | Drehzahl 220 | 1 | to No. 09308459 |
| 17 | 000 515 416 0 | Sticker | | Anzugsmoment | 1 | |



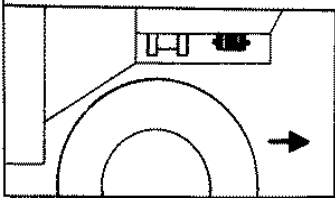
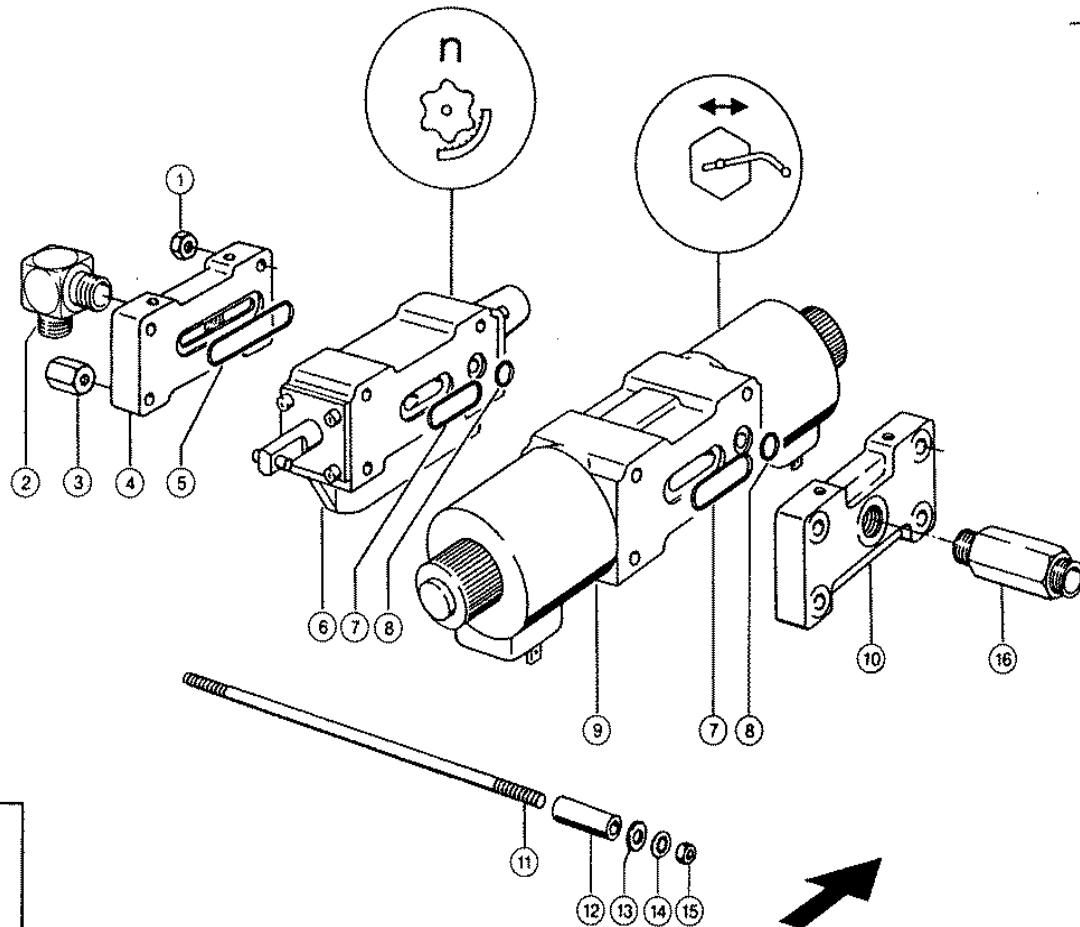
Characteristic: **FAN PUMP**Illustration: **215**

| Pos. | Part-No. | Description | DIN | Dimension | Qty. | Remark |
|------|---------------|------------------|---------|------------------|------|----------|
| 1 | 000 808 733 2 | Aeration filter | | Peilst. 55- 80 | 1 | |
| 2 | 000 766 610 0 | O-ring | D3771 | 19 X3,5 -N | 1 | |
| 3 | 000 643 815 2 | Hydraulic tank | | | 1 | |
| 4 | 000 237 442 0 | Hexagonal screw | Iso4017 | M08x25 | 8 | |
| 5 | 000 094 001 0 | Seal ring | D7603 | A 8 X14 | 8 | |
| 6 | 000 679 410 2 | Filter head | | | 2 | |
| 7 | 000 766 541 0 | Felt ring | D5419 | 26 X 36 X3 | 2 | |
| 8 | 000 766 538 0 | Filter element | | | 1 | Hub |
| 9 | 000 766 540 0 | Felt ring | D5419 | 12 X 22 X5 | 2 | |
| 10 | 000 237 043 0 | Washer | Iso7092 | 12 | 4 | |
| 11 | 000 679 411 0 | Compress.spring | | 2,25x 16 X 24 | 2 | |
| 12 | 000 238 779 0 | Safety glas | D6799 | 10 | 2 | |
| 13 | 000 766 537 3 | Gasket | | 77x113x1,5 | 2 | |
| 14 | 000 633 032 0 | Seal ring | D7603 | W.Ers.D.6330321 | 1 | |
| 15 | 000 683 995 0 | Magnetic plug | | M22x1,5 | 1 | |
| 16 | 000 239 149 0 | Union | D3955 | L10e/Wd-m | 1 | |
| 17 | 000 631 147 0 | O-ring | D3771 | 25 X3 -N | 1 | |
| 18 | 000 238 189 0 | O-ring | D3771 | 9,3 X2,4 -N | 4 | |
| 19 | 000 094 031 0 | O-ring | Din3771 | 19,2 X 3 Nbr 70 | 1 | |
| 20 | 000 656 860 1 | Double pump ass. | | | 1 | |
| - | 000 176 962 0 | Seal set | | F.602690.1 | 1 | |
| 22 | 000 238 360 0 | Screw-in union | Iso8434 | Stds-L15xm18x1,5 | 1 | |
| 23 | 000 238 712 0 | Screw-in union | Iso8434 | Stds-L10xm14x1,5 | 1 | |
| 24 | 000 239 250 0 | Shaft seal ring | D3760 | As 16x 30x 7 | 1 | |
| 25 | 000 244 814 0 | Woodruff key | D6888 | 3x 6,5 | 1 | |
| 26 | 000 235 134 1 | Spring washer | | 12 | 1 | |
| 27 | 000 236 455 0 | Hexagonal nut | Iso8675 | M12x1,5 | 1 | |
| 28 | 000 233 243 0 | Hexagonal screw | Iso4017 | M08x25-Mkl | 4 | |
| 29 | 000 683 515 0 | Seal ring | | 71,2x 3 | 4 | |
| 30 | 000 683 514 1 | Support plate | | 71 X 1 | 4 | |
| 31 | 000 683 513 1 | Glide plate | | 1,12 Dick | 4 | |
| 32 | 000 824 836 0 | Filter element | | | 1 | steering |



Characteristic: **SOLENOID VALVE BLOCK - LOW PRESSURE HYDR**Illustration: **216**

| Pos. | Part-No. | Description | DIN | Dimension | Qty. | Remark |
|------|---------------|-------------------|---------|-----------------|------|-------------------|
| 1 | 000 213 358 0 | Screw-in union | D3901 | L10f-M12x1,5 | 3 | with Item 2 |
| 2 | 000 215 921 0 | O-ring | I6149 | 9,3 X2,2 -N | 4 | |
| 3 | 000 213 098 0 | Screw plug | | Vsti M12x1,5-Or | 2 | |
| 4 | 000 215 081 0 | Union | D3955 | L 8e/Wd-m | 2 | |
| 5 | 000 213 356 0 | Hex.Head Bolt | Iso4014 | m 6x170 | 2 | |
| 6 | 000 236 911 2 | Washer | D125 | 6,4 | 4 | |
| 7 | 000 083 310 0 | Low press. valve | | Eingangblock L | 1 | with Item 27 |
| 8 | 000 233 225 0 | O-ring | D3771 | 18 X2 -N | 3 | |
| 9 | 000 083 317 0 | Solenoid | | 2mm/12vdc/100% | 2 | |
| 10 | 000 212 570 0 | O-ring | D3771 | 30 X1,5 -N | 3 | |
| 11 | 000 213 591 0 | O-ring | D3771 | 13 X2 -N | 3 | |
| 12 | 000 083 315 0 | Valve body | | 2,5-3,0 | 3 | with Item 13 + 14 |
| 13 | 000 212 207 0 | O-ring | D3771 | 10 X1,5 -N | 3 | |
| 14 | 000 215 317 0 | O-ring | | 6,07x1,78-N | 3 | |
| 16 | 000 083 311 0 | Low p.valve assy. | | 3/2-Wegeventil | 2 | with Item 27 |
| 17 | 000 083 343 1 | Low pres.hydr.prv | | Eingangsbl.-R | 1 | |
| 18 | 000 239 450 0 | Nut | | W.Ers.D.239450 | 1 | |
| 19 | 000 213 192 0 | Threaded pin | D914 | m 8x1x25 | 1 | |
| 20 | 000 083 324 0 | Cap | | | 1 | |
| 21 | 000 213 591 0 | O-ring | D3771 | 13 X2 -N | 1 | |
| 22 | 000 070 615 0 | Compress.spring | | 1 X 7 X 28 | 1 | |
| 23 | 000 083 325 0 | Spring plate | | D10,1x3,5 | 1 | |
| 24 | 000 083 341 2 | L.p.prv cartridge | | D4,0 | 1 | with Item 25 |
| 25 | 000 212 207 0 | O-ring | D3771 | 10 X1,5 -N | 1 | |
| 27 | 000 238 190 0 | O-ring | D3771 | 8,3 X2,4 -N | 6 | |
| 28 | 000 237 333 0 | Hexagonal screw | Iso4014 | M06x35 | 2 | |
| 28 | 000 236 169 0 | Hexagonal nut | Iso4032 | M6 | 2 | |
| 28 | 000 239 392 0 | Contact washer | | B 6 | 2 | |
| 29 | 000 633 647 0 | Support | | 65x5x215 | 1 | |
| 30 | 000 236 169 0 | Hexagonal nut | Iso4032 | M6 | 2 | |
| 31 | 000 177 460 1 | Square sect.seal | | | 3 | |
| 32 | 000 628 199 0 | Utensil plug | | | 3 | |
| - | 000 050 724 0 | Diode | | 1n 4003 | 3 | |
| 33 | 000 211 494 0 | Socket head screw | D84 | m 3x35 | 3 | |
| 34 | 000 084 022 0 | Mini tester conn. | | M12x1,5 | 1 | |



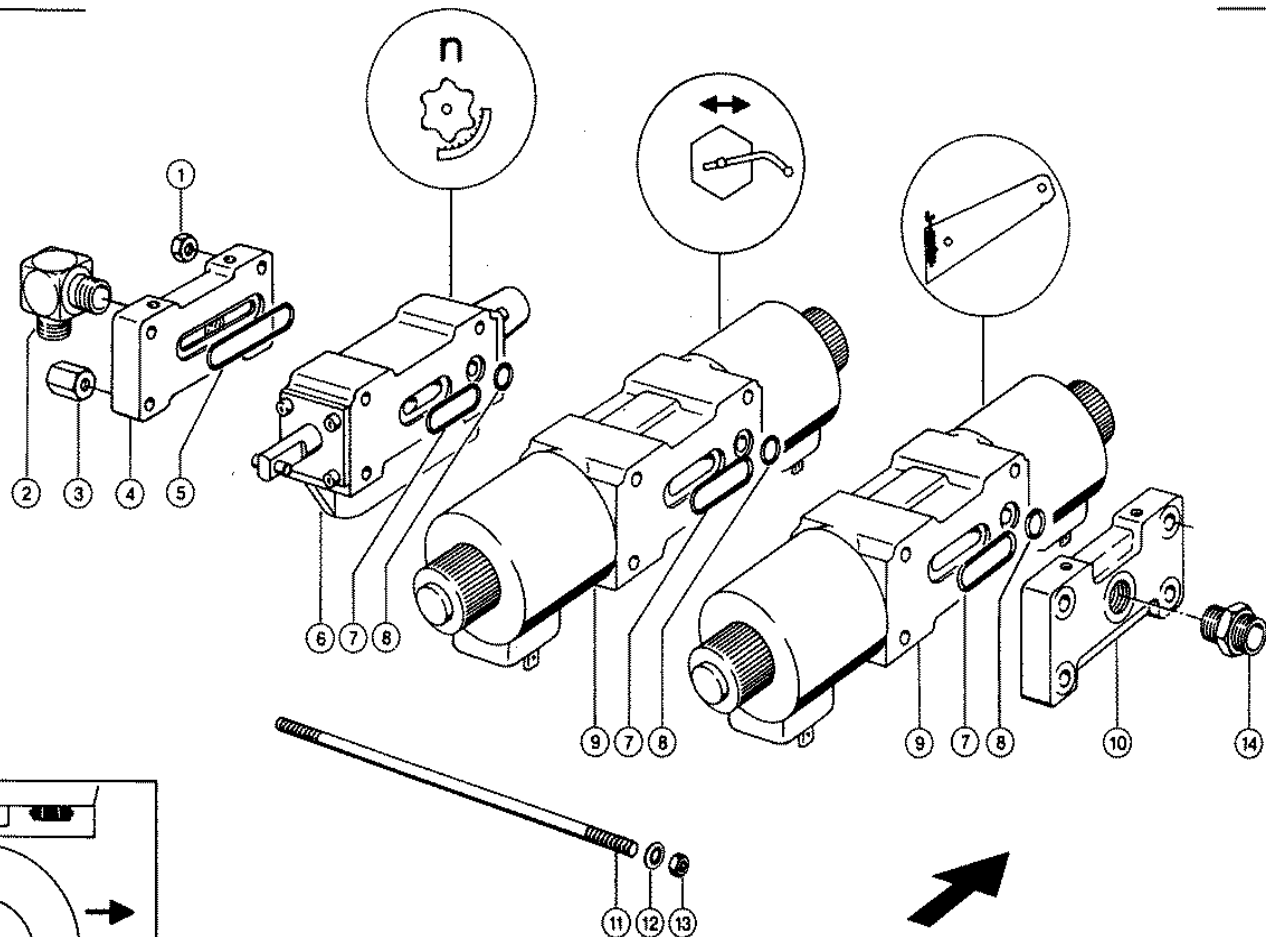
119795

Dominator 98 VX

Characteristic: **FRONT VALVE BLOCK**

Illustration: **217**

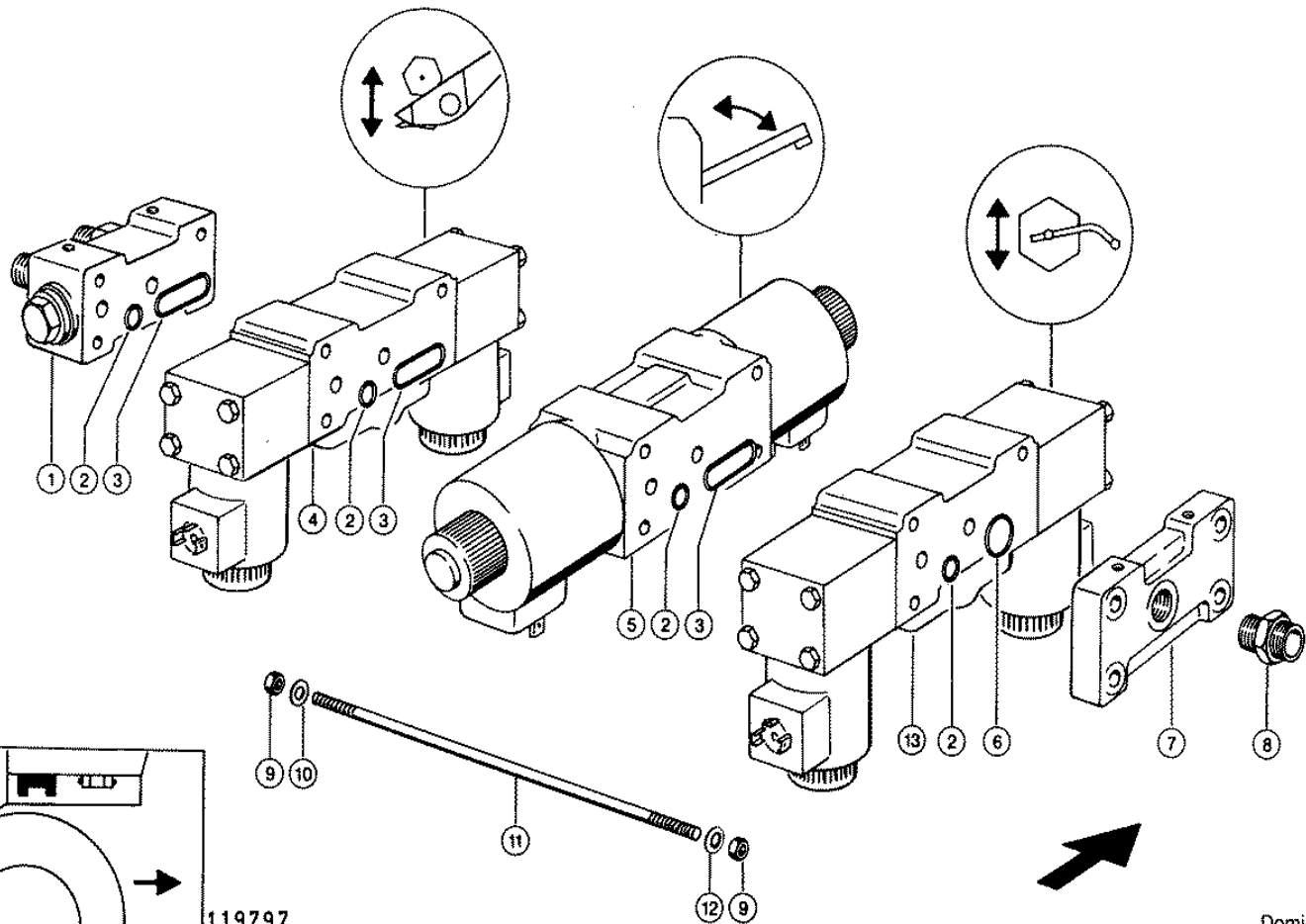
| Pos. | Part-No. | Description | DIN | Dimension | Qty. | Remark |
|------|---------------|------------------|---------|-----------------|------|----------------------------|
| - | 000 084 420 0 | Valve block | | | 1 | |
| 1 | 000 236 170 0 | Hexagonal nut | Iso4032 | M8 | 2 | |
| 2 | 000 238 691 1 | Adjustable union | | Zs15/3-07/L15mf | 1 | |
| 3 | 000 642 891 0 | Hexagonal nut | | 6kt 19x25 | 2 | |
| 4 | 000 074 202 0 | End plate | | | 1 | |
| 5 | 000 238 780 0 | O-ring | D3771 | 39,2 X 3 Nbr 70 | 1 | |
| 6 | 000 084 401 0 | 3/3-way valve | | | 1 | see illustration plate 220 |
| 7 | 000 238 678 1 | O-ring | Din3771 | 26,0x3,0-N | 2 | |
| 8 | 000 238 191 0 | O-ring | D3771 | 11,3 X2,4 -N | 2 | |
| 9 | 000 643 734 1 | Solenoid valve | | | 1 | see illustration plate 221 |
| 10 | 000 074 203 0 | Connecting plate | | | 1 | |
| 11 | 000 212 833 0 | Stud bolt | D939 | m 8x220 | 4 | |
| 12 | 000 705 639 2 | Spacer tube | D2440 | 1/4z X 60 | 4 | |
| 13 | 000 233 005 0 | Washer | | 8,4x 17 X3 | 4 | |
| 14 | 000 239 387 0 | Contact washer | | A 8 | 4 | |
| 15 | 000 236 170 0 | Hexagonal nut | Iso4032 | M8 | 4 | |
| 16 | 000 697 958 0 | Screw-in union | Iso8434 | Std-L15xm18x1,5 | 1 | |



Characteristic: **FRONT VALVE BLOCK**

Illustration: **218**

| Pos. | Part-No. | Description | DIN | Dimension | Qty. | Remark |
|------|---------------|------------------|---------|-----------------|------|----------------------------|
| - | 000 084 400 0 | Valve block | | | 1 | |
| 1 | 000 236 170 0 | Hexagonal nut | Iso4032 | M8 | 2 | |
| 2 | 000 238 691 1 | Adjustable union | | Zs15/3-07/L15mf | 1 | |
| 3 | 000 642 891 0 | Hexagonal nut | | 6kt 19x25 | 2 | |
| 4 | 000 074 202 0 | End plate | | | 1 | |
| 5 | 000 238 780 0 | O-ring | D3771 | 39,2 X 3 Nbr 70 | 1 | |
| 6 | 000 084 401 0 | 3/3-way valve | | | 1 | see illustration plate 220 |
| 7 | 000 238 678 1 | O-ring | Din3771 | 26,0x3,0-N | 3 | |
| 8 | 000 238 191 0 | O-ring | D3771 | 11,3 X2,4 -N | 3 | |
| 9 | 000 643 734 1 | Solenoid valve | | | 2 | see illustration plate 221 |
| 10 | 000 074 203 0 | Connecting plate | | | 1 | |
| 11 | 000 212 833 0 | Stud bolt | D939 | m 8x220 | 4 | |
| 12 | 000 239 387 0 | Contact washer | | A 8 | 4 | |
| 13 | 000 236 170 0 | Hexagonal nut | Iso4032 | M8 | 4 | |
| 14 | 000 238 360 0 | Screw-in union | Iso8434 | Std-L15xm18x1,5 | 1 | |

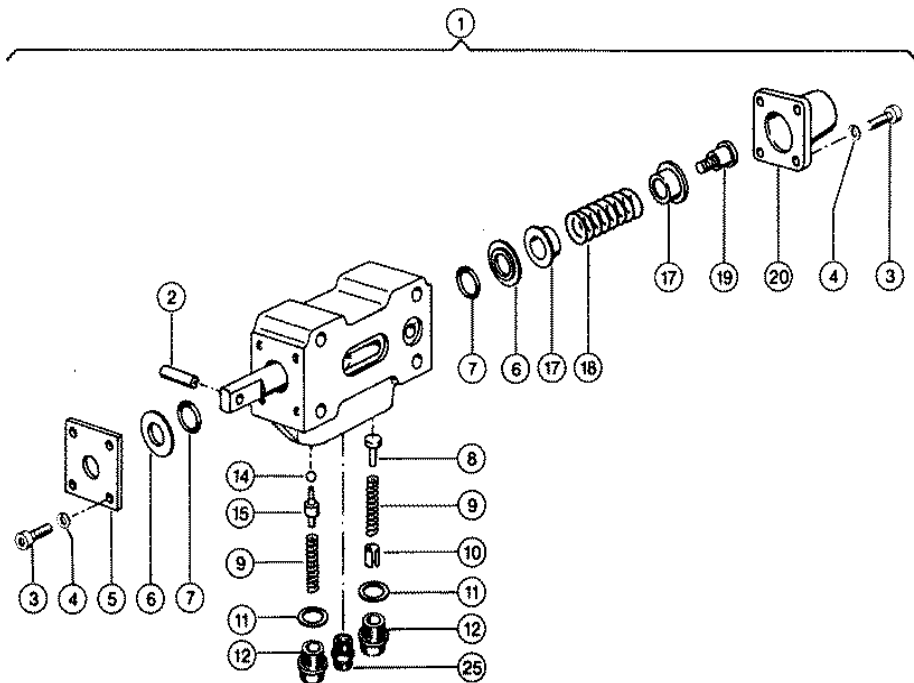


119797

Characteristic: **REAR VALVE BLOCK**

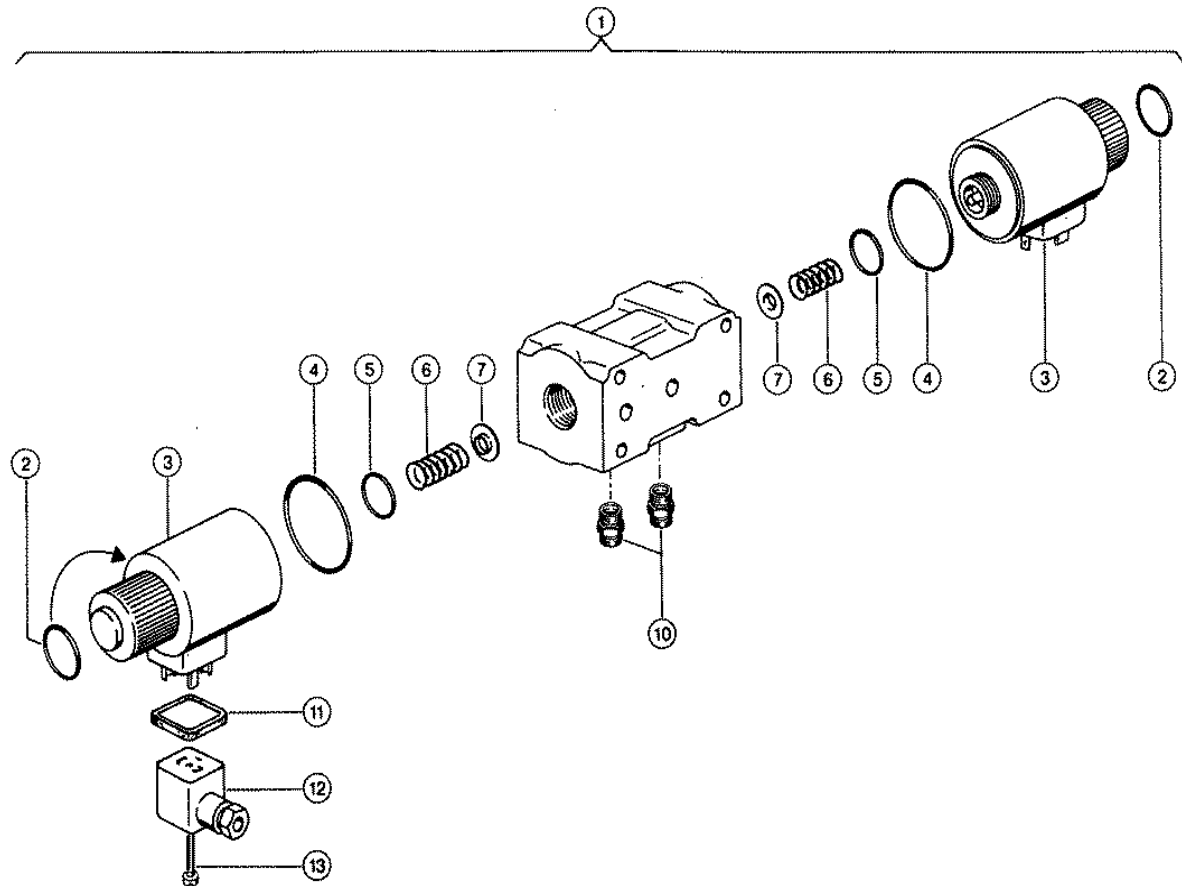
Illustration: **219**

| Pos. | Part-No. | Description | DIN | Dimension | Qty. | Remark |
|------|---------------|-------------------|---------|-----------------|------|----------------------------|
| - | 000 084 421 0 | Valve block | | | 1 | |
| 1 | 000 602 554 0 | Pres.Relief Valve | | Et-Umfang S4 | 1 | see illustration plate 222 |
| 2 | 000 238 191 0 | O-ring | D3771 | 11,3 X2,4 -N | 4 | |
| 3 | 000 238 678 1 | O-ring | Din3771 | 26,0x3,0-N | 3 | |
| 4 | 000 656 963 1 | 3/3-way valve | | | 1 | see illustration plate 223 |
| 5 | 000 643 734 1 | Solenoid valve | | | 1 | see illustration plate 221 |
| 6 | 000 238 451 0 | O-ring | D3771 | 19,3 X2,4 -N | 1 | |
| 7 | 000 602 544 1 | End plate | | Gg-25 | 1 | |
| 8 | 000 238 360 0 | Screw-in union | Iso8434 | Std-L15xm18x1,5 | 3 | |
| 9 | 000 236 170 0 | Hexagonal nut | Iso4032 | M8 | 8 | |
| 10 | 000 233 005 0 | Washer | | 8,4x 17 X3 | 4 | |
| 11 | 000 239 457 0 | Stud bolt | D939 | m 8x240 | 4 | |
| 12 | 000 239 387 0 | Contact washer | | A 8 | 4 | |
| 13 | 000 633 705 0 | 3/3-way valve | | | 1 | see illustration plate 224 |



Characteristic: **3/3 - DIRECTIONAL CONTROL VALVE**Illustration: **220**

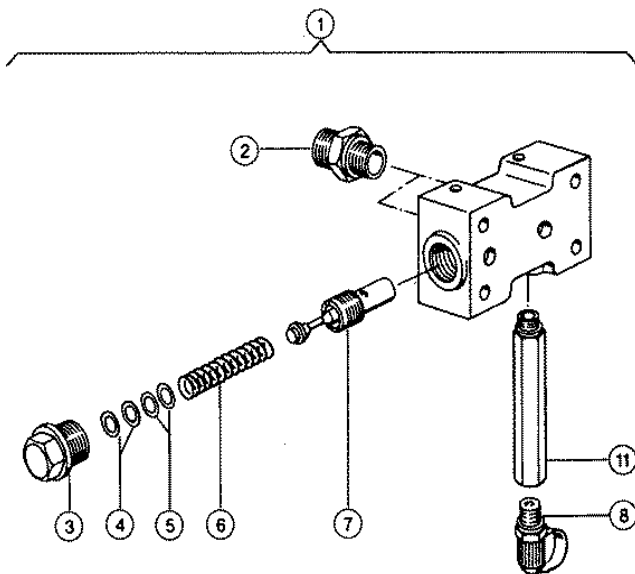
| Pos. | Part-No. | Description | DIN | Dimension | Qty. | Remark |
|------|---------------|-------------------|---------|-----------------|------|--------|
| 1 | 000 084 401 0 | 3/3-way valve | | | 1 | |
| 2 | 000 237 609 2 | Tensioning pin | Iso8752 | 28 X 24-N | 1 | |
| 3 | 000 237 876 0 | Socket head screw | Iso4762 | m 5x 12 | 6 | |
| 4 | 000 236 490 1 | Spring washer | | 5 | 6 | |
| 5 | 000 602 557 0 | Support | | 4x40x40 | 1 | |
| 6 | 000 649 665 0 | Back-up washer | | 16,4x20,1/25x4 | 2 | |
| 7 | 000 238 677 1 | O-ring | | 16,3 X2,4 | 2 | |
| 8 | 000 672 589 2 | Inlet valve | | D11x17 | 1 | |
| 9 | 000 656 042 0 | Compress.spring | | 0,85x 7 X 41 | 2 | |
| 10 | 000 215 354 0 | Tensioning pin | Iso1333 | 70x 14 | 1 | |
| 11 | 000 633 114 1 | Seal ring | D7603 | D14 X20 | 2 | |
| 12 | 000 656 014 1 | Screw plug | | M14x1,5 | 2 | |
| 14 | 000 242 817 0 | Ball | D5401 | 5,5 G28 | 1 | |
| 15 | 000 672 584 1 | Outlet valve | | | 1 | |
| 17 | 000 602 581 0 | Spring plate | | D22,15x9 | 2 | |
| 18 | 000 602 582 0 | Compress.spring | | 2,2 X 20,2x 38 | 1 | |
| 19 | 000 602 580 0 | Tension screw | | D15,5x28 | 1 | |
| 20 | 000 683 470 3 | Spring housing | | | 1 | |
| 25 | 000 238 665 0 | Screw-in union | Iso8434 | Std-L8xm12x1,5- | 1 | |



Characteristic: **SOLENOID-OPER.4/3 DIRECT.CONTROL VALVE**

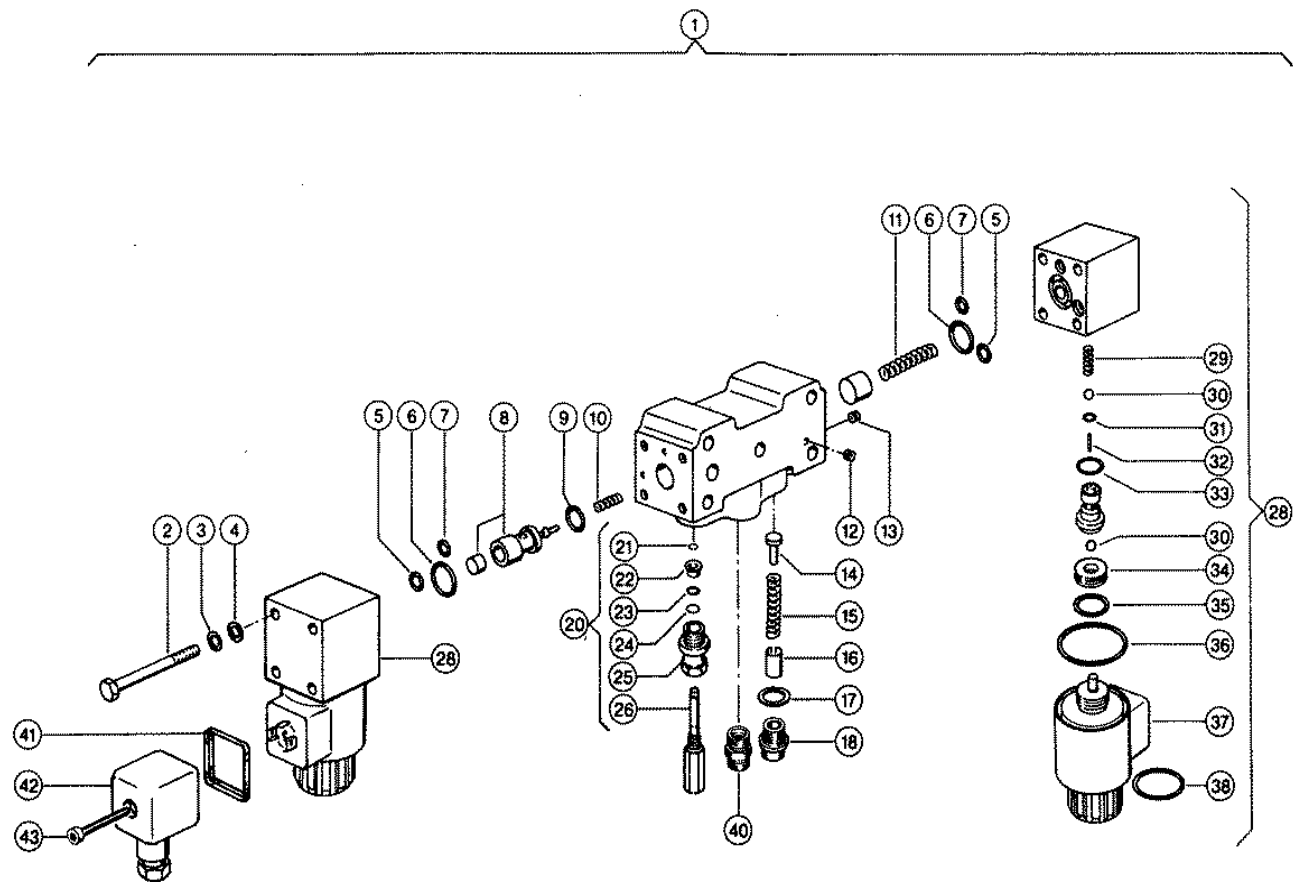
Illustration: **221**

| Pos. | Part-No. | Description | DIN | Dimension | Qty. | Remark |
|------|---------------|-------------------|---------|-----------------|------|--------|
| 1 | 000 643 734 1 | Solenoid valve | | | 1 | |
| 2 | 000 238 449 0 | O-ring | D3771 | 30 X2 -N | 2 | |
| 3 | 000 643 738 1 | Solenoid | | | 2 | |
| 4 | 000 233 810 0 | O-ring | Din3771 | 55 X2 -N | 2 | |
| 5 | 000 238 353 0 | O-ring | D3771 | 24 X2,5 -N | 2 | |
| 6 | 000 649 209 0 | Compress.spring | | 2 X 13 X 24 | 2 | |
| 7 | 000 643 699 1 | Spring plate | | 1xd22 | 2 | |
| 10 | 000 213 280 0 | Screw-in union | Iso8434 | Std-L8xm14x1,5- | 2 | |
| 11 | 000 177 460 1 | Square sect.seal | | | 2 | |
| 12 | 000 628 199 0 | Utensil plug | | | 2 | |
| - | 000 050 724 0 | Diode | | 1n 4003 | 2 | |
| 13 | 000 211 494 0 | Socket head screw | D84 | m 3x35 | 2 | |



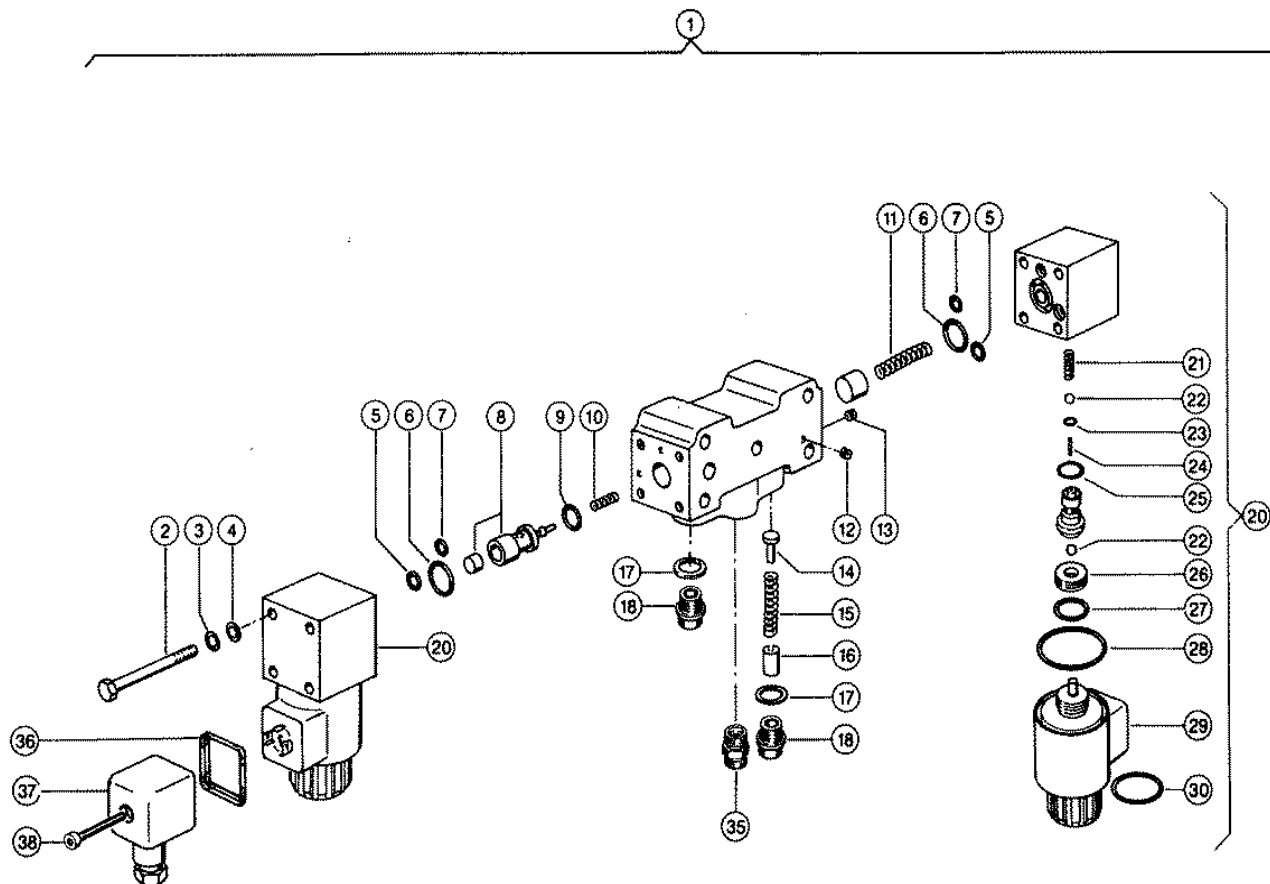
Characteristic: **VALVE GP-PRESS & FLOW COMPENSATOR**Illustration: **222**

| Pos. | Part-No. | Description | DIN | Dimension | Qty. | Remark |
|------|---------------|-------------------|---------|-----------------|------|--------|
| 1 | 000 602 554 0 | Pres.Relief Valve | | Et-Umfang S4 | 1 | |
| 2 | 000 238 360 0 | Screw-in union | Iso8434 | Sds-L15xm18x1,5 | 2 | |
| 3 | 000 602 558 1 | Screw plug | | M24x1,5 | 1 | |
| 4 | 000 237 895 0 | Back-up washer | Din988 | S 10x16x1,2 | 2 | |
| 5 | 000 239 014 0 | Shims | Din988 | 10x 16x0,5 | 4 | |
| 6 | 000 683 977 0 | Compress.spring | | 3,6 X 12,3x 64 | 1 | |
| 7 | 000 607 176 1 | Valve | | | 1 | |
| 8 | 000 683 688 0 | Mini tester conn. | | M12x1,5 | 1 | |
| 11 | 000 689 555 0 | Screw.union | | M12x1,5/M12x1,5 | 1 | |



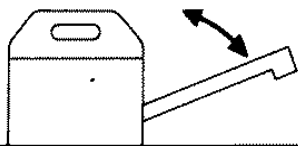
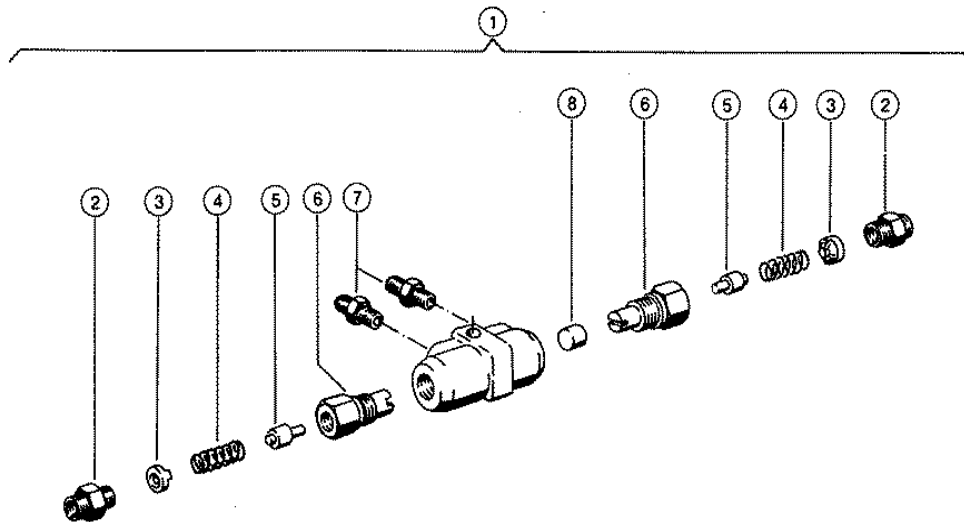
Characteristic: **SOLENOID-OPERATED 3/3 DIRECTIONAL CONTRO**Illustration: **223**

| Pos. | Part-No. | Description | DIN | Dimension | Qty. | Remark |
|------|---------------|-------------------|---------|-----------------|------|-------------|
| 1 | 000 656 963 1 | 3/3-way valve | | | 1 | |
| 2 | 000 235 243 1 | Hexagonal screw | Iso4014 | m 6x55 | 8 | |
| 3 | 000 235 131 1 | Spring washer | | 6 | 8 | |
| 4 | 000 236 911 2 | Washer | D125 | 6,4 | 8 | |
| 5 | 000 239 028 0 | O-ring | D3771 | 6 X2 -N | 2 | |
| 6 | 000 238 677 1 | O-ring | | 16,3 X2,4 | 2 | |
| 7 | 000 238 448 0 | O-ring | D3771 | 3,3 X2,4 -N | 2 | |
| 8 | 000 656 104 0 | Outlet valve cpl. | | | 1 | with Item 9 |
| 9 | 000 238 191 0 | O-ring | D3771 | 11,3 X2,4 -N | 1 | |
| 10 | 000 689 230 0 | Compress.spring | | 0,63 X 5 X 12 | 1 | |
| 11 | 000 767 125 0 | Compress.spring | | 0,75x 7 X 38 | 1 | |
| 12 | 000 215 012 0 | Threaded pin | Iso4026 | M_4x5 | 1 | |
| 13 | 000 607 034 0 | Orifice plate | | m 4x5x0,6 | 1 | |
| 14 | 000 672 589 2 | Inlet valve | | D11x17 | 1 | |
| 15 | 000 656 042 0 | Compress.spring | | 0,85x 7 X 41 | 1 | |
| 16 | 000 215 354 0 | Tensioning pin | Iso1333 | 70x 14 | 1 | |
| 17 | 000 633 114 1 | Seal ring | D7603 | D14 X20 | 1 | |
| 18 | 000 656 014 1 | Screw plug | | M14x1,5 | 1 | |
| 20 | 000 633 640 0 | Throttle valve | | | 1 | |
| 21 | 000 215 779 0 | Snap ring | D7993 | A 7 | 1 | |
| 22 | 000 633 643 0 | Bushing | | D 12x4 | 1 | |
| 23 | 000 215 317 0 | O-ring | | 6,07x1,78-N | 1 | |
| 24 | 000 215 780 0 | Back-up ring | | 6,73x9,43x1,14 | 1 | |
| 25 | 000 633 641 0 | Threaded inset | | D 20,15x32 | 1 | |
| 26 | 000 633 642 0 | Throttle spindle | | 6kt Sw 10x72 | 1 | |
| 28 | 000 656 964 1 | Pilot valve assy | | | 2 | |
| 29 | 000 079 304 0 | Compress.spring | | 0,5 X 3,5x 16 | 2 | |
| 30 | 000 242 813 0 | Ball | Din5401 | 4,5 G10 | 4 | |
| 31 | 000 212 140 0 | O-ring | D3771 | 5,28x1,78-N | 2 | |
| 32 | 000 602 729 0 | Needle | | | 2 | |
| 33 | 000 211 257 0 | O-ring | D3771 | 12 X1,5 -N | 2 | |
| 34 | 000 656 967 0 | Pressure screw | | M18x1x 6 | 2 | |
| 35 | 000 211 691 0 | O-ring | D3771 | 15,6 X1,78-N | 2 | |
| 36 | 000 943 229 0 | O-ring | D3771 | 40 X1,5 -N | 2 | |
| 37 | 000 656 968 1 | Solenoid | | | 2 | |
| 38 | 000 211 507 0 | O-ring | D3771 | 22x2-N | 2 | |
| 40 | 000 238 712 0 | Screw-in union | Iso8434 | Std-L10xm14x1,5 | 1 | |
| 41 | 000 177 460 1 | Square sect.seal | | | 2 | |
| 42 | 000 628 199 0 | Utensil plug | | | 2 | |
| - | 000 050 724 0 | Diode | | 1n 4003 | 2 | |
| 43 | 000 211 494 0 | Socket head screw | D84 | m 3x35 | 2 | |



Characteristic: **SOLENOID - OPERATED 3/3 DIRECTIONAL CONTROL VALVE**Illustration: **224**

| Pos. | Part-No. | Description | DIN | Dimension | Qty. | Remark |
|------|---------------|-------------------|---------|-----------------|------|-------------|
| 1 | 000 633 705 0 | 3/3-way valve | | | 1 | |
| 2 | 000 235 243 1 | Hexagonal screw | Iso4014 | m 6x55 | 8 | |
| 3 | 000 235 131 1 | Spring washer | | 6 | 8 | |
| 4 | 000 236 911 2 | Washer | D125 | 6,4 | 8 | |
| 5 | 000 239 028 0 | O-ring | D3771 | 6 X2 -N | 2 | |
| 6 | 000 238 677 1 | O-ring | | 16,3 X2,4 | 2 | |
| 7 | 000 238 448 0 | O-ring | D3771 | 3,3 X2,4 -N | 2 | |
| 8 | 000 656 104 0 | Outlet valve cpl. | | | 1 | with Item 9 |
| 9 | 000 238 191 0 | O-ring | D3771 | 11,3 X2,4 -N | 1 | |
| 10 | 000 689 230 0 | Compress.spring | | 0,63 X 5 X 12 | 1 | |
| 11 | 000 767 125 0 | Compress.spring | | 0,75x 7 X 38 | 1 | |
| 12 | 000 215 012 0 | Threaded pin | Iso4026 | M_4x5 | 1 | |
| 13 | 000 607 034 0 | Orifice plate | | m 4x5x0,6 | 1 | |
| 14 | 000 672 589 2 | Inlet valve | | D11x17 | 1 | |
| 15 | 000 656 042 0 | Compress.spring | | 0,85x 7 X 41 | 1 | |
| 16 | 000 215 354 0 | Tensioning pin | Iso1333 | 70x 14 | 1 | |
| 17 | 000 633 114 1 | Seal ring | D7603 | D14 X20 | 2 | |
| 18 | 000 656 014 1 | Screw plug | | M14x1,5 | 2 | |
| 20 | 000 656 964 1 | Pilot valve assy | | | 2 | |
| 21 | 000 079 304 0 | Compress.spring | | 0,5 X 3,5x 16 | 2 | |
| 22 | 000 242 813 0 | Ball | Din5401 | 4,5 G10 | 4 | |
| 23 | 000 212 140 0 | O-ring | D3771 | 5,28x1,78-N | 2 | |
| 24 | 000 602 729 0 | Needle | | | 2 | |
| 25 | 000 211 257 0 | O-ring | D3771 | 12 X1,5 -N | 2 | |
| 26 | 000 656 967 0 | Pressure screw | | M18x1x 6 | 2 | |
| 27 | 000 211 691 0 | O-ring | D3771 | 15,6 X1,78-N | 2 | |
| 28 | 000 943 229 0 | O-ring | D3771 | 40 X1,5 -N | 2 | |
| 29 | 000 656 968 1 | Solenoid | | | 2 | |
| 30 | 000 211 507 0 | O-ring | D3771 | 22x2-N | 2 | |
| 35 | 000 213 280 0 | Screw-in union | Iso8434 | Std-L8xm14x1,5- | 1 | |
| 36 | 000 177 460 1 | Square sect.seal | | | 2 | |
| 37 | 000 628 199 0 | Utensil plug | | | 2 | |
| - | 000 050 724 0 | Diode | | 1n 4003 | 2 | |
| 38 | 000 211 494 0 | Socket head screw | D84 | m 3x35 | 2 | |

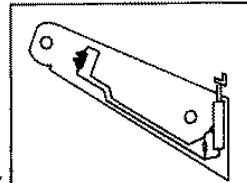
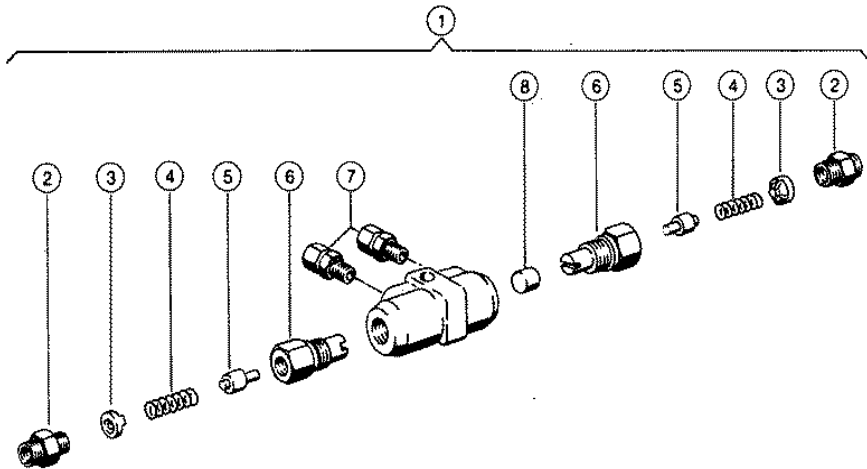


119803

Dominator 98 VX

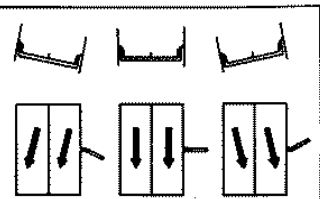
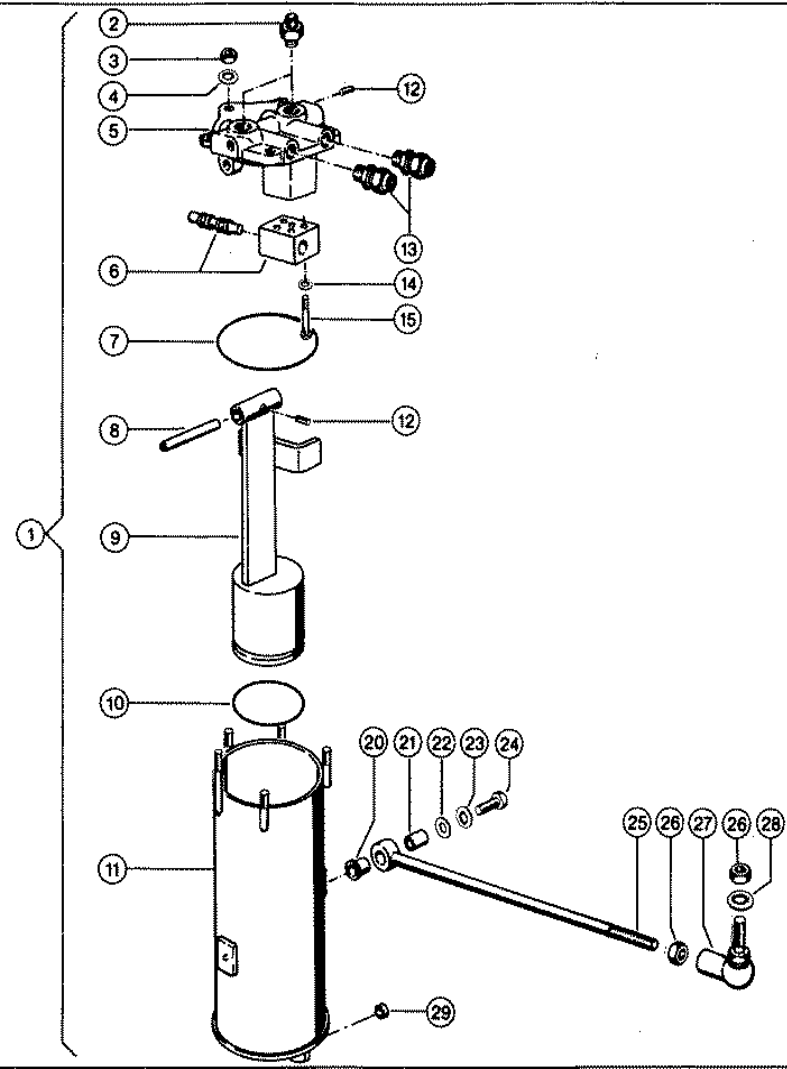
Characteristic: **LOCK - UP VALVE UNIT**Illustration: **225**

| Pos. | Part-No. | Description | DIN | Dimension | Qty. | Remark |
|------|---------------|-----------------|---------|-----------------|------|--------|
| 1 | 000 643 706 0 | Lock-up valve | | S | 1 | |
| 2 | 000 213 280 0 | Screw-in union | Iso8434 | Std-L8xm14x1,5- | 2 | |
| 3 | 000 643 704 0 | Spring guide | | D12x6 | 2 | |
| 4 | 000 643 705 0 | Compress.spring | | 0,85x7x18 | 2 | |
| 5 | 000 672 584 1 | Outlet valve | | | 2 | |
| 6 | 000 643 703 0 | Threaded insert | | | 2 | |
| 7 | 000 238 665 0 | Screw-in union | Iso8434 | Std-L8xm12x1,5- | 2 | |
| 8 | 000 215 312 0 | Cylind.roller | D5402 | 15x15sort.M1-M6 | 1 | |



Characteristic: **LOCK-UP VALVE UNIT, "CLAAS AUTO-CONTOUR"**Illustration: **226**

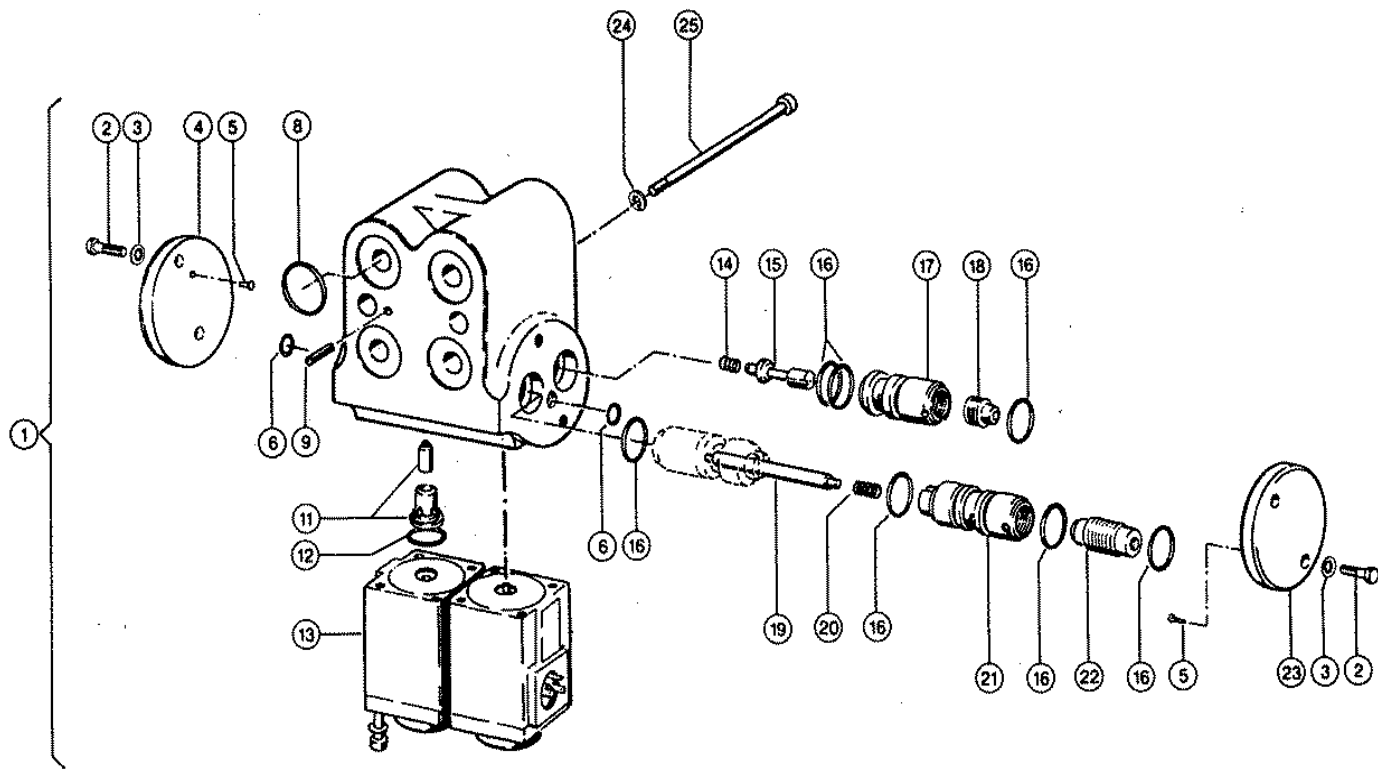
| Pos. | Part-No. | Description | DIN | Dimension | Qty. | Remark |
|------|---------------|-------------------|---------|------------------|------|--------|
| 1 | 000 697 823 0 | Lock-up valve ass | | S | 1 | |
| 2 | 000 683 597 0 | Screw-in union | Iso8434 | Stds-L8xm14x1,5- | 2 | |
| 3 | 000 643 704 0 | Spring guide | | D12x6 | 2 | |
| 4 | 000 643 705 0 | Compress.spring | | 0,85x7x18 | 2 | |
| 5 | 000 672 584 1 | Outlet valve | | | 2 | |
| 6 | 000 643 703 0 | Threaded insert | | | 2 | |
| 7 | 000 215 081 0 | Union | D3955 | L 8e/Wd-m | 2 | |
| 8 | 000 215 312 0 | Cylind.roller | D5402 | 15x15sort.M1-M6 | 1 | |



119805

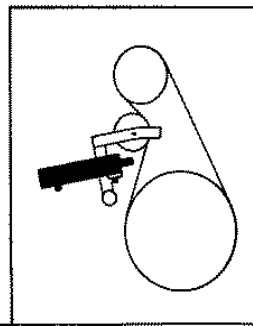
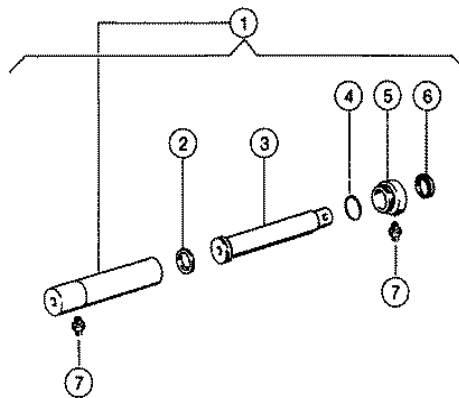
Characteristic: **PENDULUM CONTROL**Illustration: **227**

| Pos. | Part-No. | Description | DIN | Dimension | Qty. | Remark |
|------|---------------|-------------------|---------|------------------|------|--------|
| 1 | 000 643 771 4 | Pendulum control | | | 1 | |
| 2 | 000 238 712 0 | Screw-in union | Iso8434 | Stds-L10xm14x1,5 | 2 | |
| 3 | 000 236 170 0 | Hexagonal nut | Iso4032 | M8 | 3 | |
| 4 | 000 239 387 0 | Contact washer | | A 8 | 3 | |
| 5 | 000 643 772 1 | Cover | | | 1 | |
| 6 | 000 643 769 1 | Valve housing | | | 1 | |
| 7 | 000 211 283 0 | O-ring | D3771 | 115 X3 -N | 1 | |
| 8 | 000 241 110 0 | Cylindrical pin | Iso8735 | 58x 80-A | 1 | |
| 9 | 000 643 777 1 | Pendulum | | | 1 | |
| 10 | 000 211 096 0 | O-ring | D3771 | 85 X5 -N | 1 | |
| 11 | 000 643 773 4 | Container | | | 1 | |
| 12 | 000 236 549 0 | Threaded pin | I7434 | m 6x 8 | 2 | |
| 13 | 000 239 149 0 | Union | D3955 | L10e/Wd-m | 2 | |
| 14 | 000 242 754 1 | Circlip | | 6 | 2 | |
| 15 | 000 238 199 1 | Socket head screw | Iso4762 | m 6x 20 | 2 | |
| 20 | 000 008 509 0 | Synthetic bush | | 15 X 18 X15 | 1 | |
| 21 | 000 643 814 0 | Spacer bush | | D15x16 | 1 | |
| 22 | 000 238 053 0 | Washer | | 10,5x 22 X3 | 1 | |
| 23 | 000 239 388 0 | Contact washer | | A10 | 1 | |
| 24 | 000 237 453 0 | Hexagonal screw | Iso4017 | M10x30 | 1 | |
| 25 | 000 643 810 0 | Steering rod | | | 1 | |
| 26 | 000 092 032 0 | Hexagonal nut | Iso8673 | M14x1,5 | 2 | |
| 27 | 000 410 208 0 | Angular joint | D71802 | CS 19 | 1 | |
| 28 | 000 239 390 0 | Contact washer | | A14 | 1 | |
| 29 | 000 215 717 1 | Synthetic bush | | 10 X 12 X 10 | 2 | |



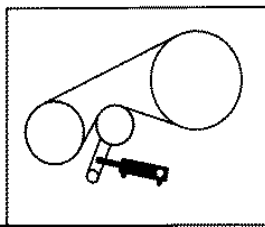
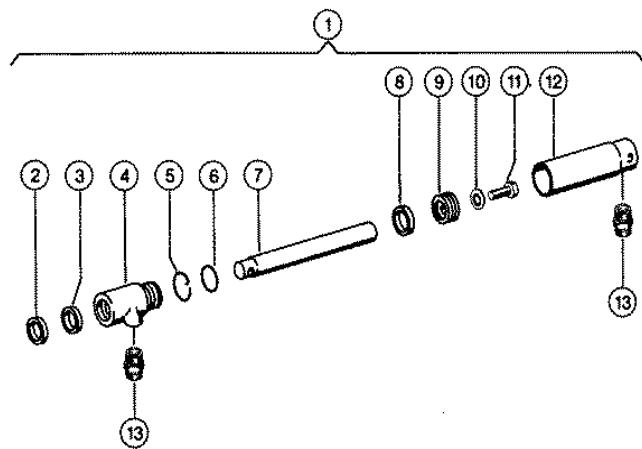
Characteristic: **AUTOPILOT, SOLENOID VALVE**Illustration: **227A**

| Pos. | Part-No. | Description | DIN | Dimension | Qty. | Remark |
|------|---------------|-------------------|----------|---------------|------|------------|
| 1 | 000 050 969 3 | Solenoid valve | | | 1 | |
| 2 | 000 236 200 0 | Hexagonal screw | Iso4017 | M08x20 | 4 | |
| 3 | 000 239 387 0 | Contact washer | | A 8 | 4 | |
| 4 | 000 050 970 0 | Cover | | D60x10 | 1 | right side |
| 5 | 000 242 495 0 | Notched nail | I8746 | 2 X 6 | 2 | |
| 6 | 000 212 140 0 | O-ring | D3771 | 5,28x1,78-N | 2 | |
| 8 | 000 633 460 0 | O-ring | D3771 | 22,2 X3 -N | 4 | |
| 9 | 000 093 020 0 | Tensioning pin | Iso8752 | 23 X 14 | 1 | |
| 11 | 000 050 974 0 | Valve | | mit Stopfen | 2 | |
| 12 | 000 233 225 0 | O-ring | D3771 | 18 X2 -N | 2 | |
| 13 | 000 050 937 0 | Solenoid | | | 2 | |
| 14 | 000 050 509 1 | Compress.spring | | 1 X 6,5x 13,3 | 2 | |
| 15 | 000 050 940 0 | Non-return valve | | D9x29,5 | 2 | |
| 16 | 000 233 225 0 | O-ring | D3771 | 18 X2 -N | 12 | |
| 17 | 000 050 978 1 | Bushing | | D22x36 | 2 | |
| 18 | 000 050 939 0 | Plunger | | D14x15 | 2 | |
| 19 | 000 050 964 0 | Spring bolt | | D6x70 | 2 | |
| 20 | 000 689 230 0 | Compress.spring | | 0,63 X 5 X 12 | 2 | |
| 21 | 000 050 942 1 | Bushing | | D22x50 | 2 | |
| 22 | 000 050 941 0 | Valve cone | | D14x30 | 2 | |
| 23 | 000 050 971 0 | Cover | | D60x10 | 1 | left side |
| 24 | 000 242 763 1 | Circlip | | 10 | 2 | |
| 25 | 000 215 544 0 | Socket head screw | Iso21250 | M10x1x120 | 2 | |



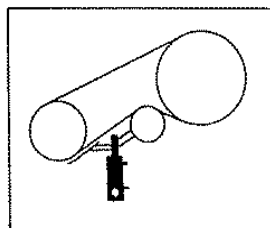
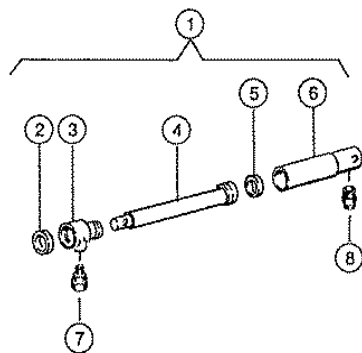
Characteristic: **HYDRAULIC CYLINDER, THRESHING MECHANISM DRIVE**Illustration: **228**

| Pos. | Part-No. | Description | DIN | Dimension | Qty. | Remark |
|------|---------------|----------------|-------|-------------|------|--------|
| 1 | 000 089 051 0 | Hydr. cylinder | | | 1 | |
| 2 | 000 213 218 0 | Piston seal | | 40x29x4 | 1 | |
| 3 | 000 087 613 0 | Piston rod | | 40/30/176 | 1 | |
| 4 | 000 633 215 0 | O-ring | D3771 | 38 X2,5 -N | 1 | |
| 5 | 000 085 316 0 | Cylinder head | | D55x34,5 | 1 | |
| 6 | 000 218 097 0 | Double scraper | | 30x37,6x4,2 | 1 | |
| 7 | 000 215 917 0 | Screw-in union | D3901 | L10f-m | 2 | |



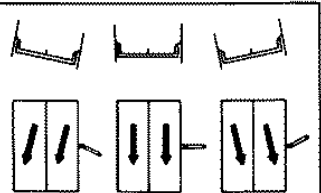
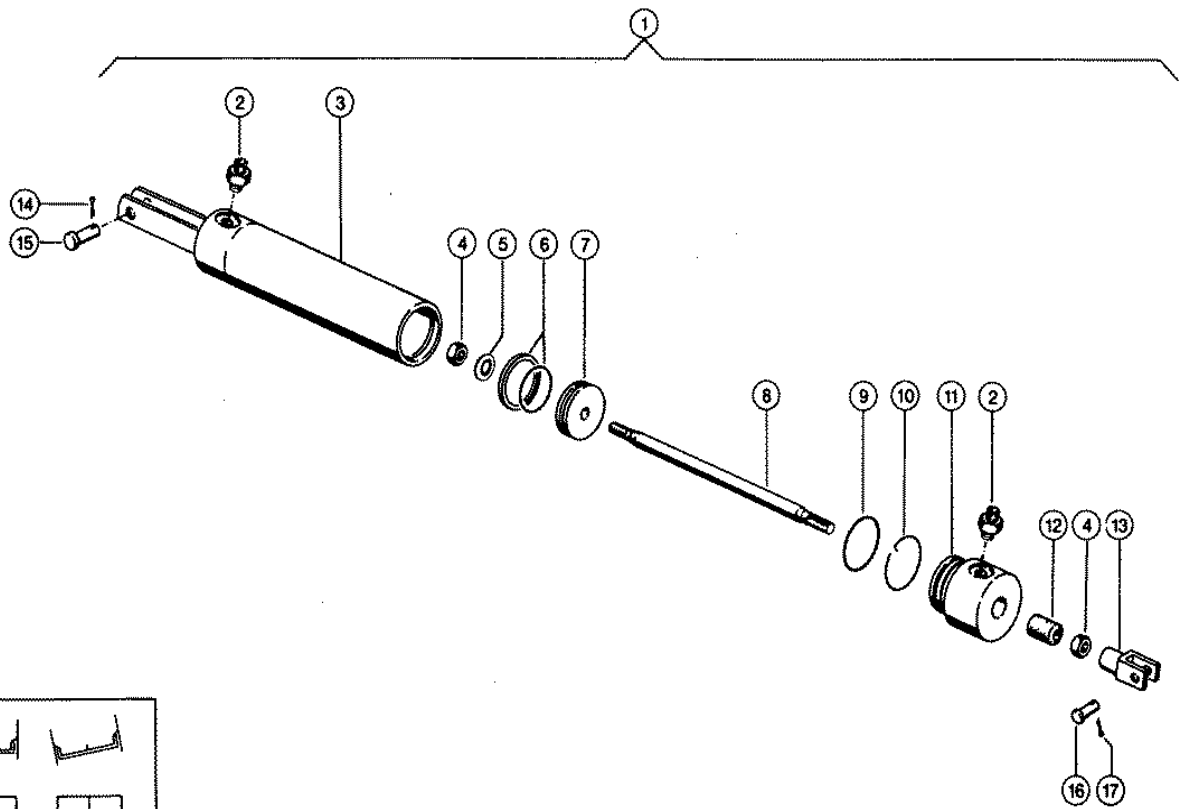
Characteristic: **HYDR. CYL., GRAIN TANK DRIVE ENGAGEMENT**Illustration: **229**

| Pos. | Part-No. | Description | DIN | Dimension | Qty. | Remark |
|------|---------------|-------------------|---------|-----------------|------|--------|
| 1 | 000 070 341 2 | Hydr.Cylinder Cpl | | S | 1 | |
| 2 | 000 239 380 0 | Wiper seal | | P6-22 22x30x7 | 1 | |
| 3 | 000 215 730 0 | Guide ring | | 22x30x5,5 | 1 | |
| 4 | 000 070 347 1 | Cylinder head | | | 1 | |
| 5 | 000 690 082 0 | Securing wire | | D2x 92 | 1 | |
| 6 | 000 238 678 1 | O-ring | Din377 | 26,0x3,0-N | 1 | |
| 7 | 000 070 345 1 | Piston rod | | D 22x 195 | 1 | |
| 8 | 000 215 211 2 | Piston seal | | 32x24,5x3,2 | 1 | |
| 9 | 000 070 526 0 | Plunger | | D 31,9x12 | 1 | |
| 10 | 000 239 387 0 | Contact washer | | A 8 | 1 | |
| 11 | 000 236 200 0 | Hexagonal screw | Iso4017 | M08x20 | 1 | |
| 12 | 000 070 342 1 | Hydr.Cylind.Tube | | | 1 | |
| 13 | 000 238 665 0 | Screw-in union | Iso8434 | Std-L8xm12x1,5- | 2 | |



Characteristic: **HYDR. CYL., GRAIN TANK DRIVE ENGAGEMENT**Illustration: **229A**

| Pos. | Part-No. | Description | DIN | Dimension | Qty. | Remark |
|------|---------------|----------------|--------|-----------------|------|--------|
| 1 | 000 089 164 0 | Hydr.cylinder | | | 1 | |
| 2 | 000 218 095 0 | Douple scraper | | 22x29,6x4,2 | 1 | |
| 3 | 000 053 423 0 | Cylinder head | | N.Zg. 085 317.0 | 1 | |
| 4 | 000 087 476 0 | Piston rod | | genietet | 1 | |
| 5 | 000 213 230 0 | Piston seal | | 32x21x4,0 | 1 | |
| 6 | 000 086 958 0 | Cylinder tube | | 38/32x130,5 | 1 | |
| 7 | 000 215 916 0 | Screw-in union | Din390 | L 8 F-m | 1 | |
| 8 | 000 215 916 0 | Screw-in union | Din390 | L 8 F-m | 1 | |

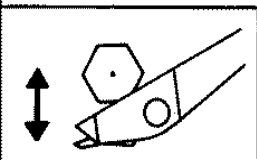
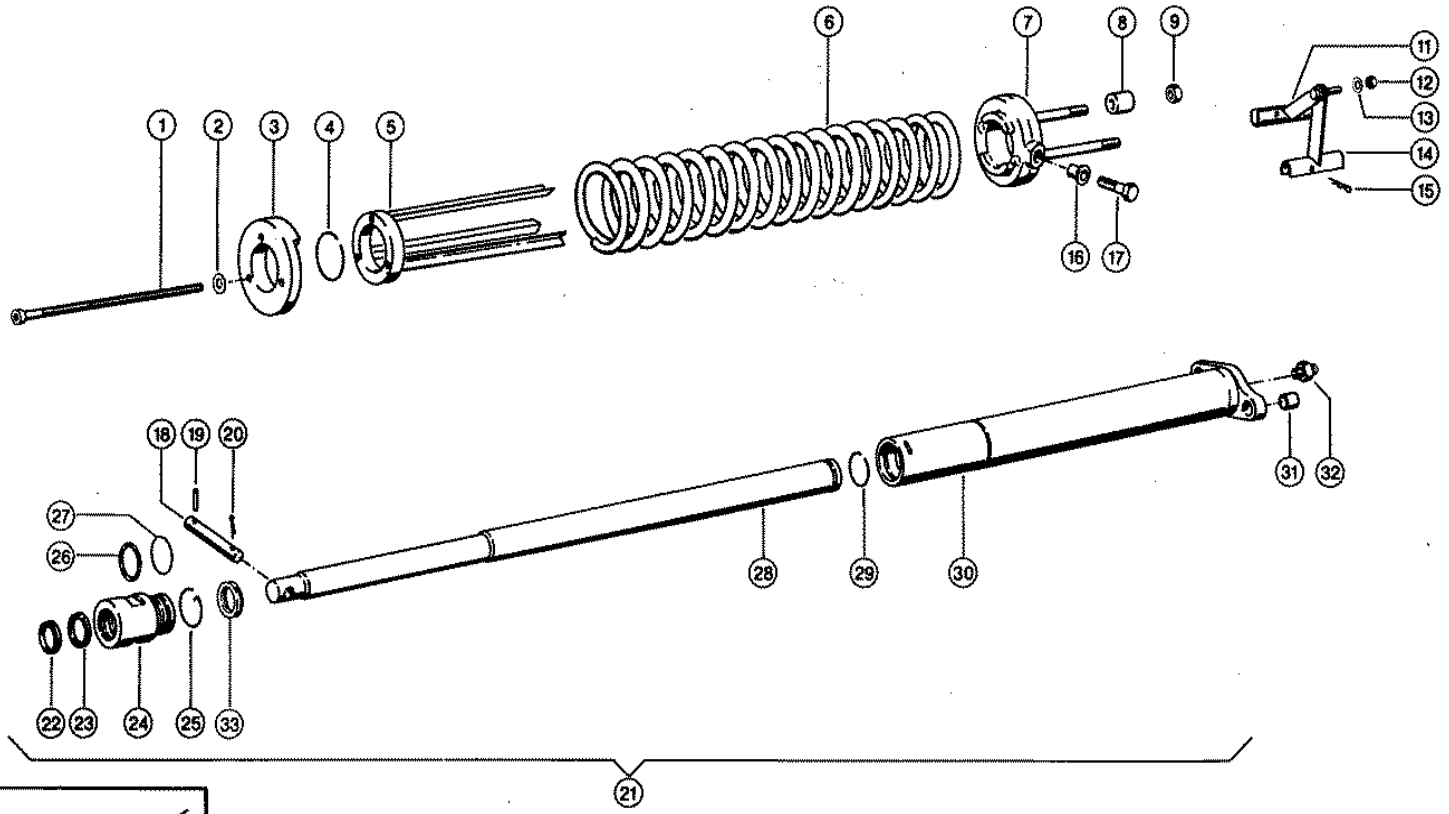


119809

Characteristic: **HYDRAULIC CYLINDER WITH "3 - D" VERSION**

Illustration: **230**

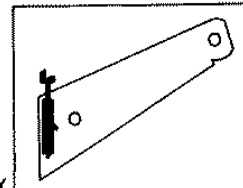
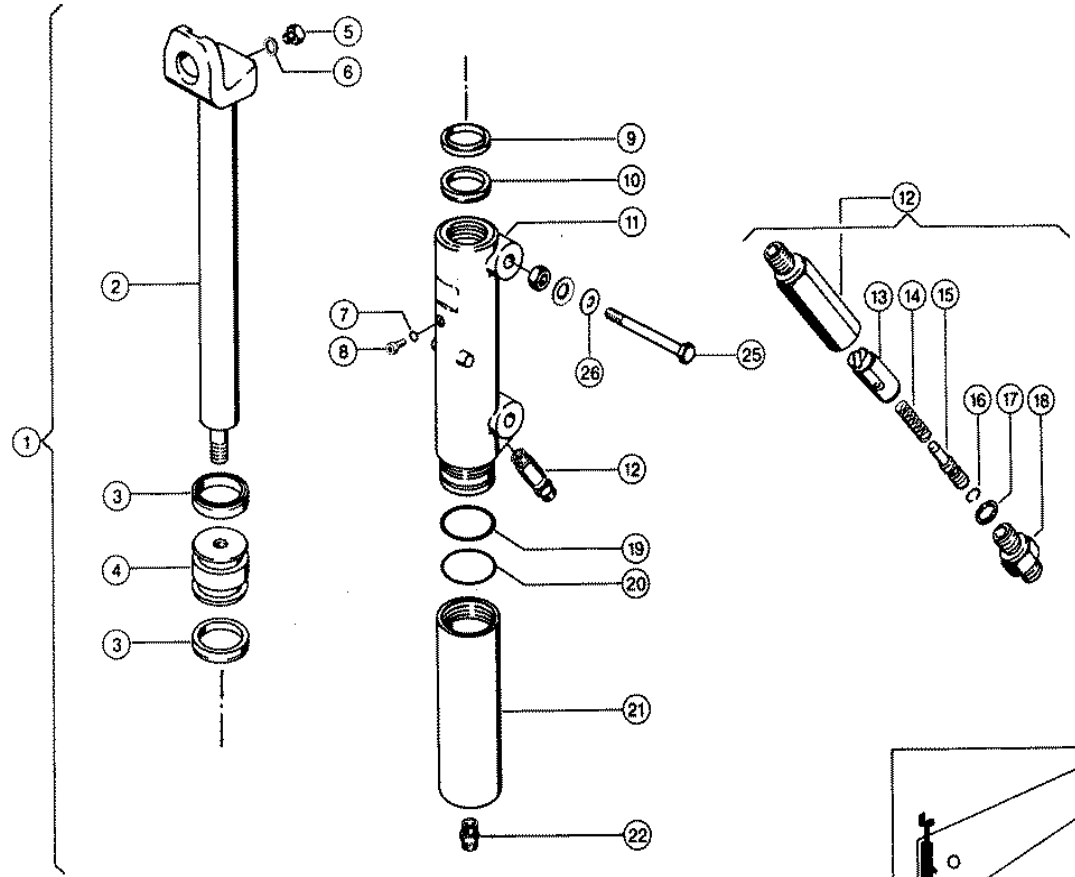
| Pos. | Part-No. | Description | DIN | Dimension | Qty. | Remark |
|------|---------------|-------------------|---------|------------------|------|--------|
| 1 | 000 643 784 0 | Hydr.Cylinder Cpl | | S | 1 | |
| 2 | 000 238 712 0 | Screw-in union | Iso8434 | Stds-L10xm14x1,5 | 2 | |
| 3 | 000 643 785 0 | Hydr. cylinder | | | 1 | |
| 4 | 000 236 170 0 | Hexagonal nut | Iso4032 | M8 | 2 | |
| 5 | 000 239 387 0 | Contact washer | | A 8 | 1 | |
| 6 | 000 239 470 0 | Hous.ring gasket | | 50 X 4 | 1 | |
| 7 | 000 643 788 0 | Plunger | | D50x12 | 1 | |
| 8 | 000 643 789 1 | Piston rod | | D 10x 246 | 1 | |
| 9 | 000 233 649 0 | O-ring | D3771 | 45 X3 -N | 1 | |
| 10 | 000 683 259 1 | Securing wire | | 3,20x 156 | 1 | |
| 11 | 000 643 787 0 | Cylinder head | | D60x50 | 1 | |
| 12 | 000 215 313 0 | Piston seal | | Qfn 10x17 Vg02 | 1 | |
| 13 | 000 239 080 0 | Fork head | D71752 | G 8x16 | 1 | |
| 14 | 000 235 089 0 | Split pin | I1234 | 4 X 22 | 1 | |
| 15 | 000 632 133 0 | Pin | | B10a12x 28 | 1 | |
| 16 | 000 238 680 0 | Pin | I2341 | B 8h11x 22 | 1 | |
| 17 | 000 235 109 0 | Split pin | I1234 | 2 X 12 | 1 | |



119810

Characteristic: **CUTTERBAR CYLINDER**Illustration: **231**

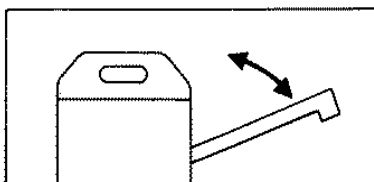
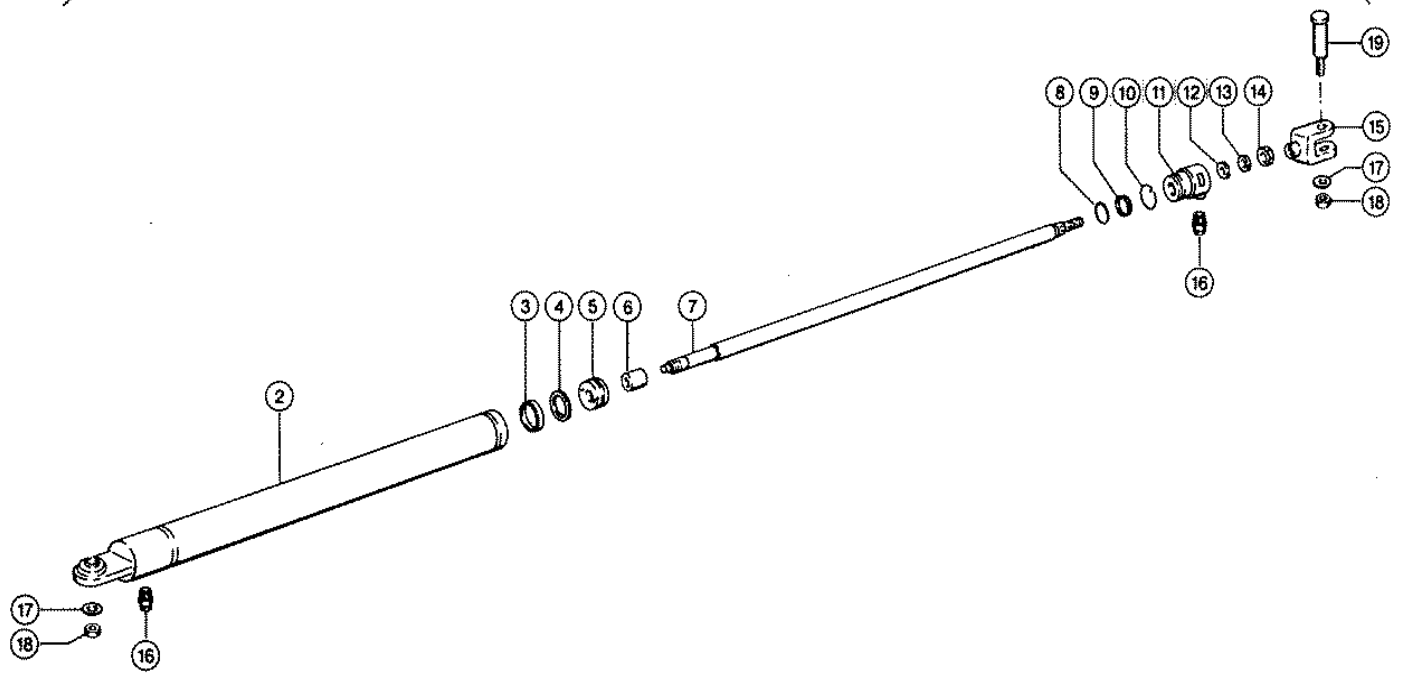
| Pos. | Part-No. | Description | DIN | Dimension | Qty. | Remark |
|------|---------------|-------------------|----------|------------------|------|----------------------|
| 1 | 000 215 373 0 | Socket head screw | Iso4762 | M12x380x360 | 6 | 9, |
| 2 | 000 236 841 0 | Washer | | 13 X 22 X1,5 | 6 | 9, |
| 3 | 000 087 876 0 | Spring plate | | D165x28 | 2 | 3, |
| 4 | 000 215 358 0 | Snap ring | D7993 | A 80 | 2 | 3, |
| 5 | 000 643 753 0 | Spring guide | | | 2 | 3, |
| 6 | 000 643 756 1 | Compress.spring | | 23 X146 X800 | 2 | 3, |
| 7 | 000 643 750 0 | Spring plate | | | 2 | 3, |
| 8 | 000 089 560 1 | Bushing | | D30x35 | 4 | 6, |
| 9 | 000 211 045 1 | Securing nut | Iso10518 | M16x1,5 | 4 | 6, |
| 11 | 000 540 057 0 | Spring stop | | Geschw. | 2 | 3, at corn picker |
| 12 | 000 236 171 0 | Hexagonal nut | Iso4032 | M10 | 2 | 3, at corn picker |
| 13 | 000 239 388 0 | Contact washer | | A10 | 2 | 3, at corn picker |
| 14 | 000 540 058 0 | Spring stop | | Geschw. | 2 | 3, at corn picker |
| 15 | 000 665 666 0 | Spring clip | | 3 X 77 | 2 | 3, at corn picker |
| 16 | 000 668 762 2 | Flanged bush | | | 4 | 3, from No. 09308410 |
| 16 | 000 683 359 2 | Flanged bush | | | 4 | 6, to No. |
| 17 | 000 215 190 0 | Hexagonal screw | Iso4014 | M16x55-Mkl | 4 | 6, to No. |
| 17 | 000 238 952 0 | Hexagonal screw | Iso4017 | M16x45-Mkl | 4 | 6, to No. |
| 18 | 000 918 628 0 | Pin | | 20h9 X122 | 2 | 3, |
| 19 | 000 235 663 2 | Tensioning pin | Iso8752 | 26 X 28-N | 2 | 3, |
| 20 | 000 237 026 0 | Split pin | I1234 | 5 X 32 | 2 | 3, |
| 21 | 000 083 471 0 | Hydr. cylinder | | D 55x 605 L=117 | 2 | 3, |
| 22 | 000 239 407 0 | Mud scraper | | 55x 65,6x 5,3x | 2 | 3, |
| 23 | 000 239 408 0 | Lip seal | | 55x63x8 | 2 | 3, |
| 24 | 000 643 748 0 | Cylinder head | | | 2 | 3, |
| 25 | 000 573 467 1 | Securing wire | | 4 X 202 | 2 | 3, |
| 26 | 000 215 359 0 | Back-up ring | | 65 X70 X1,5 | 2 | 3, to No. 09308499 |
| 27 | 000 656 306 0 | O-ring | D3771 | 58 X3 -N | 2 | 3, to No. 09308499 |
| 28 | 000 087 235 1 | Plunger | 671 | D55 X 1177 | 2 | 3, |
| 29 | 000 239 401 0 | Snap ring | D7993 | A 55 | 2 | 3, |
| 30 | 000 086 260 0 | Cylinder tube | | R 82/ 70x 685 | 2 | 3, |
| 31 | 000 683 371 0 | Bushing | | 18x 24x 18 | 4 | 6, |
| 32 | 000 238 712 0 | Screw-in union | Iso8434 | Stds-L10xm14x1,5 | 2 | 3, |
| 33 | 000 218 006 0 | Dualseal-ring | | 70x65x5 | 2 | 3, from No. 09308500 |



Characteristic: **HYDRAULIC CYLINDER, FOR "CLAAS AUTO-CONTOUR"**Illustration: **232**

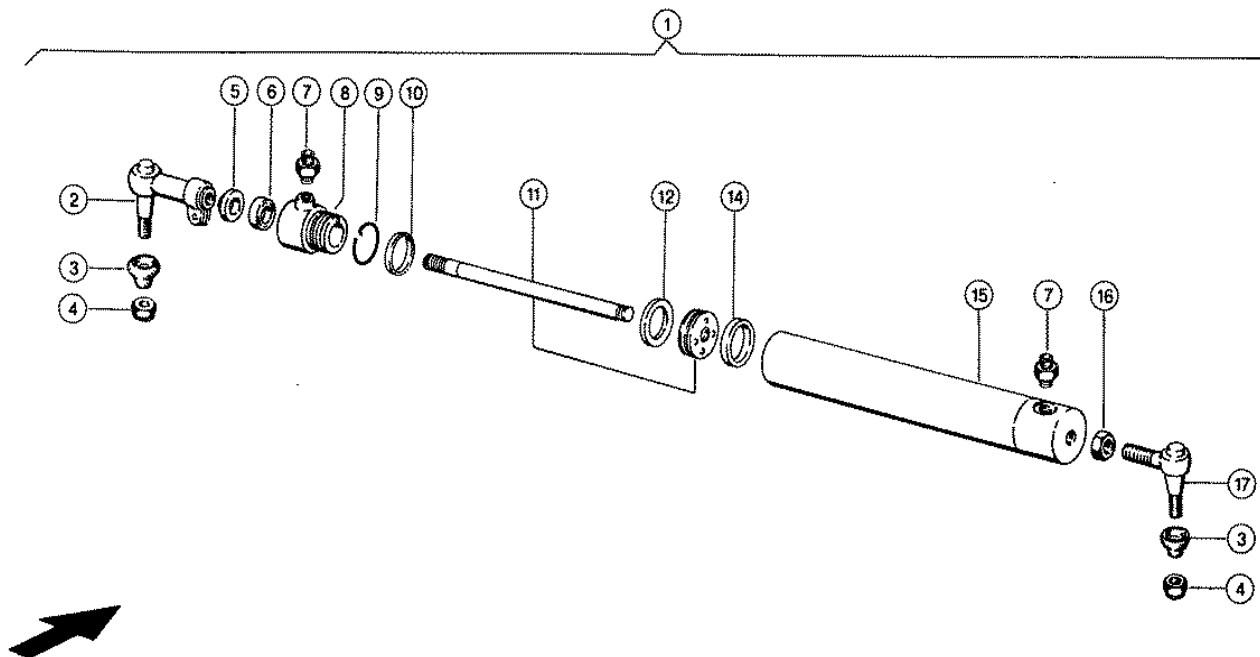
| Pos. | Part-No. | Description | DIN | Dimension | Qty. | Remark |
|------|---------------|-------------------|---------|------------------|------|-------------------|
| 1 | 000 633 684 2 | Hydr.Cylinder Cpl | | W.Ers.D.057468. | 2 | |
| 2 | 000 087 428 0 | Piston rod | | | 2 | |
| 3 | 000 212 027 0 | Lip seal | | 63x53x12-Sn | 4 | |
| 4 | 000 085 072 0 | Plunger | | D63x56 | 2 | |
| 4 | 000 212 058 1 | Piston guide | | 63x58x15 | 2 | |
| 5 | 000 215 111 0 | Screw plug | | M12x1,5 | 2 | |
| 6 | 000 236 687 0 | Seal ring | D7603 | A12 X18 | 2 | |
| 7 | 000 235 781 0 | Seal ring | D7603 | A 6 X10 | 2 | |
| 8 | 000 242 212 0 | Socket head screw | Iso4762 | m 6x 10 | 2 | |
| 9 | 000 215 061 0 | Mud scraper | | 45x 55,6x 5,3x | 2 | |
| 10 | 000 215 062 0 | Lip seal | | 45x55x7,5 | 2 | |
| 11 | 000 656 715 1 | Cylinder head | | | 2 | |
| 12 | 000 633 680 1 | Scavanging valve | | Sammelzeichng | 2 | |
| 13 | 000 633 682 0 | Insert | | D12,3x34,2 | 2 | |
| 14 | 000 631 592 0 | Compress.spring | | 0,7x6,7x22,5 | 2 | |
| 15 | 000 633 683 1 | Press. regulator | | D1,2 | 2 | |
| 16 | 000 093 120 0 | Snap ring | D7993 | B 8 | 2 | |
| 17 | 000 633 533 0 | Seal ring | D7603 | 8x12x1,0 | 2 | |
| 18 | 000 213 280 0 | Screw-in union | Iso8434 | StdS-L8xm14x1,5- | 2 | |
| 19 | 000 239 073 0 | Back-up ring | | 59 X64 X1,5 | 2 | to No. 09308244 |
| 20 | 000 238 446 0 | O-ring | D3771 | 57,2 X3 -N | 2 | to No. 09308244 |
| 21 | 000 656 709 0 | Hydr. cylinder | | | 2 | |
| 22 | 000 238 665 0 | Screw-in union | Iso8434 | StdS-L8xm12x1,5- | 2 | |
| 25 | 000 242 795 0 | Hexagonal screw | Iso4014 | M16x140 | 4 | |
| 25 | 000 236 173 0 | Hexagonal nut | Iso4032 | M16 | 4 | |
| 25 | 000 239 391 0 | Contact washer | | A16 | 4 | |
| 26 | 000 234 233 0 | Washer | | 17x42 X1 | 4 | |
| 27 | 000 218 118 0 | Dualseal-ring | | 63x58,4x5,4 | 2 | from No. 09308245 |

1



Characteristic: **CYLINDER FOR GRAIN TANK UNLOADING TUBE**Illustration: **235**

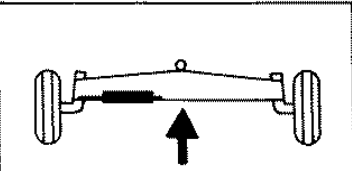
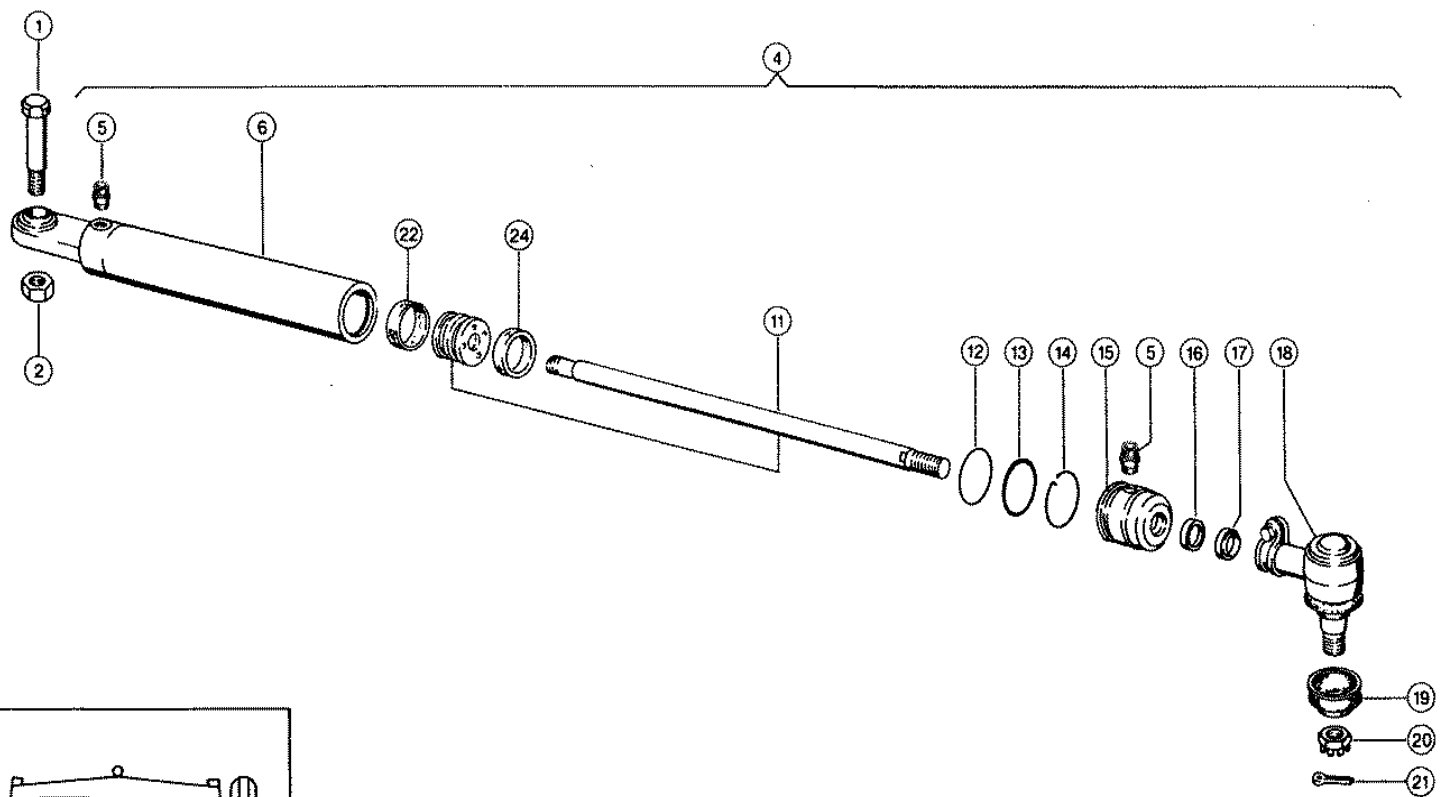
| Pos. | Part-No. | Description | DIN | Dimension | Qty. | Remark |
|------|---------------|----------------|---------|------------------|------|--------|
| 1 | 000 633 829 0 | Hydr. cylinder | | 50/25x600-942 | 1 | |
| 2 | 000 086 389 0 | Cylinder | | R 60/ 50x 789 | 1 | |
| 3 | 000 213 027 0 | Rod Guide Ring | | 45x50x9,7 | 1 | |
| 4 | 000 213 220 0 | Piston seal | | 50x39x4 | 1 | |
| 5 | 000 085 031 0 | Plunger | | D50x25,m20x1.5 | 1 | |
| 6 | 000 087 985 0 | Damper | | D 30x 34 | 1 | |
| 7 | 000 087 298 0 | Piston rod | 671 | D 25x 805 | 1 | |
| 9 | 000 218 117 0 | Dualseal-ring | | 50x45,4x5,4 | 1 | |
| 10 | 000 683 259 1 | Securing wire | | 3,20x 156 | 1 | |
| 11 | 000 085 318 0 | Cylinder head | | D50/25x70 | 1 | |
| 12 | 000 239 009 0 | Lip seal | | 25x33x 6 | 1 | |
| 13 | 000 239 008 0 | Mud scraper | | 25x33,6x 7 | 1 | |
| 14 | 000 766 588 0 | Hexagonal nut | Iso8675 | M18x1,5-M=5 | 1 | |
| 15 | 000 087 820 0 | Fork | | | 1 | |
| 16 | 000 213 196 0 | Screw-in union | Iso8434 | Stds-L8xm14x1,5- | 2 | |
| 17 | 000 235 127 2 | Washer | D125 | 17 | 2 | |
| 18 | 000 238 047 0 | Securing nut | Iso7042 | M16 | 2 | |
| 19 | 000 605 951 0 | Pin | | D35x81 | 1 | |



Characteristic: **STEERING CYLINDER**

Illustration: **236**

| Pos. | Part-No. | Description | DIN | Dimension | Qty. | Remark |
|------|---------------|-------------------|----------|-----------------|------|--------|
| 1 | 000 084 449 0 | Hydr.Cylinder Ass | | 50/22x245 E=58 | 1 | |
| 2 | 000 570 591 5 | Ball joint | | | 1 | |
| 3 | 000 177 461 0 | Sealing cap | | für Spurstange | 2 | |
| 4 | 000 234 017 1 | Securing nut | Iso10518 | M18x1,5 | 2 | |
| 5 | 000 239 380 0 | Wiper seal | | P6-22 22x30x7 | 1 | |
| 6 | 000 213 045 0 | Lip seal | | 22x30x5,7 U32i | 1 | |
| 7 | 000 238 712 0 | Screw-in union | Iso8434 | Std-L10xm14x1,5 | 2 | |
| 8 | 000 085 237 0 | Cylinder head | | D50/22;W-M14 | 1 | |
| 9 | 000 683 259 1 | Securing wire | | 3,20x 156 | 1 | |
| 10 | 000 218 117 0 | Dualseal-ring | | 50x45,4x5,4 | 1 | |
| 11 | 000 174 394 0 | Piston rod glued | | 22/50 0872671 | 1 | |
| 12 | 000 213 220 0 | Piston seal | | 50x39x4 | 1 | |
| 14 | 000 212 938 0 | Piston Guide Ring | | 45x50x5,6 | 1 | |
| 15 | 000 086 315 0 | Cylinder tube | | 60/50x363 | 1 | |
| 16 | 000 236 327 0 | Hexagonal nut | Iso8675 | M22x1,5 | 1 | |
| 17 | 000 177 041 0 | Ball joint | | | 1 | |



119816

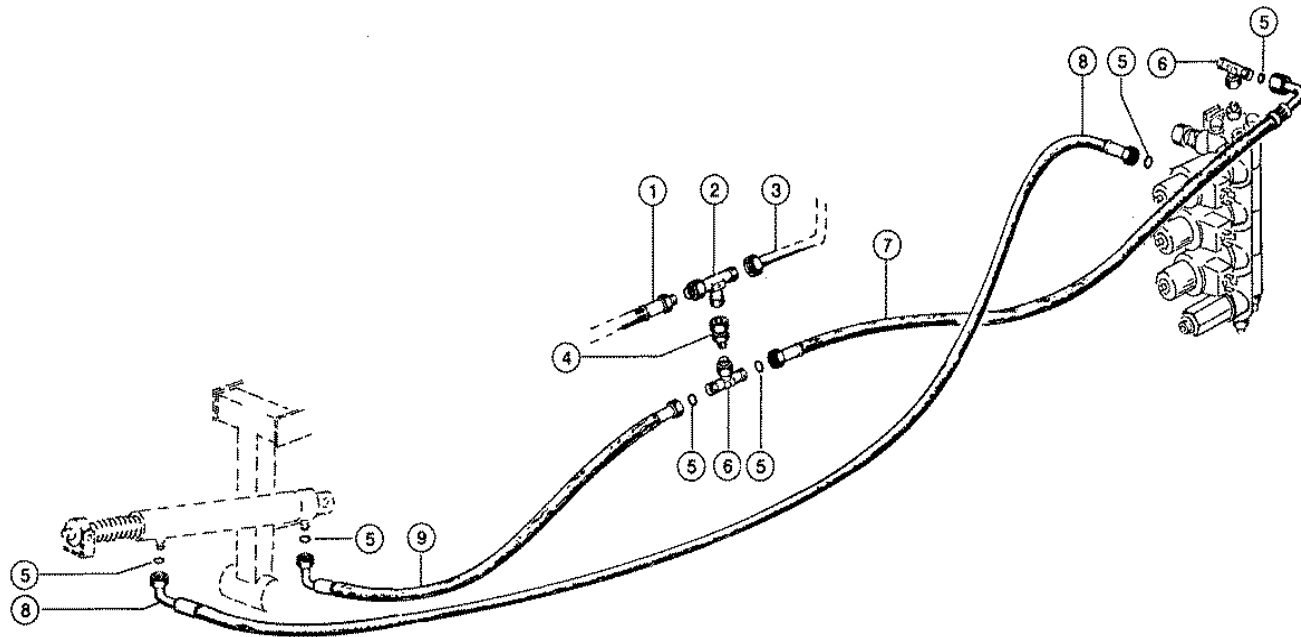
CLAAS SPARE PARTS LIST

06.09.2008
Sheet 1
DOMINATOR 98 VX

Characteristic: **STEERING CYLINDER**

Illustration: **237**

| Pos. | Part-No. | Description | DIN | Dimension | Qty. | Remark |
|------|---------------|-------------------|---------|------------------|------|--------|
| 1 | 000 643 051 0 | Pin | | D35x100 | 1 | |
| 2 | 000 215 008 0 | Securing nut | Iso1051 | M20x1,5 | 1 | |
| 4 | 000 084 447 0 | Hydr.Cylinder Cpl | | 75/ 63- 25- 25 | 1 | |
| 5 | 000 238 712 0 | Screw-in union | Iso8434 | Stds-L10xm14x1,5 | 2 | |
| 6 | 000 086 312 0 | Cylinder tube | | 75/63x433 | 1 | |
| 11 | 000 174 392 0 | Piston rod | | 25/63-0872661 | 1 | |
| 12 | 000 238 446 0 | O-ring | D3771 | 57,2 X3 -N | 1 | |
| 13 | 000 239 073 0 | Back-up ring | | 59 X64 X1,5 | 1 | |
| 14 | 000 573 467 1 | Securing wire | | 4 X 202 | 1 | |
| 15 | 000 079 521 1 | Cylinder head | | D63/25-Wm14x1,5 | 1 | |
| 16 | 000 239 009 0 | Lip seal | | 25x33x 6 | 1 | |
| 17 | 000 239 008 0 | Mud scraper | | 25x33,6x 7 | 1 | |
| 18 | 000 087 794 0 | Ball joint | | | 1 | |
| 19 | 000 643 311 0 | Sealing cap | | | 1 | |
| 20 | 000 763 119 0 | Castellated nut | Din979 | M24x1,5 | 1 | |
| 21 | 000 244 131 0 | Split pin | I1234 | 5 X 45 | 1 | |
| 22 | 000 212 922 0 | Guide ring | | 58x63x9,7 | 1 | |
| 24 | 000 213 233 0 | Piston seal | | 63x52x4 | 1 | |



CLAAS SPARE PARTS LIST

06.09.2008

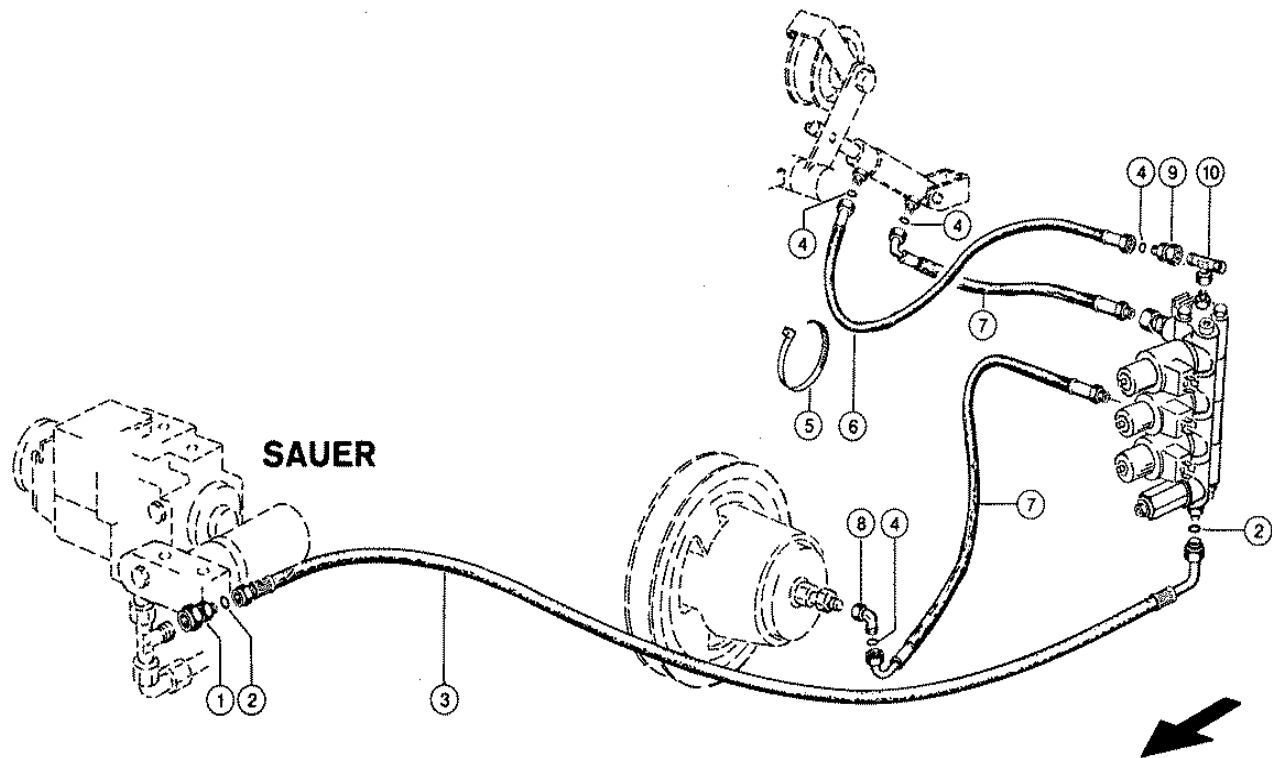
Sheet 1

DOMINATOR 98 VX

Characteristic: **HYDRAULIC LINES, (LOW PRESSURE HYDRAULIC SYSTEM)**

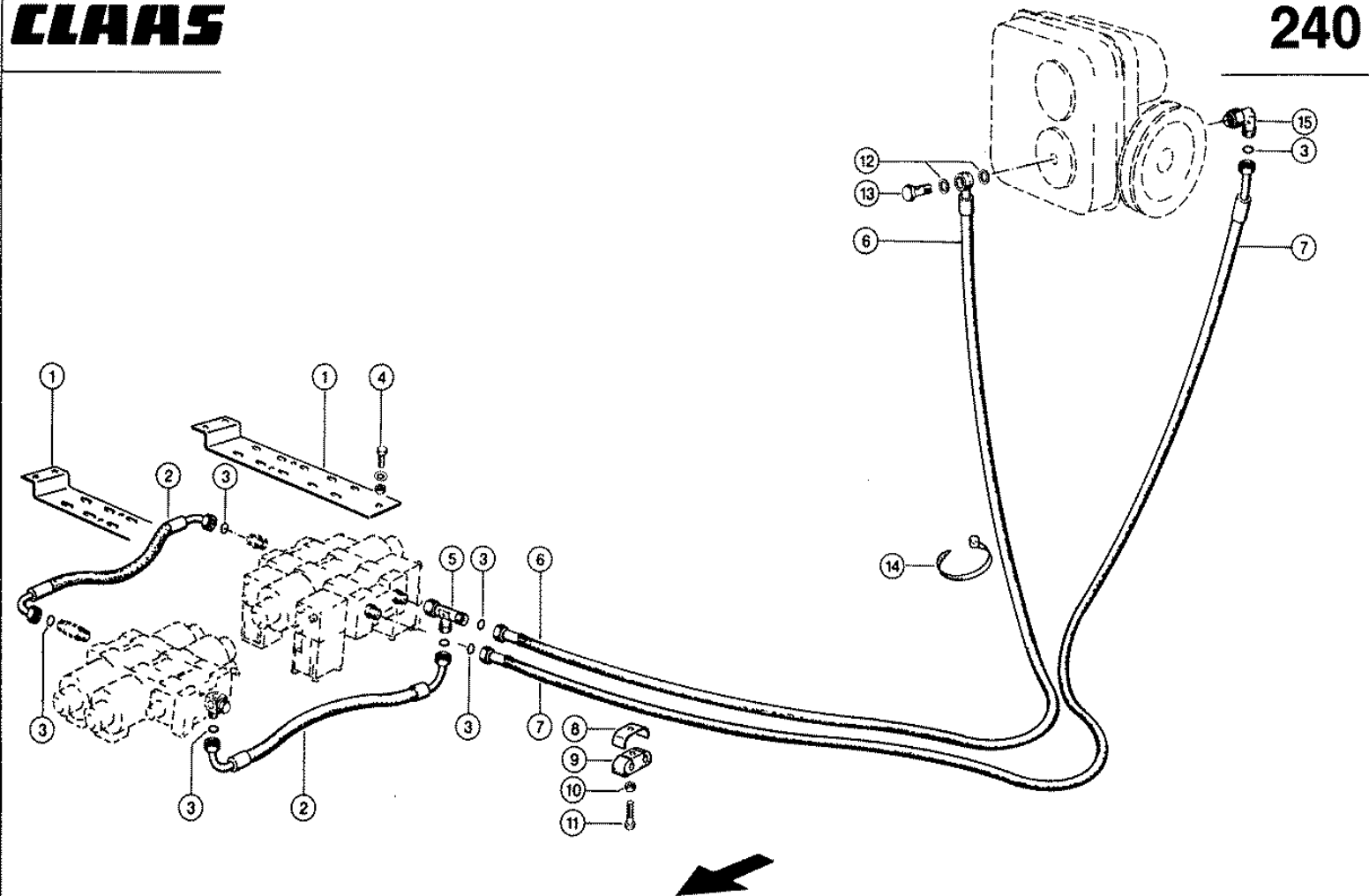
Illustration: **238**

| Pos. | Part-No. | Description | DIN | Dimension | Qty. | Remark |
|------|---------------|-------------------|---------|-------------|------|----------------------------|
| 1 | 000 544 487 0 | Hose pipe | | | 1 | |
| 2 | 000 238 899 0 | L union | Iso8434 | Swrt-L18 | 1 | see illustration plate 254 |
| 3 | 000 697 832 0 | Hydr. pipe | | 18x1,5x2050 | 1 | |
| 4 | 000 656 864 0 | Throttle screwing | | S | 1 | |
| 5 | 000 211 436 0 | O-ring | Din377 | 17,5 X1,5 | 6 | |
| 6 | 000 239 039 0 | T-union | Din394 | 1.10 | 2 | |
| 7 | 000 667 105 0 | Hose pipe | | | 1 | |
| 8 | 000 738 736 0 | Hose pipe | | | 1 | |
| 9 | 000 667 105 0 | Hose pipe | | | 1 | |



Characteristic: **HYDRAULIC LINES, (LOW PRESSURE HYDRAULIC SYSTEM)**Illustration: **239**

| Pos. | Part-No. | Description | DIN | Dimension | Qty. | Remark |
|------|---------------|------------------|---------|----------------|------|--------|
| 1 | 000 239 143 0 | Reducing Adapter | | Res-L18/10-Oms | 1 | |
| 2 | 000 211 436 0 | O-ring | Din377 | 17,5 X1,5 | 2 | |
| 3 | 000 738 735 0 | Hose pipe | | | 1 | |
| 4 | 000 211 489 0 | O-ring | | 6 X1,5 | 4 | |
| 5 | 000 697 798 0 | Cable band | | Min. 7,6x282 | 7 | |
| 6 | 000 544 490 0 | Hose pipe | | | 1 | |
| 7 | 000 738 686 0 | Hose pipe | | | 2 | |
| 8 | 000 238 788 0 | Angle union | D3942 | L 8 | 1 | |
| 9 | 000 239 479 0 | Reducing adapter | | Res-L10/ 8-Oms | 1 | |
| 10 | 000 239 039 0 | T-union | Din3943 | L10 | 1 | |



Characteristic: **HYDRAULIC LINES, (PUMP - VALVE BLOCK)**

Illustration: **240**

| Pos. | Part-No. | Description | DIN | Dimension | Qty. | Remark |
|------|---------------|-----------------|---------|---------------|------|--------|
| 1 | 000 649 341 1 | Support | | 80x5x487 | 2 | |
| 2 | 000 689 863 1 | Hose pipe | | | 2 | |
| 3 | 000 211 091 2 | O-ring | | 12 X 2 Nbr 80 | 7 | |
| 4 | 000 236 200 0 | Hexagonal screw | Iso4017 | M08x20 | 6 | |
| 4 | 000 236 170 0 | Hexagonal nut | Iso4032 | M8 | 6 | |
| 4 | 000 239 387 0 | Contact washer | | A 8 | 6 | |
| 5 | 000 238 401 0 | L union | Iso8434 | Swrt-L15 | 1 | |
| 6 | 000 544 484 0 | Hose pipe | | | 1 | |
| 7 | 000 544 482 0 | Hose pipe | | | 1 | |
| 8 | 000 683 661 0 | Attaching Clamp | | 2x24x25x3 | N.B | |
| 9 | 000 697 812 0 | Rubber bearing | | 22/22 | N.B | |
| 10 | 000 238 132 0 | Securing nut | Iso7042 | M08 | N.B | |
| 11 | 000 237 854 0 | Hexagonal screw | Iso4014 | m 8x55 | N.B | |
| 12 | 000 633 031 0 | Seal ring | D7603 | A18 X24 | 2 | |
| 13 | 000 096 031 0 | Hollow screw | D7643 | 15 | 1 | |
| 14 | 000 697 798 0 | Cable band | | Min. 7,6x282 | N.B | |
| 14 | 000 689 560 0 | Cable band | | Min. 12,7x510 | N.B | |
| 15 | 000 238 354 0 | Angle union | Iso8434 | Sw-L15 | 1 | |

CLAAS SPARE PARTS LIST

06.09.2008

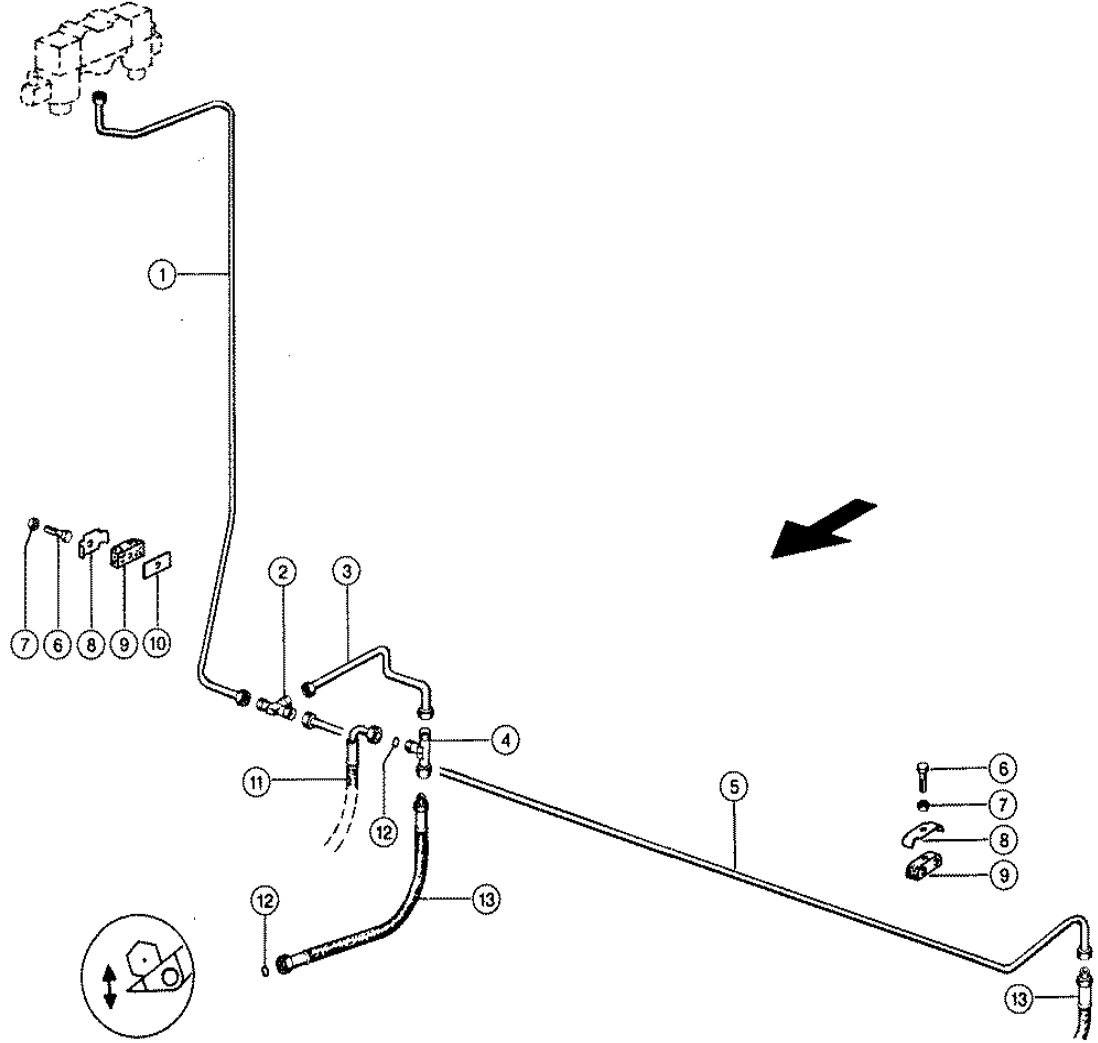
Sheet 1

DOMINATOR 98 VX

Characteristic: **HYDRAULIC LINES, (VALVE BLOCK - UNLOADING TUBE)**

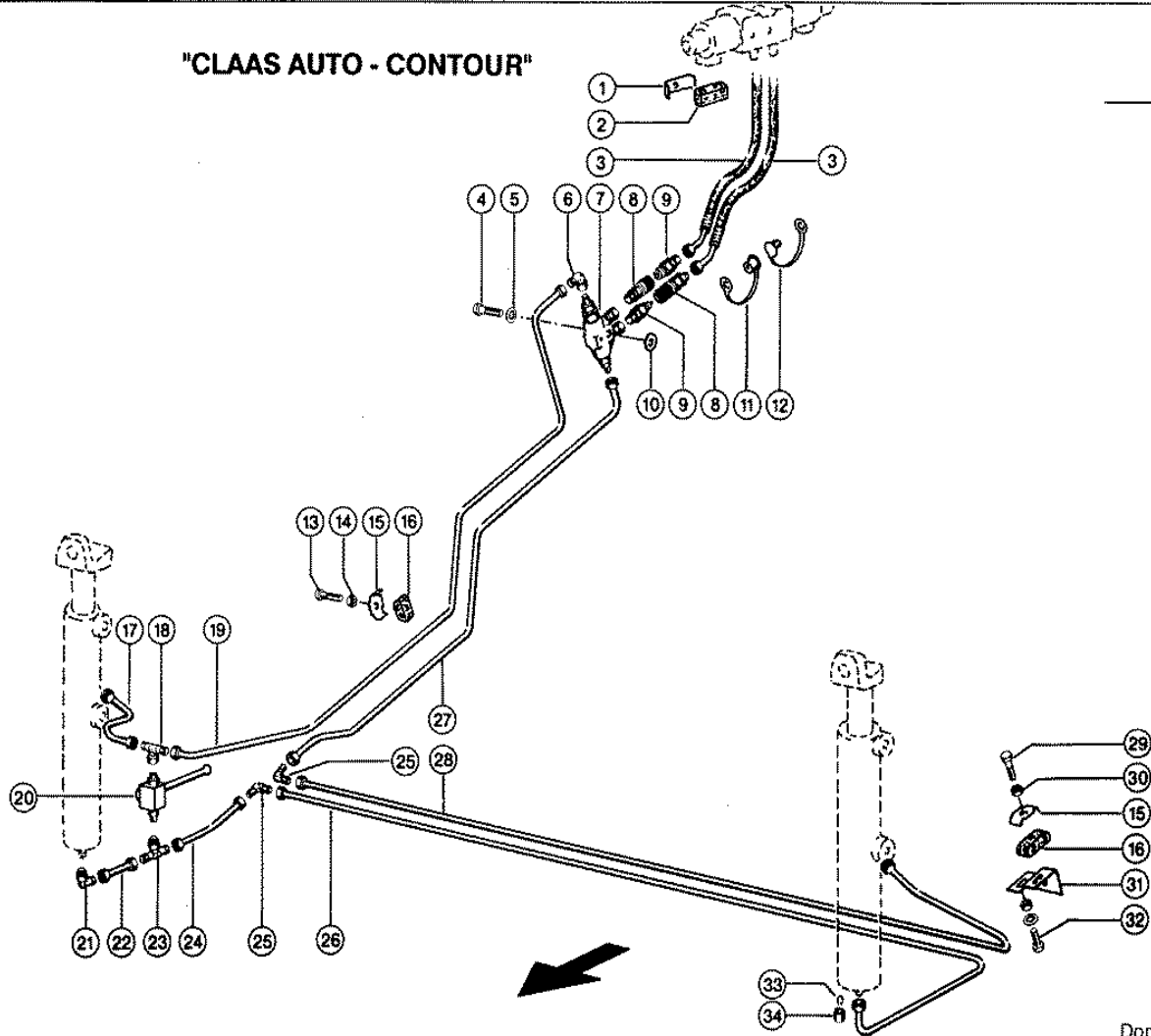
Illustration: **241**

| Pos. | Part-No. | Description | DIN | Dimension | Qty. | Remark |
|------|---------------|-------------------|---------|---------------|------|----------------------------|
| 1 | 000 715 074 1 | Hydr. pipe | | | 1 | |
| 2 | 000 750 784 1 | Union nut | Din3870 | M3 L 8 | N.B | |
| 3 | 000 406 082 1 | Profile ring | | P-R 8l/S | N.B | |
| 4 | 000 238 718 0 | Connect.Union | Iso8434 | S L 8 | 2 | |
| 5 | 000 715 076 0 | Hydr. pipe | | | 1 | |
| 6 | 000 683 254 0 | Attaching Clamp | | Bss 2x18x25x3 | 7 | |
| 7 | 000 683 658 0 | Rubber bearing | | 10/10 | 7 | |
| 8 | 000 715 070 1 | Hydr. pipe | | | 1 | |
| 9 | 000 715 072 0 | Hydr. pipe | | 8x1x985 | 1 | |
| 10 | 000 009 711 1 | Panel | | D 8,1x0,8x0,7 | 1 | |
| 11 | 000 544 520 0 | Hydr.pipe preass. | | | 1 | |
| 12 | 000 656 255 0 | Counter plate | | 25x3x46 | 1 | |
| 13 | 000 544 522 0 | Hydr.pipe preass. | | | 1 | |
| 14 | 000 237 339 0 | Hexagonal screw | Iso4014 | M08x35 | 7 | |
| 15 | 000 238 132 0 | Securing nut | Iso7042 | M08 | 7 | |
| 16 | 000 237 341 0 | Hexagonal screw | Iso4014 | m 8x45 | 1 | |
| 16 | 000 236 170 0 | Hexagonal nut | Iso4032 | M8 | 1 | |
| 16 | 000 239 387 0 | Contact washer | | A 8 | 1 | |
| 17 | 000 643 706 0 | Lock-up valve | | S | 1 | see illustration plate 215 |



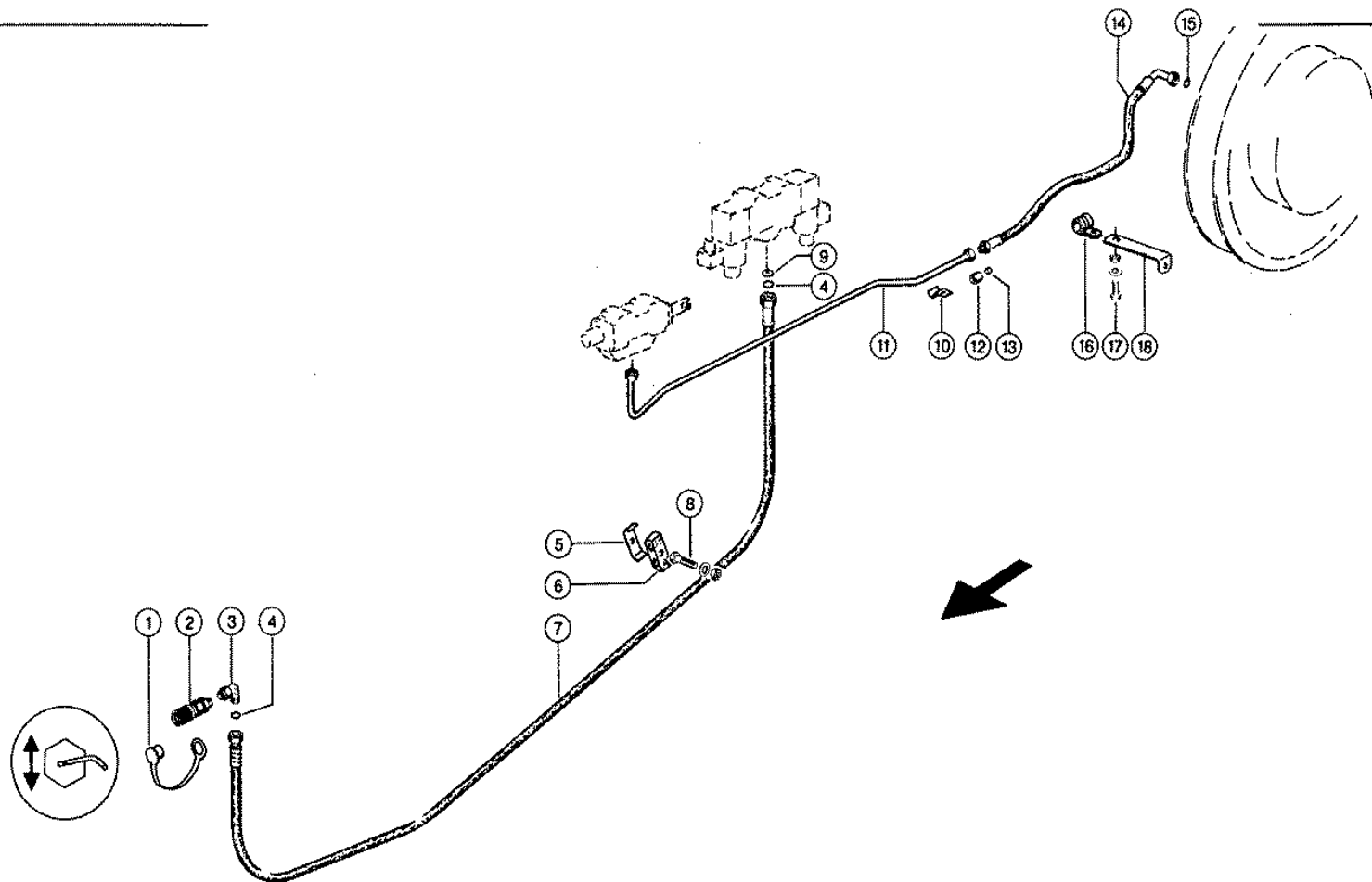
Characteristic: **HYDRAULIC LINES, (VALVE BLOCK - CUTTERBAR)**Illustration: **242**

| Pos. | Part-No. | Description | DIN | Dimension | Qty. | Remark |
|------|---------------|-------------------|---------|---------------|------|----------------------|
| 1 | 000 544 550 0 | Hydr. pipe | | 10x1x1445 | 1 | |
| 2 | 000 238 795 0 | T-Union Support | Iso8434 | 11L10 | 1 | |
| 3 | 000 689 656 0 | Hydr. pipe | | 10x1 X 500 | 1 | |
| 4 | 000 238 890 0 | L union | D3944 | L10 | 1 | only at 3rd cylinder |
| 5 | 000 602 934 1 | Hydr.pipe preass. | | 10x1 X1590 | 1 | |
| 6 | 000 237 339 0 | Hexagonal screw | Iso4014 | M08x35 | 5 | |
| 6 | 000 237 854 0 | Hexagonal screw | Iso4014 | m 8x55 | 2 | |
| 7 | 000 238 132 0 | Securing nut | Iso7042 | M08 | 7 | |
| 8 | 000 683 254 0 | Attaching Clamp | | Bss 2x18x25x3 | 7 | |
| 9 | 000 683 658 0 | Rubber bearing | | 10/10 | 7 | |
| 10 | 000 656 255 0 | Counter plate | | 25x3x46 | 1 | |
| 11 | 000 715 261 0 | Hose pipe | | | 1 | only at 3rd cylinder |
| 12 | 000 211 436 0 | O-ring | Din377 | 17,5 X1,5 | 4 | |
| 13 | 000 683 453 1 | Hose pipe | | | 2 | |



Characteristic: **HYDRAULIC LINES, ("CLAAS AUTO-CONTOUR")**Illustration: **243**

| Pos. | Part-No. | Description | DIN | Dimension | Qty. | Remark |
|------|---------------|-------------------|---------|---------------|------|----------------------------|
| 1 | 000 672 209 0 | Attaching Clamp | | Bss 2x22x25x3 | 1 | |
| 2 | 000 683 659 0 | Rubber bearing | | 15/15 | 1 | |
| 3 | 000 715 006 0 | Hose pipe | | | 2 | |
| - | 000 211 489 0 | O-ring | | 6 X1,5 | 4 | |
| 4 | 000 235 519 0 | Hexagonal screw | Iso4014 | M08x50 | 1 | |
| 5 | 000 239 387 0 | Contact washer | | A 8 | 1 | |
| 6 | 000 238 788 0 | Angle union | D3942 | L 8 | 1 | |
| 7 | 000 697 823 0 | Lock-up valve ass | | S | 1 | see illustration plate 226 |
| 8 | 000 607 232 0 | Fitting | | Dn 6 | 2 | |
| - | 000 238 209 0 | O-ring | D3771 | 17 X2 -N | 2 | |
| - | 000 211 710 0 | Back-up ring | | 17,5x20,9x1 | 2 | |
| 9 | 000 607 231 0 | Coupling | | Dn 6 | 2 | |
| 10 | 000 233 577 0 | Washer | | 8,5x30x5 | 1 | |
| 11 | 000 211 324 0 | Dust cap | | | 2 | |
| 12 | 000 211 323 0 | Dust plug | | | 2 | |
| 13 | 000 244 413 0 | Hexagonal screw | Iso4017 | m 6x35 | 1 | |
| 14 | 000 237 983 0 | Securing nut | Iso7042 | M06 | 1 | |
| 15 | 000 683 254 0 | Attaching Clamp | | Bss 2x18x25x3 | 3 | |
| 16 | 000 683 658 0 | Rubber bearing | | 10/10 | 3 | |
| 17 | 000 667 082 0 | Hydr. pipe | | 8x1x195 | 1 | |
| 18 | 000 239 265 0 | T-union | D3943 | L 8 | 1 | |
| 19 | 000 697 584 0 | Hydr. pipe | | 8x1 X1420 | 1 | |
| 20 | 000 697 801 0 | Ball-type tap | | Dn-8l | 1 | |
| 21 | 000 238 788 0 | Angle union | D3942 | L 8 | 1 | |
| 22 | 000 697 588 0 | Hydr. pipe | | 8x1 X 80 | 1 | |
| 23 | 000 239 265 0 | T-union | D3943 | L 8 | 1 | |
| 24 | 000 697 590 0 | Hydr. pipe | | 8x1 X 140 | 1 | |
| 25 | 000 215 339 0 | Angle union | D3905 | L 8 | 2 | |
| 26 | 000 697 592 0 | Hydr. pipe | | 8x1 X1890 | 1 | |
| 27 | 000 697 596 0 | Hydr. pipe | | 8x1 X 985 | 1 | |
| 28 | 000 697 594 1 | Hydr. pipe | | 8x1x1695 | 1 | |
| 29 | 000 237 339 0 | Hexagonal screw | Iso4014 | M08x35 | 2 | |
| 29 | 000 237 340 0 | Hexagonal screw | Iso4014 | M08x40 | 1 | |
| 30 | 000 238 132 0 | Securing nut | Iso7042 | M08 | 2 | |
| 31 | 000 650 720 0 | Support angle | | 3x60x83,3 | 2 | |
| 32 | 000 236 200 0 | Hexagonal screw | Iso4017 | M08x20 | 2 | |
| 32 | 000 236 170 0 | Hexagonal nut | Iso4032 | M8 | 2 | |
| 32 | 000 239 387 0 | Contact washer | | A 8 | 2 | |
| 33 | 000 406 082 1 | Profile ring | | P-R 8l/S | N.B | |
| 34 | 000 750 784 1 | Union nut | Din3870 | X3 L 8 | N.B | |



Characteristic: **HYDRAULIC LINES, (REEL, DRUM VARIABLE SPEED DRIVE)**

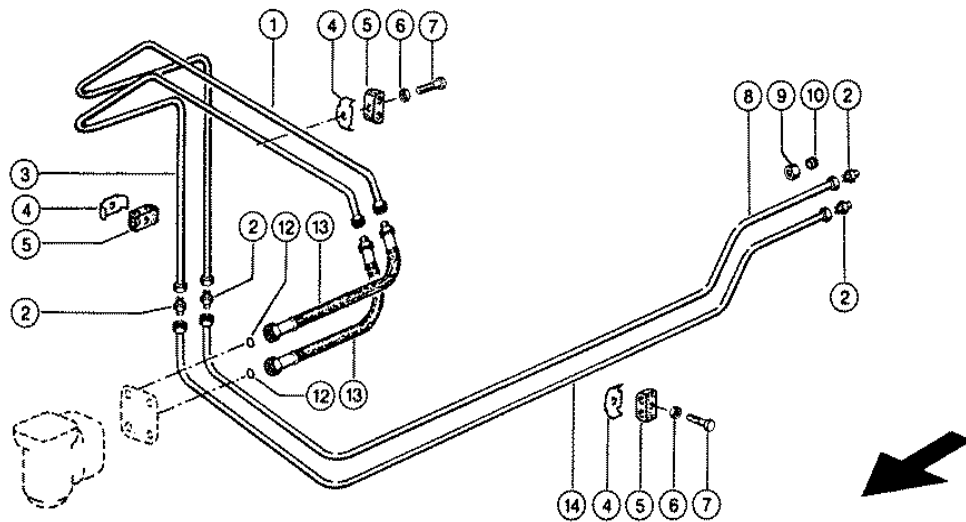
Illustration: **244**

| Pos. | Part-No. | Description | DIN | Dimension | Qty. | Remark |
|------|---------------|-----------------|---------|---------------|------|-------------------|
| 1 | 000 697 905 0 | Dust plug | | Bg1 | 1 | |
| 2 | 000 697 904 0 | Screw plug | | Bg1 Dn6 Ra8 | 1 | |
| 3 | 000 238 788 0 | Angle union | D3942 | L 8 | 1 | |
| 4 | 000 211 489 0 | O-ring | | 6 X1,5 | 2 | |
| 5 | 000 672 209 0 | Attaching Clamp | | Bss 2x22x25x3 | 4 | |
| 6 | 000 683 659 0 | Rubber bearing | | 15/15 | 4 | |
| 7 | 000 715 005 0 | Hose pipe | | | 1 | |
| 8 | 000 237 339 0 | Hexagonal screw | Iso4014 | M08x35 | 4 | |
| 8 | 000 236 170 0 | Hexagonal nut | Iso4032 | M8 | 2 | |
| 8 | 000 239 387 0 | Contact washer | | A 8 | 4 | |
| 9 | 000 607 253 1 | Panel | | D 8,1x1,2x0,7 | 1 | |
| 10 | 000 239 264 0 | Attaching Clamp | | 8x20x2-9 | 1 | |
| 11 | 000 715 082 1 | Hydr. pipe | | | 1 | |
| 12 | 000 750 784 1 | Union nut | Din3870 | M3 L 8 | N.B | |
| 13 | 000 406 082 1 | Profile ring | | P-R 8l/S | N.B | |
| 14 | 000 738 686 0 | Hose pipe | | | 1 | from no. 09308611 |
| 14 | 000 683 451 1 | Hose pipe | | | 1 | to No. 09308610 |
| 15 | 000 211 489 0 | O-ring | | 6 X1,5 | 1 | |
| 16 | 000 812 991 0 | Pipe clamp | Din3016 | D1-15x20 | 1 | |
| 17 | 000 237 466 0 | Hexagonal screw | Iso4017 | M06x20 | 1 | |
| 17 | 000 236 169 0 | Hexagonal nut | Iso4032 | M6 | 1 | |
| 17 | 000 239 386 0 | Contact washer | | A 6 | 1 | |
| 18 | 000 723 910 0 | Support | | 4x25x298 | 1 | |

Characteristic: **HYDRAULIC LINES, (PUMP - STEERING)**

Illustration: **245**

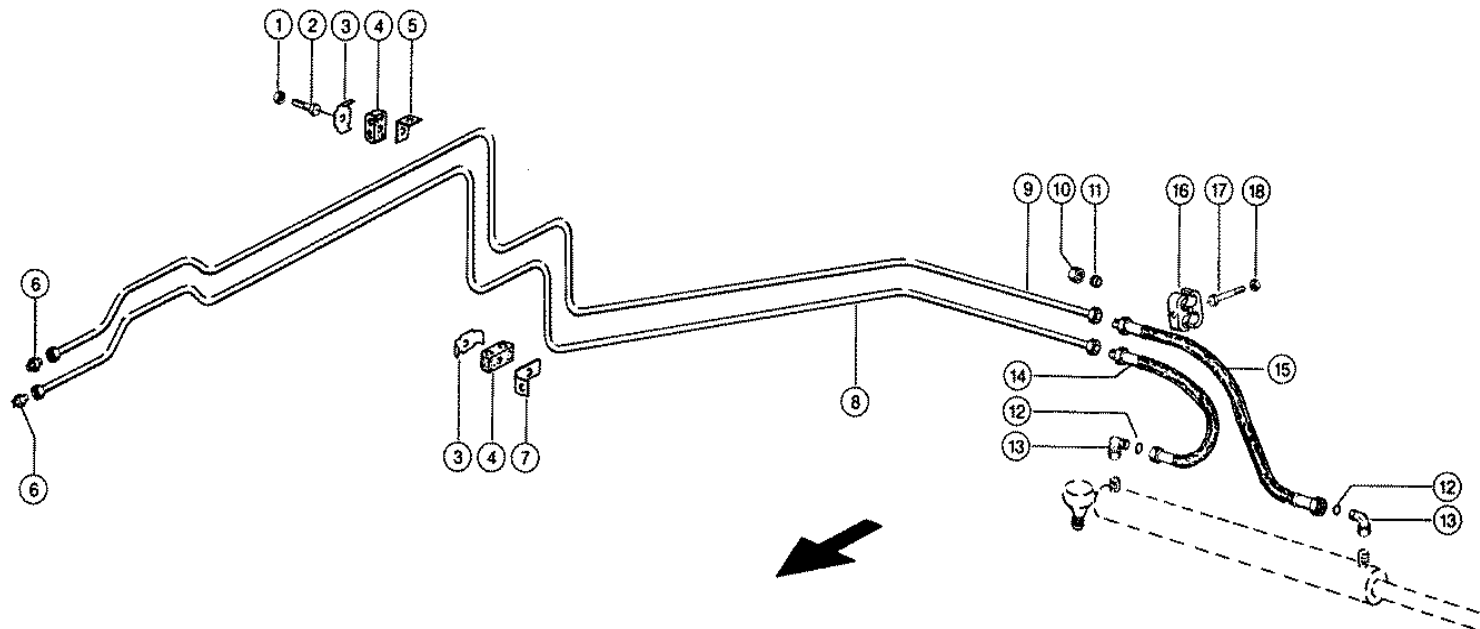
| Pos. | Part-No. | Description | DIN | Dimension | Qty. | Remark |
|------|---------------|-------------------|---------|-----------------|------|--------|
| 1 | 000 211 436 0 | O-ring | Din377 | 17,5 X1,5 | 5 | |
| 2 | 000 715 261 0 | Hose pipe | | | 1 | |
| 3 | 000 697 798 0 | Cable band | | Min. 7,6x282 | 3 | |
| 4 | 000 238 250 0 | Cable ring | | A24x30x3,5 | 1 | |
| 5 | 000 238 890 0 | L union | D3944 | L10 | 1 | |
| 6 | 000 683 656 0 | Mini tester conn. | | Ers.D. 683656.1 | 1 | |
| 7 | 000 544 481 0 | Hose pipe | | | 1 | |
| 8 | 000 633 720 0 | Adapter | | | 1 | |
| 9 | 000 215 515 0 | Non-return valve | | Rhv 10lm-Ed-Oms | 1 | |
| 10 | 000 238 712 0 | Screw-in union | Iso8434 | Std-L10xm14x1,5 | 1 | |
| 11 | 000 215 516 0 | Non-return valve | | Rhz 10lm-Ed-Oms | 1 | |
| 12 | 000 544 480 0 | Hose pipe | | | 1 | |
| 13 | 000 672 209 0 | Attaching Clamp | | Bss 2x22x25x3 | 2 | |
| 14 | 000 683 659 0 | Rubber bearing | | 15/15 | 2 | |
| 15 | 000 238 132 0 | Securing nut | Iso7042 | M08 | 2 | |
| 16 | 000 237 341 0 | Hexagonal screw | Iso4014 | M 8x45 | 2 | |
| 17 | 000 237 442 0 | Hexagonal screw | Iso4017 | M08x25 | 1 | |
| 17 | 000 236 170 0 | Hexagonal nut | Iso4032 | M8 | 1 | |
| 17 | 000 239 387 0 | Contact washer | | A 8 | 1 | |
| 18 | 000 063 324 0 | Angle | | 30x6x223 | 1 | |
| 19 | 000 211 239 0 | Pipe clamp | Din3016 | D1-43x25 | 1 | |
| 20 | 000 090 028 0 | Hexagonal screw | Iso4014 | M10x110 | 1 | |
| 21 | 000 238 693 0 | Angle union | Din3942 | L10 | 1 | |
| 22 | 000 235 508 0 | Hexagonal screw | Iso4014 | M 6x45 | 1 | |
| 22 | 000 236 169 0 | Hexagonal nut | Iso4032 | M6 | 1 | |
| 22 | 000 239 386 0 | Contact washer | | A 6 | 1 | |



Characteristic: **HYDRAULIC LINES, (STEERING - AXLE)**

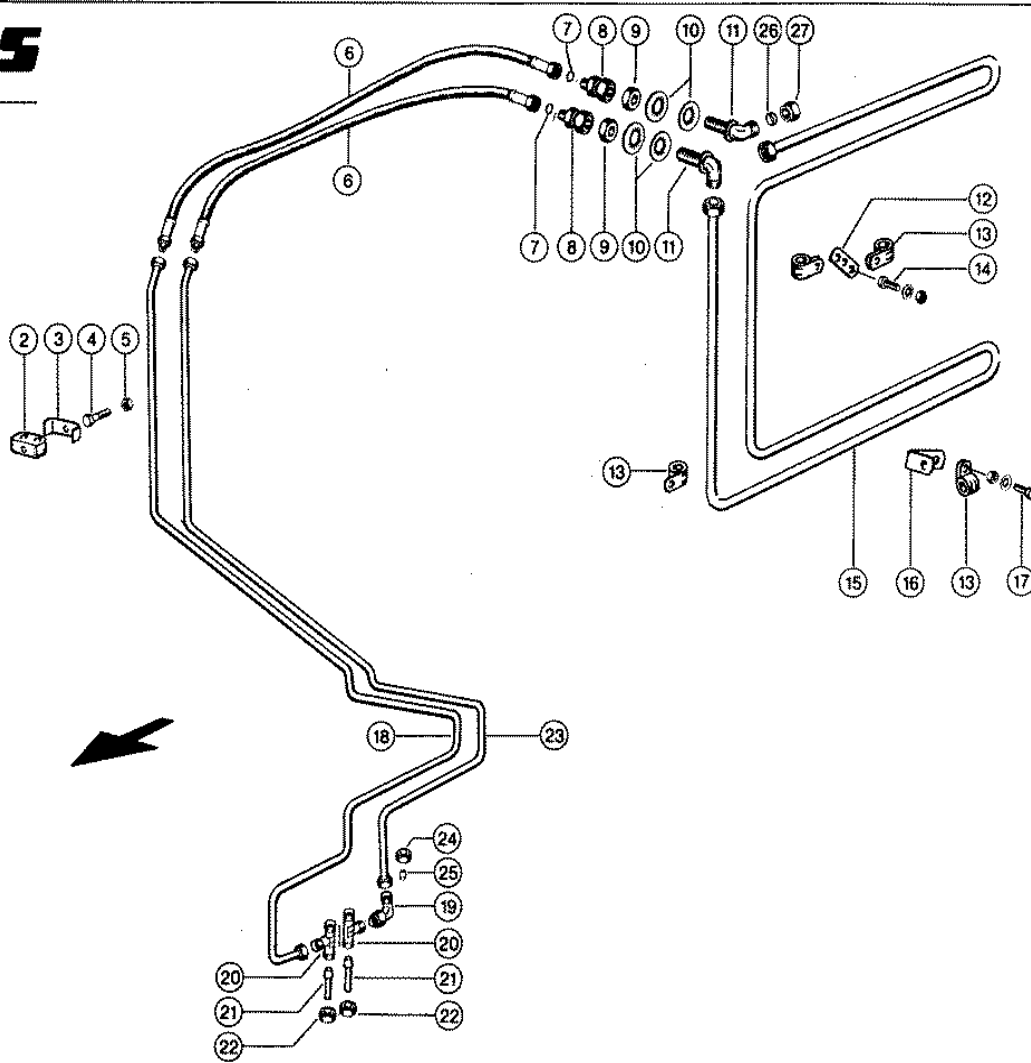
Illustration: **246**

| Pos. | Part-No. | Description | DIN | Dimension | Qty. | Remark |
|------|---------------|-------------------|---------|---------------|------|--------|
| 1 | 000 544 540 0 | Hydr.pipe preass. | | | 1 | |
| 2 | 000 238 707 0 | Connect.Union | Iso8434 | SL10 | 4 | |
| 3 | 000 544 538 0 | Hydr.pipe preass. | | | 1 | |
| 4 | 000 683 254 0 | Attaching Clamp | | Bss 2x18x25x3 | 5 | |
| 5 | 000 683 658 0 | Rubber bearing | | 10/10 | 5 | |
| 6 | 000 238 132 0 | Securing nut | Iso7042 | M08 | 5 | |
| 7 | 000 237 339 0 | Hexagonal screw | Iso4014 | M08x35 | 3 | |
| 7 | 000 237 854 0 | Hexagonal screw | Iso4014 | m 8x55 | 2 | |
| 8 | 000 689 780 0 | Hydr. pipe | | 10x1 X1720 | 1 | |
| 9 | 000 215 482 0 | Union nut | Iso8434 | AB L10 | N.B | |
| 10 | 000 215 481 0 | Profile ring | | P-R10I/S | N.B | |
| 12 | 000 211 436 0 | O-ring | Din3771 | 17,5 X1,5 | 2 | |
| 13 | 000 697 969 0 | Hose pipe | | | 2 | |
| 14 | 000 689 778 0 | Hydr. pipe | | 10x1 X1730 | 1 | |



Characteristic: **HYDRAULIC LINES, (STEERING - AXLE)**Illustration: **247**

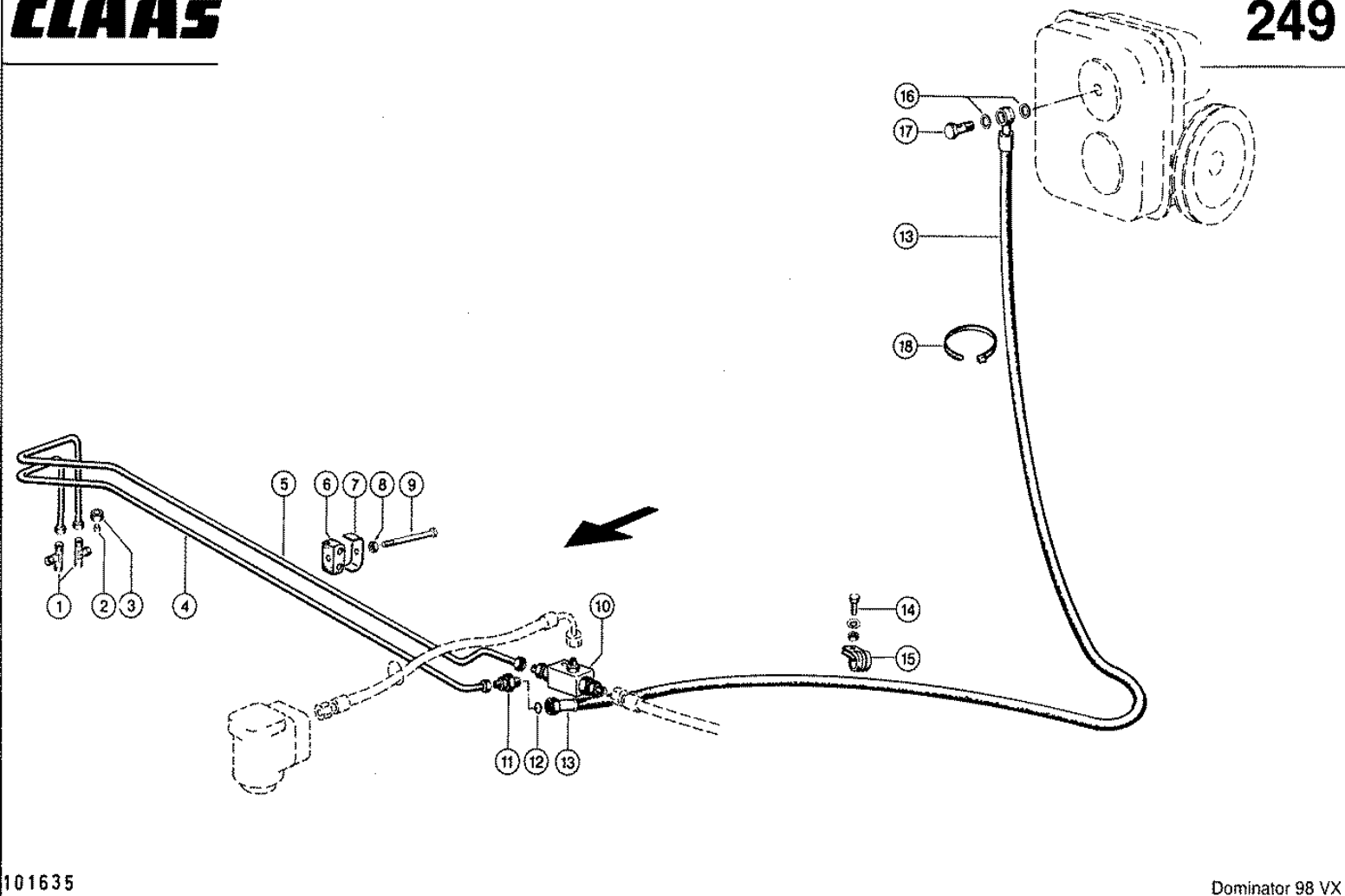
| Pos. | Part-No. | Description | DIN | Dimension | Qty. | Remark |
|------|---------------|-----------------|---------|---------------|------|--------------------------------|
| 1 | 000 238 132 0 | Securing nut | Iso7042 | M08 | 3 | |
| 2 | 000 237 339 0 | Hexagonal screw | Iso4014 | M08x35 | 2 | |
| 2 | 000 237 854 0 | Hexagonal screw | Iso4014 | m 8x55 | 1 | |
| 3 | 000 683 254 0 | Attaching Clamp | | Bss 2x18x25x3 | 4 | |
| 4 | 000 683 658 0 | Rubber bearing | | 10/10 | 4 | |
| 5 | 000 750 438 1 | Angle | | 45x30x5x30 | 2 | |
| 6 | 000 238 707 0 | Connect.Union | Iso8434 | S-L10 | 2 | |
| 7 | 000 713 846 0 | Support angle | | 25x5x82 | 1 | |
| 8 | 000 689 882 0 | Hydr. pipe | | 10x1 X3150 | 1 | |
| 9 | 000 689 884 0 | Hydr. pipe | | 10x1 X3150 | 1 | |
| 10 | 000 215 482 0 | Union nut | Iso8434 | AB L10 | N.B | |
| 11 | 000 215 481 0 | Profile ring | | P-R10I/S | N.B | |
| 12 | 000 211 436 0 | O-ring | Din3771 | 17,5 X1,5 | 2 | |
| 13 | 000 238 693 0 | Angle union | Din3942 | L10 | 2 | at 2.05 m steering axle |
| 13 | 000 238 693 0 | Angle union | Din3942 | L10 | 1 | at adjustable |
| | | | | | | Leading axle (outer side) |
| | | | | | | not for a tractor with 4 axles |
| 14 | 000 679 476 1 | Hose pipe | | | 1 | at 2.05 m steering axle |
| 14 | 000 679 462 1 | Hose pipe | | | 1 | at adjustable |
| | | | | | | Leading axle + 4 - Trac |
| 15 | 000 683 453 1 | Hose pipe | | | 1 | at 2.05 m steering axle |
| 15 | 000 689 862 0 | Hose pipe | | | 1 | at adjustable axle |
| 15 | 000 689 550 0 | Hose pipe | | | 1 | at 4-Trac axle |
| 16 | 000 697 959 0 | Double clamp | | Lng 3 15/15 | 1 | |
| 17 | 000 237 333 0 | Hexagonal screw | Iso4014 | M06x35 | 1 | |
| 18 | 000 237 983 0 | Securing nut | Iso7042 | M06 | 1 | |



Characteristic: **HYDRAULIC LINES, (COOLING PIPES)**

Illustration: **248**

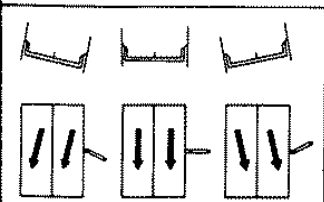
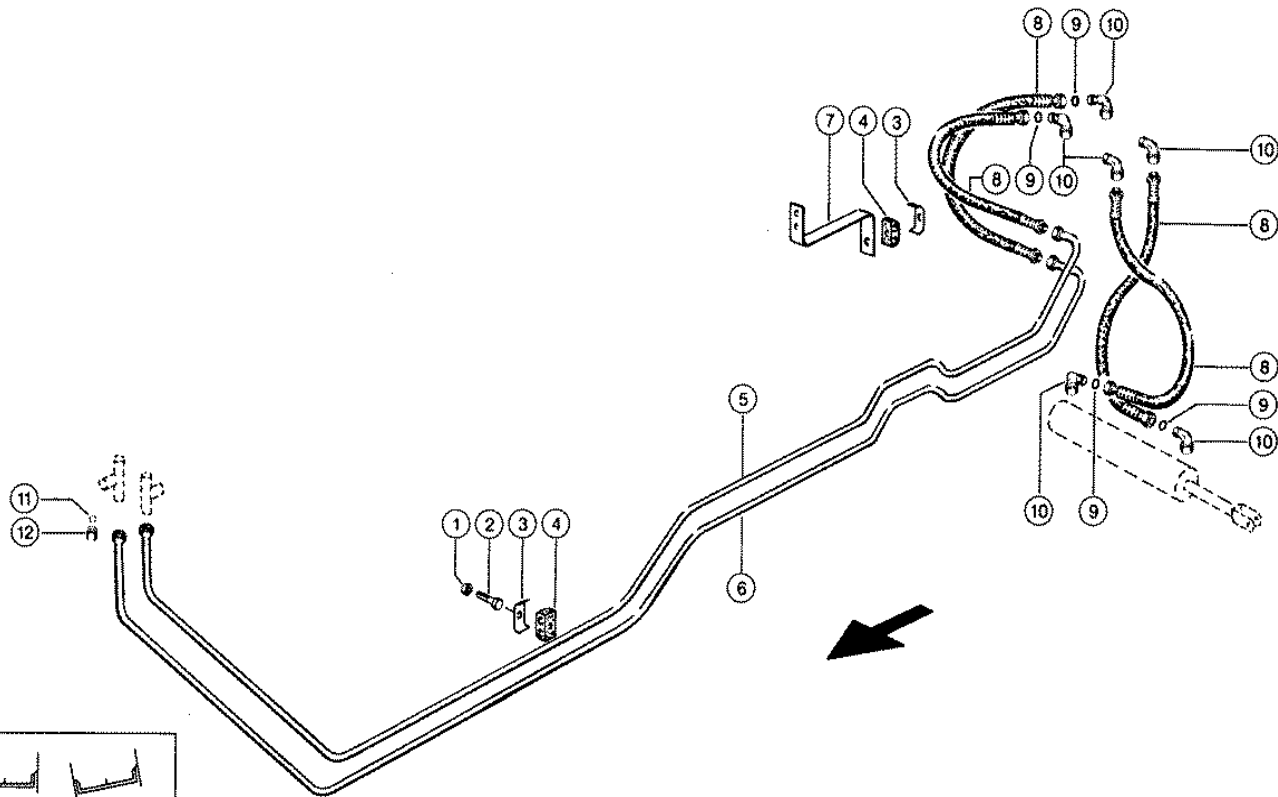
| Pos. | Part-No. | Description | DIN | Dimension | Qty. | Remark |
|------|---------------|-------------------|---------|----------------|------|----------------|
| 2 | 000 683 658 0 | Rubber bearing | | 10/10 | 3 | |
| 3 | 000 683 254 0 | Attaching Clamp | | Bss 2x18x25x3 | 3 | |
| 4 | 000 237 339 0 | Hexagonal screw | Iso4014 | M08x35 | 3 | |
| 5 | 000 238 132 0 | Securing nut | Iso7042 | M08 | 3 | |
| 6 | 000 683 453 1 | Hose pipe | | | 2 | |
| 7 | 000 211 436 0 | O-ring | Din3771 | 17,5 X1,5 | 2 | |
| 8 | 000 238 719 0 | Reducing adapter | | Res-L15/10-Oms | 2 | |
| 9 | 000 215 103 0 | Hexagonal nut | D80705 | M22x1,5 | 2 | |
| 10 | 000 234 344 0 | Washer | | 23 X 37 X3 | 4 | |
| 11 | 000 215 102 0 | Two-way connector | D3911 | L15 | 2 | |
| 12 | 000 659 959 1 | Strip | | 20x3x50 | 1 | |
| 13 | 000 812 991 0 | Pipe clamp | Din3016 | D1 -15x20 | 4 | |
| 14 | 000 237 466 0 | Hexagonal screw | Iso4017 | M06x20 | 2 | |
| 14 | 000 236 169 0 | Hexagonal nut | Iso4032 | M6 | 2 | |
| 14 | 000 239 386 0 | Contact washer | | A 6 | 2 | |
| 15 | 000 689 814 0 | Hydr. pipe | | 15x1 X3100 | 1 | |
| 16 | 000 689 255 0 | Support angle | | 4x25x120 | 1 | |
| 17 | 000 236 200 0 | Hexagonal screw | Iso4017 | M08x20 | 2 | |
| 17 | 000 236 170 0 | Hexagonal nut | Iso4032 | M8 | 2 | |
| 17 | 000 239 387 0 | Contact washer | | A 8 | 2 | |
| 18 | 000 697 836 0 | Hydr. pipe | | 10x1 X2105 | 1 | |
| 19 | 000 238 693 0 | Angle union | Din3942 | L10 | 1 | |
| 20 | 000 238 795 0 | T-Union Support | Iso8434 | T1-L10 | 2 | |
| 21 | 000 689 563 0 | Plug | | D13,1x70 | 2 | not at "3 - D" |
| 22 | 000 215 482 0 | Union nut | Iso8434 | AB L10 | 2 | not at "3 - D" |
| 23 | 000 697 838 0 | Hydr. pipe | | 10x1 X1900 | 1 | |
| 24 | 000 215 482 0 | Union nut | Iso8434 | AB L10 | N.B | |
| 25 | 000 215 481 0 | Profile ring | | P-R10I/S | N.B | |
| 26 | 000 633 590 1 | Profile ring | | P-R15I | N.B | |
| 27 | 000 633 589 1 | Union nut | D3870 | A3 L15 | N.B | |



Characteristic: **HYDRAULIC LINES, (STEERING - FILTER)**

Illustration: **249**

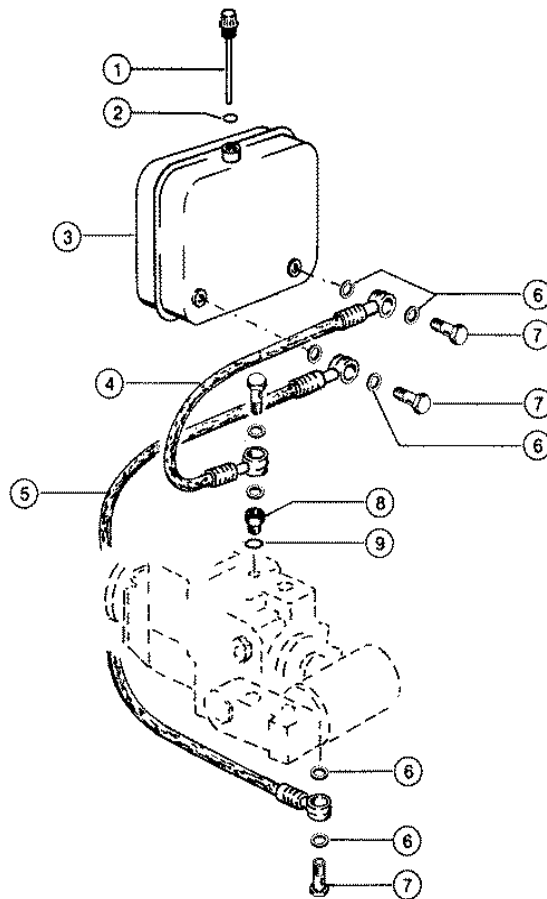
| Pos. | Part-No. | Description | DIN | Dimension | Qty. | Remark |
|------|---------------|-------------------|---------|---------------|------|----------------------------|
| 1 | 000 238 795 0 | T-Union Support | Iso8434 | T1L10 | 2 | |
| 2 | 000 215 481 0 | Profile ring | | P-R10/S | N.B | |
| 3 | 000 215 482 0 | Union nut | Iso8434 | A3 L10 | N.B | |
| 4 | 000 544 548 0 | Hydr.pipe preass. | | | 1 | |
| 5 | 000 544 546 0 | Hydr.pipe preass. | | | 1 | |
| 6 | 000 683 658 0 | Rubber bearing | | 10/10 | 4 | |
| 7 | 000 683 254 0 | Attaching Clamp | | Bss 2x18x25x3 | 4 | |
| 8 | 000 238 132 0 | Securing nut | Iso7042 | M08 | 4 | |
| 9 | 000 235 526 0 | Hexagonal screw | Iso4014 | M 8x100 | 2 | |
| 9 | 000 238 015 0 | Hexagonal screw | Iso4014 | M08x90 | 2 | |
| 10 | 000 633 720 0 | Adapter | | | 1 | see illustration plate 245 |
| 11 | 000 215 454 0 | Reducing adapter | | Xgr 15/10-L | 1 | |
| 12 | 000 211 091 2 | O-ring | | 12 X 2 Nbr 80 | 1 | |
| 13 | 000 544 483 0 | Hose pipe | | | 1 | |
| 14 | 000 236 200 0 | Hexagonal screw | Iso4017 | M08x20 | 1 | |
| 14 | 000 236 170 0 | Hexagonal nut | Iso4032 | M8 | 1 | |
| 14 | 000 239 387 0 | Contact washer | | A 8 | 1 | |
| 15 | 000 215 226 0 | Pipe clamp | Din3018 | D1-21x20 | 2 | |
| 16 | 000 633 031 0 | Seal ring | D7603 | A18 X24 | 2 | |
| 17 | 000 096 031 0 | Hollow screw | D7643 | 15 | 1 | |
| 18 | 000 697 798 0 | Cable band | | Min. 7,6x282 | 3 | |
| 18 | 000 689 560 0 | Cable band | | Min. 12,7x510 | 2 | |



101636

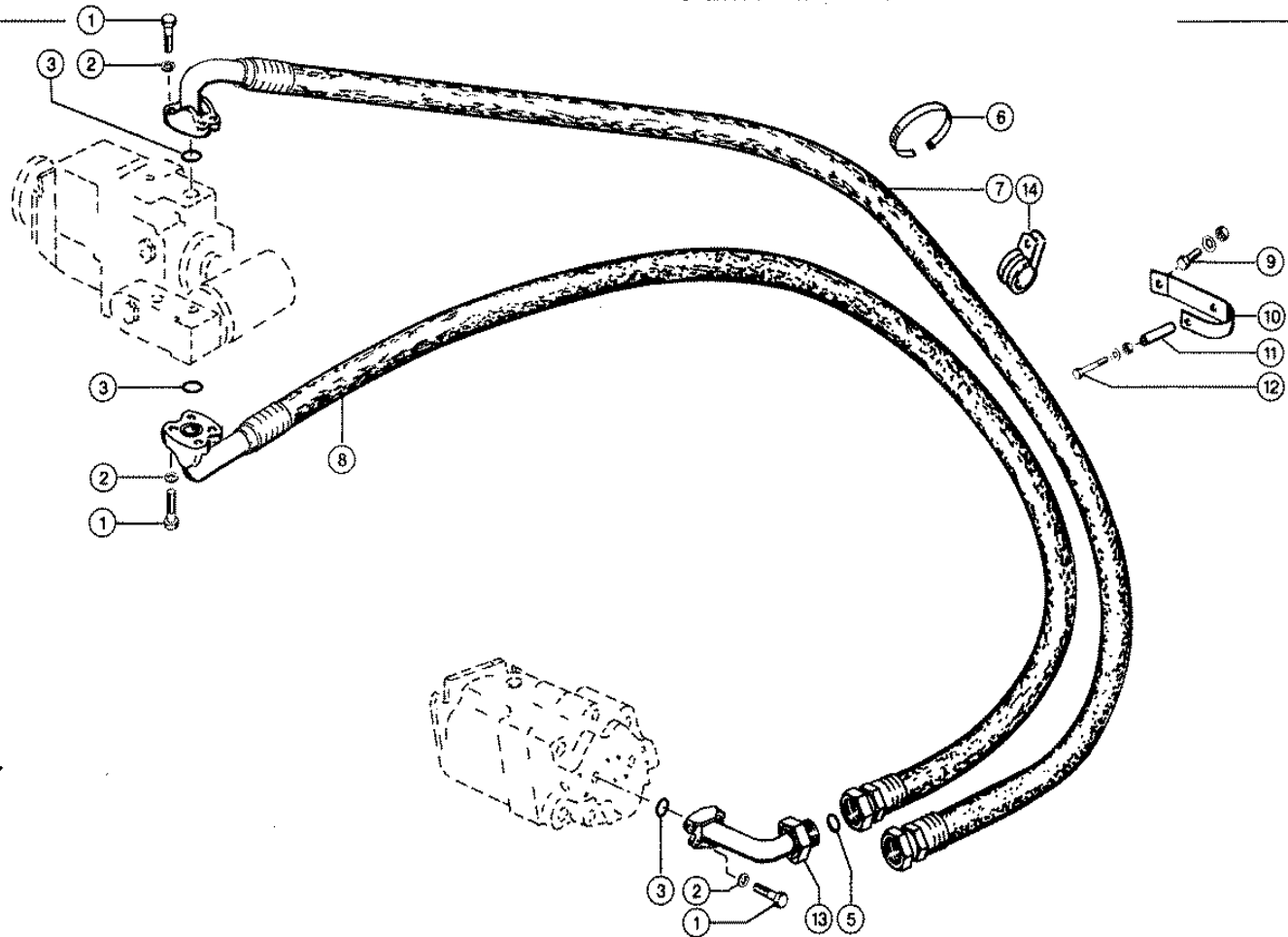
Characteristic: **HYDRAULIC LINES, ("3 - D" CONTROL)**Illustration: **250**

| Pos. | Part-No. | Description | DIN | Dimension | Qty. | Remark |
|------|---------------|-----------------|---------|---------------|------|--------|
| 1 | 000 238 132 0 | Securing nut | Iso7042 | M08 | 6 | |
| 2 | 000 237 339 0 | Hexagonal screw | Iso4014 | M08x35 | 2 | |
| 2 | 000 237 854 0 | Hexagonal screw | Iso4014 | m 8x55 | 4 | |
| 3 | 000 683 254 0 | Attaching Clamp | | Bss 2x18x25x3 | 6 | |
| 4 | 000 683 658 0 | Rubber bearing | | 10/10 | 6 | |
| 5 | 000 689 888 0 | Hydr. pipe | | 10x1 X2830 | 1 | |
| 6 | 000 689 886 0 | Hydr. pipe | | 10x1 X2870 | 1 | |
| 7 | 000 689 554 1 | Support | | 30x6x293,5 | 1 | |
| 8 | 000 679 476 1 | Hose pipe | | | 4 | |
| 9 | 000 211 436 0 | O-ring | Din3771 | 17,5 X1,5 | 4 | |
| 10 | 000 238 693 0 | Angle union | Din3942 | L10 | 6 | |
| 11 | 000 215 481 0 | Profile ring | | P-R10I/S | N.B | |
| 12 | 000 215 482 0 | Union nut | Iso8434 | AB L10 | N.B | |



Characteristic: **HYDRAULIC LINES, GROUND DRIVE -SAUER-**Illustration: **251**

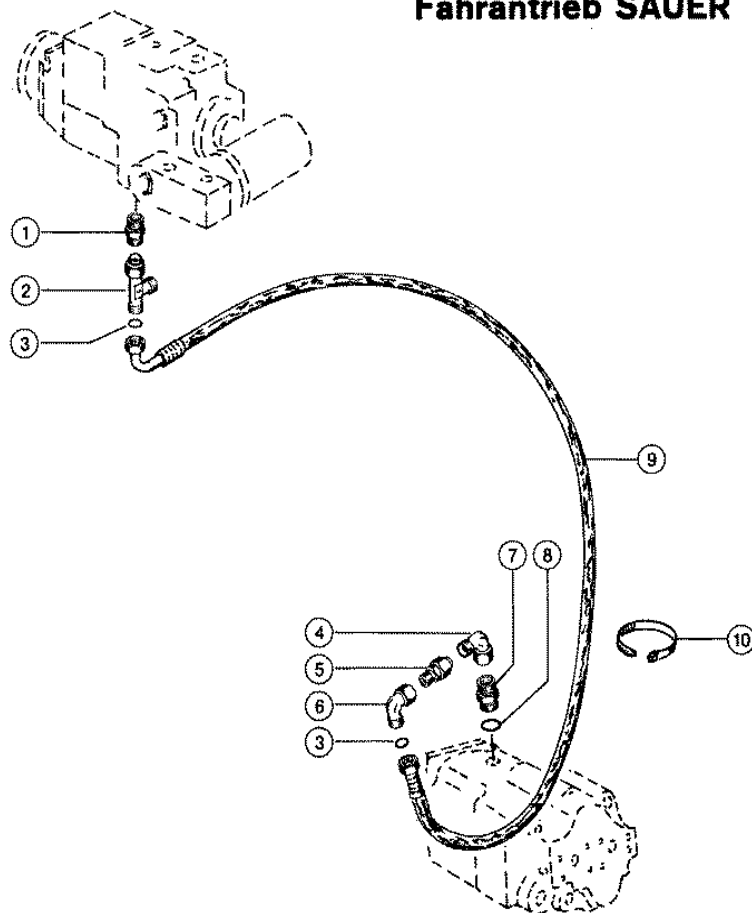
| Pos. | Part-No. | Description | DIN | Dimension | Qty. | Remark |
|------|---------------|------------------|--------|-----------------|------|----------|
| 1 | 000 683 413 1 | Aeration filter | | Peilst. 100-125 | 1 | |
| 2 | 000 766 610 0 | O-ring | D3771 | 19 X3,5 -N | 1 | |
| 3 | 000 694 033 0 | Hydraulic tank | | | 1 | |
| 4 | 000 544 488 0 | Hose pipe | | | 1 | 470 long |
| 5 | 000 544 489 0 | Hose pipe | | | 1 | 770 long |
| 6 | 000 633 031 0 | Seal ring | D7603 | A18 X24 | 8 | |
| 7 | 000 096 031 0 | Hollow screw | D7643 | 15 | 4 | |
| 8 | 000 656 729 0 | Reducing adapter | | 1 1/16xm18x1,5 | 1 | |
| 9 | 000 212 049 0 | O-ring | Din377 | 23,47x2,95-N | 1 | |



Characteristic: **HYDRAULIC LINES, GROUND DRIVE -SAUER-**

Illustration: **252**

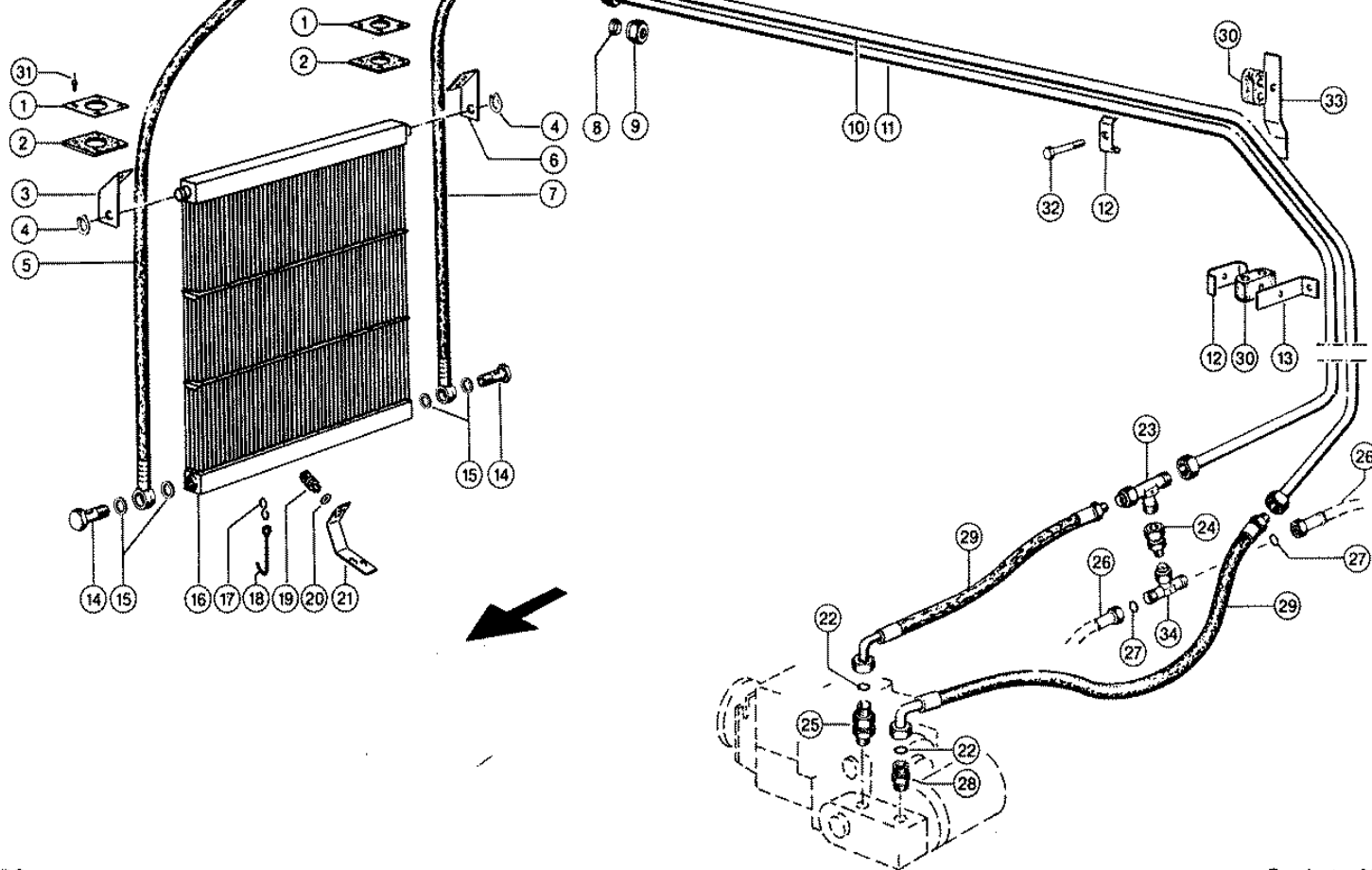
| Pos. | Part-No. | Description | DIN | Dimension | Qty. | Remark |
|------|---------------|-----------------|---------|----------------|------|--------|
| 1 | 000 215 559 0 | Hexagonal screw | | 7/16-14x1 5/8 | 16 | |
| 2 | 000 215 560 0 | Spring washer | D128 | 11,3x19,7x3,65 | 16 | |
| 3 | 000 238 408 0 | O-ring | D3771 | 32,9 X3,5 -N | 4 | |
| 5 | 000 133 487 0 | O-ring | D3771 | 27 X2,5 -N | 2 | |
| 6 | 000 689 560 0 | Cable band | | Min. 12,7x510 | 3 | |
| 7 | 000 544 492 0 | Hose pipe | | | 1 | |
| 8 | 000 544 491 0 | Hose pipe | | | 1 | |
| 9 | 000 237 383 0 | Hexagonal screw | Iso4017 | M10x25 | 2 | |
| 9 | 000 236 171 0 | Hexagonal nut | Iso4032 | M10 | 2 | |
| 9 | 000 239 388 0 | Contact washer | | A10 | 2 | |
| 10 | 000 697 814 0 | Support | | 4x30x308 | 2 | |
| 11 | 000 660 609 0 | Tube | | 10 X1 X 40 | 2 | |
| 12 | 000 237 800 0 | Hexagonal screw | Iso4014 | M06x60 | 2 | |
| 12 | 000 236 169 0 | Hexagonal nut | Iso4032 | M6 | 2 | |
| 12 | 000 239 386 0 | Contact washer | | A 6 | 2 | |
| 13 | 000 697 821 0 | Flange mounting | | Dn25 Sä 1 | 2 | |
| 14 | 000 812 991 0 | Pipe clamp | Din3016 | Ø1-15x20 | 1 | |



Characteristic: **HYDRAULIC LINES, GROUND DRIVE -SAUER-**Illustration: **253**

| Pos. | Part-No. | Description | DIN | Dimension | Qty. | Remark |
|------|---------------|------------------|---------|------------------|------|-------------------------|
| 1 | 000 238 799 0 | Screw-in union | Iso8434 | Stds-L18-M22x1,5 | 2 | |
| 2 | 000 238 899 0 | L union | Iso8434 | Swrt-L18 | 1 | low pressure connection |
| 3 | 000 180 098 0 | O-ring | D3771 | 15x2 -N | 2 | |
| 4 | 000 238 398 0 | Angle union | D3952 | L22 | 1 | |
| 5 | 000 215 187 0 | Reducing adapter | | Res-L22/18-Oms | 1 | |
| 6 | 000 238 802 0 | Angle union | D3952 | L18 | 1 | |
| 7 | 000 215 561 0 | Union | Iso8434 | Stds-L22x1 1/16- | 1 | |
| 8 | 000 211 460 0 | O-ring | D3771 | 23,47x2,95-N | 1 | |
| 9 | 000 689 549 1 | Hose pipe | | | 1 | |
| 10 | 000 689 560 0 | Cable band | | Min. 12,7x510 | 1 | |

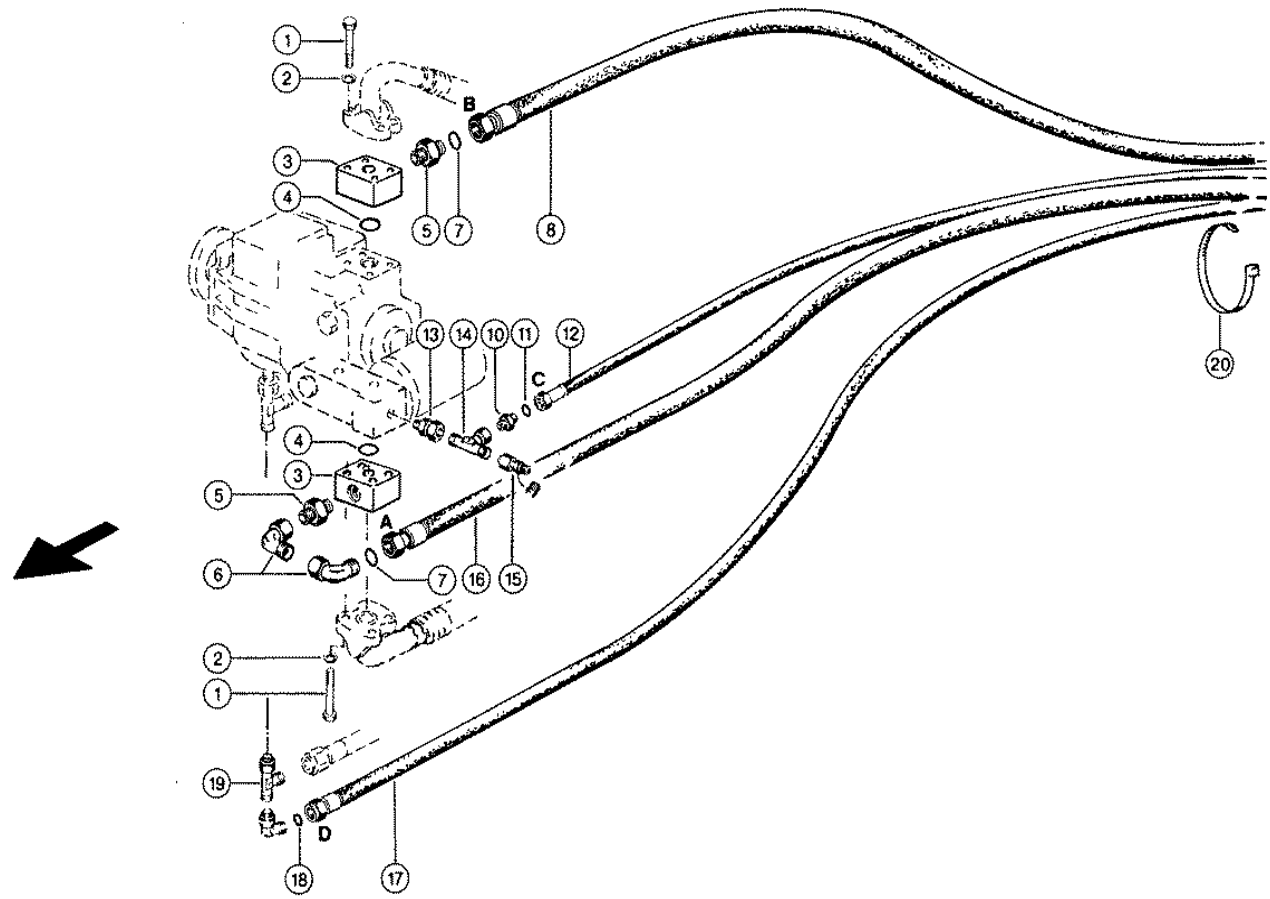
Fahrantrieb SAUER



Characteristic: **HYDRAULIC LINES, GROUND DRIVE -SAUER-**

Illustration: **254**

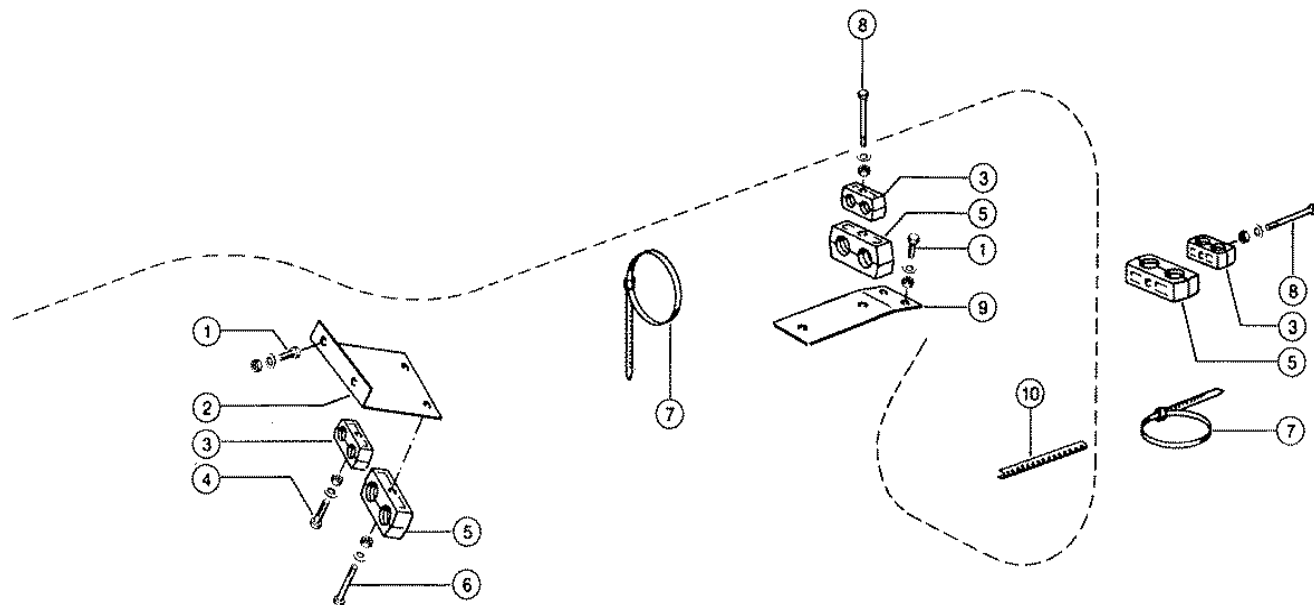
| Pos. | Part-No. | Description | DIN | Dimension | Qty. | Remark |
|------|---------------|-------------------|---------|------------------|------|-------------------------|
| 1 | 000 643 269 0 | Sealed plate | | 1,5x70x70 | 2 | |
| 2 | 000 649 131 0 | Sealing plate | | | 2 | |
| 3 | 000 750 990 0 | Support | | 4x40x121,4 | 1 | |
| 4 | 000 235 155 0 | Circlip | D471 | 20x1,2 | 2 | |
| 5 | 000 689 541 0 | Hose pipe | | | 1 | |
| 6 | 000 750 989 0 | Support | | 4x40x121,5 | 1 | |
| 7 | 000 689 540 0 | Hose pipe | | | 1 | |
| 8 | 000 408 619 1 | Profile ring | | P-R18l | N.B | |
| 9 | 000 234 515 1 | Union nut | Din3870 | A3 L18 | N.B | |
| 10 | 000 697 830 0 | Hydr. pipe | | 18x1,5x2290 | 1 | |
| 11 | 000 697 832 0 | Hydr. pipe | | 18x1,5x2050 | 1 | |
| 12 | 000 689 237 0 | Attaching Clamp | | 2x25x25x3 | 3 | |
| 13 | 000 713 845 1 | Support angle | | 25x5x130 | 1 | |
| 14 | 000 215 035 0 | Hollow screw | D7643 | 18 | 2 | |
| 15 | 000 633 032 0 | Seal ring | D7603 | W.Ers.D.6330321 | 4 | |
| 16 | 000 606 135 1 | Oil cooler | | | 1 | at Merced. Om 366 La |
| 16 | 000 750 986 2 | Oil cooler | | Mega/Dominator | 1 | at Perkins 1006-60T |
| 17 | 000 967 897 0 | S-hook | | D 5 | 2 | |
| 18 | 000 649 185 1 | Hook in eyelet | | D6x229 | 1 | |
| 19 | 000 606 163 0 | Locking pin | | 7,74- 8,49kl-L | 1 | |
| 20 | 000 601 243 0 | Support washer | | 10,8x25x0,6 | 1 | |
| 21 | 000 657 804 0 | Counter holder | | | 1 | |
| 22 | 000 180 098 0 | O-ring | D3771 | 15x2 -N | 2 | |
| 23 | 000 238 899 0 | L union | Iso8434 | Swrt-L18 | 1 | low pressure connection |
| 24 | 000 656 864 0 | Throttle screwing | | S | 1 | |
| 25 | 000 215 907 0 | Non-return valve | | Rhv 18lm-Ed-Oms | 1 | |
| 26 | 000 667 105 0 | Hose pipe | | | 2 | |
| 27 | 000 211 436 0 | O-ring | Din3771 | 17,5 X1,5 | 2 | |
| 28 | 000 238 799 0 | Screw-in union | Iso8434 | Stds-L18-M22x1,5 | 1 | |
| 29 | 000 544 487 0 | Hose pipe | | | 2 | |
| 30 | 000 607 178 0 | Rubber bearing | | 18/18 | 3 | |
| 31 | 000 238 018 1 | Rivet | D7337 | A 4,0x10 | 8 | |
| 32 | 000 237 341 0 | Hexagonal screw | Iso4014 | m 8x45 | 3 | |
| 33 | 000 697 804 0 | Support | | | 2 | |



Characteristic: **CLAAS 4-TRAC-SYSTEM**

Illustration: **255**

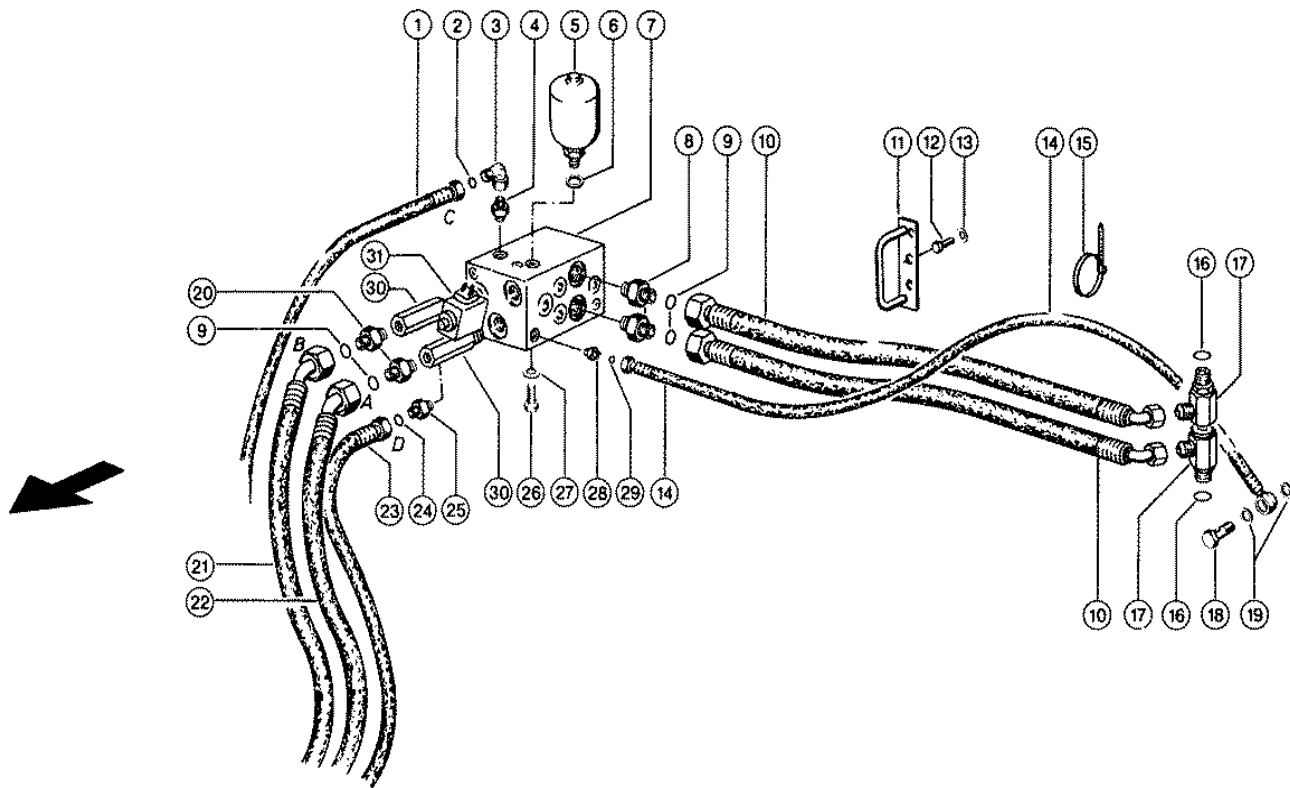
| Pos. | Part-No. | Description | DIN | Dimension | Qty. | Remark |
|------|---------------|-------------------|----------|-----------------|------|--------|
| 1 | 000 215 624 0 | Hexagonal screw | Ansib187 | 16-14x3 3/4 | 8 | |
| 2 | 000 215 560 0 | Spring washer | D128 | 11,3x19,7x3,65 | 8 | |
| 3 | 000 738 788 0 | Intermed. flange | | Sä 1" 6000psi | 2 | |
| 4 | 000 238 408 0 | O-ring | D3771 | 32,9 X3,5 -N | 2 | |
| 5 | 000 215 836 0 | Screw-in union | Iso8434 | Std-S25xm33x2- | 2 | |
| 6 | 000 238 424 0 | Angle union | D3952 | S25 W.Ers.D.249 | 2 | |
| 7 | 000 233 667 0 | O-ring | Din3771 | 20,3 X2,4 -N | 4 | |
| 8 | 000 689 853 0 | Hose pipe | | | 1 | |
| 10 | 000 215 454 0 | Reducing adapter | | Xgr 15/10-L | 1 | |
| 11 | 000 211 091 2 | O-ring | | 12 X 2 Nbr 80 | 2 | |
| 12 | 000 697 968 0 | Hose pipe | | | 1 | |
| 13 | 000 239 149 0 | Union | D3955 | L10e/Wd-m | 1 | |
| 14 | 000 239 039 0 | T-union | Din3943 | L10 | 1 | |
| 15 | 000 683 656 1 | Mini tester conn. | | L10-M16x1,5 - 1 | 1 | |
| 16 | 000 689 852 0 | Hose pipe | | | 1 | |
| 17 | 000 689 855 1 | Hose pipe | | | 1 | |
| 18 | 000 180 098 0 | O-ring | D3771 | 15x2 -N | 2 | |
| 19 | 000 238 899 0 | L union | Iso8434 | Swrt-L18 | 1 | |
| 20 | 000 689 560 0 | Cable band | | Min. 12,7x510 | 15 | |



Characteristic: **CLAAS 4-TRAC-SYSTEM**

Illustration: **256**

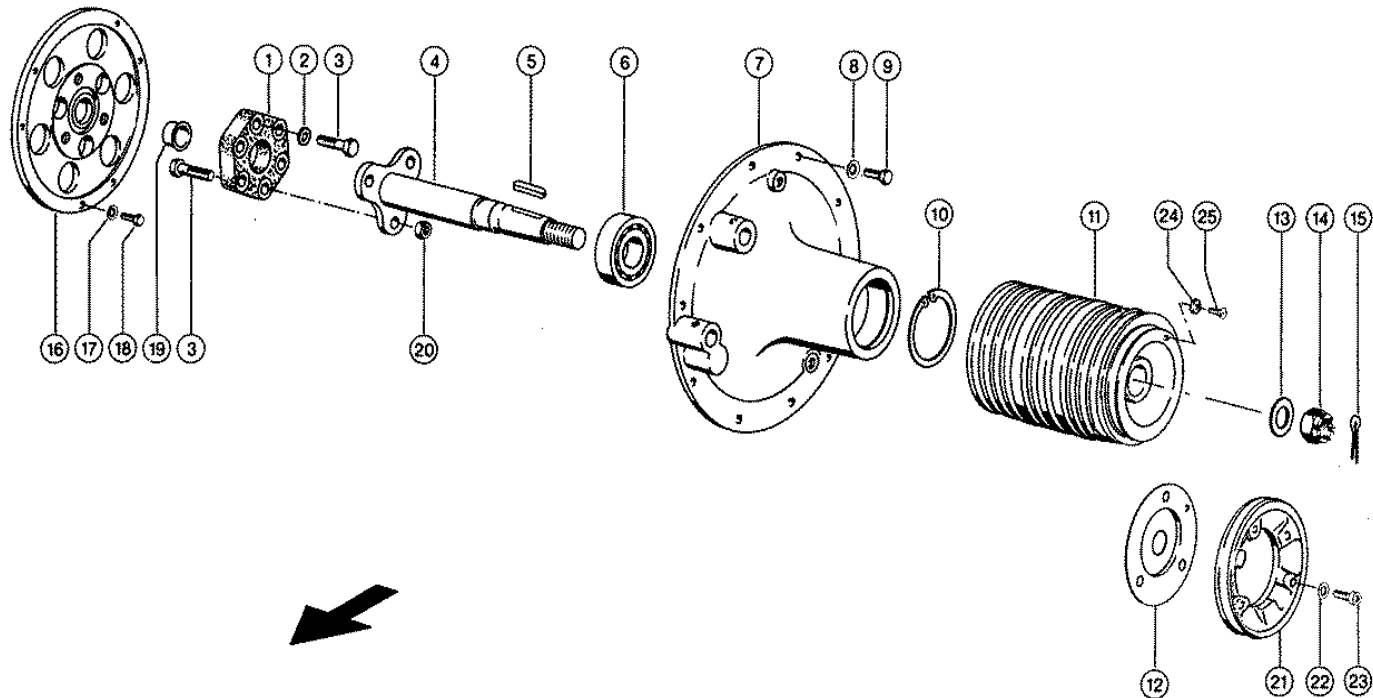
| Pos. | Part-No. | Description | DIN | Dimension | Qty. | Remark |
|------|---------------|-------------------|---------|-----------------|------|----------|
| 1 | 000 236 200 0 | Hexagonal screw | Iso4017 | M08x20 | 4 | |
| 1 | 000 236 170 0 | Hexagonal nut | Iso4032 | M8 | 4 | |
| 1 | 000 239 387 0 | Contact washer | | A 8 | 4 | |
| 2 | 000 689 161 0 | Supporting plate | | 3x165x235 | 1 | |
| 3 | 000 689 060 0 | Double clamp | Din3015 | 23Kp-3-R-25-25- | 4 | |
| 4 | 000 237 854 0 | Hexagonal screw | Iso4014 | m 8x55 | 1 | |
| 4 | 000 236 170 0 | Hexagonal nut | Iso4032 | M8 | 1 | |
| 4 | 000 239 387 0 | Contact washer | | A 8 | 1 | |
| 5 | 000 689 819 0 | Double clamp | Din3015 | 23Kp-5-R-32-32- | 4 | |
| 6 | 000 237 870 0 | Hexagonal screw | Iso4014 | m 8x75 | 1 | |
| 6 | 000 236 170 0 | Hexagonal nut | Iso4032 | M8 | 1 | |
| 6 | 000 239 387 0 | Contact washer | | A 8 | 1 | |
| 7 | 000 689 560 0 | Cable band | | Min. 12,7x510 | 15 | |
| 8 | 000 239 027 0 | Hexagonal screw | Iso4014 | m 8x115 | 3 | |
| 8 | 000 236 170 0 | Hexagonal nut | Iso4032 | M8 | 3 | |
| 8 | 000 239 387 0 | Contact washer | | A 8 | 3 | |
| 9 | 000 689 154 1 | Supporting brack. | | 80x5x400 | 1 | |
| 10 | 000 200 706 0 | Edge protector | | Hellgrau | N.B | 200 long |



Characteristic: **CLAAS 4-TRAC-SYSTEM**

Illustration: **257**

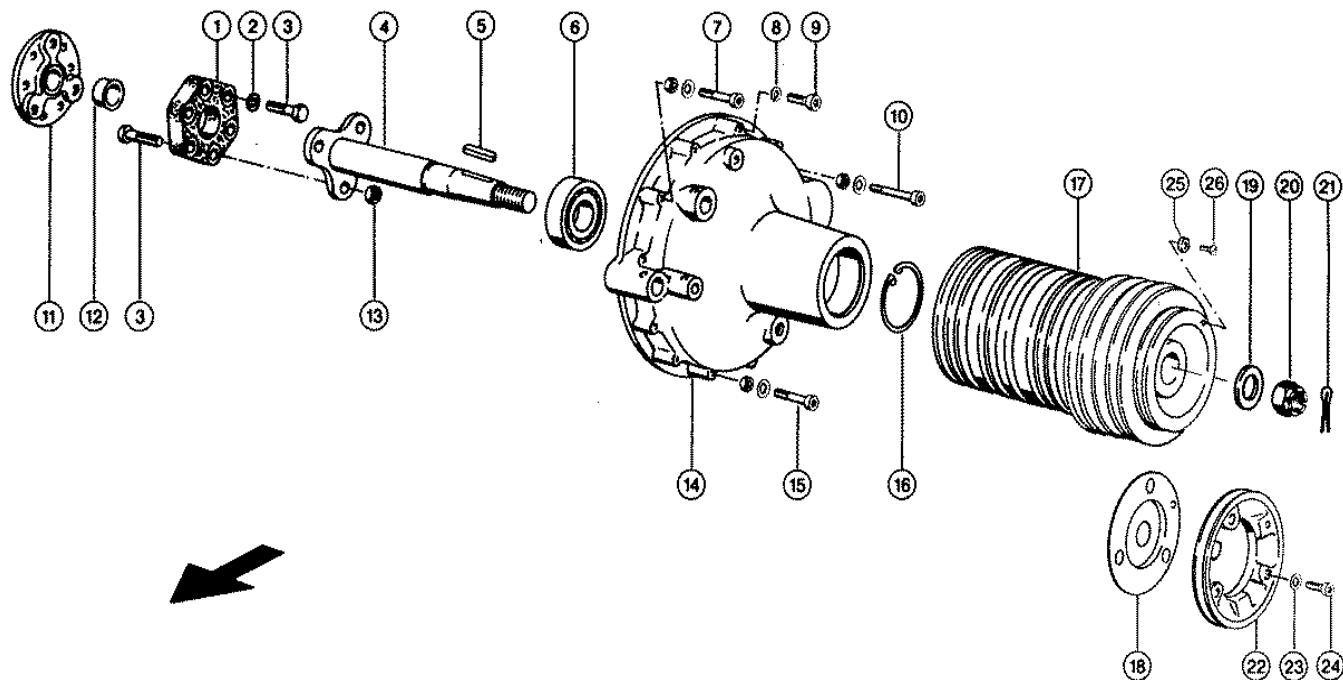
| Pos. | Part-No. | Description | DIN | Dimension | Qty. | Remark |
|------|---------------|-----------------|---------|------------------|------|-------------------|
| 1 | 000 697 968 0 | Hose pipe | | | 1 | |
| 2 | 000 211 091 2 | O-ring | | 12 X 2 Nbr 80 | 2 | |
| 3 | 000 238 354 0 | Angle union | Iso8434 | Swe-L15 | 1 | |
| 4 | 000 238 360 0 | Screw-in union | Iso8434 | Stds-L15xm18x1,5 | 1 | |
| 5 | 000 649 664 0 | Accumulator | | 0,32l-10bar | 1 | |
| 6 | 000 235 786 0 | Seal ring | D7603 | A16 X22 | 1 | |
| 7 | 000 649 663 0 | Control block | | F. L-Triebachse | 1 | with Item 30 + 31 |
| 8 | 000 215 530 0 | Screw-in union | Iso8434 | Stds-S25xg1a-Typ | 4 | |
| 9 | 000 233 667 0 | O-ring | Din3771 | 20,3 X2,4 -N | 8 | |
| 10 | 000 689 836 0 | Hose pipe | | | 4 | |
| 11 | 000 697 815 0 | Bracket | | | 2 | |
| 12 | 000 237 439 0 | Hexagonal screw | Iso4017 | M08x16 | 4 | |
| 13 | 000 239 387 0 | Contact washer | | A 8 | 4 | |
| 14 | 000 689 837 0 | Hose pipe | | | 2 | |
| 15 | 000 237 871 0 | Cable band | | Min. 4,7x188 | 6 | |
| 16 | 000 211 460 0 | O-ring | D3771 | 23,47x2,95-N | 4 | |
| 17 | 000 697 900 0 | Screwing | | Dgwes-1 1/16-12 | 4 | |
| - | 000 697 901 0 | Seal set | | We-Drehverschr. | N.B | |
| 18 | 000 096 031 0 | Hollow screw | D7643 | 15 | 2 | |
| 19 | 000 633 031 0 | Seal ring | D7603 | A18 X24 | 4 | |
| 20 | 000 215 531 0 | Screw-in union | Iso8434 | Stds-S25xg3/4a-T | 2 | |
| 21 | 000 689 853 0 | Hose pipe | | | 1 | |
| 22 | 000 689 852 0 | Hose pipe | | | 1 | |
| 23 | 000 689 855 1 | Hose pipe | | | 1 | |
| 24 | 000 180 098 0 | O-ring | D3771 | 15x2 -N | 2 | |
| 25 | 000 238 891 0 | Screw-in union | Iso8434 | Stds-L18xm18x1,5 | 1 | |
| 26 | 000 237 382 0 | Hexagonal screw | Iso4017 | M10x20 | 3 | |
| 27 | 000 239 388 0 | Contact washer | | A10 | 3 | |
| 28 | 000 238 712 0 | Screw-in union | Iso8434 | Stds-L10xm14x1,5 | 2 | |
| 29 | 000 211 436 0 | O-ring | Din3771 | 17,5 X1,5 | 2 | |
| 30 | 000 643 077 0 | Outlet valve | | S4v4 110l/Min | 2 | |
| 31 | 000 643 076 0 | 3/2-way valve | | | 1 | |



Characteristic: **MERCEDES OM 366 LA; ENGINE OUTPUT ASSEM**

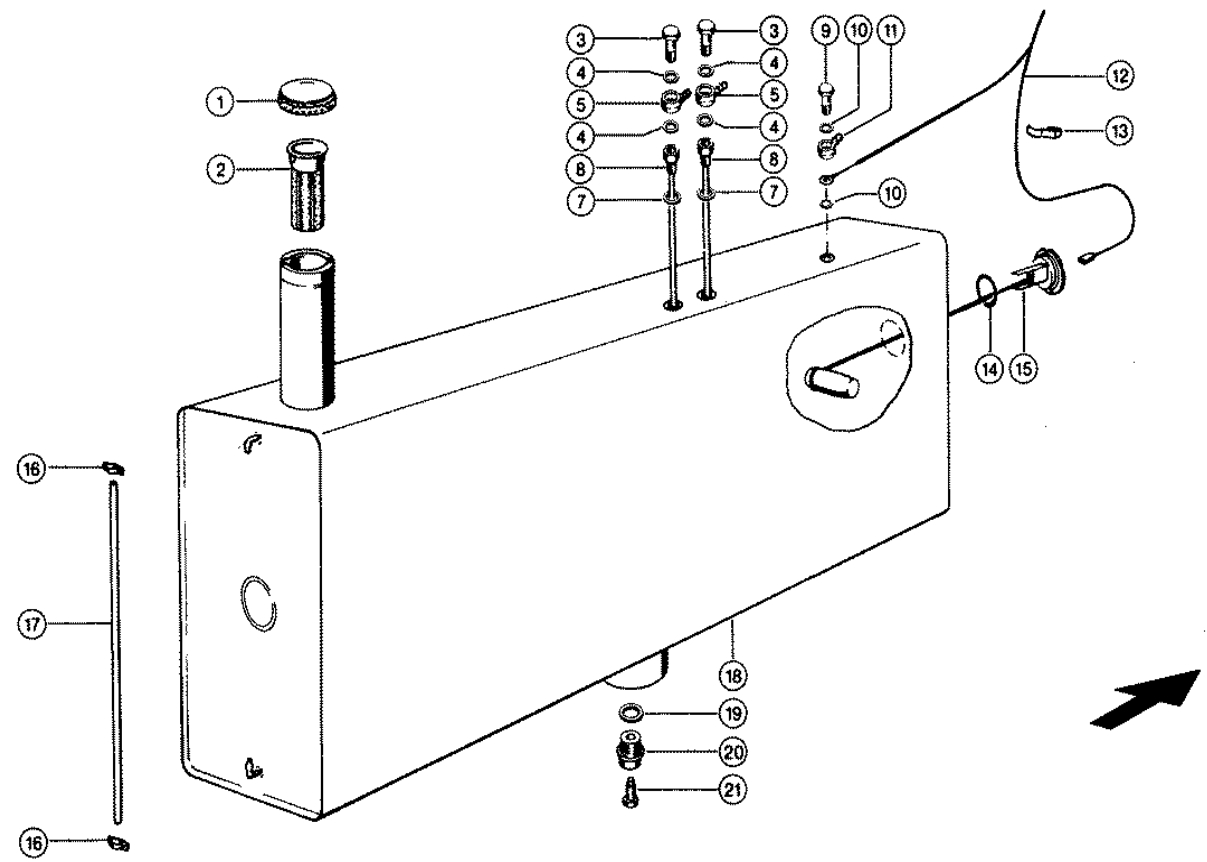
Illustration: **260**

| Pos. | Part-No. | Description | DIN | Dimension | Qty. | Remark |
|------|---------------|-------------------|---------|-----------------|------|--|
| 1 | 000 679 892 0 | Coupling disk | | ld70 Td140 ld18 | 1 | |
| 2 | 000 237 930 0 | Washer | | 18,5x 37 X4 | 3 | |
| 3 | 000 238 981 0 | Hexagonal screw | Iso4014 | M18x65-Mkl | 6 | |
| 4 | 000 657 207 1 | Driven shaft | | | 1 | |
| 5 | 000 624 054 0 | Parallel key | D6885 | A 13x 9x 65 | 1 | |
| 6 | 000 238 782 3 | Grvd.ball bearing | | 6311-2rs/C4 | 1 | |
| 7 | 000 649 513 0 | Eng.Outp.Housing | | | 1 | |
| 8 | 000 239 388 0 | Contact washer | | A10 | 12 | |
| 9 | 000 237 453 0 | Hexagonal screw | Iso4017 | M10x30 | 12 | |
| 10 | 000 243 063 0 | Circlip | D472 | 120x4 | 1 | |
| 11 | 000 761 785 0 | Pulley | | | 1 | from no. 09308611 |
| 11 | 000 657 245 1 | Pulley | | D242,5x270 | 1 | to No. 09308610 |
| 12 | 000 649 509 0 | Cover plate | | D197x1,5 | 1 | to No. 09308610 |
| 13 | 000 235 130 2 | Washer | D125 | 37 | 1 | |
| 14 | 000 624 157 0 | Castellated nut | Din935 | M36x1,5 | 1 | |
| 15 | 000 235 119 0 | Split pin | I1234 | 6,3x 56 | 1 | |
| 16 | 000 657 204 0 | Clutch support | | | 1 | |
| 17 | 000 239 387 0 | Contact washer | | A 8 | 8 | |
| 18 | 000 237 370 0 | Hexagonal screw | Iso4017 | M08x30 | 8 | |
| 19 | 000 624 546 1 | Bushing | | 35 X 45 X30 | 1 | |
| 20 | 000 242 848 0 | Hexagonal nut | Iso4032 | M18 | 3 | |
| 21 | 000 649 508 0 | V-belt pulley | | D220 | 1 | to No. 09308610 at air conditioning |
| 22 | 000 242 763 1 | Circlip | | 10 | 3 | to No. 09308610 |
| 23 | 000 236 227 0 | Socket head screw | Iso4762 | M10x 30 | 3 | to No. 09308610 |
| 24 | 000 980 386 1 | Solenoid | | | 1 | from no. 09308611 |
| 25 | 000 241 140 0 | Countersunk bolt | D963 | m 4x10 | 1 | from no. 09308611 |



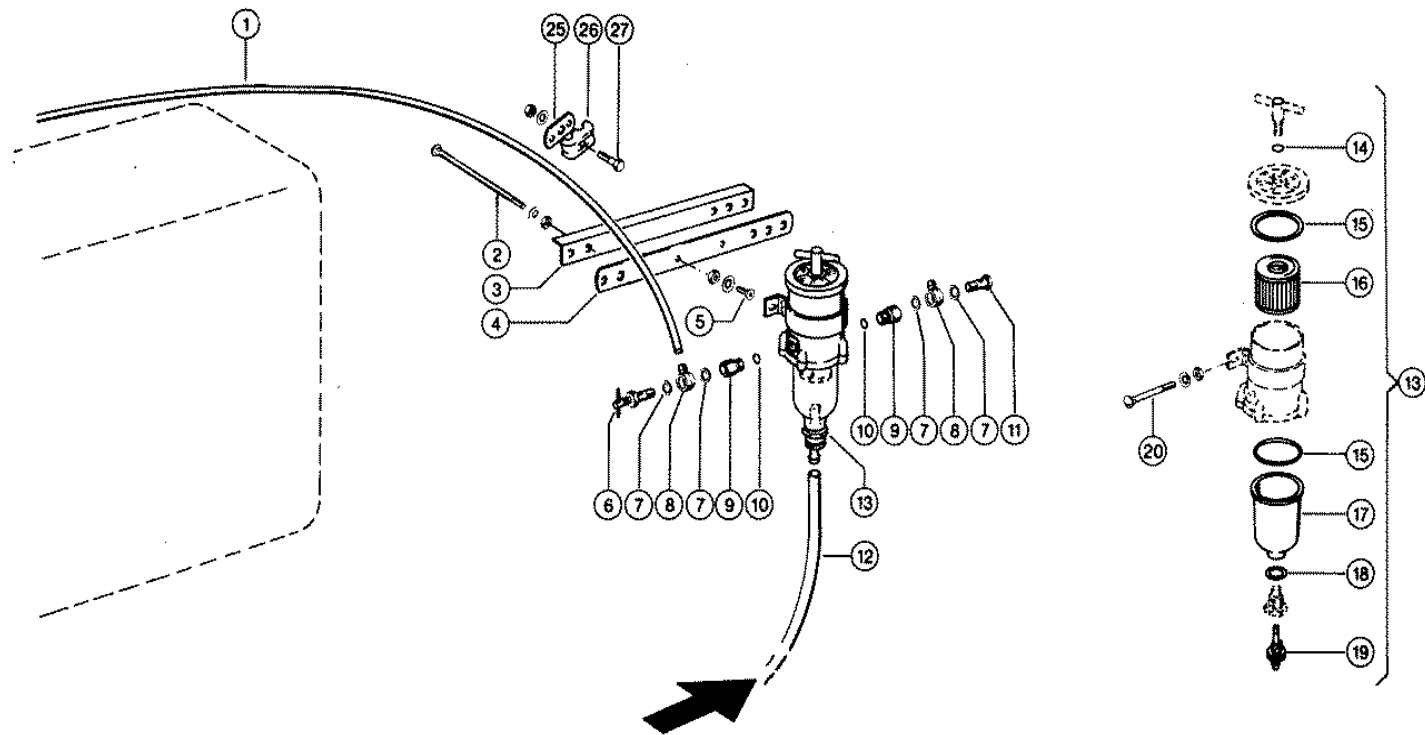
Characteristic: **PERKINS 1006-60 TW; ENGINE OUTPUT ASSEMBLY**Illustration: **261**

| Pos. | Part-No. | Description | DIN | Dimension | Qty. | Remark |
|------|---------------|-------------------|---------|-----------------|------|--|
| 1 | 000 624 545 1 | Coupling disk | | Id60 Td120 Id16 | 1 | |
| 2 | 000 237 044 0 | Shims | Iso7092 | 216 | 3 | |
| 3 | 000 215 190 0 | Hexagonal screw | Iso4014 | M16x55-Mkl | 6 | |
| 4 | 000 657 002 1 | Driven shaft | | 438,5 lang | 1 | |
| 5 | 000 624 054 0 | Parallel key | D6885 | A 13x 9x 65 | 1 | |
| 6 | 000 236 225 4 | Grvd.ball bearing | | 6310-2rsr-C4 | 1 | |
| 7 | 000 242 246 0 | Socket head screw | Iso4762 | M10x 70 | 6 | |
| 7 | 000 236 171 0 | Hexagonal nut | Iso4032 | M10 | 6 | |
| 7 | 000 239 388 0 | Contact washer | | A10 | 6 | |
| 8 | 000 242 763 1 | Circlip | | 10 | 2 | |
| 9 | 000 236 349 0 | Socket head screw | Iso4762 | M10x 55 | 2 | |
| 10 | 000 238 021 0 | Socket head screw | Iso4762 | M10x 90 | 1 | |
| 10 | 000 236 171 0 | Hexagonal nut | Iso4032 | M10 | 1 | |
| 10 | 000 239 388 0 | Contact washer | | A10 | 1 | |
| 11 | 000 659 506 0 | Intermed.piece | | | 1 | |
| 12 | 000 624 546 1 | Bushing | | 35 X 45 X30 | 1 | |
| 13 | 000 236 173 0 | Hexagonal nut | Iso4032 | M16 | 3 | |
| 14 | 000 657 005 1 | Eng.Outp.Housing | | | 1 | |
| 15 | 000 242 247 0 | Socket head screw | Iso4762 | M10x 80 | 4 | |
| 15 | 000 236 171 0 | Hexagonal nut | Iso4032 | M10 | 4 | |
| 15 | 000 239 388 0 | Contact washer | | A10 | 4 | |
| 16 | 000 235 194 0 | Circlip | Din472 | 110x4 | 1 | |
| 17 | 000 761 785 0 | Pulley | | | 1 | from no. 09308611 |
| 17 | 000 657 245 1 | Pulley | | D242,5x270 | 1 | to No. 09308610 |
| 18 | 000 649 509 0 | Cover plate | | D197x1,5 | 1 | to No. 09308610 |
| 19 | 000 235 130 2 | Washer | D125 | 37 | 1 | |
| 20 | 000 624 157 0 | Castellated nut | Din935 | M36x1,5 | 1 | |
| 21 | 000 235 119 0 | Split pin | I1234 | 6,3x 56 | 1 | |
| 22 | 000 649 508 0 | V-belt pulley | | D220 | 1 | to No. 09308610 at air conditioning |
| 23 | 000 242 763 1 | Circlip | | 10 | 3 | to No. 09308610 |
| 24 | 000 236 227 0 | Socket head screw | Iso4762 | M10x 30 | 3 | to No. 09308610 |
| 25 | 000 980 386 1 | Solenoid | | | 1 | from no. 09308611 |
| 26 | 000 241 140 0 | Countersunk bolt | D963 | m 4x10 | 1 | from no. 09308611 |



Characteristic: **FUEL TANK**Illustration: **262**

| Pos. | Part-No. | Description | DIN | Dimension | Qty. | Remark |
|------|---------------|------------------|---------|-----------------|------|---------------------|
| 1 | 000 624 003 1 | Cap | | Dv 80 Gl | 1 | |
| 1 | 000 177 621 0 | Cap | | D80 Belüftet, | 1 | optional |
| - | 000 177 622 0 | Spare key | | C5 | 1 | optional |
| 2 | 000 659 565 2 | Tank filter | | | 1 | |
| 3 | 000 096 029 0 | Hollow screw | D7643 | 10 | 2 | |
| 4 | 000 633 114 1 | Seal ring | D7603 | D14 X20 | 4 | |
| 5 | 000 239 331 0 | Connection | | R14- 8 | 2 | |
| 7 | 000 633 114 1 | Seal ring | D7603 | D14 X20 | 2 | with 300 ltr. Tank |
| 7 | 000 633 032 0 | Seal ring | D7603 | W.Ers.D.6330321 | 2 | with 400 ltr. Tank |
| 8 | 000 685 197 0 | Suction tube | | Gelötet | 2 | with 300 ltr. Tank |
| 8 | 000 649 458 0 | Tube | | 716 lang | 2 | with 400 ltr. Tank |
| 9 | 000 096 027 0 | Hollow screw | D7643 | 6 | 1 | |
| 10 | 000 236 688 0 | Seal ring | Din7603 | A10x16x1 | 1 | |
| 11 | 000 238 900 0 | Ring hose | | Nw 4 | 1 | |
| 12 | 000 012 835 0 | Main wiring loom | | Mondial | 1 | |
| 13 | 000 755 629 0 | Chassis-clip | | | 1 | |
| 14 | 000 672 996 0 | Gasket | | | 1 | |
| 15 | 000 681 855 0 | Fuel sender unit | | | 2 | |
| 16 | 000 094 059 0 | 2-ear-clamp | | 9-11 | 2 | with 300 ltr. Tank |
| 17 | 000 200 673 0 | Pvc-hose | | A 5x 9 | 1 | 590 long (300 ltr.) |
| 18 | 000 674 574 5 | Fuel tank | | 300 Ltr. | 1 | with 300 ltr. Tank |
| 18 | 000 609 617 3 | Fuel tank | | 400 Ltr | 1 | with 400 ltr. Tank |
| 19 | 000 238 407 2 | Seal ring | D7603 | C33 X39 | 1 | |
| 20 | 000 687 607 0 | Screw | | M33x2 | 1 | |
| 21 | 000 687 625 0 | Hexagonal screw | | m 8x 17 | 1 | |

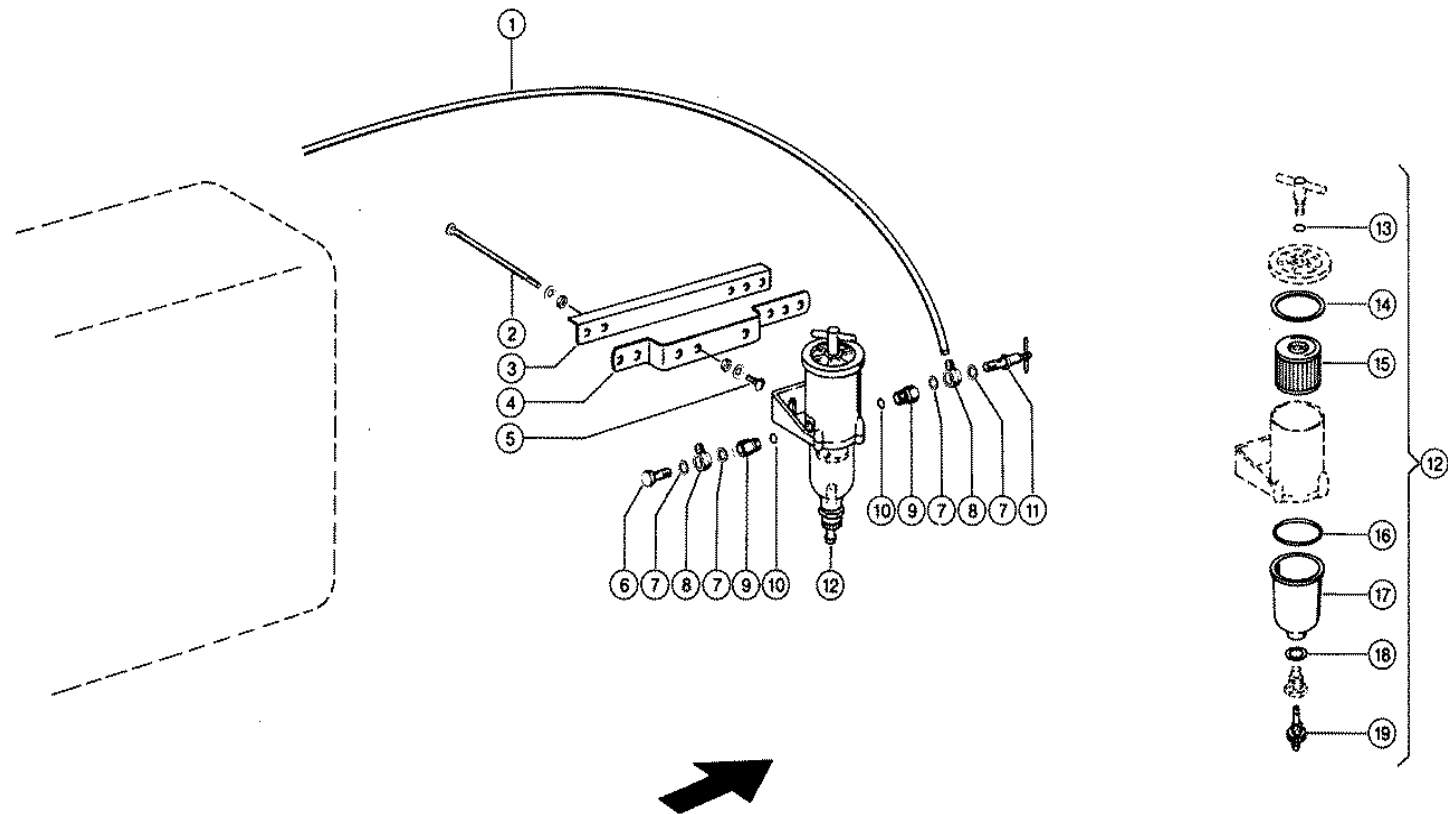


CLAAS SPARE PARTS LIST

Characteristic: **ADDITIONAL FUEL FILTER, (GUS)**

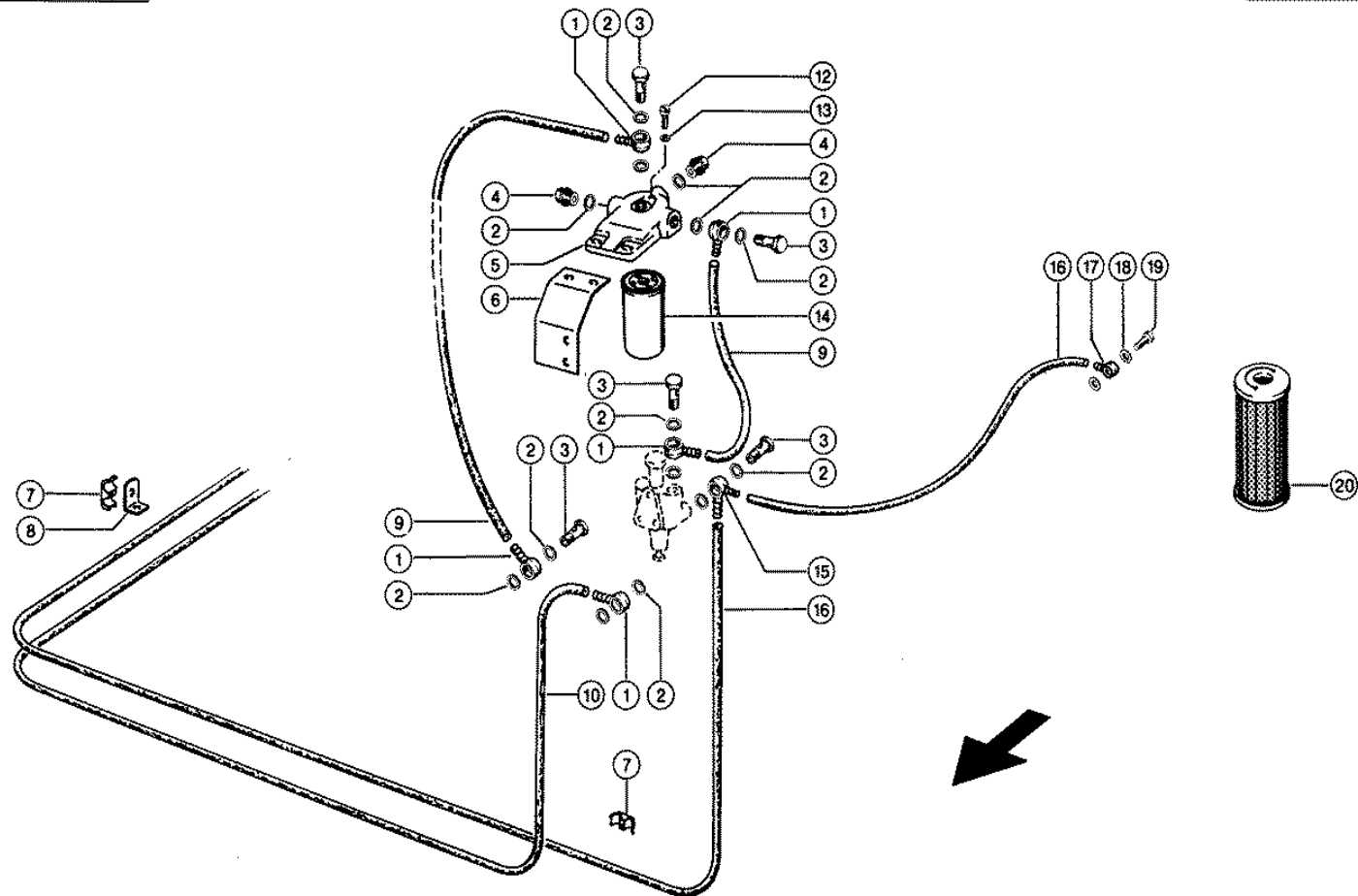
Illustration: **263**

| Pos. | Part-No. | Description | DIN | Dimension | Qty. | Remark |
|------|---------------|------------------|----------|---------------|------|-------------------|
| 1 | 000 649 465 0 | Fuel pipe | | | 1 | |
| 2 | 000 636 394 0 | Flat head bolt | Din603 | m 6x190 | 2 | |
| 2 | 000 237 983 0 | Securing nut | Iso7042 | M06 | 2 | |
| 2 | 000 239 392 0 | Contact washer | | B 6 | 2 | |
| 3 | 000 649 463 1 | Brace | | 30x20x3x377 | 1 | |
| 4 | 000 669 234 0 | Support | | 40x6x377 | 1 | |
| 5 | 000 237 068 0 | Countersunk bolt | Iso10642 | m 8x 20 | 2 | |
| 5 | 000 236 170 0 | Hexagonal nut | Iso4032 | M8 | 2 | |
| 5 | 000 239 387 0 | Contact washer | | A 8 | 2 | |
| 6 | 000 723 651 0 | Hollow screw | | | 1 | |
| 7 | 000 633 114 1 | Seal ring | D7603 | D14 X20 | 4 | |
| 8 | 000 215 168 0 | Connection | | R14-10 | 2 | |
| 9 | 000 649 455 0 | Screw union | | 6kt 27x30,5 | 2 | |
| 10 | 000 238 451 0 | O-ring | D3771 | 19,3 X2,4 -N | 2 | |
| 11 | 000 096 029 0 | Hollow screw | D7643 | 10 | 1 | |
| 12 | 000 205 612 0 | Tube | | | N.B | 9x12 hose 600 lg. |
| 12 | 000 205 524 1 | Tube | | 11x17 | N.B | 11x17 hose 600 Lg |
| 13 | 000 072 991 0 | Separator | | | 1 | |
| 14 | 000 211 091 2 | O-ring | | 12 X 2 Nbr 80 | 1 | |
| 15 | 000 072 995 0 | Housing gasket | | | 2 | |
| 16 | 000 072 994 0 | Screen assy. | | | 1 | |
| 17 | 000 072 996 0 | Water container | | | 1 | |
| 18 | 000 723 694 1 | Gasket | | | 1 | |
| 19 | 000 723 693 0 | Screw | | | 1 | |
| 20 | 000 235 366 0 | Flat head bolt | Din603 | m 8x 80 | 2 | |
| 20 | 000 238 132 0 | Securing nut | Iso7042 | M08 | 2 | |
| 20 | 000 239 387 0 | Contact washer | | A 8 | 2 | |
| 25 | 000 659 959 1 | Strip | | 20x3x50 | 3 | |
| 26 | 000 723 501 0 | Double clamp | | B12 | 3 | |
| 26 | 000 723 500 0 | Double clamp | | B10 | 1 | |
| 27 | 000 235 505 0 | Hexagonal screw | Iso4014 | M06x30 | 3 | |
| 27 | 000 236 169 0 | Hexagonal nut | Iso4032 | M6 | 3 | |
| 27 | 000 239 392 0 | Contact washer | | B 6 | 3 | |



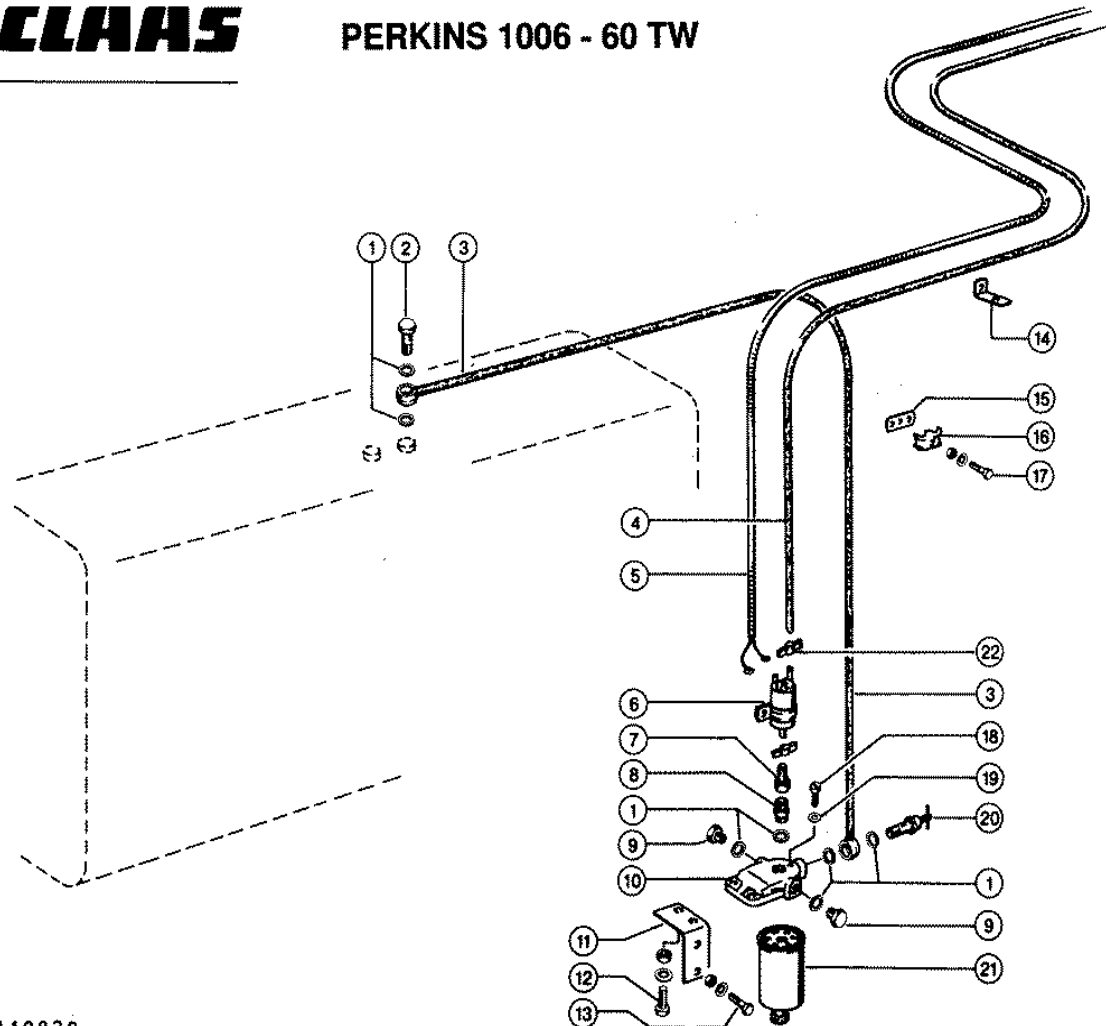
Characteristic: **ADDITIONAL FUEL FILTER**Illustration: **264**

| Pos. | Part-No. | Description | DIN | Dimension | Qty. | Remark |
|------|---------------|------------------|---------|--------------|------|--------|
| 1 | 000 649 465 0 | Fuel pipe | | | 1 | |
| 2 | 000 636 394 0 | Flat head bolt | Din603 | m 6x190 | 2 | |
| 2 | 000 237 983 0 | Securing nut | Iso7042 | M06 | 2 | |
| 2 | 000 239 392 0 | Contact washer | | B 6 | 2 | |
| 3 | 000 649 463 0 | Brace | | | 1 | |
| 4 | 000 649 462 1 | Support | | 40x5x402,5 | 1 | |
| 5 | 000 234 953 0 | Flat head bolt | Din603 | m 8x 20x13 | 2 | |
| 5 | 000 236 170 0 | Hexagonal nut | Iso4032 | M8 | 2 | |
| 5 | 000 239 387 0 | Contact washer | | A 8 | 2 | |
| 6 | 000 096 029 0 | Hollow screw | D7643 | 10 | 1 | |
| 7 | 000 633 114 1 | Seal ring | D7603 | D14 X20 | 4 | |
| 8 | 000 215 168 0 | Connection | | R14-10 | 2 | |
| 9 | 000 723 650 0 | Screw union | | 6kt19x27,5 | 2 | |
| 10 | 000 238 191 0 | O-ring | D3771 | 11,3 X2,4 -N | 2 | |
| 11 | 000 723 651 0 | Hollow screw | | | 1 | |
| 12 | 000 723 646 0 | Separator | | | 1 | |
| 13 | 000 723 698 0 | O-ring | | | 1 | |
| 14 | 000 723 699 0 | Gasket | | | 1 | |
| 15 | 000 723 697 1 | Sieve insert | | | 1 | |
| 16 | 000 723 696 0 | O-ring | | 85 X3,55 | 1 | |
| 17 | 000 723 695 0 | Inspection glass | | | 1 | |
| 18 | 000 723 694 1 | Gasket | | | 1 | |
| 19 | 000 723 693 0 | Screw | | | 1 | |



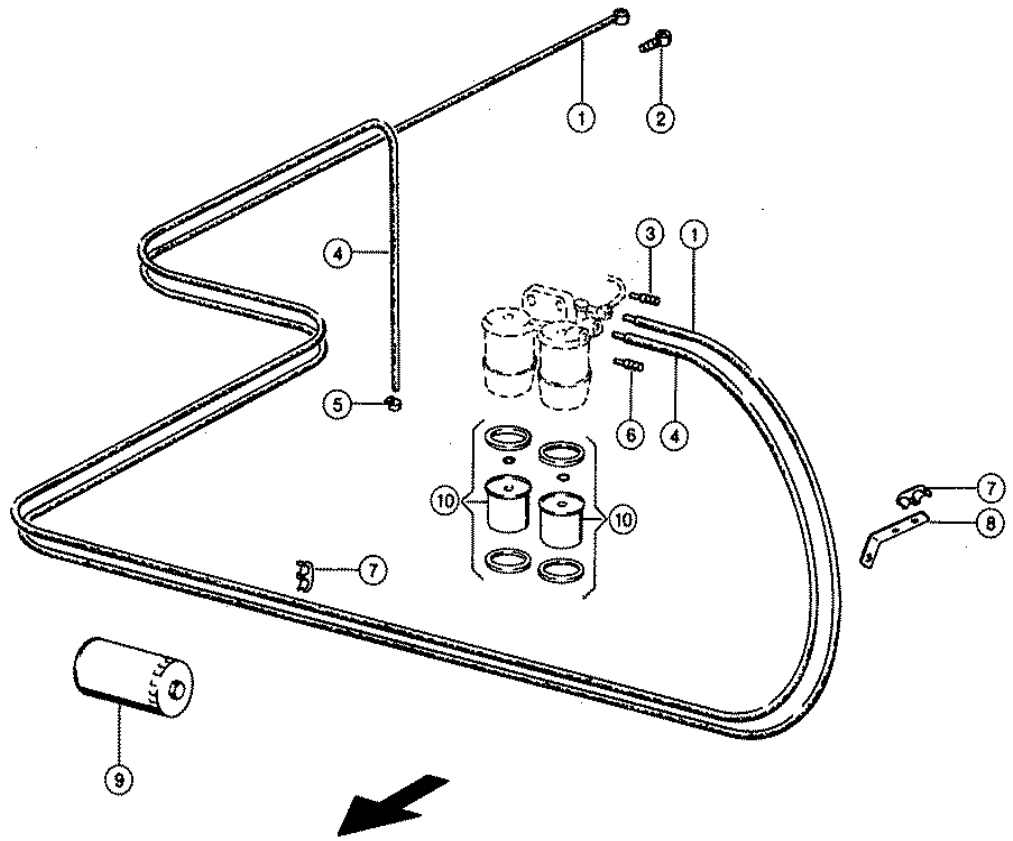
Characteristic: **MERCEDES OM 366 LA; FUEL SYSTEM**Illustration: **265**

| Pos. | Part-No. | Description | DIN | Dimension | Qty. | Remark |
|------|---------------|-------------------|---------|----------------|------|----------------------|
| 1 | 000 239 331 0 | Connection | | R14- 8 | 5 | |
| 2 | 000 633 114 1 | Seal ring | D7603 | D14 X20 | 14 | |
| 3 | 000 096 029 0 | Hollow screw | D7643 | 10 | 5 | |
| 4 | 000 633 154 0 | Screw plug | | M14x1,5 | 2 | |
| 5 | 000 656 504 2 | Cover | | | 1 | |
| 6 | 000 609 354 1 | Support | | 70x6x201 | 1 | |
| 7 | 000 723 500 0 | Double clamp | | B10 | 5 | |
| 8 | 000 713 846 0 | Support angle | | 25x5x82 | 4 | |
| 9 | 000 659 862 1 | Fuel pipe | | 400 Lg | 2 | |
| 10 | 000 606 016 2 | Fuel pipe | | 3560 Lg | 1 | |
| 12 | 000 656 502 1 | Breather Screw | | m 6x 10 | 1 | |
| 13 | 000 233 416 0 | Seal ring | Din7603 | A 6x10x1 | 1 | |
| 14 | 000 656 501 0 | Fuel filter | | | 1 | |
| 15 | 000 215 484 0 | Connection | | R14-8-4-90grad | 1 | |
| 16 | 000 649 565 1 | Fuel pipe | | | 1 | |
| 17 | 000 215 483 0 | Connection | | R 8-4 | 1 | |
| 18 | 000 633 533 0 | Seal ring | D7603 | 8x12x1,0 | 2 | |
| 19 | 000 096 026 0 | Hollow screw | D7643 | 4-5 | 1 | |
| 20 | 000 133 633 0 | Engine oil filter | | | 1 | Merc.-No. 3661840125 |



Characteristic: **PERKINS 1006-60 TW; FUEL SYSTEM**Illustration: **266**

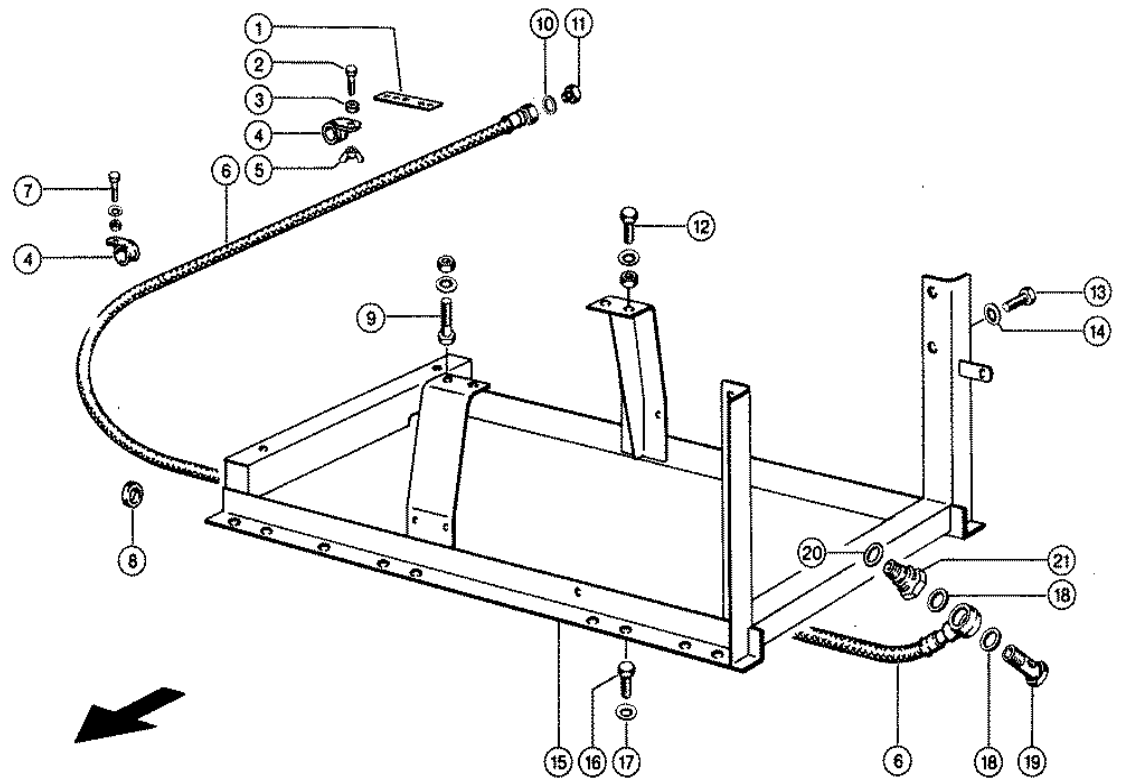
| Pos. | Part-No. | Description | DIN | Dimension | Qty. | Remark |
|------|---------------|-----------------|---------|-----------------|------|--------|
| 1 | 000 633 114 1 | Seal ring | D7603 | D14 X20 | 7 | |
| 2 | 000 096 029 0 | Hollow screw | D7643 | 10 | 1 | |
| 3 | 000 602 462 0 | Fuel pipe | | 1650 lang | 1 | |
| 4 | 000 657 083 0 | Fuel pipe | | 4220 Lg | 1 | |
| 5 | 000 010 497 0 | Wiring loom | | 1460 Lg | 1 | |
| 6 | 000 649 503 2 | Fuel pump | | 12v | 1 | |
| 7 | 000 649 501 0 | Fuel pipe | | | 1 | |
| 8 | 000 238 712 0 | Screw-in union | Iso8434 | Std-L10xm14x1,5 | 1 | |
| 9 | 000 633 154 0 | Screw plug | | M14x1,5 | 2 | |
| 10 | 000 656 504 2 | Cover | | | 1 | |
| 11 | 000 649 498 2 | Support | | 50x5x162 | 1 | |
| 12 | 000 237 453 0 | Hexagonal screw | Iso4017 | M10x30 | 2 | |
| 12 | 000 236 171 0 | Hexagonal nut | Iso4032 | M10 | 2 | |
| 12 | 000 239 388 0 | Contact washer | | A10 | 2 | |
| 13 | 000 238 125 0 | Hexagonal screw | Iso4017 | m 8x40 | 2 | |
| 13 | 000 238 132 0 | Securing nut | Iso7042 | M08 | 2 | |
| 13 | 000 239 387 0 | Contact washer | | A 8 | 2 | |
| 14 | 000 713 846 0 | Support angle | | 25x5x82 | 2 | |
| 15 | 000 659 959 1 | Strip | | 20x3x50 | 2 | |
| 16 | 000 723 500 0 | Double clamp | | B10 | 6 | |
| 17 | 000 237 333 0 | Hexagonal screw | Iso4014 | M06x35 | 6 | |
| 17 | 000 236 169 0 | Hexagonal nut | Iso4032 | M6 | 6 | |
| 17 | 000 239 392 0 | Contact washer | | B 6 | 6 | |
| 18 | 000 656 502 1 | Breather Screw | | m 6x 10 | 1 | |
| 19 | 000 233 416 0 | Seal ring | Din7603 | A 6x10x1 | 1 | |
| 20 | 000 723 651 0 | Hollow screw | | | 1 | |
| 21 | 000 649 500 1 | Fuel filter | | | 1 | |
| 22 | 000 408 544 0 | 2-ear-clamp | | 11-13 | 2 | |



Characteristic: **PERKINS 1006-60 TW; FUEL SYSTEM**

Illustration: **267**

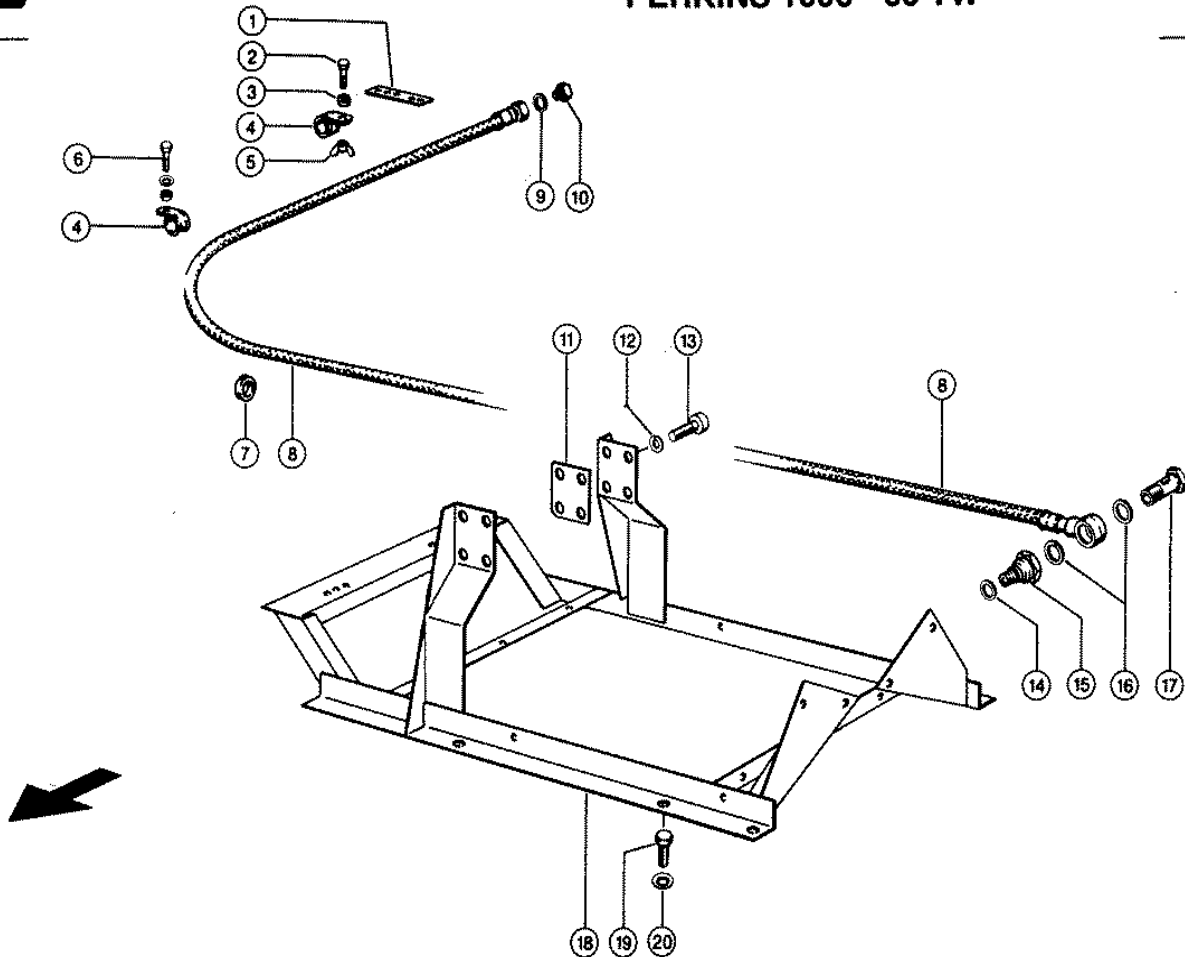
| Pos. | Part-No. | Description | DIN | Dimension | Qty. | Remark |
|------|---------------|-------------------|-------|----------------|------|----------------------|
| 1 | 000 545 524 0 | Fuel pipe | | | 1 | motor - tank |
| 2 | 000 239 331 0 | Connection | | R14- 8 | 1 | |
| 3 | 000 761 364 0 | Connection | | Dn8x90° | 1 | |
| 4 | 000 657 083 0 | Fuel pipe | | 4220 Lg | 1 | pump - motor |
| 5 | 000 408 551 0 | Hose clamp | D3017 | W.Ers.D.408551 | 1 | |
| 6 | 000 239 383 0 | Connection | | D8x 51 | 1 | |
| 7 | 000 723 500 0 | Double clamp | | B10 | 2 | |
| 8 | 000 649 454 2 | Support | | 3x20x172 | 1 | |
| 9 | 000 147 222 0 | Engine oil filter | | | 1 | Perkins-No. 2654407 |
| 10 | 000 761 410 0 | Fuel filter | | | 2 | Perkins-No. 2656118 |
| | | | | | | from No. 09308350 |
| 10 | 000 602 390 0 | Fuel filter | | | 2 | Perkins-No. 26561117 |
| | | | | | | to No. 09308349 |



Characteristic: **MERCEDES OM 366 LA; ENGINE MOUNTING**

Illustration: **268**

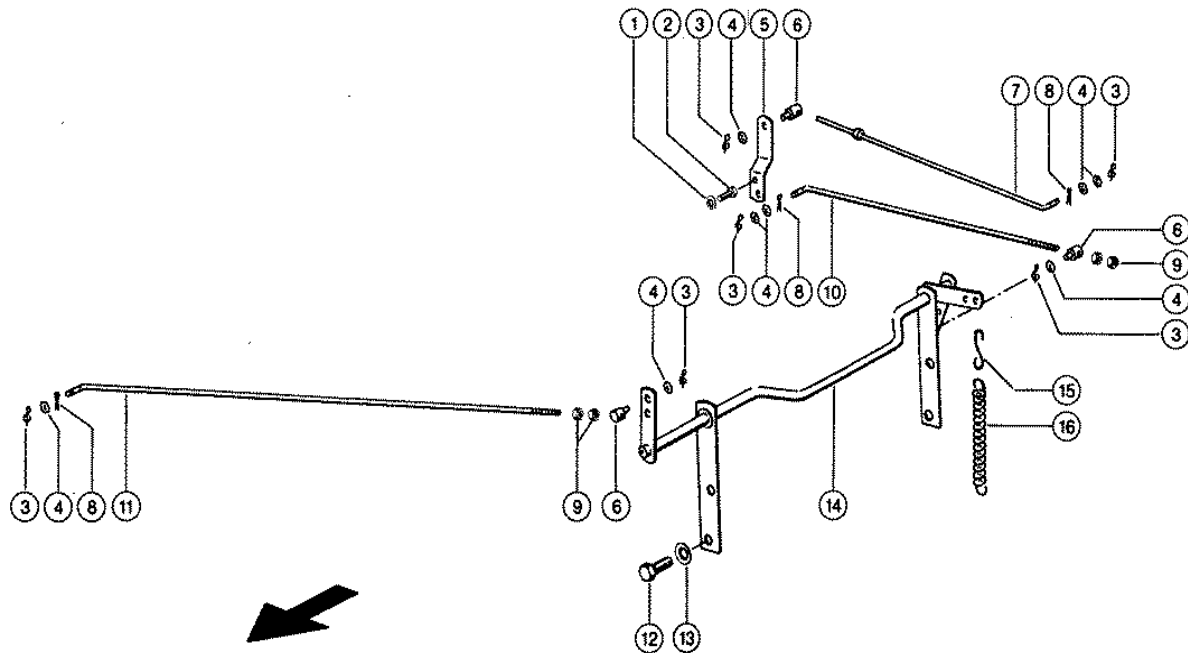
| Pos. | Part-No. | Description | DIN | Dimension | Qty. | Remark |
|------|---------------|-----------------|---------|-----------------|------|--------|
| 1 | 000 656 244 2 | Attaching Strip | | 25x3x110 | 1 | |
| 2 | 000 236 213 0 | Hexagonal screw | Iso4017 | m 8x35 | 1 | |
| 3 | 000 653 083 0 | Spacer bush | | D18x10 | 1 | |
| 4 | 000 215 394 0 | Pipe clamp | Din3016 | Ø1-24x20 | 2 | |
| 5 | 000 235 138 0 | Wing nut | Din315 | m 8 | 1 | |
| 6 | 000 643 397 0 | Oil drain hose | | Dn 14x2900 | 1 | |
| 7 | 000 236 213 0 | Hexagonal screw | Iso4017 | m 8x35 | 1 | |
| 7 | 000 236 170 0 | Hexagonal nut | Iso4032 | M8 | 1 | |
| 7 | 000 239 387 0 | Contact washer | | A 8 | 1 | |
| 8 | 000 238 456 0 | Cable ring | | A30x38x1,6 | 1 | |
| 9 | 000 242 386 0 | Hexagonal screw | Iso4014 | M14x70 | 2 | |
| 9 | 000 235 601 0 | Hexagonal nut | Iso4032 | M14 | 2 | |
| 9 | 000 239 390 0 | Contact washer | | A14 | 2 | |
| 10 | 000 633 032 0 | Seal ring | D7603 | W.Ers.D.6330321 | 1 | |
| 11 | 000 766 568 0 | Screw plug | Din7604 | A-M22x1,5 | 1 | |
| 12 | 000 236 328 0 | Hexagonal screw | Iso4017 | M14x45 | 2 | |
| 12 | 000 235 601 0 | Hexagonal nut | Iso4032 | M14 | 2 | |
| 12 | 000 239 390 0 | Contact washer | | A14 | 2 | |
| 13 | 000 237 376 0 | Hexagonal screw | Iso4017 | M16x30 | 4 | |
| 14 | 000 239 391 0 | Contact washer | | A16 | 4 | |
| 15 | 000 657 200 2 | Engine mounting | | S | 1 | |
| 16 | 000 236 230 0 | Hexagonal screw | Iso4017 | M16x35 | 6 | |
| 17 | 000 239 391 0 | Contact washer | | A16 | 6 | |
| 18 | 000 238 268 0 | Seal ring | D7603 | W.Ers.D.2382681 | 2 | |
| 19 | 000 215 393 0 | Hollow screw | D7643 | 22 | 1 | |
| 20 | 000 633 536 0 | Seal ring | D7603 | A20 X26 | 1 | |
| 21 | 000 760 710 0 | Screw union | | 6kt 36x42,5 | 1 | |



Characteristic: **PERKINS 1006-60 TW; ENGINE MOUNTING**

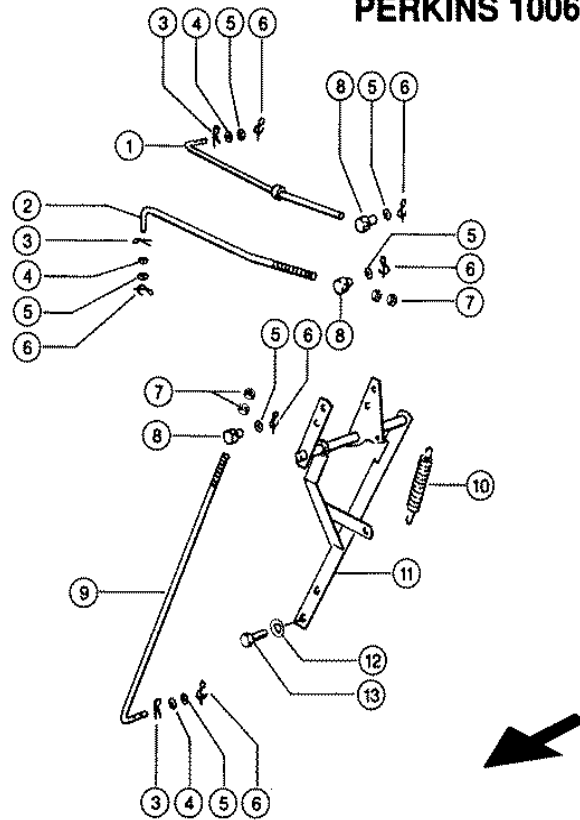
Illustration: **269**

| Pos. | Part-No. | Description | DIN | Dimension | Qty. | Remark |
|------|---------------|-------------------|---------|-----------------|------|--------|
| 1 | 000 656 244 2 | Attaching Strip | | 25x3x110 | 1 | |
| 2 | 000 236 213 0 | Hexagonal screw | Iso4017 | m 8x35 | 1 | |
| 3 | 000 653 083 0 | Spacer bush | | D18x10 | 1 | |
| 4 | 000 215 394 0 | Pipe clamp | Din3016 | Ø1 -24x20 | 2 | |
| 5 | 000 235 138 0 | Wing nut | Din315 | m 8 | 1 | |
| 6 | 000 236 213 0 | Hexagonal screw | Iso4017 | m 8x35 | 1 | |
| 6 | 000 236 170 0 | Hexagonal nut | Iso4032 | M8 | 1 | |
| 6 | 000 239 387 0 | Contact washer | | A 8 | 1 | |
| 7 | 000 238 456 0 | Cable ring | | A30x38x1,6 | 1 | |
| 8 | 000 643 397 0 | Oil drain hose | | Dn 14x2900 | 1 | |
| 9 | 000 633 032 0 | Seal ring | D7603 | W.Ers.D.6330321 | 1 | |
| 10 | 000 766 568 0 | Screw plug | Din7604 | A-M22x1,5 | 1 | |
| 11 | 000 657 013 0 | Intermed.shim | | 80x6x94,7 | 2 | |
| 12 | 000 235 135 1 | Safety ring | Din128 | 16 | 8 | |
| 13 | 000 242 297 0 | Socket head screw | Iso4762 | M16x 40 | 8 | |
| 14 | 000 633 536 0 | Seal ring | D7603 | A20 X26 | 1 | |
| 15 | 000 760 710 0 | Screw union | | 6kt 36x42,5 | 1 | |
| 16 | 000 238 268 0 | Seal ring | D7603 | W.Ers.D.2382681 | 2 | |
| 17 | 000 215 393 0 | Hollow screw | D7643 | 22 | 1 | |
| 18 | 000 750 943 0 | Engine mounting | | | 1 | |
| 19 | 000 236 230 0 | Hexagonal screw | Iso4017 | M16x35 | 6 | |
| 20 | 000 239 391 0 | Contact washer | | A16 | 6 | |



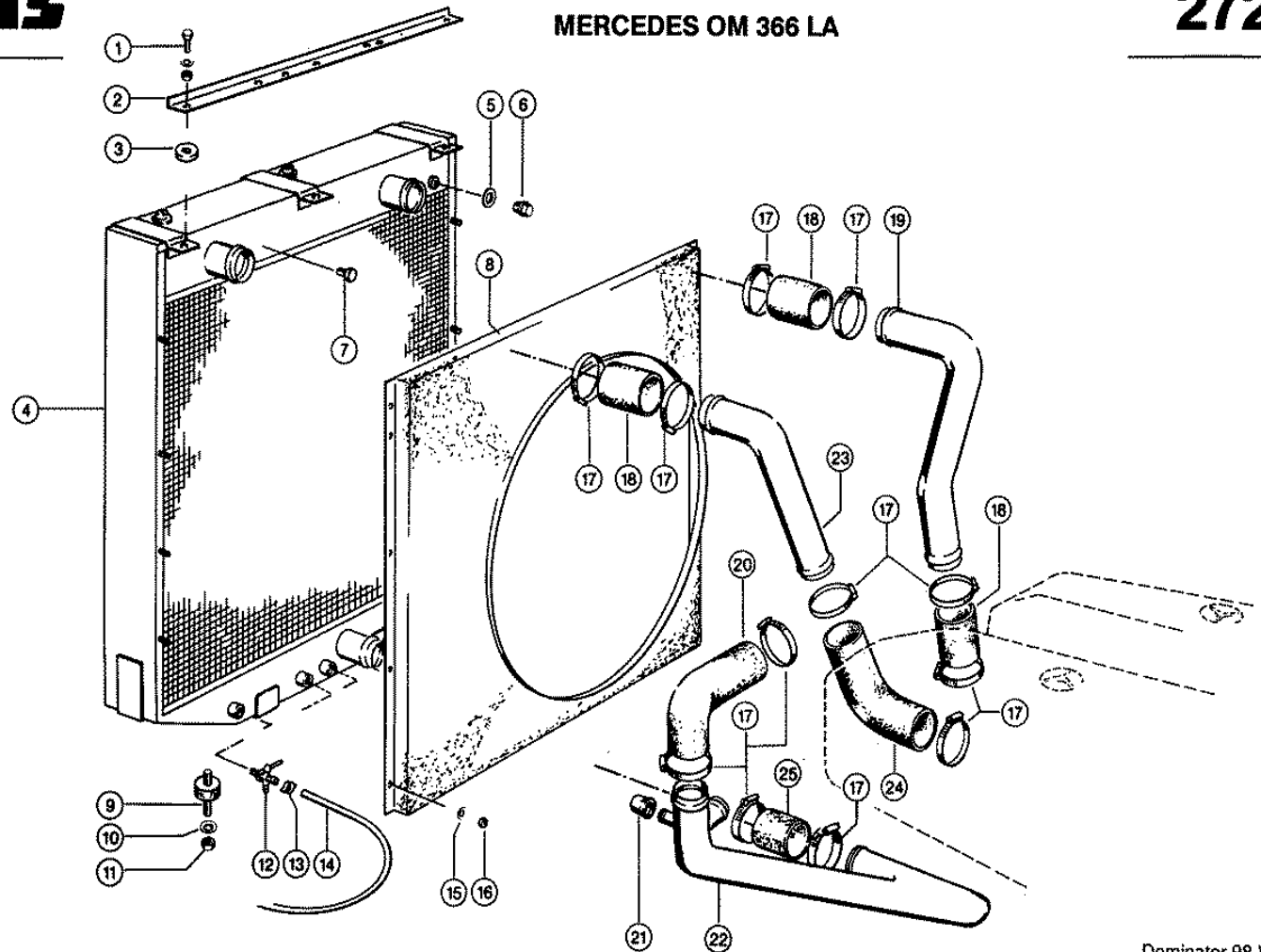
Characteristic: **MERCEDES OM 366 LA; THROTTLE LINKAGE**Illustration: **270**

| Pos. | Part-No. | Description | DIN | Dimension | Qty. | Remark |
|------|---------------|-----------------|---------|-------------|------|--------|
| 1 | 000 239 386 0 | Contact washer | | A 6 | 2 | |
| 2 | 000 237 464 0 | Hexagonal screw | Iso4017 | M06x12 | 2 | |
| 3 | 000 609 353 0 | Split pin | | 6kk 2000 | 6 | |
| 4 | 000 234 273 0 | Washer | | 6,4x 15 X2 | 6 | |
| 4 | 000 234 222 0 | Washer | | 6,2x 15 X1 | N.B | |
| 5 | 000 649 562 0 | Lever | | 1kx4x126 | 1 | |
| 6 | 000 609 352 0 | Fastener | | D15x23 | 3 | |
| 7 | 000 649 563 0 | Thrust rod | | | 1 | |
| 8 | 000 235 109 0 | Split pin | I1234 | 2 X 12 | 3 | |
| 9 | 000 236 169 0 | Hexagonal nut | Iso4032 | M6 | 4 | |
| 10 | 000 723 934 0 | Pull rod | | D6x515 | 1 | |
| 11 | 000 660 325 1 | Pull rod | | D6x1036 | 1 | |
| 12 | 000 237 376 0 | Hexagonal screw | Iso4017 | M16x30 | 4 | |
| 13 | 000 239 391 0 | Contact washer | | A16 | 4 | |
| 14 | 000 649 559 0 | Control shaft | | | 1 | |
| 15 | 000 753 063 1 | Pull hook | | 3 X 64 | 1 | |
| 16 | 000 659 262 0 | Tension spring | | 2 X 20 X106 | 1 | |



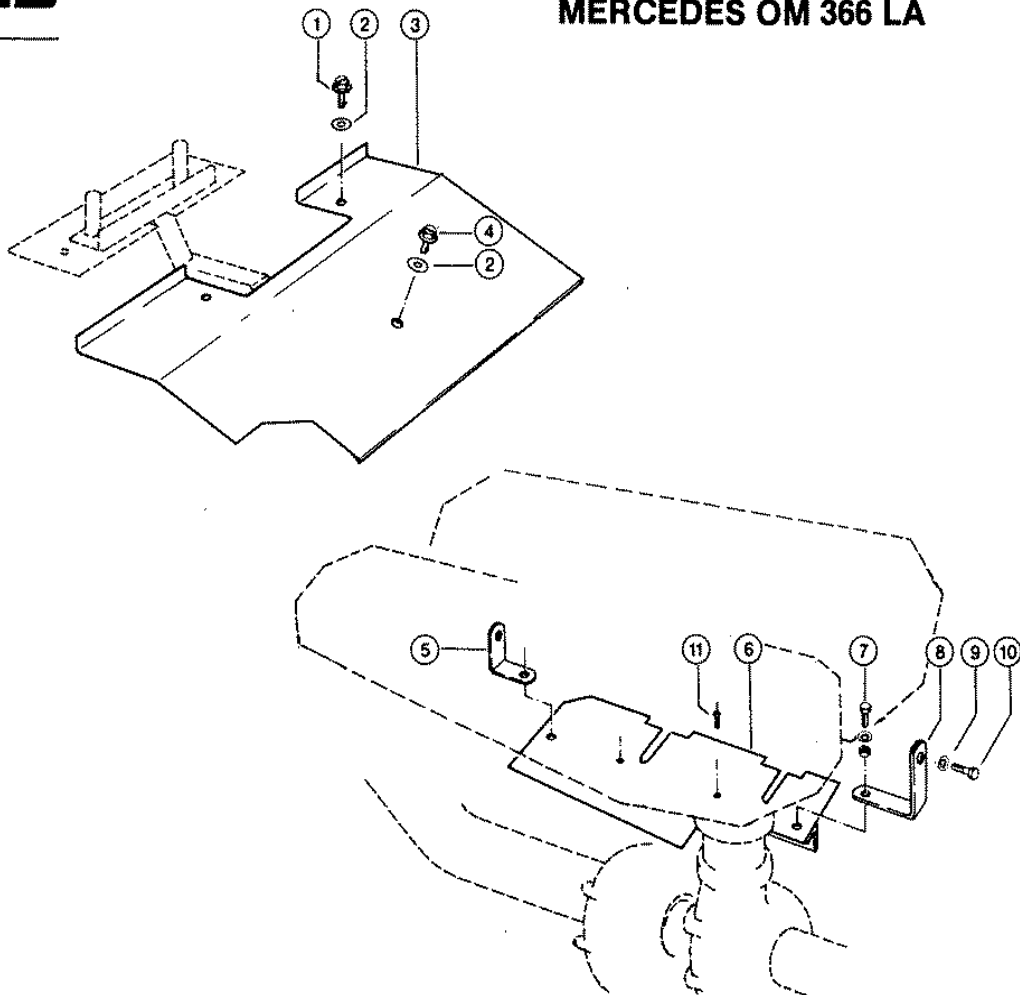
Characteristic: **PERKINS 1006-60 TW; THROTTLE LINKAGE**Illustration: **271**

| Pos. | Part-No. | Description | DIN | Dimension | Qty. | Remark |
|------|---------------|-----------------|---------|-------------|------|-------------------|
| 1 | 000 545 517 1 | Thrust rod | | | 1 | |
| 2 | 000 545 519 0 | Pull rod | | 6h9x343,3 | 8 | |
| 3 | 000 235 109 0 | Split pin | I1234 | 2 X 12 | 3 | |
| 4 | 000 234 222 0 | Washer | | 6,2x 15 X1 | 3 | |
| 5 | 000 234 273 0 | Washer | | 6,4x 15 X2 | 6 | |
| 6 | 000 609 353 0 | Split pin | | 6kk 2000 | 6 | |
| 7 | 000 236 169 0 | Hexagonal nut | Iso4032 | M6 | 4 | |
| 8 | 000 609 352 0 | Fastener | | D15x23 | 3 | |
| 9 | 000 606 005 3 | Pull rod | | D6x655 | 1 | from No. 09308245 |
| 9 | 000 685 948 1 | Pull rod | | D6x560 | 1 | to No. 09308244 |
| 10 | 000 659 262 0 | Tension spring | | 2 X 20 X106 | 1 | |
| 11 | 000 545 516 1 | Shaft | | Geschw. | 1 | |
| 12 | 000 239 388 0 | Contact washer | | A10 | 2 | |
| 13 | 000 237 383 0 | Hexagonal screw | Iso4017 | M10x25 | 2 | |



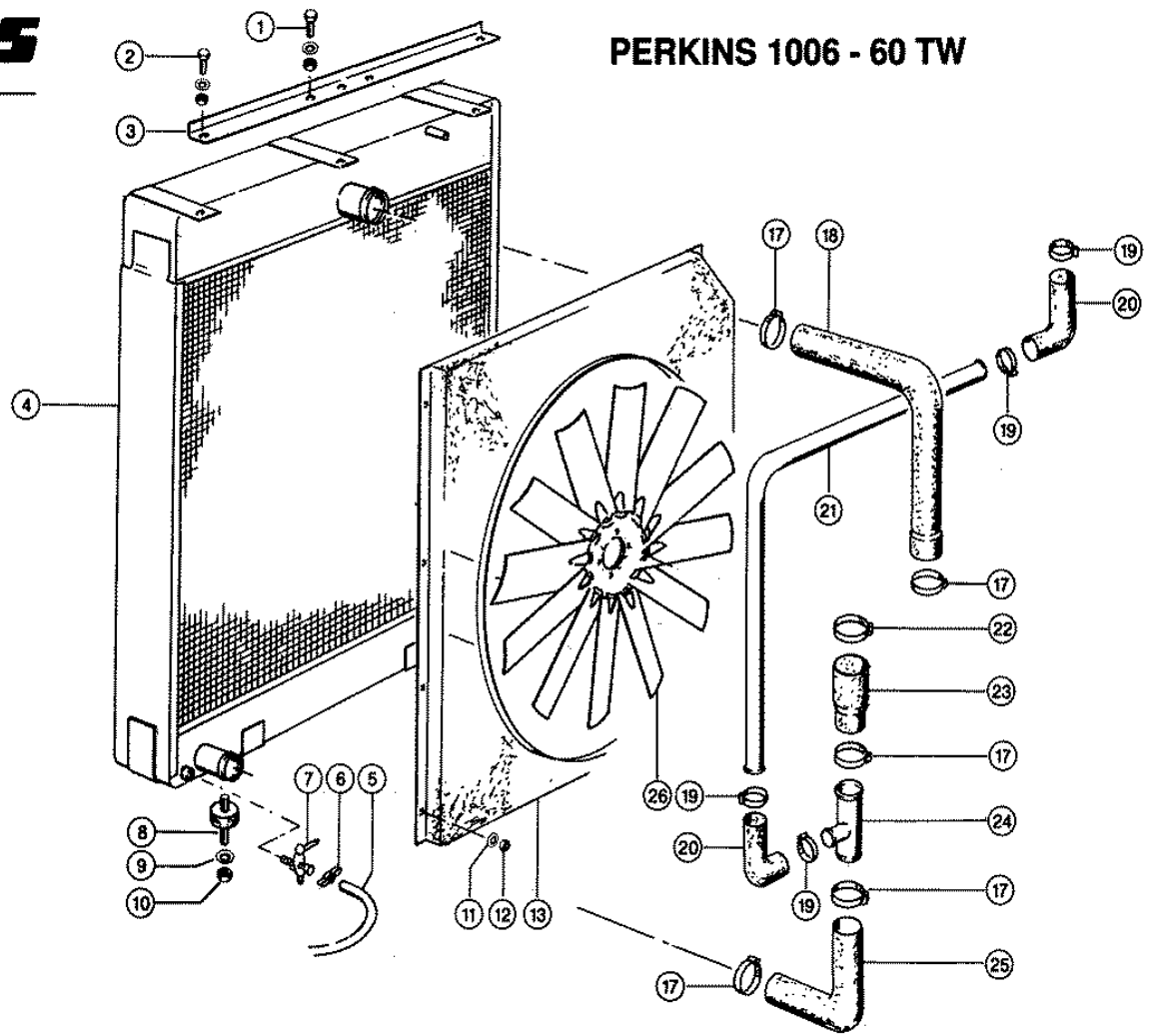
Characteristic: **MERCEDES OM 366 LA; COOLING SYSTEM**Illustration: **272**

| Pos. | Part-No. | Description | DIN | Dimension | Qty. | Remark |
|------|---------------|-----------------|---------|-----------------|------|-----------------|
| 1 | 000 237 442 0 | Hexagonal screw | Iso4017 | M08x25 | 3 | |
| 1 | 000 236 170 0 | Hexagonal nut | Iso4032 | M8 | 3 | |
| 1 | 000 239 387 0 | Contact washer | | A 8 | 3 | |
| 2 | 000 657 257 0 | Brace | | 40x20x4x792,5 | 1 | |
| 3 | 000 523 126 0 | Washer | | 10,5x 35 X5 | 3 | |
| 4 | 000 657 199 3 | Radiator | | | 1 | |
| 5 | 000 238 147 0 | Seal ring | Din7603 | A18x22x1,5 | 1 | to No. 09308499 |
| 6 | 000 237 085 0 | Screw plug | Din7604 | A-M18x1,5 | 1 | to No. 09308499 |
| 7 | 000 602 559 0 | Adapter plug | | Nptf 1/4-18 | 1 | to No. 09308499 |
| 8 | 000 657 232 2 | Wind guide hood | | | 1 | |
| 9 | 000 671 953 2 | Buffer bolt | | 20x50 | 2 | |
| 10 | 000 239 388 0 | Contact washer | | A10 | 2 | |
| 11 | 000 236 171 0 | Hexagonal nut | Iso4032 | M10 | 2 | |
| 12 | 000 507 824 0 | Drain,tap | D71401 | M12 X1,5 Keg | 3 | (2) |
| 13 | 000 237 814 0 | 2-ear-clamp | | 13-15 | 3 | (2) |
| 14 | 000 200 779 0 | Pvc-hose | | A 7x10 | N.B | 1500 long |
| 15 | 000 239 386 0 | Contact washer | | A 6 | 10 | |
| 16 | 000 236 169 0 | Hexagonal nut | Iso4032 | M6 | 10 | |
| 17 | 000 239 101 2 | Hose clamp | D3017 | W.Ers.D.2391013 | 12 | |
| 18 | 000 649 539 0 | Rubber hose | | 45x6x80 | 3 | |
| 19 | 000 657 238 1 | Cool.water pipe | | R45x1,5x532 | 1 | |
| 20 | 000 659 729 0 | Rubber elbow | | | 1 | |
| 21 | 000 405 309 0 | Cap | D2950 | Z3/8-T1 | 1 | |
| 22 | 000 657 751 0 | Cool.water pipe | | | 1 | |
| 23 | 000 657 237 1 | Cool.water pipe | | R45x1,5x378 | 1 | |
| 24 | 000 659 734 1 | Rubber elbow | | | 1 | |
| 25 | 000 649 539 0 | Rubber hose | | 45x6x80 | 1 | |



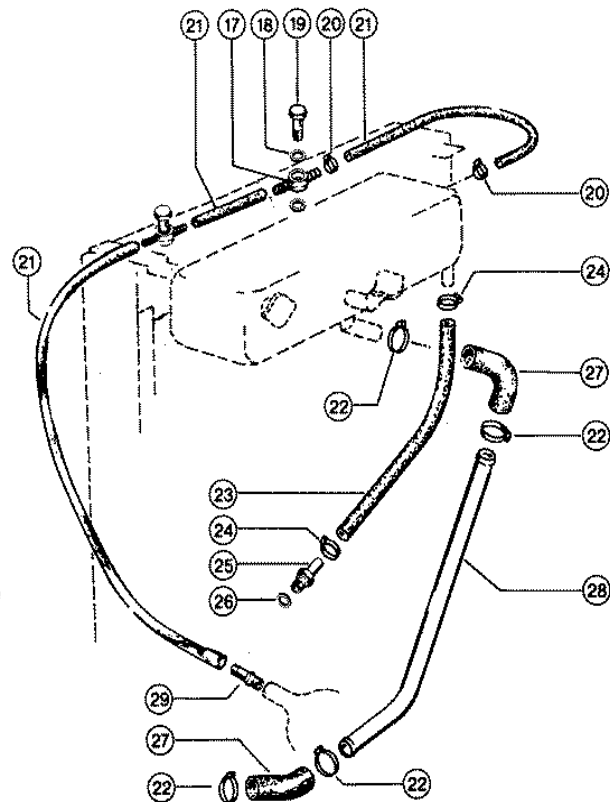
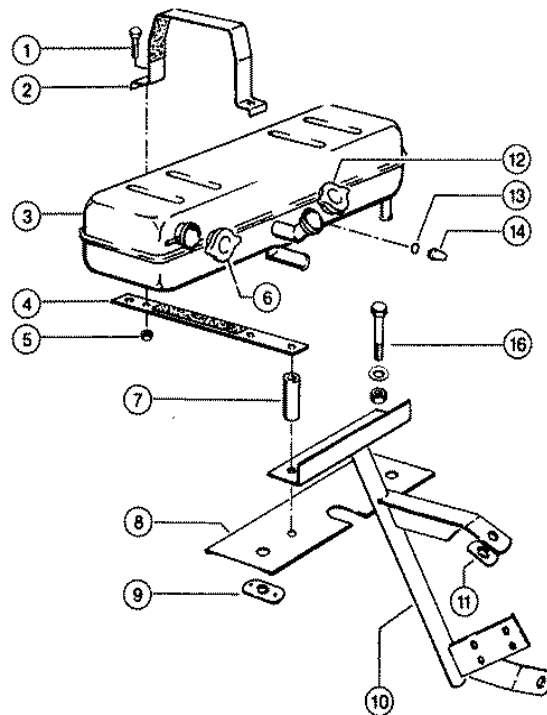
Characteristic: **MERCEDES OM 366 LA; BAFFLE**Illustration: **273**

| Pos. | Part-No. | Description | DIN | Dimension | Qty. | Remark |
|------|---------------|------------------|---------|----------------|------|--------|
| 1 | 000 606 674 0 | Locking pin | | 3,17- 3,92kl-L | 2 | |
| 2 | 000 601 243 0 | Support washer | | 10,8x25x0,6 | 3 | |
| 3 | 000 657 247 0 | Air intake guide | | 1,5x0473x0720 | 1 | |
| 4 | 000 601 608 0 | Locking pin | | 4,69- 5,45kl-L | 1 | |
| 5 | 000 686 429 1 | Angle | | 30x3x62 | 1 | |
| 6 | 000 657 258 0 | Baffle | | | 1 | |
| 7 | 000 237 442 0 | Hexagonal screw | Iso4017 | M08x25 | 2 | |
| 7 | 000 236 170 0 | Hexagonal nut | Iso4032 | M8 | 2 | |
| 7 | 000 239 387 0 | Contact washer | | A 8 | 2 | |
| 8 | 000 656 297 1 | Support angle | | 25x5x107 | 1 | |
| 9 | 000 239 387 0 | Contact washer | | A 8 | 1 | |
| 10 | 000 237 341 0 | Hexagonal screw | Iso4014 | m 8x45 | 1 | |
| 11 | 000 236 701 1 | Rivet | Din7337 | A 3,2x 6 | 2 | |



Characteristic: **PERKINS 1006-60 TW; COOLING SYSTEM**Illustration: **275**

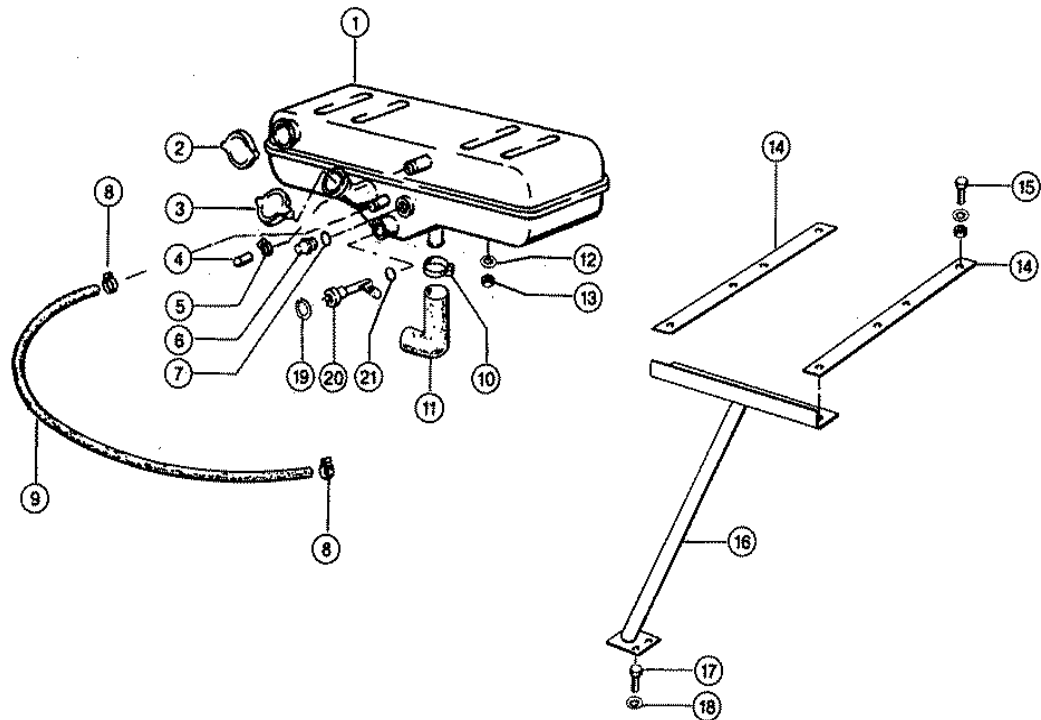
| Pos. | Part-No. | Description | DIN | Dimension | Qty. | Remark |
|------|---------------|-----------------|---------|-----------------|------|-----------|
| 1 | 000 235 529 0 | Hexagonal screw | Iso4017 | M10x25 | 2 | |
| 1 | 000 236 171 0 | Hexagonal nut | Iso4032 | M10 | 2 | |
| 1 | 000 239 388 0 | Contact washer | | A10 | 2 | |
| 2 | 000 237 442 0 | Hexagonal screw | Iso4017 | M08x25 | 3 | |
| 2 | 000 236 170 0 | Hexagonal nut | Iso4032 | M8 | 3 | |
| 2 | 000 239 387 0 | Contact washer | | A 8 | 3 | |
| 3 | 000 750 971 0 | Angle | | | 1 | |
| 4 | 000 750 946 0 | Radiator | | | 1 | |
| 5 | 000 200 779 0 | Pvc-hose | | A 7x10 | 1 | 1500 long |
| 6 | 000 237 814 0 | 2-ear-clamp | | 13-15 | 2 | |
| 7 | 000 507 824 0 | Drain,tap | D71401 | M12 X1,5 Keg | 1 | |
| 8 | 000 671 953 2 | Buffer bolt | | 20x50 | 2 | |
| 9 | 000 239 388 0 | Contact washer | | A10 | 2 | |
| 10 | 000 236 171 0 | Hexagonal nut | Iso4032 | M10 | 2 | |
| 11 | 000 239 386 0 | Contact washer | | A 6 | 8 | |
| 12 | 000 236 169 0 | Hexagonal nut | Iso4032 | M6 | 8 | |
| 13 | 000 750 988 1 | Wind guide hood | | | 1 | |
| 17 | 000 239 241 2 | Hose clamp | D3017 | W.Ers.D.2392413 | 5 | |
| 18 | 000 750 976 0 | Rubber elbow | | | 1 | |
| 19 | 000 239 046 1 | Hose clamp | D3017 | W.Ers.D.2390462 | 4 | |
| 20 | 000 657 233 0 | Rubber elbow | | D30 90grad | 2 | |
| 21 | 000 750 980 0 | Water pipe | | | 1 | |
| 22 | 000 408 561 1 | Hose clamp | D3017 | W.Ers.D.4085612 | 1 | |
| 23 | 000 668 519 0 | Rubber socket | | | 1 | |
| 24 | 000 750 978 0 | Pipe piece | | | 1 | |
| 25 | 000 750 977 0 | Rubber elbow | | | 1 | |
| 26 | 000 750 987 0 | Axial flow fan | | D 720 | 1 | |



Characteristic: **MERCEDES OM 366 LA; COOLING SYSTEM**

Illustration: **276**

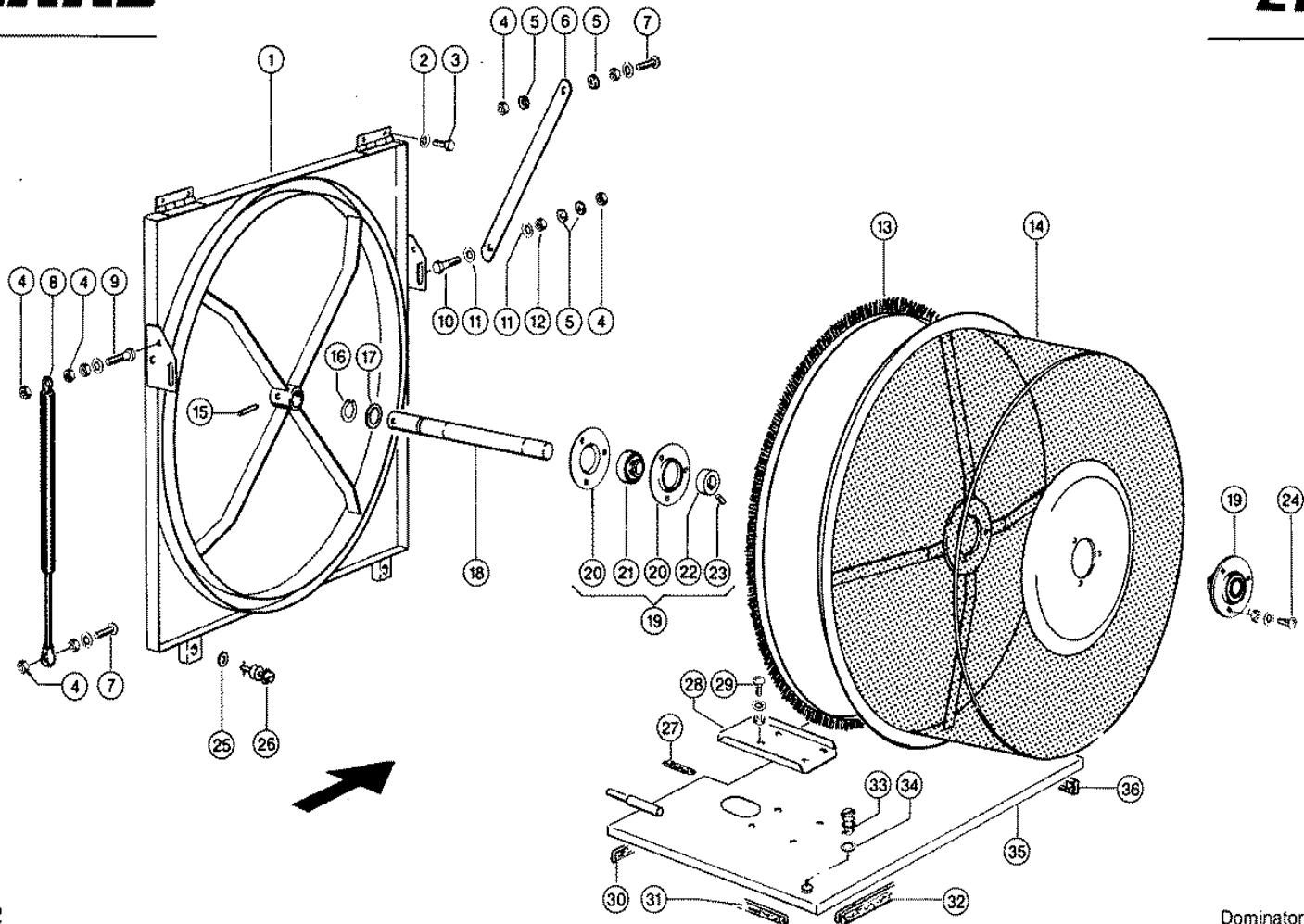
| Pos. | Part-No. | Description | DIN | Dimension | Qty. | Remark |
|------|---------------|------------------|---------|-----------------|------|-------------------------|
| 1 | 000 236 213 0 | Hexagonal screw | Iso4017 | m 8x35 | 4 | |
| 2 | 000 074 461 0 | Bracket | | | 2 | |
| 3 | 000 074 456 4 | Compensat. Box | | 0,7bar-12l | 1 | with Item 6, 12-15, |
| 4 | 000 649 515 1 | Brace | | | 2 | |
| 5 | 000 238 132 0 | Securing nut | Iso7042 | M08 | 4 | |
| 6 | 000 659 222 0 | Radiator lock | | Dv57/07 | 1 | |
| 7 | 000 603 462 1 | Sleeve | | R18x3x42 | 2 | |
| 8 | 000 657 250 0 | Supporting plate | | | 1 | |
| 9 | 000 601 244 0 | Supporting cam | | 991 R2-2ar | 2 | |
| 10 | 000 657 210 1 | Support | | | 1 | |
| 11 | 000 601 244 0 | Supporting cam | | 991 R2-2ar | 1 | |
| 12 | 000 649 538 0 | Radiator lock | | Dv57/1bar | 1 | |
| 13 | 000 176 990 0 | O-ring | | | 1 | |
| 14 | 000 176 989 0 | Inspection glass | | 241-05 | 1 | |
| 16 | 000 235 523 0 | Hexagonal screw | Iso4014 | M08x70 | 2 | |
| 16 | 000 236 170 0 | Hexagonal nut | Iso4032 | M8 | 2 | |
| 16 | 000 239 387 0 | Contact washer | | A 8 | 2 | |
| 17 | 000 239 382 0 | Connection | | R14-8-8 | 2 | |
| 18 | 000 633 114 1 | Seal ring | D7603 | D14 X20 | 4 | |
| 19 | 000 096 029 0 | Hollow screw | D7643 | 10 | 2 | |
| 20 | 000 408 552 0 | Hose clamp | D3017 | W.Ers.D.408552 | 15 | |
| 21 | 000 205 408 0 | Tube | | 10x3,5/4,5x400 | N.B | 385, 540. 600 long |
| 22 | 000 239 046 1 | Hose clamp | D3017 | W.Ers.D.2390462 | 4 | |
| 23 | 000 205 351 0 | Tube | | 15x3,5x40000 | 1 | 400 long |
| 24 | 000 215 408 0 | Hose clamp | D3017 | W.Ers.D.2154081 | 2 | |
| 25 | 000 606 105 0 | Screw union | | 6kt24x54 | 1 | |
| 26 | 000 238 147 0 | Seal ring | Din7603 | A18x22x1,5 | 1 | |
| 27 | 000 657 233 0 | Rubber elbow | | D30 90grad | 2 | |
| 28 | 000 657 234 1 | Cool.water pipe | | R30x2x661 | 1 | |
| 29 | 000 574 165 0 | Tube | | 10 X 1 X 50 | 1 | to the load air cooling |



Characteristic: **PERKINS 1006-60 TW; COOLING SYSTEM**

Illustration: **277**

| Pos. | Part-No. | Description | DIN | Dimension | Qty. | Remark |
|------|---------------|------------------|---------|-----------------|------|----------------------------|
| 1 | 000 350 091 1 | Compensat. box | | | 1 | |
| 2 | 000 659 222 0 | Radiator lock | | Dv57/07 | 1 | |
| 3 | 000 752 008 0 | Radiator lock | | D 57 | 1 | |
| 4 | 000 216 070 0 | Guard cap | | D 10x25,4 | 1 | |
| 5 | 000 216 161 0 | Hose clamp | | S 12/12 Sz | 1 | |
| 6 | 000 176 989 0 | Inspection glass | | 241-05 | 1 | |
| 7 | 000 176 990 0 | O-ring | | | 1 | |
| 8 | 000 408 552 0 | Hose clamp | D3017 | W.Ers.D.408552 | 2 | |
| 9 | 000 205 408 0 | Tube | | 10x3,5/4,5x400 | 1 | 600 long |
| 10 | 000 239 046 1 | Hose clamp | D3017 | W.Ers.D.2390462 | 1 | see illustration plate 522 |
| 11 | 000 657 233 0 | Rubber elbow | | D30 90grad | 1 | see illustration plate 522 |
| 12 | 000 239 387 0 | Contact washer | | A 8 | 4 | |
| 13 | 000 238 132 0 | Securing nut | Iso7042 | M08 | 4 | |
| 14 | 000 750 972 0 | Brace | | | 2 | |
| 15 | 000 235 529 0 | Hexagonal screw | Iso4017 | M10x25 | 4 | |
| 15 | 000 236 171 0 | Hexagonal nut | Iso4032 | M10 | 4 | |
| 15 | 000 239 388 0 | Contact washer | | A10 | 4 | |
| 16 | 000 750 970 0 | Support | | | 1 | |
| 17 | 000 235 529 0 | Hexagonal screw | Iso4017 | M10x25 | 2 | |
| 18 | 000 239 388 0 | Contact washer | | A10 | 2 | |
| 19 | 000 235 163 0 | Circlip | D471 | 30x1,5 | 1 | |
| 20 | 000 013 139 0 | Float switch | | | 1 | |
| 21 | 000 238 634 0 | O-ring | D3771 | 14 X3 -N | 1 | |



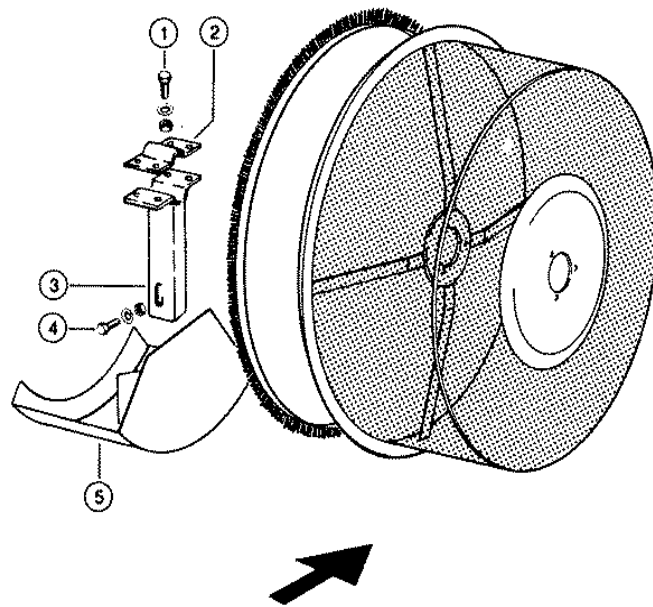
CLAAS SPARE PARTS LIST

08.09.2008
Sheet 1
DOMINATOR 98 VX

Characteristic: **ROTARY RADIATOR SCRE**

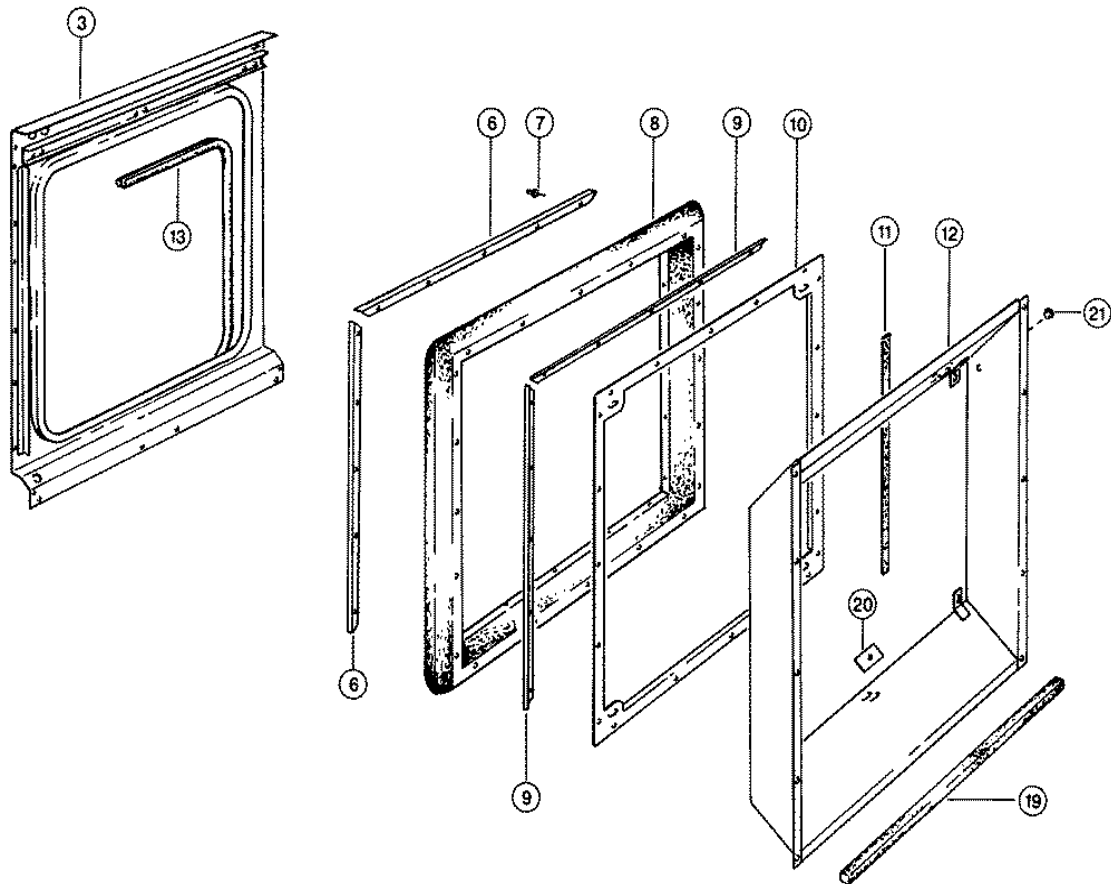
Illustration: **278**

| Pos. | Part-No. | Description | DIN | Dimension | Qty. | Remark |
|------|---------------|-------------------|---------|-----------------|------|------------------------------------|
| 1 | 000 657 605 0 | Rear panel | | | 1 | |
| 2 | 000 239 386 0 | Contact washer | | A 6 | 4 | |
| 3 | 000 237 466 0 | Hexagonal screw | Iso4017 | M06x20 | 4 | |
| 4 | 000 238 132 0 | Securing nut | Iso7042 | M08 | 5 | |
| 5 | 000 725 776 0 | Sealing washer | | D 18x2 | 8 | |
| 6 | 000 663 268 0 | Brace | | 4x25x480 | 2 | |
| 7 | 000 801 884 1 | Flat head bolt | | m 8x 35 | 3 | |
| 7 | 000 236 170 0 | Hexagonal nut | Iso4032 | M8 | 3 | |
| 7 | 000 239 387 0 | Contact washer | | A 8 | 3 | |
| 8 | 000 609 635 0 | Gas spring | | | 1 | |
| 9 | 000 238 125 0 | Hexagonal screw | Iso4017 | m 8x40 | 1 | |
| 9 | 000 236 170 0 | Hexagonal nut | Iso4032 | M8 | 1 | |
| 9 | 000 239 393 1 | Contact washer | | B 8 | 1 | |
| 10 | 000 238 125 0 | Hexagonal screw | Iso4017 | m 8x40 | 2 | |
| 11 | 000 239 393 1 | Contact washer | | B 8 | 4 | |
| 12 | 000 236 170 0 | Hexagonal nut | Iso4032 | M8 | 2 | |
| 13 | 000 657 096 0 | Sealing brush | | | 1 | |
| 14 | 000 657 570 1 | Rotor | | D740 S | 1 | |
| 15 | 000 235 667 2 | Tensioning pin | Iso8752 | 6 X 45-N | 1 | |
| 16 | 000 235 163 0 | Circlip | D471 | 30x1,5 | 1 | |
| 17 | 000 234 383 0 | Back-up washer | Din988 | S 30x42x2,5 | 1 | |
| 18 | 000 657 571 0 | Shaft | | D30,15x374 | 1 | |
| 19 | 000 610 449 0 | Flange bearing | | Bfa 30 | 2 | |
| 20 | 000 610 446 0 | Metal flange | | Rb Y 206 | 4 | |
| 21 | 000 610 448 0 | Lock collar bear. | | Rä30nppbfa140/ | 2 | |
| 22 | 000 610 447 0 | Tension ring | | W.Ers.D.6104471 | 2 | |
| 23 | 000 236 325 0 | Threaded pin | Iso4029 | m 8x10 | 2 | |
| 24 | 000 236 510 0 | Flat head bolt | Din603 | M10x 20x12 | 6 | |
| 24 | 000 236 171 0 | Hexagonal nut | Iso4032 | M10 | 6 | |
| 24 | 000 239 388 0 | Contact washer | | A10 | 6 | |
| 25 | 000 601 243 0 | Support washer | | 10,8x25x0,6 | 2 | |
| 26 | 000 602 485 0 | Locking pin | | 22,22-22,97kl-L | 2 | |
| 27 | 000 200 706 0 | Edge protector | | Hellgrau | N.B | |
| 28 | 000 663 271 0 | Cover plate | | 1,0x0130x0258 | 1 | not at radiator- concave vacuum |
| 29 | 000 610 097 1 | Flat head bolt | | m 8x 16 | 4 | |
| 29 | 000 236 170 0 | Hexagonal nut | Iso4032 | M8 | 4 | |
| 29 | 000 239 387 0 | Contact washer | | A 8 | 4 | |
| 30 | 000 200 909 0 | Seal strip | | | N.B | |
| 31 | 000 200 909 0 | Seal strip | | | N.B | |
| 32 | 000 201 876 1 | Seal strip | | | N.B | |
| 33 | 000 657 659 0 | Locking pin | | 29,1 -29,85kl-L | 2 | |
| 34 | 000 601 243 0 | Support washer | | 10,8x25x0,6 | 2 | |
| 35 | 000 657 733 0 | Sealed plate | | | 1 | |
| 36 | 000 205 078 0 | Lip profile | | | N.B | |



Characteristic: **SURTION BLOWER, ROTOR - DEFLECTOR PLATE**Illustration: **279**

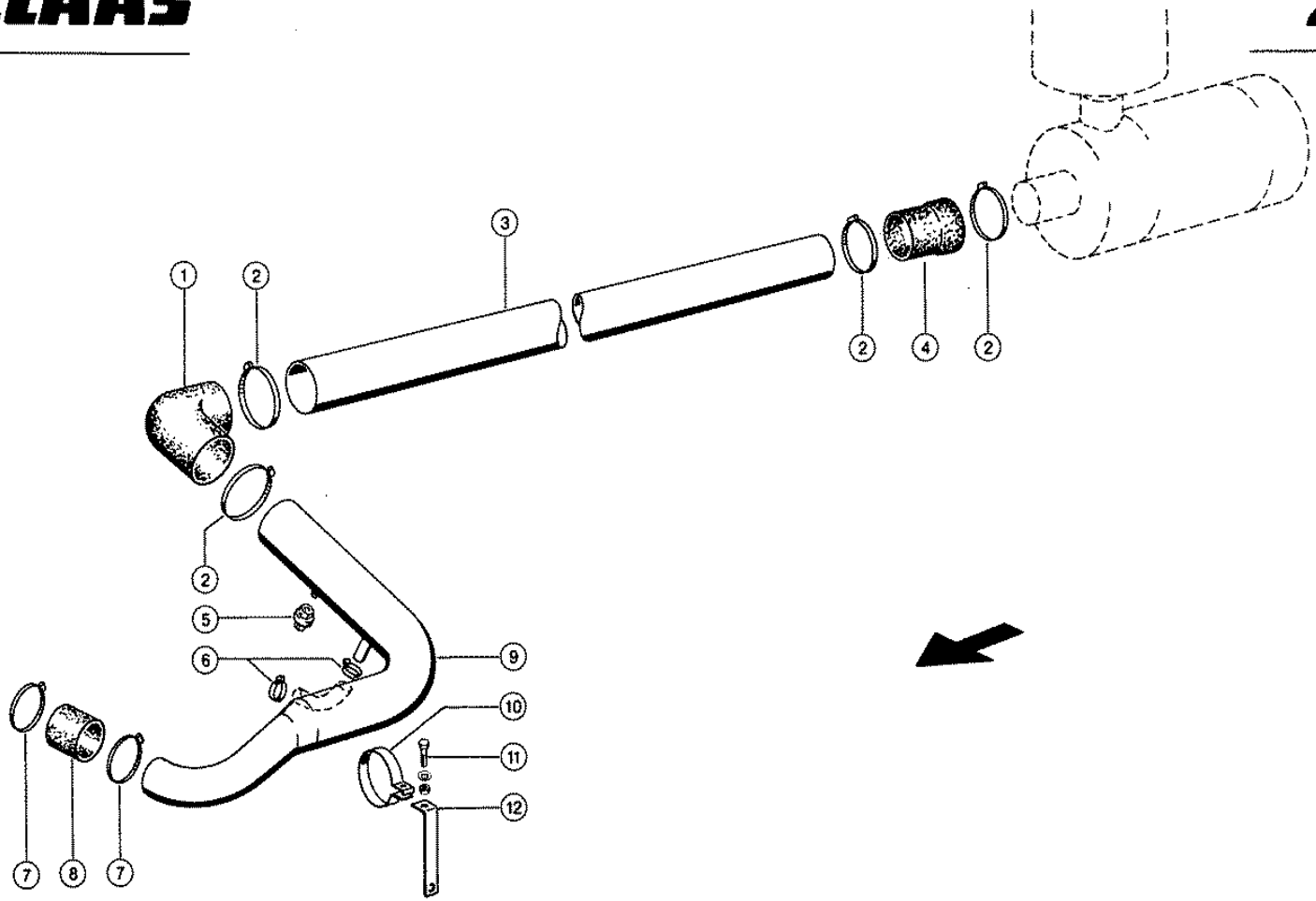
| Pos. | Part-No. | Description | DIN | Dimension | Qty. | Remark |
|------|---------------|------------------|---------|---------------|------|--------|
| 1 | 000 237 442 0 | Hexagonal screw | Iso4017 | M08x25 | 4 | |
| 1 | 000 239 387 0 | Contact washer | | A 8 | 4 | |
| 1 | 000 236 170 0 | Hexagonal nut | Iso4032 | M8 | 4 | |
| 2 | 000 657 883 0 | Clamp | | 3,0x0075x0080 | 1 | |
| 3 | 000 657 529 1 | Supporting plate | | | 1 | |
| 4 | 000 236 200 0 | Hexagonal screw | Iso4017 | M08x20 | 2 | |
| 4 | 000 236 170 0 | Hexagonal nut | Iso4032 | M8 | 2 | |
| 4 | 000 239 393 1 | Contact washer | | B 8 | 2 | |
| 5 | 000 657 572 1 | Deflector plate | | | 1 | |



Characteristic: **RADIATOR CONN.PARTS**

Illustration: **280**

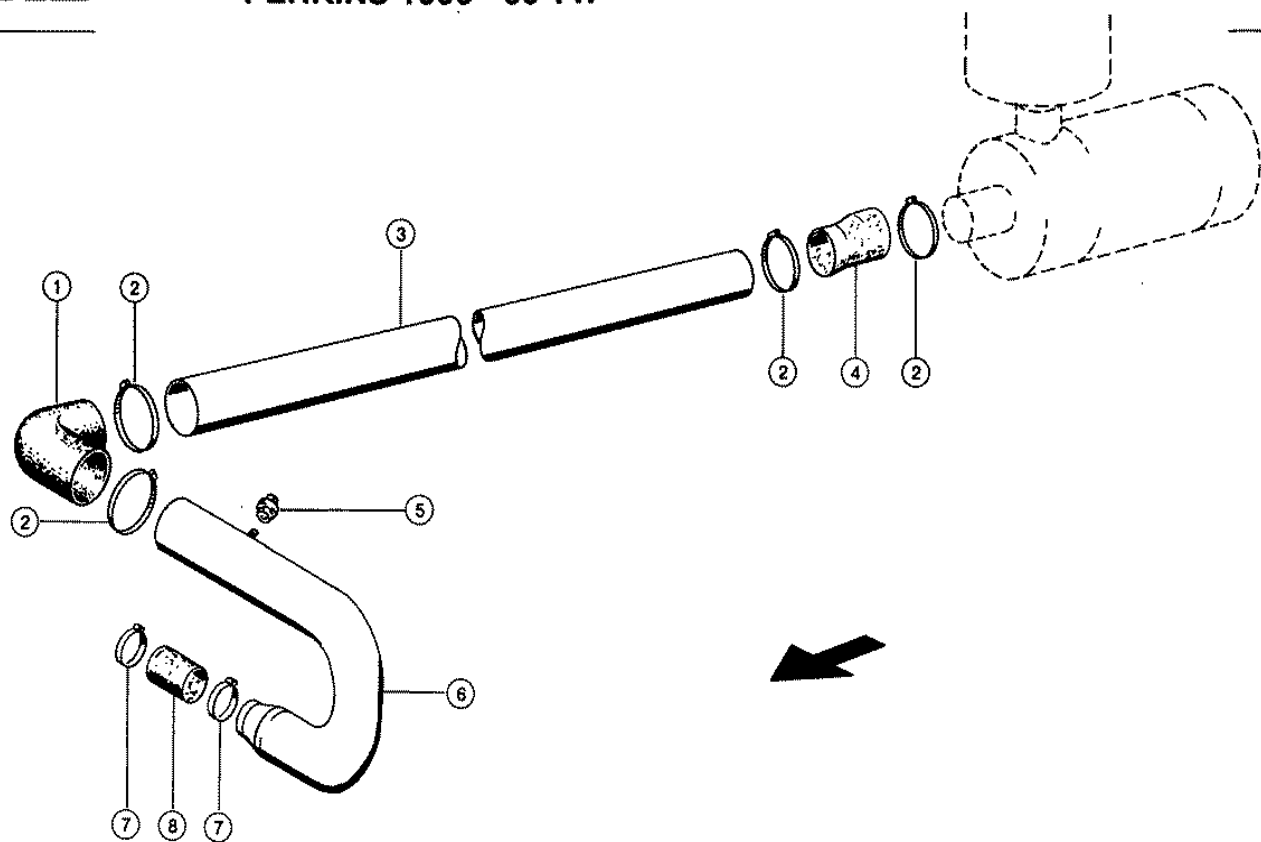
| Pos. | Part-No. | Description | DIN | Dimension | Qty. | Remark |
|------|---------------|-----------------|-------|-----------------|------|----------------------|
| 3 | 000 657 726 2 | Panel | | | 1 | |
| 6 | 000 643 869 0 | Attaching Rail | | L15x4x0,9x814 | 4 | |
| 7 | 000 238 018 1 | Rivet | D7337 | A 4,0x10 | 40 | |
| 8 | 000 643 867 0 | Bellows | | | 1 | |
| 9 | 000 643 114 0 | Attaching Rail | | L15x4x0,9x776 | 4 | |
| 10 | 000 643 110 1 | Frame | | | 1 | |
| 11 | 000 201 480 0 | Wood pulp strip | | 12x4 Selbstkleb | N.B | |
| 12 | 000 657 761 2 | Air intake hsg. | | | 1 | at Mercedes Om 366 A |
| 12 | 000 750 948 0 | Air intake hsg. | | | 1 | at Perkins 1006-60Tw |
| 12 | 000 657 955 0 | Air intake hsg. | | | 1 | at Perkins 1006.6 T |
| 13 | 000 201 354 0 | Seal strip | | 1,0-3,5 | N.B | |
| 19 | 000 672 791 1 | PL.Foam Strip | | 30x20x 650 | 3 | |
| 20 | 000 657 796 0 | Sealing washer | | 1,5x30x50 | 1 | |
| 21 | 000 238 500 0 | Plug | | D 9,4-F | 1 | at Merced. Om 366 La |



Characteristic: **MERCEDES OM 366 LA; AIR FILTER SYSTEM**

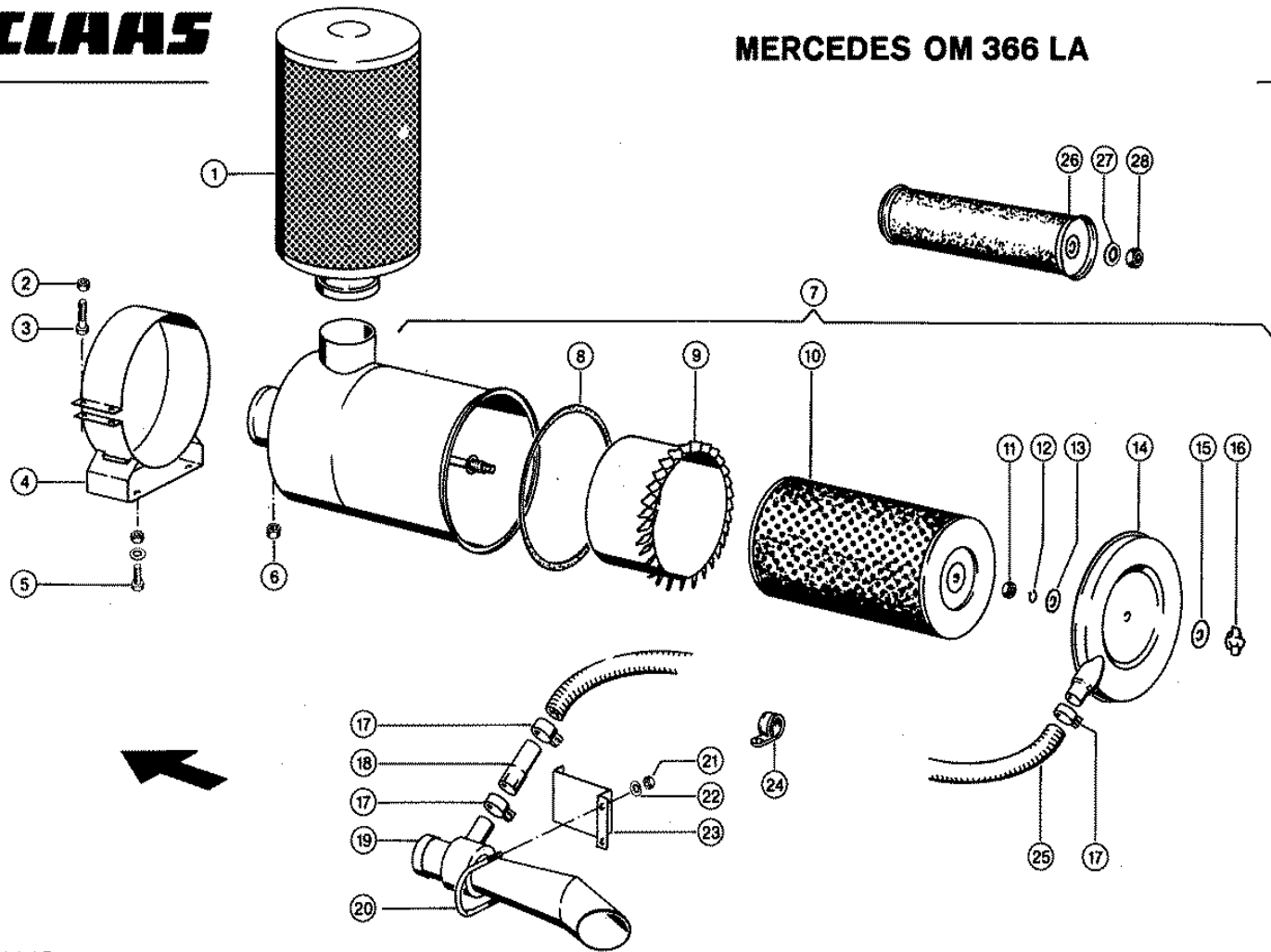
Illustration: **281**

| Pos. | Part-No. | Description | DIN | Dimension | Qty. | Remark |
|------|---------------|-------------------|---------|-----------------|------|--------|
| 1 | 000 685 092 0 | Rubber elbow | | 100 X116 | 1 | |
| 2 | 000 238 894 1 | Hose clamp | D3017 | As110-130/12-C7 | 4 | |
| 3 | 000 606 037 0 | Suction tube | | D100x1,5x2480 | 1 | |
| 4 | 000 657 309 0 | Suction stub | | 100/110 | 1 | |
| 5 | 000 673 868 1 | Maintnance switch | | | 1 | |
| 6 | 000 408 558 2 | Hose clamp | D3017 | W.Ers.D.4085583 | 2 | |
| 7 | 000 238 908 1 | Hose clamp | D3017 | W.Ers.D.2399082 | 2 | |
| 8 | 000 649 533 2 | Hose support | | D70x5x105 | 1 | |
| 9 | 000 649 529 0 | Air intake pipe | | | 1 | |
| 10 | 000 677 404 1 | Pipe clamp | | D100 | 1 | |
| 11 | 000 236 213 0 | Hexagonal screw | Iso4017 | m 8x35 | 1 | |
| 11 | 000 236 170 0 | Hexagonal nut | Iso4032 | M8 | 1 | |
| 11 | 000 239 387 0 | Contact washer | | A 8 | 1 | |
| 12 | 000 649 524 1 | Support | | 25x5x182,5 | 1 | |



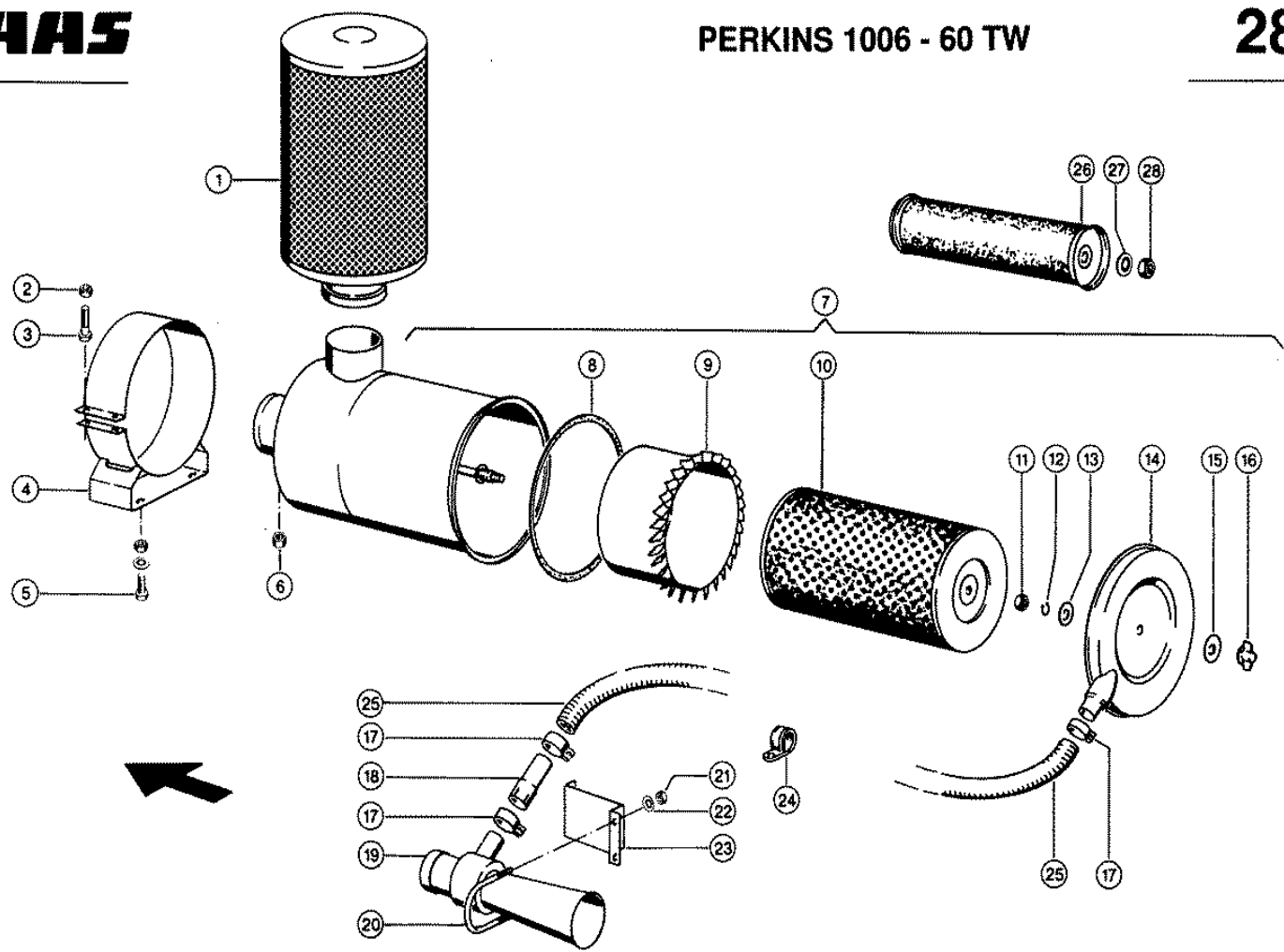
Characteristic: **PERKINS 1006-60 TW; AIR FILTER SYSTEM**Illustration: **282**

| Pos. | Part-No. | Description | DIN | Dimension | Qty. | Remark |
|------|---------------|--------------------|-------|-----------------|------|-----------|
| 1 | 000 685 092 0 | Rubber elbow | | 100 X116 | 1 | |
| 2 | 000 238 894 1 | Hose clamp | D3017 | As110-130/12-C7 | 4 | |
| 3 | 000 606 037 0 | Suction tube | | D100x1,5x2480 | 1 | |
| 4 | 000 657 309 0 | Suction stub | | 100/110 | 1 | |
| 5 | 000 679 268 1 | Maintenance switch | | | 1 | - 65 mbar |
| 5 | 000 673 868 1 | Maintenance switch | | | 1 | - 50 mbar |
| 6 | 000 750 928 0 | Air intake pipe | | | 1 | |
| 7 | 000 238 908 1 | Hose clamp | D3017 | W.Ers.D.2399082 | 2 | |
| 8 | 000 668 605 0 | Hose support | | D70x5x70 | 1 | |



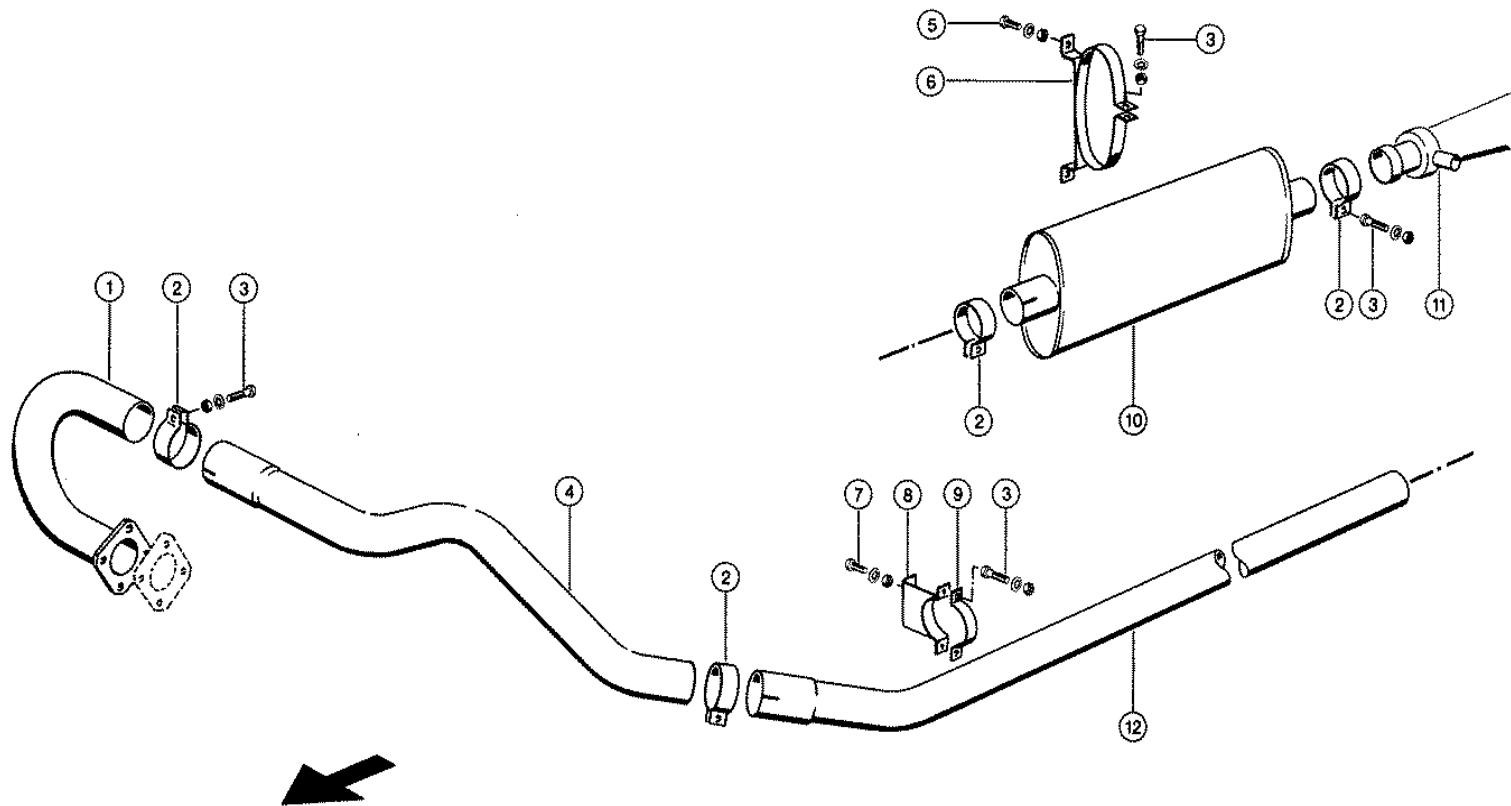
Characteristic: **MERCEDES OM 366 LA; AIR FILTER SYSTEM**Illustration: **283**

| Pos. | Part-No. | Description | DIN | Dimension | Qty. | Remark |
|------|---------------|------------------|---------|-------------|------|-----------|
| 1 | 000 657 312 0 | Pre filter | | | 1 | |
| 2 | 000 238 132 0 | Securing nut | Iso7042 | M08 | 2 | |
| 3 | 000 236 213 0 | Hexagonal screw | Iso4017 | m 8x35 | 2 | |
| 4 | 000 657 315 0 | Clamp | | | 1 | |
| 5 | 000 236 200 0 | Hexagonal screw | Iso4017 | M08x20 | 4 | |
| 5 | 000 236 170 0 | Hexagonal nut | Iso4032 | M8 | 4 | |
| 5 | 000 239 387 0 | Contact washer | | A 8 | 4 | |
| 6 | 000 215 488 0 | Cap nut | Din917 | M10x1 | 1 | |
| 7 | 000 657 310 0 | Air filter | | | 1 | |
| 8 | 000 679 749 0 | Seal ring | | | 1 | |
| 9 | 000 177 047 0 | Fin unit | | | 1 | |
| 10 | 000 177 046 0 | Filter cartridge | | | 1 | |
| 11 | 000 238 132 0 | Securing nut | Iso7042 | M08 | 1 | |
| 11 | 000 239 387 0 | Contact washer | | A 8 | 1 | |
| 12 | 000 235 152 0 | Circlip | D471 | 13x1 | 1 | |
| 13 | 000 176 945 0 | Plastic washer | | | 1 | |
| 14 | 000 177 048 0 | Floor | | | 1 | |
| 15 | 000 176 946 0 | Steel disk | | | 1 | |
| 16 | 000 176 957 0 | Wing nut | | | 1 | |
| 17 | 000 723 641 1 | Hose clamp | | S 36/20 Sz | 3 | |
| 18 | 000 723 644 0 | Connecting tube | | 32x1,5x100 | 1 | |
| 19 | 000 679 744 2 | Ejector | | | 1 | |
| 20 | 000 679 745 1 | Bracket screw | | m 8x252 | 1 | |
| 21 | 000 236 170 0 | Hexagonal nut | Iso4032 | M8 | 2 | |
| 22 | 000 239 387 0 | Contact washer | | A 8 | 2 | |
| 23 | 000 679 743 0 | Console | | 3x100x265,5 | 1 | |
| 24 | 000 215 079 0 | Pipe clamp | Din3016 | D1-38x25 | 2 | |
| 25 | 000 205 333 0 | Spiral hose | | Di32/Da36,8 | 1 | 1660 long |
| 26 | 000 657 564 0 | Safety Cartridge | | | 1 | |
| 27 | 000 239 391 0 | Contact washer | | A16 | 1 | |
| 28 | 000 237 574 0 | Hexagonal nut | Iso8675 | M16x1,5 | 1 | |



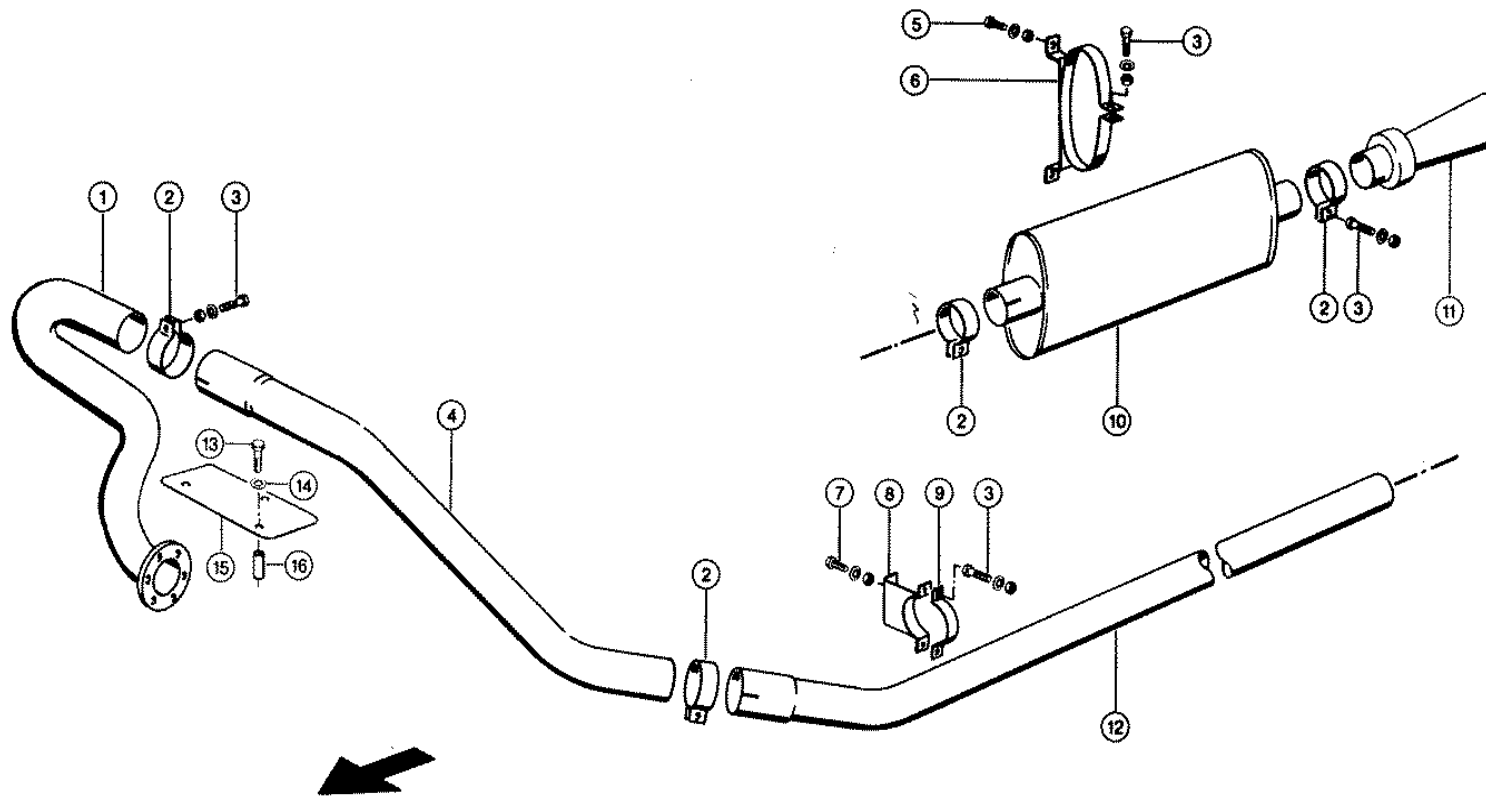
Characteristic: **PERKINS 1006-60 TW; AIR FILTER SYSTEM**Illustration: **284**

| Pos. | Part-No. | Description | DIN | Dimension | Qty. | Remark |
|------|---------------|------------------|---------|-------------|------|-----------|
| 1 | 000 657 312 0 | Pre filter | | | 1 | |
| 2 | 000 238 132 0 | Securing nut | Iso7042 | M08 | 2 | |
| 3 | 000 236 213 0 | Hexagonal screw | Iso4017 | m 8x35 | 2 | |
| 4 | 000 657 315 0 | Clamp | | | 1 | |
| 5 | 000 236 200 0 | Hexagonal screw | Iso4017 | M08x20 | 4 | |
| 5 | 000 236 170 0 | Hexagonal nut | Iso4032 | M8 | 4 | |
| 5 | 000 239 387 0 | Contact washer | | A 8 | 4 | |
| 6 | 000 215 488 0 | Cap nut | Din917 | M10x1 | 1 | |
| 7 | 000 657 310 0 | Air filter | | | 1 | |
| 8 | 000 679 749 0 | Seal ring | | | 1 | |
| 9 | 000 177 047 0 | Fin unit | | | 1 | |
| 10 | 000 177 046 0 | Filter cartridge | | | 1 | |
| 11 | 000 238 132 0 | Securing nut | Iso7042 | M08 | 1 | |
| 11 | 000 239 387 0 | Contact washer | | A 8 | 1 | |
| 12 | 000 235 152 0 | Circlip | D471 | 13x1 | 1 | |
| 13 | 000 176 945 0 | Plastic washer | | | 1 | |
| 14 | 000 177 048 0 | Floor | | | 1 | |
| 15 | 000 176 946 0 | Steel disk | | | 1 | |
| 16 | 000 176 957 0 | Wing nut | | | 1 | |
| 17 | 000 723 641 1 | Hose clamp | | S 36/20 Sz | 3 | |
| 18 | 000 723 644 0 | Connecting tube | | 32x1,5x100 | 1 | |
| 19 | 000 679 744 2 | Ejector | | | 1 | |
| 20 | 000 679 745 1 | Bracket screw | | m 8x252 | 1 | |
| 21 | 000 236 170 0 | Hexagonal nut | Iso4032 | M8 | 2 | |
| 22 | 000 239 387 0 | Contact washer | | A 8 | 2 | |
| 23 | 000 679 743 0 | Console | | 3x100x265,5 | 1 | |
| 24 | 000 215 079 0 | Pipe clamp | Din3016 | D1-38x25 | 2 | |
| 25 | 000 205 333 0 | Spiral hose | | Di32/Da36,8 | 1 | 1660 long |
| 26 | 000 657 564 0 | Safety Cartridge | | | 1 | |
| 27 | 000 239 391 0 | Contact washer | | A16 | 1 | |
| 28 | 000 237 574 0 | Hexagonal nut | Iso8675 | M16x1,5 | 1 | |



Characteristic: **MERCEDES OM 366 LA; EXHAUST SYSTEM**Illustration: **285**

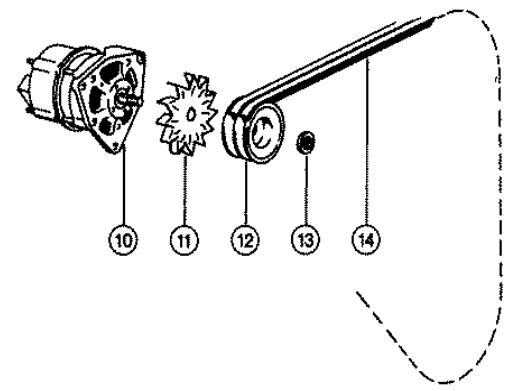
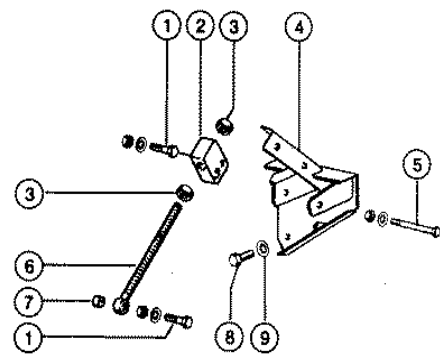
| Pos. | Part-No. | Description | DIN | Dimension | Qty. | Remark |
|------|---------------|------------------|---------|-------------|------|--------------------------------|
| 1 | 000 657 239 1 | Exhaust pipe | | | 1 | seal Merc.-No. 352 098 0980 |
| 2 | 000 659 454 0 | Pipe clamp | | D 79 | 4 | |
| 3 | 000 236 213 0 | Hexagonal screw | Iso4017 | m 8x35 | 8 | |
| 3 | 000 236 170 0 | Hexagonal nut | Iso4032 | M8 | 8 | |
| 3 | 000 239 387 0 | Contact washer | | A 8 | 8 | |
| 4 | 000 657 242 0 | Exhaust pipe | | 75x1,5x1275 | 1 | |
| 5 | 000 237 442 0 | Hexagonal screw | Iso4017 | M08x25 | 4 | |
| 5 | 000 236 170 0 | Hexagonal nut | Iso4032 | M8 | 4 | |
| 5 | 000 239 387 0 | Contact washer | | A 8 | 4 | |
| 6 | 000 606 067 3 | Support | | | 2 | |
| 7 | 000 236 200 0 | Hexagonal screw | Iso4017 | M08x20 | 2 | |
| 7 | 000 236 170 0 | Hexagonal nut | Iso4032 | M8 | 2 | |
| 7 | 000 239 387 0 | Contact washer | | A 8 | 2 | |
| 8 | 000 602 468 0 | Support | | | 1 | |
| 9 | 000 671 814 0 | Clamp | | 20x5x160 | 1 | |
| 10 | 000 671 910 0 | Exhaust silencer | | | 1 | |
| 11 | 000 649 505 1 | Ejector | | | 1 | |
| 12 | 000 606 023 1 | Exhaust pipe | | 75x1,5x2074 | 1 | |



Characteristic: **PERKINS 1006-60 TW; EXHAUST SYSTEM**

Illustration: **286**

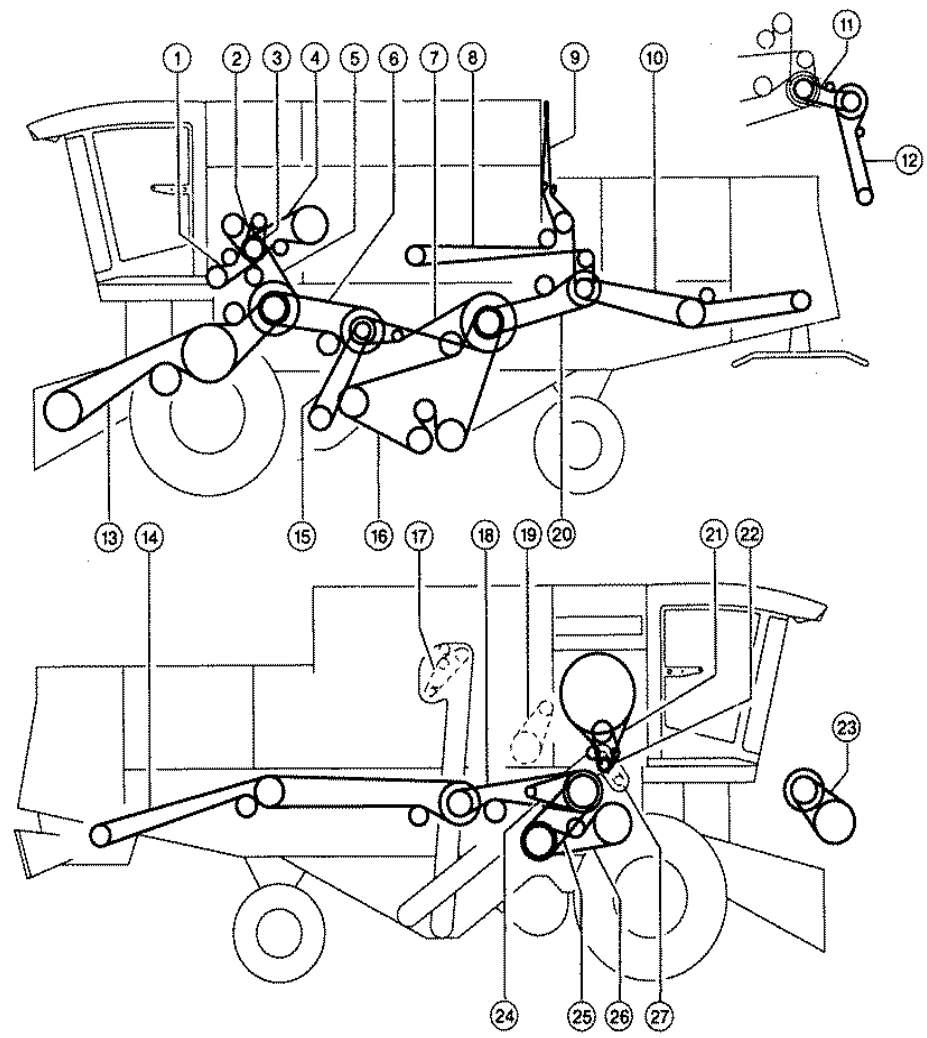
| Pos. | Part-No. | Description | DIN | Dimension | Qty. | Remark |
|------|---------------|------------------|---------|--------------|------|--------|
| 1 | 000 750 940 1 | Exhaust pipe | | | 1 | |
| 2 | 000 659 454 0 | Pipe clamp | | D 79 | 4 | |
| 3 | 000 236 213 0 | Hexagonal screw | Iso4017 | M 8x35 | 8 | |
| 3 | 000 236 170 0 | Hexagonal nut | Iso4032 | M8 | 8 | |
| 3 | 000 239 387 0 | Contact washer | | A 8 | 8 | |
| 4 | 000 657 080 0 | Exhaust pipe | | D75x1,5x1230 | 1 | |
| 5 | 000 237 442 0 | Hexagonal screw | Iso4017 | M08x25 | 4 | |
| 5 | 000 236 170 0 | Hexagonal nut | Iso4032 | M8 | 4 | |
| 5 | 000 239 387 0 | Contact washer | | A 8 | 4 | |
| 6 | 000 606 067 3 | Support | | | 2 | |
| 7 | 000 236 200 0 | Hexagonal screw | Iso4017 | M08x20 | 2 | |
| 7 | 000 236 170 0 | Hexagonal nut | Iso4032 | M8 | 2 | |
| 7 | 000 239 387 0 | Contact washer | | A 8 | 2 | |
| 8 | 000 602 468 0 | Support | | | 1 | |
| 9 | 000 671 814 0 | Clamp | | 20x5x160 | 1 | |
| 10 | 000 671 910 0 | Exhaust silencer | | | 1 | |
| 11 | 000 679 744 2 | Ejector | | | 1 | |
| 12 | 000 606 023 1 | Exhaust pipe | | 75x1,5x2074 | 1 | |
| 13 | 000 235 523 0 | Hexagonal screw | Iso4014 | M08x70 | 3 | |
| 14 | 000 239 387 0 | Contact washer | | A 8 | 3 | |
| 15 | 000 761 248 0 | Protect.plate | | | 1 | |
| 16 | 000 761 351 0 | Spacer tube | | | 3 | |



Characteristic: **PERKINS 1006-60 TW; ALTERNATOR**

Illustration: **287**

| Pos. | Part-No. | Description | DIN | Dimension | Qty. | Remark |
|------|---------------|------------------|---------|-----------|------|---|
| 1 | 000 237 340 0 | Hexagonal screw | Iso4014 | M08x40 | 2 | |
| 1 | 000 236 170 0 | Hexagonal nut | Iso4032 | M8 | 2 | |
| 1 | 000 239 387 0 | Contact washer | | A 8 | 2 | |
| 2 | 000 609 370 1 | Tightening piece | | 42x42x22 | 1 | |
| 3 | 000 236 172 0 | Hexagonal nut | Iso4032 | M12 | 2 | |
| 4 | 000 668 614 3 | Support | | | 1 | |
| 5 | 000 235 525 0 | Hexagonal screw | Iso4014 | M08x80 | 1 | |
| 5 | 000 236 170 0 | Hexagonal nut | Iso4032 | M8 | 1 | |
| 5 | 000 239 387 0 | Contact washer | | A 8 | 1 | |
| 6 | 000 215 348 0 | Eye bolt | Din444 | Lbm12x200 | 1 | |
| 7 | 000 657 062 0 | Spacer sleeve | | 12x1,5x13 | 1 | |
| 8 | 000 237 382 0 | Hexagonal screw | Iso4017 | M10x20 | 2 | |
| 9 | 000 239 388 0 | Contact washer | | A10 | 2 | |
| 10 | 000 668 314 2 | Alternator | | 12v 120ah | 1 | Bosch-No. 0120484021 |
| 11 | 000 679 267 0 | Fan disc | | | 1 | |
| 12 | 000 752 014 0 | V-belt pulley | | D99x36,4 | 1 | |
| 13 | 000 678 275 0 | Centering disc | | D30h9x6 | 1 | |
| 14 | 000 761 411 0 | V-belt set | | | 1 | Perkins-No. 2614B663 from No. 09308350 |
| 14 | 000 147 232 1 | V-belt set | | | 1 | Perkins-No. 2614B160 to No. 09308349 |



Characteristic: **CHAIN AND BELT DRIVES**Illustration: **500**

| Pos. | Part-No. | Description | DIN | Dimension | Qty. | Remark |
|------|---------------|-----------------|-------|--------------|------|---------------------------|
| 1 | 000 544 048 0 | Power band belt | | | 1 | |
| 2 | 000 767 057 1 | V-belt | | | 1 | |
| 3 | 000 629 908 1 | V-belt | | | 1 | |
| 4 | 000 629 769 1 | Power band belt | | | 1 | |
| 5 | 000 661 458 0 | Power band belt | | | 1 | |
| 6 | 000 603 337 0 | V-belt | | | 1 | |
| 7 | 000 603 336 1 | V-belt | | | 1 | |
| 8 | 000 644 447 0 | V-belt | | | 1 | |
| 9 | 000 802 931 0 | V-belt | | | 1 | |
| 10 | 000 623 427 1 | V-belt | | | 1 | |
| 11 | 000 755 070 1 | V-belt | | | 1 | |
| 12 | 000 066 034 0 | V-belt | | | 1 | (n = 519) |
| 12 | 000 785 341 0 | V-belt | | | 1 | (n = 660) |
| 13 | 000 661 301 0 | V-belt | | | 1 | |
| 14 | 000 061 353 1 | V-belt | | | 1 | |
| 14 | 000 061 214 0 | V-belt | | | 1 | (for corn) |
| 15 | 000 671 209 0 | V-belt, broad | | | 1 | |
| 16 | 000 603 017 3 | V-belt | | | 1 | |
| 17 | 000 608 745 0 | Roller chain | D8188 | 10a-1x 71 C | 1 | |
| 18 | 000 060 306 3 | V-belt | | | 1 | |
| 19 | 000 818 101 0 | Roller chain | | 19,05 T 79ro | 1 | |
| 20 | 000 506 671 2 | V-belt | | | 1 | |
| 21 | 000 661 345 0 | V-belt | | | 1 | |
| 22 | 000 657 793 0 | V-belt | | | 1 | |
| 23 | 000 644 418 0 | V-belt, broad | | | 1 | drum variable speed drive |
| 24 | 000 644 448 0 | V-belt | | | 1 | |
| 25 | 000 609 823 0 | V-belt, broad | | | 1 | two stage drive |
| 26 | 000 661 220 1 | Power band belt | | | 1 | drum variable speed drive |
| 27 | 000 600 981 0 | Roller chain | D8181 | 208ax 34 E | 1 | |